
Monthly Portfolio Review

April 2007

Office of Ohio Treasurer of State Richard Cordray



Table of Contents

- I. Investment Philosophy**
- II. Economic Outlook & Portfolio Strategy**
- III. Summary of Portfolios**
 - Regular Account
 - Ohio Lottery DPTF Structured Account
 - STAR Ohio
- VI. Portfolio Holdings**
- V. Transaction Activity**



INVESTMENT

PHILOSOPHY

Investment Philosophy

- **INVESTMENT OBJECTIVES**

- *Preservation of Principal*
- *Maintenance of Liquidity*
- *Maximize Return*

- **STANDARD OF PRUDENCE**

The standard of prudence to be applied to the investment of the State Portfolio shall be the industry standard "Prudent Investor Rule," which states:

"Investments shall be made with the judgment and care, under circumstances then prevailing which persons of prudence, discretion and intelligence exercise in the management of their own affairs, not for speculation, but for investment, considering the probable safety of their capital as well as the probable income to be derived."



OUTLOOK & STRATEGY

Economic Outlook

- **INTEREST RATES**

- FOMC overnight fed funds rate is at 5.25%
- Fed funds futures market estimates a 97.0% chance of an unchanged fed funds rate of 5.25% at the June 28 meeting.
- Chairman Bernanke said in the May 9th FOMC statement that "Although inflation pressures seem likely to moderate over time, the high level of resource utilization has the potential to sustain those pressures".

- **HOUSING**

- The near-term prospects for the housing market remain uncertain.
- Chairman Bernanke said that "...the adjustment in the housing sector is ongoing".
- The impact on the broader economy due to problems attributed to the sub-prime housing market remains uncertain.

- **CPI**

- Core CPI, which excludes energy and food prices, is the primary measure of core inflation.
- The fed's traditional comfort zone for CPI is 1.0%-2.0%.
- Core CPI increased 0.1% in the month of April.
- Core CPI stands at 2.5% year over year ending in March of 2007.



Economic Outlook – (con't)

- **INFLATION**

- At the May 9th FOMC meeting, Chairman Bernanke said that "...the Committee's predominant policy concern remains the risk that inflation will fail to moderate as expected."
- The consensus is that Fed policy makers would like to see a consistent decline in Core CPI, before cutting interest rates.

- **LABOR MARKET**

- Unemployment increased 0.1% to 4.5% for the month of April.
- Initial jobless claims rose by 88,000 in the week ending May 4th
- The figure reflects the smallest increase in non-farm payrolls since June of 2005
- The figure reflects a strong labor market.

- **SUMMARY**

- It is our belief that the economy seems likely to expand at a moderate pace this year.
- We agree with the current consensus amongst economists and look for an unchanged interest rate through the first three quarters of 2007.



Portfolio Yields & Strategy

- **YIELDS**

- Both long-term and short-term rates continue to rise.
- The Treasury yield curve remains flat to inverted.
- We believe yields will slowly steepen into the third and fourth quarter of 2007.

- **STRATEGY**

- We have been taking advantage of market fluctuations by adding value to the portfolio and locking in higher yields.



PORTFOLIO

SUMMARY

Summary of Portfolios

Portfolio	3/31/2007	4/30/2007	Difference
Regular Account - Market Value	\$7,266,364,170.83	\$8,183,566,850.35	\$917,202,679.52
Deposits of Personal Income Tax payments, receipt of the annual Tobacco MSA payment and proceeds from the Highway Capital Improvements bond closing provided additional inflows during the month; outflows took place for School Foundations, Higher Education, Medicaid, the Local Government Distributions and State Payroll.			
Total Monthly Inflows	\$4,412,461,455.48	\$5,122,389,558.69	
Total Monthly Outflows	\$4,612,032,855.59	\$4,113,346,141.43	
Realized Income - Month to date	\$34,711,006.99	\$22,154,086.93	
Realized Income - Fiscal Year to date	\$270,112,246.12	\$292,266,333.05	
Accruals	\$44,762,832.26	\$53,613,371.72	
Ohio Lottery DPTF - Market Value	\$718,477,394.23	\$715,196,537.69	(\$3,280,856.54)
Securities were purchased to fund five \$1,000,000.00 annuity winners. The April liability payment was \$11,322,607.53.			
STAR Ohio - Market Value	\$5,000,587,721.32	\$4,823,199,838.98	(\$177,387,882.34)
Shareholder redemptions exceeded purchases during the month.			



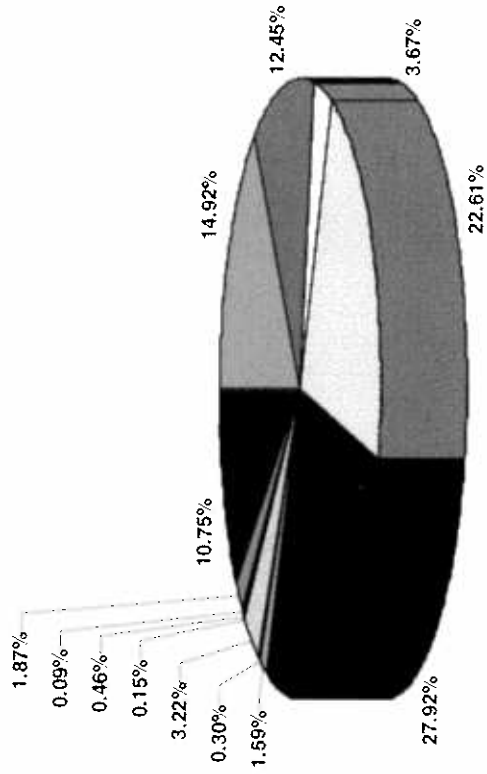
Regular Account Asset Allocation

ASSET TYPE	PAR AMOUNT	BOOK VALUE	MKT VALUE	% BOOK	WT YLD	WT DTM
AGENCY CALLABLE	1,220,000,000.00	1,220,213,675.00	1,218,528,000.00	14.918%	5.138%	1,227.85
AGENCY COUPON	1,017,000,000.00	1,018,468,735.00	1,017,034,010.00	12.452%	4.655%	558.88
BID OHIO	300,000,000.00	300,000,000.00	300,000,000.00	3.668%	5.100%	81.50
COMMERCIAL PAPER	1,865,792,000.00	1,849,590,328.70	1,849,590,328.70	22.613%	5.353%	28.85
DISCOUNT NOTES	2,304,422,000.00	2,283,793,563.91	2,293,214,739.30	27.921%	5.255%	35.43
FFCB ADJ RATE BOND	130,000,000.00	130,000,000.00	130,000,000.00	1.589%	2.849%	221.00
LINKED DEPOSIT - SM BUS	24,543,848.22	24,543,848.22	24,543,848.22	0.300%	1.750%	421.96
MONEY MARKET FUND	263,190,232.93	263,190,232.93	263,190,232.93	3.218%	5.128%	1.00
OTHER	12,000,000.00	12,000,000.00	12,000,000.00	0.147%	5.741%	224.67
SPRJ - AGLINK FIXED LINE OF CREDIT	37,993,358.03	37,993,358.03	37,993,358.03	0.465%	0.645%	352.00
SPRJ - AGLINK FIXED RATE TERM LOAN	7,288,000.00	7,288,000.00	7,288,000.00	0.089%	1.080%	352.00
STATE & LOCAL GOVT SEC - DEM DEP	153,060,593.17	153,060,593.17	153,060,593.17	1.871%	3.972%	1.00
TREASURIES	882,000,000.00	879,209,536.37	877,123,740.00	10.749%	4.499%	726.02
	\$ 8,217,290,032.35 \$	\$ 8,179,351,871.33 \$	\$ 8,183,566,850.35	100.000%	4.997%	355.93



Regular Account Asset Allocation

- AGENCY CALLABLE
- AGENCY COUPON
- BID OHIO
- COMMERCIAL PAPER
- DISCOUNT NOTES
- FFCB ADJ RATE BOND
- LINKED DEPOSIT - SM BUS
- MONEY MARKET FUND
- OTHER
- SPRJ - AGLINK FIXED LINE OF CREDIT
- SPRJ - AGLINK FIXED RATE TERM LOAN
- STATE & LOCAL GOVT SEC - DEM DEP
- TREASURIES



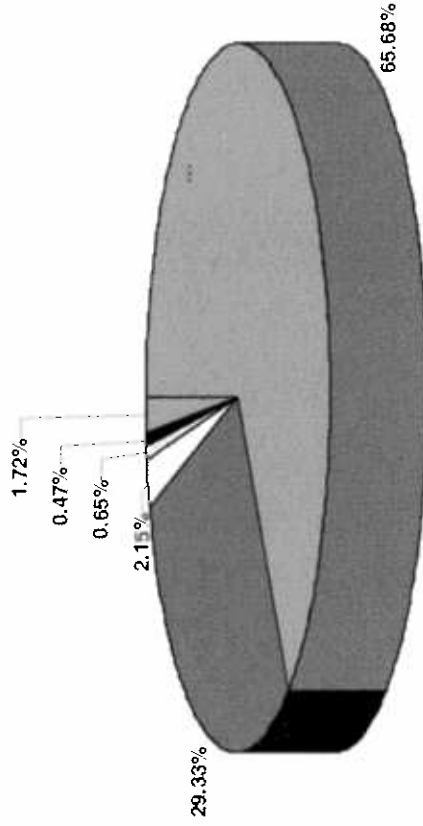
Ohio Lottery DPTF Asset Allocation

ASSET TYPE	PAR AMOUNT	BOOK VALUE	MKT VALUE	% BOOK	WT YLD	WT DTM
AGENCY COUPON	410,937,000.00	406,777,838.50	411,034,077.04	66.608%	5.076%	1,646.71
AGENCY STRIPS	453,560,000.00	188,231,720.19	288,294,962.84	30.822%	5.672%	3,494.56
STAR OHIO - CASH ACCT	1,919,609.73	1,919,609.73	1,919,609.73	0.314%	5.180%	1.00
TREASURIES	19,674,000.00	13,774,340.54	13,947,888.08	2.255%	4.850%	3,018.90
	\$ 886,090,609.73	\$ 610,703,508.96	\$ 715,196,537.69	100.000%	5.255%	2,619.46



Ohio Lottery DPTF Asset Allocation

- AGENCY COUPON
- AGENCY STRIPS
- COMMERCIAL PAPER
- FICO STRIP
- STAR OHIO - CASH ACCT
- TREASURIES



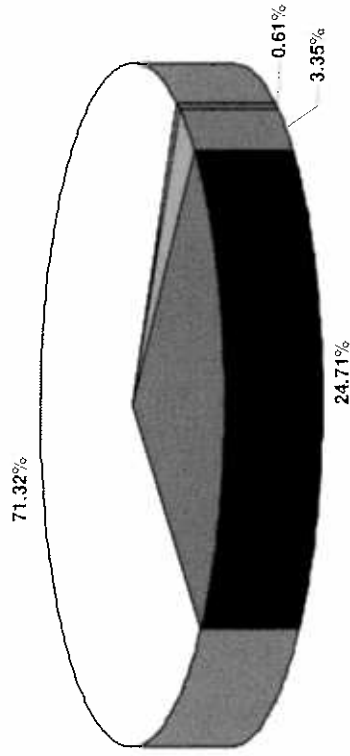
STAR Ohio Asset Allocation

ASSET TYPE	PAR AMOUNT	BOOK VALUE	MKT VALUE	% BOOK	WT YLD	WT DTM
AGENCY COUPON	100,000,000.00	99,539,350.00	99,968,500.00	2.073%	5.309%	15.50
COMMERCIAL PAPER	1,140,868,000.00	1,130,815,577.98	1,130,815,577.98	23.552%	5.352%	23.22
DISCOUNT NOTES	3,613,139,000.00	3,571,061,650.48	3,592,415,761.00	74.375%	5.266%	42.76
	\$ 4,854,007,000.00	\$ 4,801,416,578.46	\$ 4,823,199,838.98	100.000%	5.287%	37.61



STAR Ohio Asset Allocation

- AGENCY COUPON
- COMMERCIAL PAPER
- DISCOUNT NOTES
- REPURCHASE AGREEMENT



TRANSACTION ACTIVITY

RICHARD CORDRAY
TREASURER, STATE OF OHIO

PGM INVS_MONTHEND_TRANSACTIONS
SOURCE VisualQED
MODEL TRANSACTION
BASIS SETTLEMENT
BEGIN 4/01/07
END 4/30/07

INVESTMENT TRANSACTION REPORT
TRANSACTIONS FOR APRIL 2007

INVTX	TXN	FUND	GROUP	SETTLE	CUSIP	DESCRIPTION	RATE	MATURITY	PUR-YL	PAR AMOUNT	PRBPRC	P/S-INTEREST	SETTLE AMT
180335	PUR	301	REG	04/03/07	3136F8J29	FNMA DEBENTURE	5.000	05/27/11	5.000	\$ 50,000,000.00	\$	50,000,000.00	\$ 50,000,000.00
180355	PUR	302	DPTF	04/03/07	912820C08	US TREASURY STRIP (P)	4.890	02/16/08	4.890	\$ 50,000.00	\$	50,000.00	\$ 47,941.50
180357	PUR	302	DPTF	04/03/07	912820EM5	US TREASURY STRIP (P)	4.500	02/15/10	4.500	\$ 50,000.00	\$	50,000.00	\$ 44,004.50
180358	PUR	302	DPTF	04/03/07	912820G05	US TREASURY STRIP (P)	4.540	02/15/11	4.540	\$ 50,000.00	\$	50,000.00	\$ 42,025.50
180359	PUR	302	DPTF	04/03/07	912820GV3	US TREASURY STRIP (P)	4.495	02/15/12	4.495	\$ 50,000.00	\$	50,000.00	\$ 40,334.00
180360	PUR	302	DPTF	04/03/07	912820HRI	US TREASURY STRIP (P)	4.485	02/15/13	4.485	\$ 50,000.00	\$	50,000.00	\$ 38,516.50
180356	PUR	302	DPTF	04/03/07	912820JW8	US TREASURY STRIP (P)	4.590	02/15/09	4.590	\$ 50,000.00	\$	50,000.00	\$ 45,931.50
180361	PUR	302	DPTF	04/03/07	912820JX6	US TREASURY STRIP (P)	4.570	02/15/14	4.570	\$ 50,000.00	\$	50,000.00	\$ 36,656.50
180362	PUR	302	DPTF	04/03/07	912833DH0	US TREASURY STRIP	4.630	02/15/15	4.630	\$ 50,000.00	\$	50,000.00	\$ 34,875.50
180363	PUR	302	DPTF	04/03/07	912833KG4	US TREASURY STRIP	4.660	02/15/16	4.660	\$ 50,000.00	\$	50,000.00	\$ 33,228.50
180364	PUR	302	DPTF	04/03/07	912833KL3	US TREASURY STRIP	4.700	02/15/17	4.700	\$ 50,000.00	\$	50,000.00	\$ 31,610.50
180365	PUR	302	DPTF	04/03/07	912833KQ2	US TREASURY STRIP	4.790	02/15/18	4.790	\$ 50,000.00	\$	50,000.00	\$ 29,888.50
180366	PUR	302	DPTF	04/03/07	912833KU3	US TREASURY STRIP	4.850	02/15/19	4.850	\$ 50,000.00	\$	50,000.00	\$ 28,309.50
180367	PUR	302	DPTF	04/03/07	912833KY5	US TREASURY STRIP	4.910	02/15/20	4.910	\$ 50,000.00	\$	50,000.00	\$ 26,782.00
180368	PUR	302	DPTF	04/03/07	912833LC2	US TREASURY STRIP	4.960	02/15/21	4.960	\$ 50,000.00	\$	50,000.00	\$ 25,342.00
180369	PUR	302	DPTF	04/03/07	912833LG3	US TREASURY STRIP	4.980	02/15/22	4.980	\$ 50,000.00	\$	50,000.00	\$ 24,060.00
180370	PUR	302	DPTF	04/03/07	912833LL2	US TREASURY STRIP	4.985	02/15/23	4.985	\$ 50,000.00	\$	50,000.00	\$ 22,905.50
180371	PUR	302	DPTF	04/03/07	912833LO1	US TREASURY STRIP	4.985	02/15/24	4.985	\$ 50,000.00	\$	50,000.00	\$ 21,788.00
180372	PUR	302	DPTF	04/03/07	912833LY4	US TREASURY STRIP	4.990	02/15/25	4.990	\$ 50,000.00	\$	50,000.00	\$ 20,723.00
180373	PUR	302	DPTF	04/03/07	912833LJ2	US TREASURY STRIP	4.990	02/15/26	4.970	\$ 50,000.00	\$	50,000.00	\$ 19,799.00
180387	PUR	304	REG	04/02/07	912828DP2	US TREASURY NOTE	4.000	03/15/10	4.548	\$ 25,000,000.00	\$	48,913.04	\$ 24,673,913.04
180398	PUR	300	REG	04/02/07	313312FJ4	FCB DISCOUNT NOTE	5.140	05/09/07	5.239	\$ 49,750,000.00	\$	49,487,181.81	\$ 49,487,181.81
180401	PUR	300	REG	04/02/07	313598HC2	FNMA DISCOUNT NOTE	5.266	06/20/07	5.266	\$ 50,000,000.00	\$	49,436,576.39	\$ 49,436,576.39
180397	PUR	300	REG	04/02/07	4812C0670	JP MORGAN US GOVT MMKT #3164	5.210	06/20/07	5.210	\$ 2,425,000.00	\$	2,425,000.00	\$ 2,425,000.00
180393	PUR	301	REG	04/02/07	74977LR83	RABOBANK USA FINANCIAL CORP	5.320	04/03/07	5.395	\$ 50,000,000.00	\$	49,992,611.11	\$ 49,992,611.11
180394	PUR	301	REG	04/02/07	83365SR39	SOCIETE GENERALE NORTH AMERICA	5.330	04/03/07	5.405	\$ 50,000,000.00	\$	49,992,597.22	\$ 49,992,597.22
180395	PUR	304	REG	04/02/07	83365SR39	SOCIETE GENERALE NORTH AMERICA	5.330	04/03/07	5.405	\$ 11,577,000.00	\$	11,575,285.96	\$ 11,575,285.96
180396	PUR	304	REG	04/02/07	83365SR39	SOCIETE GENERALE NORTH AMERICA	5.330	04/03/07	5.405	\$ 50,000,000.00	\$	49,992,597.22	\$ 49,992,597.22
180417	PUR	300	REG	04/03/07	313384HE2	FHLB DISCOUNT NOTE	5.130	06/22/07	5.261	\$ 3,328,000.00	\$	3,327,507.27	\$ 3,327,507.27
180406	PUR	300	REG	04/03/07	313588HC2	FNMA DISCOUNT NOTE	5.140	06/20/07	5.265	\$ 50,000,000.00	\$	49,430,000.00	\$ 49,430,000.00
180403	PUR	301	REG	04/03/07	74977LR41	RABOBANK USA FINANCIAL CORP	5.260	04/04/07	5.354	\$ 50,000,000.00	\$	49,443,708.33	\$ 49,443,708.33
180404	PUR	304	REG	04/03/07	74977LR41	RABOBANK USA FINANCIAL CORP	5.260	04/04/07	5.334	\$ 11,578,000.00	\$	11,576,308.33	\$ 11,576,308.33
180405	PUR	304	REG	04/03/07	74977LR41	RABOBANK USA FINANCIAL CORP	5.260	04/04/07	5.334	\$ 50,000,000.00	\$	49,992,694.44	\$ 49,992,694.44
180408	PUR	300	REG	04/03/07	83365SR47	SOCIETE GENERALE NORTH AMERICA	5.280	04/04/07	5.354	\$ 3,336,000.00	\$	3,335,512.57	\$ 3,335,512.57
180428	PUR	304	REG	04/04/07	912828F8	US TREASURY NOTE	4.000	04/15/10	4.546	\$ 50,000,000.00	\$	49,992,666.67	\$ 49,992,666.67
180435	PUR	304	REG	04/04/07	912828GA2	US TREASURY NOTE	4.500	11/30/11	4.551	\$ 25,000,000.00	\$	469,780.22	\$ 25,086,967.72
180434	PUR	304	REG	04/04/07	912828GM6	US TREASURY NOTE	4.500	03/31/12	4.551	\$ 25,000,000.00	\$	386,332.42	\$ 25,331,644.92
180409	PUR	303	SPRU	04/04/07	LD07B1570	FIFTH THIRD BANK	5.090	10/03/07	5.090	\$ 5,000,000.00	\$	12,295.08	\$ 5,000,000.00
180411	PUR	303	SPRU	04/04/07	LD07B1588	HENRY COUNTY BANK	5.080	10/03/07	5.080	\$ 3,000,000.00	\$	3,000,000.00	\$ 3,000,000.00
180412	PUR	303	SPRU	04/04/07	LD07B1596	HENRY COUNTY BANK	5.080	10/03/07	5.080	\$ 1,000,000.00	\$	1,000,000.00	\$ 1,000,000.00
180413	PUR	303	SPRU	04/04/07	LD07B1604	FIRSTMERIT BANK, NA	5.080	10/03/07	5.080	\$ 5,000,000.00	\$	5,000,000.00	\$ 5,000,000.00
180414	PUR	303	SPRU	04/04/07	LD07B1612	NORTH SIDE BANK & TRUST	5.080	10/03/07	5.080	\$ 5,000,000.00	\$	5,000,000.00	\$ 5,000,000.00
180415	PUR	303	SPRU	04/04/07	LD07B1620	ANDOVER BANK	5.080	10/03/07	5.080	\$ 1,000,000.00	\$	1,000,000.00	\$ 1,000,000.00
180416	PUR	303	SPRU	04/04/07	LD07B1638	ANDOVER BANK	5.080	10/03/07	5.080	\$ 2,000,000.00	\$	2,000,000.00	\$ 2,000,000.00
180418	PUR	303	SPRU	04/04/07	LD07B1646	KEYBANK,NA	5.080	10/03/07	5.080	\$ 5,000,000.00	\$	5,000,000.00	\$ 5,000,000.00
180419	PUR	303	SPRU	04/04/07	LD07B1653	OLD FORT BANKING COMPANY	5.080	10/03/07	5.081	\$ 5,000,000.00	\$	5,000,000.00	\$ 5,000,000.00
180420	PUR	303	SPRU	04/04/07	LD07B1661	UNION BANK COMPANY	5.080	10/03/07	5.080	\$ 1,000,000.00	\$	1,000,000.00	\$ 1,000,000.00
180421	PUR	303	SPRU	04/04/07	LD07B1679	PEOPLES BANK, N.A.	5.080	10/03/07	5.080	\$ 5,000,000.00	\$	5,000,000.00	\$ 5,000,000.00
180422	PUR	303	SPRU	04/04/07	LD07B1687	HEARTLAND BANK	5.080	10/03/07	5.080	\$ 1,000,000.00	\$	1,000,000.00	\$ 1,000,000.00
180423	PUR	303	SPRU	04/04/07	LD07B1695	HEARTLAND BANK	5.080	10/03/07	5.080	\$ 1,000,000.00	\$	1,000,000.00	\$ 1,000,000.00
180424	PUR	303	SPRU	04/04/07	LD07B1703	HEARTLAND BANK	5.080	10/03/07	5.080	\$ 1,000,000.00	\$	1,000,000.00	\$ 1,000,000.00
180424	PUR	303	SPRU	04/04/07	LD07B1711	HEARTLAND BANK	5.080	10/03/07	5.080	\$ 1,000,000.00	\$	1,000,000.00	\$ 1,000,000.00

PGM INVS.MONTHEND_TRANSACTIONS
 SOURCE VisualQED
 MODEL TRANSACTION
 BASIS SETTLEMENT
 BEGIN 4/01/07
 END 4/30/07

RICHARD CORDRAY
 TREASURER, STATE OF OHIO
 INVESTMENT TRANSACTION REPORT

TRANSACTIONS FOR APRIL 2007

INVS#	TXN	FUND	GROUP	SETTLE	CUSIP	DESCRIPTION	RATE	MATURITY	PUR-YL	PAR AMOUNT	PRM/PROC	PS-INTEREST	SETTLE AMT
180513	PUR	302	DPTF	04/12/07	912833DF4	US TREASURY STRIP		02/15/14	4.710	\$ 100,000.00	\$	\$	\$ 72,711.00
180515	PUR	302	DPTF	04/12/07	912833KG4	US TREASURY STRIP		02/15/16	4.785	\$ 100,000.00	\$	\$	\$ 65,819.00
180516	PUR	302	DPTF	04/12/07	912833KL3	US TREASURY STRIP		02/15/17	4.820	\$ 100,000.00	\$	\$	\$ 62,568.00
180517	PUR	302	DPTF	04/12/07	912833KQ2	US TREASURY STRIP		02/15/18	4.910	\$ 100,000.00	\$	\$	\$ 59,092.00
180518	PUR	302	DPTF	04/12/07	912833KU3	US TREASURY STRIP		02/15/19	4.975	\$ 100,000.00	\$	\$	\$ 55,873.00
180519	PUR	302	DPTF	04/12/07	912833KY5	US TREASURY STRIP		02/15/20	5.030	\$ 100,000.00	\$	\$	\$ 52,828.00
180520	PUR	302	DPTF	04/12/07	912833LC2	US TREASURY STRIP		02/15/21	5.068	\$ 100,000.00	\$	\$	\$ 50,081.00
180521	PUR	302	DPTF	04/12/07	912833LG3	US TREASURY STRIP		02/15/22	5.100	\$ 100,000.00	\$	\$	\$ 47,349.00
180522	PUR	302	DPTF	04/12/07	912833LL2	US TREASURY STRIP		02/15/23	5.095	\$ 100,000.00	\$	\$	\$ 45,059.00
180523	PUR	302	DPTF	04/12/07	912833LQ1	US TREASURY STRIP		02/15/24	5.095	\$ 100,000.00	\$	\$	\$ 42,848.00
180524	PUR	302	DPTF	04/12/07	912833LU2	US TREASURY STRIP		02/15/25	5.103	\$ 100,000.00	\$	\$	\$ 40,692.00
180525	PUR	302	DPTF	04/12/07	912833LY4	US TREASURY STRIP		02/15/26	5.080	\$ 100,000.00	\$	\$	\$ 38,853.00
180535	PUR	300	REG	04/11/07	0027A1SE0	ABBEY NATIONAL NA, LLC	5.240	05/14/07	5.338	\$ 1,022,000.00	\$	\$	\$ 1,017,090.99
180536	PUR	300	REG	04/11/07	0027A1SE0	ABBEY NATIONAL NA, LLC	5.240	05/14/07	5.338	\$ 3,432,000.00	\$	\$	\$ 3,415,514.96
180539	PUR	300	REG	04/11/07	0027A1TD1	ABBEY NATIONAL NA, LLC	5.230	06/13/07	5.352	\$ 50,000,000.00	\$	\$	\$ 49,542,375.00
180540	PUR	300	REG	04/11/07	313384GV5	FHLB DISCOUNT NOTE	5.130	06/13/07	5.248	\$ 41,736,000.00	\$	\$	\$ 41,363,297.10
180541	PUR	300	REG	04/11/07	313384GV5	FHLB DISCOUNT NOTE	5.130	06/13/07	5.248	\$ 50,000,000.00	\$	\$	\$ 49,551,125.00
180547	PUR	300	REG	04/11/07	36960MTD5	GENERAL ELECTRIC COMPANY	5.230	06/13/07	5.352	\$ 50,000,000.00	\$	\$	\$ 49,542,375.00
180548	PUR	300	REG	04/13/07	12478KSE4	CBA (DE) FINANCE, INC	5.250	05/14/07	5.347	\$ 7,235,000.00	\$	\$	\$ 7,202,291.77
180571	PUR	300	REG	04/13/07	12478KSE4	CBA (DE) FINANCE, INC	5.250	05/14/07	5.347	\$ 8,862,000.00	\$	\$	\$ 8,821,936.38
180555	PUR	301	REG	04/16/07	31331XVY5	FFC8 ADJUSTABLE RATE BOND	5.080	05/09/08	5.080	\$ 75,000,000.00	\$	\$	\$ 75,000,000.00
180556	PUR	301	REG	04/16/07	31339M684	FNMA DEBENTURE	5.200	03/26/10	5.251	\$ 25,547,000.00	\$	\$ 72,222.22	\$ 25,037,065.97
180557	PUR	301	REG	04/12/07	74433HSE5	PRUDENTIAL FUNDING	5.240	05/14/07	5.338	\$ 22,441,981.06	\$	\$	\$ 22,441,981.06
180557	PUR	302	DPTF	04/13/07	4812C0670	JP MORGAN US GOVT MMKT #3164	5.170	04/16/07	5.346	\$ 1,000,000.00	\$	\$	\$ 1,000,000.00
180560	PUR	300	REG	04/13/07	74977LRG4	RABOBANK USA FINANCIAL CORP	5.270	04/16/07	5.346	\$ 6,000,000.00	\$	\$	\$ 5,997,365.00
180563	PUR	300	REG	04/13/07	74977LRG4	RABOBANK USA FINANCIAL CORP	5.260	04/16/07	5.335	\$ 50,000,000.00	\$	\$	\$ 49,978,083.33
180568	PUR	300	REG	04/13/07	74977LRG4	RABOBANK USA FINANCIAL CORP	5.260	04/16/07	5.335	\$ 50,000,000.00	\$	\$	\$ 49,978,083.33
180568	PUR	300	REG	04/13/07	74977LRG4	RABOBANK USA FINANCIAL CORP	5.260	04/16/07	5.335	\$ 12,646,000.00	\$	\$	\$ 12,640,456.84
180588	PUR	300	REG	04/13/07	83365SRG0	SOCIETE GENERALE NORTH AMERICA	5.230	07/20/07	5.372	\$ 50,000,000.00	\$	\$	\$ 49,978,083.33
180572	PUR	303	SPRJ	04/16/07	0660P1UL3	BANK OF AMERICA	5.230	07/20/07	5.372	\$ 50,000,000.00	\$	\$	\$ 49,310,590.28
146898	CNTR	300	REG	04/16/07	31331XVY5	KEYBANK NA	1.080	05/09/08	1.080	\$ 70,000,000.00	\$	\$	\$ 70,000,000.00
180587	PUR	300	REG	04/16/07	316175108	FIDELITY US GOVERNMENT FUND #57	5.230	07/06/07	5.366	\$ 150,000,000.00	\$	\$	\$ 150,000,000.00
180591	PUR	304	REG	04/16/07	4042F1U64	HSBC FINANCE CORP	5.300	04/17/07	5.374	\$ 49,000,000.00	\$	\$	\$ 48,423,392.50
180596	PUR	300	REG	04/16/07	74977LRH2	RABOBANK USA FINANCIAL CORP	5.300	04/17/07	5.374	\$ 1,031,000.00	\$	\$	\$ 1,030,848.21
180573	PUR	303	SPRJ	04/16/07	AG0700025	LIBERTY NATIONAL BANK	1.080	04/16/08	1.080	\$ 15,630,000.00	\$	\$	\$ 15,627,698.92
180575	PUR	303	SPRJ	04/16/07	AG0700023	CITIZENS BANK OF ASHVILLE	1.080	04/16/08	1.080	\$ 1,633,500.00	\$	\$	\$ 1,633,500.00
180576	PUR	303	SPRJ	04/16/07	AG0700041	SHERWOOD STATE BANK	1.080	04/16/08	1.080	\$ 415,000.00	\$	\$	\$ 415,000.00
180577	PUR	303	SPRJ	04/16/07	AG0700058	FORT JENNINGS STATE BANK	1.080	04/16/08	1.080	\$ 1,177,000.00	\$	\$	\$ 1,177,000.00
180577	PUR	303	SPRJ	04/16/07	AG0700066	CITIZENS NATIONAL BANK, CHILLICO	1.080	04/16/08	1.080	\$ 1,264,497.82	\$	\$	\$ 1,264,497.82
180578	PUR	303	SPRJ	04/16/07	AG0700074	MERCHANTS NATIONAL BANK	1.080	04/16/08	1.080	\$ 365,000.00	\$	\$	\$ 365,000.00
180579	PUR	303	SPRJ	04/16/07	AG0700082	HAMLER STATE BANK	1.080	04/16/08	1.080	\$ 440,000.00	\$	\$	\$ 440,000.00
180581	PUR	303	SPRJ	04/16/07	AG0700090	FARMERS STATE BANK, NEW MADISON	1.080	04/16/08	1.080	\$ 508,000.00	\$	\$	\$ 508,000.00
180582	PUR	303	SPRJ	04/16/07	AG0700108	OHIO STATE BANK	1.080	04/16/08	1.080	\$ 350,000.00	\$	\$	\$ 350,000.00
180583	PUR	303	SPRJ	04/16/07	AG0700116	CITIZENS NATIONAL OF BLUFFTON	1.080	04/16/08	1.080	\$ 3,138,000.00	\$	\$	\$ 3,138,000.00
180584	PUR	303	SPRJ	04/16/07	AG0700124	COMMERCIAL SAVINGS BANK	1.080	04/16/08	1.080	\$ 1,234,688.21	\$	\$	\$ 1,234,688.21
180585	PUR	303	SPRJ	04/16/07	AG0700132	HOCKING VALLEY BANK	1.080	04/16/08	1.080	\$ 45,000.00	\$	\$	\$ 45,000.00
180586	PUR	303	SPRJ	04/16/07	AG0700140	HUNTINGTON NATIONAL BANK, NA	1.080	04/16/08	1.080	\$ 1,010,000.00	\$	\$	\$ 1,010,000.00
180586	PUR	303	SPRJ	04/16/07	AG0700157	SKY BANK, SALINEVILLE	1.080	04/16/08	1.080	\$ 2,410,145.00	\$	\$	\$ 2,410,145.00
180631	PUR	304	REG	04/17/07	0027A1RW1	ABBEY NATIONAL NA, LLC	5.250	04/30/07	5.333	\$ 1,033,000.00	\$	\$	\$ 1,031,041.60
180607	PUR	300	REG	04/17/07	0027A1SJ9	ABBEY NATIONAL NA, LLC	5.240	05/16/07	5.337	\$ 40,000,000.00	\$	\$	\$ 39,819,511.11
180606	PUR	300	REG	04/17/07	0027A1SN0	ABBEY NATIONAL NA, LLC	5.240	05/22/07	5.340	\$ 31,330,000.00	\$	\$	\$ 31,170,391.06
180606	PUR	300	REG	04/17/07	2521E1UJ2	DEXIA DELAWARE	5.230	07/16/07	5.374	\$ 50,000,000.00	\$	\$	\$ 49,331,722.22

RICHARD CORORAY
TREASURER, STATE OF OHIO
INVESTMENT TRANSACTION REPORT
TRANSACTIONS FOR APRIL 2007

PGM INVS..MONTHEHO_TRANSACTIONS
SOURCE VisualQEO
MODEL TRANSACTION
BASIS SETTLEMENT
BEGIN 4/01/07
END 4/30/07

INVS#	TXN	FUND	GROUP	SETTLE	CUSIP	DESCRIPTION	RATE	MATURITY	PUR-YL	PAR AMOUNT	PRINPROC	PS-INTEREST	SETTLE AMT
180632	PUR	300	REG	04/17/07	59018KSR3	MERRILL LYNCH & CO	5.240	05/25/07	5.342	\$ 50,000,000.00	\$ 49,723,444.44	\$	\$ 49,723,444.44
180633	PUR	300	REG	04/17/07	59018KSR3	MERRILL LYNCH & CO	5.240	05/25/07	5.342	\$ 25,000,000.00	\$ 24,861,722.22	\$	\$ 24,861,722.22
180635	PUR	300	REG	04/18/07	59018KSR3	MERRILL LYNCH & CO	5.240	05/25/07	5.342	\$ 50,000,000.00	\$ 49,730,722.22	\$	\$ 49,730,722.22
180629	PUR	300	REG	04/17/07	74433HSJ4	PRUDENTIAL FUNDOING	5.240	05/18/07	5.337	\$ 50,000,000.00	\$ 49,774,388.89	\$	\$ 49,774,388.89
180630	PUR	300	REG	04/17/07	74433HSJ4	PRUDENTIAL FUNDOING	5.240	05/18/07	5.337	\$ 20,000,000.00	\$ 19,909,755.56	\$	\$ 19,909,755.56
180634	PUR	300	REG	04/17/07	74977LSJ7	RABOBANK USA FINANCIAL CORP	5.260	05/18/07	5.352	\$ 50,000,000.00	\$ 49,773,743.06	\$	\$ 49,773,743.06
180608	PUR	303	SPRJ	04/17/07	AG0700165	MINSTER BANK	1.080	04/16/08		\$ 100,000.00	\$	\$	\$ 100,000.00
180609	PUR	303	SPRJ	04/17/07	AG0700173	SUTTON BANK	1.080	04/16/08		\$ 982,265.00	\$	\$	\$ 982,265.00
180610	PUR	303	SPRJ	04/17/07	AG0700181	REPUBLIC BANKING COMPANY	1.080	04/16/08	1.080	\$ 200,000.00	\$	\$	\$ 200,000.00
180611	PUR	303	SPRJ	04/17/07	AG0700199	FIRST FEDERAL BANK OF THE MIDWEST	1.080	04/16/08		\$ 1,822,500.00	\$	\$	\$ 1,822,500.00
180612	PUR	303	SPRJ	04/17/07	AG0700207	FIRST CENTRAL NATIONAL BANK	1.080	04/16/08	1.080	\$ 100,000.00	\$	\$	\$ 100,000.00
180613	PUR	303	SPRJ	04/17/07	AG0700215	STATE BANK & TRUST COMPANY	1.080	04/16/08		\$ 2,554,600.00	\$	\$	\$ 2,554,600.00
180614	PUR	303	SPRJ	04/17/07	AG0700223	METAMORA STATE BANK	1.080	04/16/08		\$ 600,000.00	\$	\$	\$ 600,000.00
180615	PUR	303	SPRJ	04/17/07	AG0700231	FIRST FEDERAL BANK OF THE MIDWEST	1.080	04/16/08		\$ 140,000.00	\$	\$	\$ 140,000.00
180616	PUR	303	SPRJ	04/17/07	AG0700249	UNION BANK COMPANY	1.080	04/16/08		\$ 2,070,000.00	\$	\$	\$ 2,070,000.00
180617	PUR	303	SPRJ	04/17/07	AG0700256	KINGSTON NATIONAL BANK	1.080	04/16/08		\$ 2,567,400.00	\$	\$	\$ 2,567,400.00
180618	PUR	303	SPRJ	04/17/07	AG0700264	CITIZENS NATIONAL BANK OF URBANA	1.080	04/16/08		\$ 525,000.00	\$	\$	\$ 525,000.00
180619	PUR	303	SPRJ	04/17/07	AG0700272	SKY BANK, SALINEVILLE	1.080	04/16/08		\$ 200,000.00	\$	\$	\$ 200,000.00
180620	PUR	303	SPRJ	04/17/07	AG0700280	GENOA BANKING COMPANY	1.080	04/16/08		\$ 70,000.00	\$	\$	\$ 70,000.00
180621	PUR	303	SPRJ	04/17/07	AG0700298	CORTLANO SAVINGS & BANKING CO	1.080	04/16/08		\$ 100,000.00	\$	\$	\$ 100,000.00
180622	PUR	303	SPRJ	04/17/07	AG0700306	FARMERS CITIZENS BANK	1.080	04/16/08		\$ 540,000.00	\$	\$	\$ 540,000.00
180623	PUR	303	SPRJ	04/17/07	AG0700314	SECURITY NATIONAL BANK & TRUST	1.080	04/16/08		\$ 2,207,500.00	\$	\$	\$ 2,207,500.00
180624	PUR	303	SPRJ	04/17/07	AG0700322	HUNTINGTON NATIONAL BANK, NA	1.080	04/16/08		\$ 520,000.00	\$	\$	\$ 520,000.00
180625	PUR	303	SPRJ	04/17/07	AG0700330	HUNTINGTON NATIONAL BANK, NA	1.080	04/16/08		\$ 300,000.00	\$	\$	\$ 300,000.00
180626	PUR	303	SPRJ	04/17/07	AG0700348	CITIZENS BANKING COMPANY	1.080	04/16/08		\$ 100,000.00	\$	\$	\$ 100,000.00
180627	PUR	303	SPRJ	04/17/07	AG0700355	CITIZENS BANKING COMPANY	1.080	04/16/08	1.080	\$ 35,000.00	\$	\$	\$ 35,000.00
180653	PUR	301	REG	04/19/07	31359MY49	FNMA OEBENTURE	5.380	10/11/11	5.335	\$ 20,000,000.00	\$ 20,000,125.00	\$ 23,888.89	\$ 20,027,013.89
170509	ENTR	300	REG	04/18/07	4812C0670	JP MORGAN US GOVT MMKT #3164			5.170	\$ 10,300,000.00	\$	\$	\$ 10,300,000.00
180005	ENTR	301	REG	04/18/07	4812C0670	JP MORGAN US GOVT MMKT #3164			5.170	\$ 640,625.00	\$	\$	\$ 640,625.00
180644	PUR	304	REG	04/18/07	90262ORR3	UBS FINANCE	5.240	04/19/07	5.314	\$ 49,903,735.18	\$	\$	\$ 49,903,735.18
180642	PUR	303	SPRJ	04/18/07	AG0700363	DELAWARE COUNTY BANK & TRUST CO.	1.080	04/16/08	1.080	\$ 1,011,262.00	\$	\$	\$ 1,011,262.00
180643	PUR	303	SPRJ	04/18/07	AG0700371	RICHWOOD BANKING CO.	1.080	04/16/08	1.080	\$ 865,000.00	\$	\$	\$ 865,000.00
180644	PUR	303	SPRJ	04/18/07	AG0700389	FIRST FEDERAL BANK OF THE MIDWEST	1.080	04/16/08	1.080	\$ 1,570,000.00	\$	\$	\$ 1,570,000.00
180645	PUR	303	SPRJ	04/18/07	AG0700397	FARMERS SAVINGS BANK	1.080	04/16/08	1.080	\$ 450,000.00	\$	\$	\$ 450,000.00
180646	PUR	303	SPRJ	04/18/07	AG0700405	FIRST-KNOX NATIONAL BANK	1.080	04/16/08	1.080	\$ 165,000.00	\$	\$	\$ 165,000.00
146173	ENTR	302	OPTF	04/18/07	STAR30210	STAR OHIO 27044			5.180	\$ 700,000.00	\$	\$	\$ 700,000.00
180666	PUR	301	REG	04/24/07	3133XKM44	HLB DEBENTURE	5.300	04/24/09	5.300	\$ 25,000,000.00	\$	\$	\$ 25,000,000.00
164058	ENTR	304	REG	04/19/07	316175108	FIDELITY US GOVERNMENT FUNO #57			5.150	\$ 34,902,000.00	\$	\$	\$ 34,902,000.00
170509	ENTR	300	REG	04/19/07	4812C0670	JP MORGAN US GOVT MMKT #3164			5.170	\$ 22,360,000.00	\$	\$	\$ 22,360,000.00
180005	ENTR	301	REG	04/19/07	4812C0670	JP MORGAN US GOVT MMKT #3164			5.170	\$ 307,169.44	\$	\$	\$ 307,169.44
180661	PUR	304	REG	04/19/07	74977LRL3	RABOBANK USA FINANCIAL CORP	5.200	04/20/07	5.273	\$ 50,000,000.00	\$	\$	\$ 49,992,777.78
180660	PUR	300	REG	04/19/07	90262OSM8	UBS FINANCE	5.250	05/21/07	5.343	\$ 19,931,000.00	\$	\$	\$ 19,838,077.25
180655	PUR	303	SPRJ	04/19/07	AG0700413	ANTWERP EXCHANGE BANK COMPANY	1.080	04/16/08	1.080	\$ 100,000.00	\$	\$	\$ 100,000.00
180656	PUR	303	SPRJ	04/19/07	AG0700421	FIRST CITIZENS NATIONAL BANK	1.080	04/16/08	1.080	\$ 996,000.00	\$	\$	\$ 996,000.00
180657	PUR	303	SPRJ	04/19/07	AG0700439	HUNTINGTON NATIONAL BANK, NA	1.080	04/16/08	1.080	\$ 100,000.00	\$	\$	\$ 100,000.00
180658	PUR	303	SPRJ	04/19/07	AG0700447	HUNTINGTON NATIONAL BANK, NA	1.080	04/16/08	1.080	\$ 585,000.00	\$	\$	\$ 585,000.00
180659	PUR	303	SPRJ	04/19/07	AG0700454	HUNTINGTON NATIONAL BANK, NA	1.080	04/16/08	1.080	\$ 100,000.00	\$	\$	\$ 100,000.00
180667	PUR	303	SPRJ	04/20/07	AG0700462	FARMERS & MERCHANTS STATE BANK	1.080	04/16/08	1.080	\$ 2,888,000.00	\$	\$	\$ 2,888,000.00
180666	PUR	303	SPRJ	04/20/07	AG0700470	COMMUNITY FIRST BANK	1.080	04/16/08	1.080	\$ 315,000.00	\$	\$	\$ 315,000.00
180669	PUR	303	SPRJ	04/20/07	AG0700488	MERCHANTS NATIONAL BANK	1.080	04/16/08	1.080	\$ 545,000.00	\$	\$	\$ 545,000.00
180670	PUR	303	SPRJ	04/20/07	AG0700496	MERCHANTS NATIONAL BANK	1.080	04/16/08	1.080	\$ 100,000.00	\$	\$	\$ 100,000.00
180671	PUR	303	SPRJ	04/20/07	AG0700504	ST. HENRY BANK	1.080	04/16/08	1.080	\$ 100,000.00	\$	\$	\$ 100,000.00
180672	PUR	303	SPRJ	04/20/07	AG0700512	OLD NATIONAL BANK	1.080	04/16/08	1.080	\$ 250,000.00	\$	\$	\$ 250,000.00

PGM INVS.MONTHEND_TRANSACTIONS

SOURCE VisualQED

MODEL TRANSACTION

BASIS SETTLEMENT

BEGIN: 4/01/07

END: 4/30/07

RICHARD CORDRAY
TREASURER, STATE OF OHIO

INVESTMENT TRANSACTION REPORT

TRANSACTIONS FOR APRIL 2007

INVT#	TXN	FUND	GROUP	SETTLE	CUSIP	DESCRIPTION	RATE	MATURITY	PUR-YL	PAY AMOUNT	PRIN/PROC	PS-INTEREST	SETTLE AMT
180674	PUR	303	SPRJ	04/24/07	AG0700520	JP MORGAN CHASE BANK, NA	1.080	04/16/08	1.080	100,000.00	\$		\$ 100,000.00
180679	PUR	300	REG	04/20/07	313384HE2	FHLB DISCOUNT NOTE	5.130	06/22/07	5.243	29,000,000.00	\$		\$ 28,739,906.25
180680	PUR	300	REG	04/20/07	313396HX4	FHLB DISCOUNT NOTE	5.243	07/09/07	5.251	30,425,000.00	\$		\$ 30,078,831.11
180681	PUR	300	REG	04/20/07	313588HZ1	FNMA DISCOUNT NOTE	5.120	07/11/07	5.252	50,000,000.00	\$		\$ 49,416,888.89
180678	PUR	300	REG	04/20/07	313588G1	FNMA DISCOUNT NOTE	5.120	07/18/07	5.259	50,000,000.00	\$		\$ 49,366,987.50
180678	CNTR	304	REG	04/20/07	316175I08	FIDELITY US GOVERNMENT FUND #57	5.150		5.150	19,990,732.27	\$		\$ 19,990,732.27
170509	CNTR	300	REG	04/20/07	4812CO670	JP MORGAN US GOVT MMKT #3164	5.160		5.160	9,245,000.00	\$		\$ 9,245,000.00
180005	CNTR	301	REG	04/20/07	4812CO670	JP MORGAN US GOVT MMKT #3164	5.160		5.160	24,960,069.44	\$		\$ 24,960,069.44
180677	PUR	304	REG	04/20/07	74977LRP4	RABOBANK USA FINANCIAL CORP	5.285	04/23/07	5.285	604,000.00	\$		\$ 604,000.00
180675	PUR	303	SPRJ	04/23/07	2521E1S14	FIRST NATIONAL BANK OF PANDORA	1.080	04/16/08	1.080	1,000,000.00	\$		\$ 998,833.33
180690	PUR	304	REG	04/23/07	313396GP2	DEXA DELAWARE	5.250	05/01/07	5.329	43,984,000.00	\$		\$ 43,702,502.40
180698	PUR	300	REG	04/23/07	313396GP2	FHLB DISCOUNT NOTE	5.120	06/07/07	5.225	40,881,000.00	\$		\$ 40,433,307.63
180694	PUR	300	REG	04/23/07	313396HX4	FHLB DISCOUNT NOTE	5.120	07/09/07	5.249	44,100,000.00	\$		\$ 43,780,128.00
180693	PUR	300	REG	04/23/07	313588GV1	FNMA DISCOUNT NOTE	5.120	06/13/07	5.229	50,000,000.00	\$		\$ 49,438,222.22
180695	PUR	300	REG	04/23/07	313588HZ1	FNMA DISCOUNT NOTE	5.120	07/11/07	5.250	25,000,000.00	\$		\$ 25,000,000.00
180677	PUR	301	REG	04/25/07	3136F8LM6	FNMA DEBENTURE	5.220	08/01/11	5.222	13,315,000.00	\$		\$ 13,315,000.00
170509	CNTR	300	REG	04/23/07	4812CO670	JP MORGAN US GOVT MMKT #3164	5.230	04/24/07	5.303	49,008,000.00	\$		\$ 49,000,880.23
180691	PUR	304	REG	04/23/07	74977LRQ2	RABOBANK USA FINANCIAL CORP	5.240	06/01/07	5.342	25,622,000.00	\$		\$ 25,480,281.87
180696	PUR	300	REG	04/23/07	83365ST11	SOCIETE GENERALE NORTH AMERICA	1.080	04/16/08	1.080	605,000.00	\$		\$ 605,000.00
180688	PUR	303	SPRJ	04/23/07	AG0700546	PEOPLES BANK COMPANY	1.080	04/16/08	1.080	206,000.00	\$		\$ 206,000.00
180688	PUR	303	SPRJ	04/23/07	AG0700553	SECOND NATIONAL BANK	1.080	04/16/08	1.080	250,000.00	\$		\$ 250,000.00
180689	PUR	303	SPRJ	04/23/07	AG0700561	CHAMPAIGN NATIONAL BANK	1.080	04/16/08	1.080	5,000,000.00	\$		\$ 5,000,000.00
154433	CNTR	300	REG	04/23/07	STAR30012	STAR OHIO 10010	5.180		5.180	50,000,000.00	\$		\$ 49,694,222.22
180707	PUR	300	REG	04/24/07	313588GN9	FNMA DISCOUNT NOTE	5.120	06/06/07	5.223	25,000,000.00	\$		\$ 24,847,111.11
180706	PUR	300	REG	04/24/07	313588GN9	FNMA DISCOUNT NOTE	5.220	06/06/07	5.223	49,015,000.00	\$		\$ 49,007,892.83
180706	PUR	304	REG	04/24/07	74977LRP0	RABOBANK USA FINANCIAL CORP	1.080	04/16/08	1.080	70,000.00	\$		\$ 70,000.00
180704	PUR	303	SPRJ	04/24/07	AG0700579	HOME SAVINGS & LOAN COMPANY	1.080	04/16/08	1.080	400,000.00	\$		\$ 400,000.00
180705	PUR	303	SPRJ	04/24/07	AG0700587	CROGHAN COLONIAL BANK	1.080	04/16/08	1.080	400,000.00	\$		\$ 400,000.00
180716	PUR	300	REG	04/25/07	313384J09	FHLB DISCOUNT NOTE	5.120	07/20/07	5.255	50,000,000.00	\$		\$ 49,389,444.44
180717	PUR	300	REG	04/25/07	313384J09	FHLB DISCOUNT NOTE	5.120	07/20/07	5.255	28,395,000.00	\$		\$ 28,047,897.60
180721	PUR	300	REG	04/25/07	313384J09	FHLB DISCOUNT NOTE	5.120	07/20/07	5.260	50,000,000.00	\$		\$ 49,389,041.67
180718	PUR	304	REG	04/25/07	313588EV3	FNMA DISCOUNT NOTE	5.100	04/26/07	5.172	43,847,000.00	\$		\$ 43,840,788.34
180720	PUR	300	REG	04/25/07	313588J05	FNMA DISCOUNT NOTE	5.120	07/20/07	5.253	49,500,000.00	\$		\$ 48,894,796.50
170509	CNTR	300	REG	04/25/07	4812CO670	JP MORGAN US GOVT MMKT #3164	5.140		5.140	36,000,000.00	\$		\$ 36,000,000.00
180734	PUR	302	DPTE	04/30/07	7611BECCL2	REF CORP STRIP	5.010	04/15/19	5.010	100,000.00	\$		\$ 55,335.00
180714	PUR	304	REG	04/25/07	83365SRS4	SOCIETE GENERALE NORTH AMERICA	5.250	04/26/07	5.324	50,000,000.00	\$		\$ 49,992,708.33
180715	PUR	304	REG	04/25/07	83365SRS4	SOCIETE GENERALE NORTH AMERICA	5.250	04/26/07	5.324	10,000,000.00	\$		\$ 9,998,541.67
180730	PUR	302	DPTE	04/30/07	912803AA1	US TREASURY STRIP (P)	4.640	02/15/15	4.640	100,000.00	\$		\$ 69,936.00
180726	PUR	302	DPTE	04/30/07	912820GC5	US TREASURY STRIP (P)	4.445	02/15/11	4.445	100,000.00	\$		\$ 84,631.00
180727	PUR	302	DPTE	04/30/07	912820GV3	US TREASURY STRIP (P)	4.470	02/15/12	4.470	100,000.00	\$		\$ 80,896.00
180723	PUR	302	DPTE	04/30/07	912820H03	US TREASURY STRIP (P)	4.969	02/15/08	4.969	100,000.00	\$		\$ 96,170.00
180728	PUR	302	DPTE	04/30/07	912820HR1	US TREASURY STRIP (P)	4.500	02/15/13	4.500	100,000.00	\$		\$ 77,266.00
180724	PUR	302	DPTE	04/30/07	912820JW6	US TREASURY STRIP (P)	4.645	02/15/09	4.645	100,000.00	\$		\$ 92,086.00
180725	PUR	302	DPTE	04/30/07	912820LH8	US TREASURY STRIP (P)	4.520	02/15/10	4.520	100,000.00	\$		\$ 88,254.00
180743	PUR	304	REG	04/26/07	912828DU1	US TREASURY NOTE	3.680	05/15/10	4.562	25,000,000.00	\$	4,33,529.01	\$ 24,976,497.76
180729	PUR	302	DPTE	04/30/07	912833DF4	US TREASURY STRIP	4.655	02/15/14	4.655	100,000.00	\$		\$ 73,585.00
180731	PUR	302	DPTE	04/30/07	912833KG4	US TREASURY STRIP	4.655	02/15/16	4.655	100,000.00	\$		\$ 66,715.00
180733	PUR	302	DPTE	04/30/07	912833KL3	US TREASURY STRIP	4.675	02/15/18	4.675	100,000.00	\$		\$ 63,562.00
180735	PUR	302	DPTE	04/30/07	912833KQ2	US TREASURY STRIP	4.880	02/15/20	4.880	100,000.00	\$		\$ 60,084.00
180736	PUR	302	DPTE	04/30/07	912833KY5	US TREASURY STRIP	4.950	02/15/21	4.950	100,000.00	\$		\$ 53,960.00
180737	PUR	302	DPTE	04/30/07	912833LC2	US TREASURY STRIP	4.975	02/15/22	4.975	100,000.00	\$		\$ 50,938.00
180737	PUR	302	DPTE	04/30/07	912833LG3	US TREASURY STRIP	4.975	02/15/23	4.975	100,000.00	\$		\$ 48,332.00
180738	PUR	302	DPTE	04/30/07	912833LL2	US TREASURY STRIP	4.975	02/15/23	4.975	100,000.00	\$		\$ 46,014.00

PGM INVS_MONTHEND_TRANSACTIONS
 SOURCE VisualQED
 MODEL TRANSACTION
 BASIS SETTLEMENT
 BEGIN 4/01/07
 END 4/30/07

RICARD CORDRAY
 TREASURER, STATE OF OHIO
 INVESTMENT TRANSACTION REPORT
 TRANSACTIONS FOR APRIL 2007

INVT#	TXN	FUND	GROUP	SETTLE	CUSIP	DESCRIPTION	RATE	MATURITY	PUR-YL	PAR AMOUNT	PRIN/PROC	P/3-INTEREST	SETTLE AMT	
180739	PUR	302	DPTF	04/30/07	912833LQ1	US TREASURY STRIP		02/15/24	4.975	\$ 100,000.00	\$ 43,808.00		\$ 43,808.00	
180740	PUR	302	DPTF	04/30/07	912833LU2	US TREASURY STRIP		02/15/25	4.980	\$ 100,000.00	\$ 41,671.00		\$ 41,671.00	
146698	CNTR	300	REG	04/26/07	316175108	FIDELITY US GOVERNMENT FUND #57		02/15/26	4.965	\$ 100,000.00	\$ 39,780.00		\$ 39,780.00	
180749	PUR	304	REG	04/26/07	4812C0670	JP MORGAN US GOVT MMKT #3164		04/27/07	5.150	\$ 50,000,000.00	\$ 50,000,000.00		\$ 50,000,000.00	
180750	PUR	304	REG	04/26/07	74977LRT6	RABOBANK USA FINANCIAL CORP		04/27/07	5.314	\$ 36,000,000.00	\$ 36,000,000.00		\$ 36,000,000.00	
180751	PUR	304	REG	04/27/07	74977LRT6	RABOBANK USA FINANCIAL CORP		04/27/07	5.314	\$ 3,845,000.00	\$ 3,844,440.34		\$ 3,844,440.34	
180745	PUR	304	REG	04/26/07	912828GM6	US TREASURY NOTE	5.240	03/31/09	4.635	\$ 25,000,000.00	\$ 24,937,500.00	\$ 82,991.80	\$ 25,020,491.80	
180754	PUR	304	REG	04/30/07	912828GP9	US TREASURY NOTE	4.500	03/31/12	4.542	\$ 25,000,000.00	\$ 24,953,125.00	\$ 79,918.03	\$ 25,033,043.03	
180747	PUR	303	SPRJ	04/26/07	AG0700595	ADVANTAGE BANK	4.500	04/30/09	4.649	\$ 25,000,000.00	\$ 24,929,687.50		\$ 24,929,687.50	
180753	PUR	303	SPRJ	04/26/07	AG0700603	WELLS FARGO BANK OHIO, NA	1.080	04/16/08	1.080	\$ 2,040,000.00	\$ 2,040,000.00		\$ 2,040,000.00	
180005	CNTR	301	REG	04/27/07	36959JRW5	GENERAL ELECTRIC CAPITAL CORP	5.240	04/30/07	5.315	\$ 50,000,000.00	\$ 49,978,166.67		\$ 49,978,166.67	
180764	PUR	304	REG	04/27/07	4812C0670	JP MORGAN US GOVT MMKT #3164		04/30/07	5.140	\$ 401,666.67	\$ 401,666.67		\$ 401,666.67	
180766	PUR	300	REG	04/27/07	74977LRW9	RABOBANK USA FINANCIAL CORP	5.240	04/30/07	5.315	\$ 28,837,000.00	\$ 28,824,407.84		\$ 28,824,407.84	
180763	PUR	303	SPRJ	04/27/07	74977LRW9	RABOBANK USA FINANCIAL CORP	5.240	04/30/07	5.315	\$ 30,000,000.00	\$ 29,986,900.00		\$ 29,986,900.00	
180761	PUR	303	SPRJ	04/27/07	AG0700611	PARK NATIONAL BANK	1.080	04/16/08	1.080	\$ 100,000.00	\$ 100,000.00		\$ 100,000.00	
180762	PUR	303	SPRJ	04/27/07	LD0700897	CROGHAN COLONIAL BANK	1.750	04/27/09	1.750	\$ 72,263.96	\$ 72,263.96		\$ 72,263.96	
180777	PUR	300	REG	04/30/07	LD0700905	STATE BANK & TRUST COMPANY	1.750	04/27/09	1.750	\$ 130,000.00	\$ 130,000.00		\$ 130,000.00	
180778	PUR	300	REG	04/30/07	313384GA1	FHLB DISCOUNT NOTE	5.120	05/25/07	5.205	\$ 50,000,000.00	\$ 49,822,395.83		\$ 49,822,395.83	
180780	PUR	300	REG	04/30/07	313384GA1	FHLB DISCOUNT NOTE	5.120	05/25/07	5.205	\$ 50,000,000.00	\$ 49,822,395.83		\$ 49,822,395.83	
180781	PUR	300	REG	04/30/07	313588FA8	FNMA DISCOUNT NOTE	5.100	05/01/07	5.172	\$ 50,000,000.00	\$ 49,992,916.67		\$ 49,992,916.67	
170509	CNTR	300	REG	04/30/07	4812C0670	JP MORGAN US GOVT MMKT #3164		05/01/07	5.172	\$ 50,000,000.00	\$ 49,992,916.67		\$ 49,992,916.67	
180779	PUR	300	REG	04/30/07	4812C0670	JP MORGAN US GOVT MMKT #3164		05/01/07	5.150	\$ 16,380,000.00	\$ 16,380,000.00		\$ 16,380,000.00	
180774	PUR	304	REG	04/30/07	74977LS16	RABOBANK USA FINANCIAL CORP	5.290	05/01/07	5.364	\$ 9,000,000.00	\$ 8,998,677.50		\$ 8,998,677.50	
180775	PUR	300	REG	04/30/07	83365SS12	SOCIETE GENERALE NORTH AMERICA	5.300	05/01/07	5.374	\$ 5,965,000.00	\$ 5,964,121.82		\$ 5,964,121.82	
180776	PUR	300	REG	04/30/07	83365SS12	SOCIETE GENERALE NORTH AMERICA	5.300	05/01/07	5.374	\$ 50,000,000.00	\$ 49,992,636.89		\$ 49,992,636.89	
180773	PUR	303	SPRJ	04/30/07	LD0700913	SIGNATURE BANK, N.A.	1.750	04/30/09	1.740	\$ 200,000.00	\$ 200,000.00		\$ 200,000.00	
											\$ 5,002,563,320.75	\$ 4,982,234,811.18	\$ 2,183,029.26	\$ 4,984,417,840.44

PGM INVS.MONTHEND_TRANSACTIONS
 SOURCE Visualized
 MODEL TRANSACTION
 BASIS SETTLEMENT
 BEGIN 4/01/07
 END 4/30/07

RICARD CORDRAY
 TREASURER, STATE OF OHIO
 INVESTMENT TRANSACTION REPORT

TRANSACTIONS FOR APRIL 2007

INVS#	TXN	FUND	GROUP	SETTLE	CUSIP	DESCRIPTION	RATE	MATURITY	PUR-YL	PAR AMOUNT	PRN/PROC	PS-INTEREST	SETTLE AMT
180387	SALE	304	REG	04/02/07	912828DP2	US TREASURY NOTE	4.000	03/15/10		\$ 25,000,000.00	\$	\$	\$ 24,644,531.25
178801	WTHD	298	REG	04/02/07	200654234	STATE & LOCAL GOVT SEC - DEM DEP	3.930			\$ 1,307,215.19	\$	\$ 48,913.04	\$ 1,307,215.19
170509	WTHD	300	REG	04/03/07	4812C0670	JP MORGAN US GOVT MMKT #3164				\$ 5,878,000.00	\$	\$	\$ 5,878,000.00
173212	CALL	303	SPRJ	04/03/07	LD0600121	HUNTINGTON NATIONAL BANK, NA	1.750	10/03/07		\$ 25,458.15	\$	\$	\$ 25,458.15
178406	CALL	303	SPRJ	04/03/07	LD0700434	MINSTER BANK	1.750	10/03/08		\$ 12,405.25	\$	\$	\$ 12,405.25
178172	SALE	304	REG	04/05/07	3133XDT76	FHLMC DEBENTURE	4.750	12/12/08		\$ 30,000,000.00	\$	\$ 447,291.67	\$ 30,326,691.67
178547	SALE	304	REG	04/05/07	3134A4ZU1	FHLMC DEBENTURE	4.630	02/21/08		\$ 25,000,000.00	\$	\$ 141,319.44	\$ 25,016,819.44
175267	CALL	303	SPRJ	04/04/07	LD0600568	MINSTER BANK	1.750	04/04/08		\$ 10,581.77	\$	\$	\$ 10,581.77
176324	CALL	303	SPRJ	04/04/07	LD0600576	CITIZENS SAVINGS BANK	1.750	04/04/08		\$ 2,247.11	\$	\$	\$ 2,247.11
175350	SALE	303	SPRJ	04/05/07	31331VWT9	KEYBANK NA	1.100	05/11/07		\$ 49,999,999.00	\$	\$	\$ 49,999,999.00
173303	CALL	303	SPRJ	04/05/07	LD0600147	LOBAIN NATIONAL BANK	1.750	10/05/07		\$ 38,416.67	\$	\$	\$ 38,416.67
154433	WTHD	300	REG	04/09/07	STAR30012	STAR OHIO 10010				\$ 30,436,207.97	\$	\$	\$ 30,436,207.97
174457	WTHD	304	REG	04/09/07	STAR30018	STAR OHIO 63942				\$ 67,249.46	\$	\$	\$ 67,249.46
177934	WTHD	299	REG	04/10/07	200640852	STATE & LOCAL GOVT SEC - DEM DEP	4.100			\$ 602,757.91	\$	\$	\$ 602,757.91
178801	WTHD	298	REG	04/10/07	200654234	STATE & LOCAL GOVT SEC - DEM DEP	3.930			\$ 801,074.93	\$	\$	\$ 801,074.93
178938	WTHD	297	REG	04/10/07	200658169	STATE & LOCAL GOVT SEC - DEM DEP	3.860			\$ 4,396.41	\$	\$	\$ 4,396.41
173315	CALL	303	SPRJ	04/11/07	LD0600154	FIDELITY US GOVERNMENT FUND #57	1.750	10/11/07		\$ 25,292,000.00	\$	\$	\$ 25,292,000.00
146898	WTHD	300	REG	04/12/07	316175108	COMMERCE NATIONAL BANK				\$ 6,514.14	\$	\$	\$ 6,514.14
173337	CALL	303	SPRJ	04/12/07	LD0600162	FIDELITY US GOVERNMENT FUND #57	1.750	10/12/07		\$ 6,806,000.00	\$	\$	\$ 6,806,000.00
173360	CALL	303	SPRJ	04/12/07	LD0600170	U.S. BANK, N.A.	1.750	10/12/07		\$ 14,595.71	\$	\$	\$ 14,595.71
177934	WTHD	299	REG	04/12/07	200640852	SECURITY NATIONAL BANK & TRUST	4.100			\$ 10,087.93	\$	\$	\$ 10,087.93
177934	WTHD	298	REG	04/12/07	200640852	STATE & LOCAL GOVT SEC - DEM DEP	4.100			\$ 90,746.83	\$	\$	\$ 90,746.83
178938	WTHD	298	REG	04/16/07	200654234	STATE & LOCAL GOVT SEC - DEM DEP	3.930			\$ 641,741.74	\$	\$	\$ 641,741.74
180571	SALE	304	REG	04/16/07	200658169	STATE & LOCAL GOVT SEC - DEM DEP	3.860			\$ 14,586.94	\$	\$	\$ 14,586.94
146898	WTHD	300	REG	04/16/07	31331VXV5	FHLMC DEBENTURE	5.080	05/09/08		\$ 70,000,000.00	\$	\$	\$ 70,000,000.00
170509	WTHD	300	REG	04/17/07	316175108	FIDELITY US GOVERNMENT FUND #57	1.750			\$ 75,000,000.00	\$	\$	\$ 75,000,000.00
180484	SALE	304	REG	04/17/07	4812C0670	JP MORGAN US GOVT MMKT #3164				\$ 24,916,015.62	\$	\$ 55,327.87	\$ 24,971,343.49
180483	SALE	304	REG	04/18/07	912828GL8	US TREASURY NOTE	4.500	03/31/09		\$ 25,000,000.00	\$	\$	\$ 24,932,280.99
178552	CALL	303	SPRJ	04/17/07	912828GM6	US TREASURY NOTE	4.500	03/31/12		\$ 5,861.05	\$	\$	\$ 5,861.05
173935	SALE	304	REG	04/19/07	LD0700469	COMMERCE NATIONAL BANK	1.750	10/17/08		\$ 19,979,600.00	\$	\$ 354,583.33	\$ 20,334,183.33
180488	SALE	304	REG	04/19/07	3128X4V17	FHLMC DEBENTURE	4.630	06/01/07		\$ 5,000,000.00	\$	\$ 11,680.33	\$ 4,988,319.67
180489	SALE	304	REG	04/19/07	912828GL8	US TREASURY NOTE	4.500	03/31/09		\$ 25,000,000.00	\$	\$	\$ 24,990,042.26
180490	SALE	304	REG	04/19/07	912828GL8	US TREASURY NOTE	4.500	03/31/09		\$ 5,000,000.00	\$	\$ 11,680.33	\$ 4,988,319.67
176074	CALL	303	SPRJ	04/18/07	LD0600584	PARK NATIONAL BANK	1.750	04/18/08		\$ 2,289.76	\$	\$	\$ 2,289.76
178169	SALE	304	REG	04/20/07	3134A4US1	FHLMC DEBENTURE	4.250	07/15/09		\$ 45,000,000.00	\$	\$ 504,687.50	\$ 44,928,125.00
146898	WTHD	300	REG	04/19/07	316175108	FIDELITY US GOVERNMENT FUND #57	1.750	10/19/07		\$ 85,000,000.00	\$	\$	\$ 85,000,000.00
173417	CALL	303	SPRJ	04/19/07	LD0600188	REPUBLIC BANKING COMPANY	1.750	10/19/07		\$ 4,891.16	\$	\$	\$ 4,891.16
173445	CALL	303	SPRJ	04/19/07	LD0600196	OAK HILL BANKS	1.750	10/19/07		\$ 2,047.62	\$	\$	\$ 2,047.62
177934	WTHD	299	REG	04/23/07	200640852	STATE & LOCAL GOVT SEC - DEM DEP	4.100			\$ 15,100.08	\$	\$	\$ 15,100.08
178801	WTHD	298	REG	04/23/07	200654234	STATE & LOCAL GOVT SEC - DEM DEP	3.930			\$ 1,674,764.45	\$	\$	\$ 1,674,764.45
178938	WTHD	297	REG	04/23/07	200658169	STATE & LOCAL GOVT SEC - DEM DEP	3.860			\$ 128.41	\$	\$	\$ 128.41
180005	WTHD	301	REG	04/24/07	4812C0670	JP MORGAN US GOVT MMKT #3164				\$ 25,000,000.00	\$	\$	\$ 25,000,000.00
180428	SALE	304	REG	04/25/07	912828R8	US TREASURY NOTE	4.880	08/15/10		\$ 25,000,000.00	\$	\$ 27,322.40	\$ 24,671,853.65
178451	SALE	304	REG	04/25/07	912828R8	US TREASURY NOTE	4.500	03/31/12		\$ 5,029,687.50	\$	\$ 46,460.64	\$ 5,076,148.14
180434	SALE	304	REG	04/25/07	912828R8	US TREASURY NOTE	4.500	03/31/12		\$ 25,000,000.00	\$	\$ 76,844.26	\$ 25,069,031.76
176224	CALL	303	SPRJ	04/24/07	STAR30012	STAR OHIO 10010	1.750	04/24/08		\$ 3,071.31	\$	\$	\$ 3,071.31
154433	WTHD	300	REG	04/24/07	LD0600592	DELAWARE COUNTY BANK & TRUST CO.	1.950			\$ 5,000,706.88	\$	\$	\$ 5,000,706.88
176249	CALL	303	SPRJ	04/25/07	LD0600618	PARK NATIONAL BANK	1.750	04/25/08		\$ 10,699.18	\$	\$	\$ 10,699.18
176350	CALL	303	SPRJ	04/25/07	LD0600626	COMMERCE NATIONAL BANK	1.750	10/26/08		\$ 9,110.60	\$	\$	\$ 9,110.60
173520	CALL	303	SPRJ	04/28/07	LD0600204	SKY BANK SALINEVILLE	1.750	10/26/07		\$ 4,284.31	\$	\$	\$ 4,284.31
173521	CALL	303	SPRJ	04/28/07	LD0600212	FARMERS & MERCHANTS STATE BANK	1.750	10/26/07		\$ 12,576.42	\$	\$	\$ 12,576.42
170509	WTHD	300	REG	04/27/07	4812C0670	JP MORGAN US GOVT MMKT #3164				\$ 34,722,000.00	\$	\$	\$ 34,722,000.00

PGM INVS MONTHEND_TRANSACTIONS
 SOURCE VisualQED
 MODEL TRANSACTION
 BASIS SETTLEMENT
 BEGIN 4/01/07
 END 4/30/07

RICHARD CORDRAY
 TREASURER, STATE OF OHIO
 INVESTMENT TRANSACTION REPORT
 TRANSACTIONS FOR APRIL 2007

INVT#	TAX	FUND	GROUP	SETTLE	CUSIP	DESCRIPTION	RATE	MATURITY	PUR-YL	PAR AMOUNT	PRMVPROC	P/S-INTEREST	SETTLE AMT
176377	CALL	303	SPRJ	04/28/07	LD0660634	SKY BANK, SALINEVILLE	1.750	04/28/08		\$ 20,826.57	\$ 20,826.57		\$ 20,826.57
177984	WTHD	298	REG	04/30/07	200640852	STATE & LOCAL GOVT SEC - DEM DEP	4.100			\$ 30,621.73	\$ 30,621.73		\$ 30,621.73
178601	WTHD	298	REG	04/30/07	200654234	STATE & LOCAL GOVT SEC - DEM DEP	3.930			\$ 1,744,667.31	\$ 1,744,667.31		\$ 1,744,667.31
178938	WTHD	297	REG	04/30/07	200658169	STATE & LOCAL GOVT SEC - DEM DEP	3.860			\$ 9,828.59	\$ 9,828.59		\$ 9,828.59
180667	SALE	303	SPRJ	04/30/07	AG0700482	FARMERS & MERCHANTS STATE BANK	1.080	04/16/08		\$ 185,000.00	\$ 185,000.00	\$ 55.50	\$ 185,055.50
										\$ 785,520,738.54	\$ 783,685,316.65	\$ 1,839,695.82	\$ 785,525,212.47
										\$ 5,788,084,059.29	\$ 5,765,920,127.83	\$ 4,022,925.08	\$ 5,769,943,052.91

PGM INVS_MONTHEND_TRANSACTIONS
 MODEL VISUARCED
 BASIS SETTLEMENT
 BEGIN 4/01/07
 END 4/30/07

RICHARD CORDRAY
 TREASURER, STATE OF OHIO

INVESTMENT TRANSACTION REPORT

TRANSACTIONS FOR APRIL 2007

INVT#	TXN	FUND	GROUP	SETTLE	CUSIP	DESCRIPTION	RATE	MATURITY	PUR-YL	PAR AMOUNT	PRN/PROC	PIS-INTEREST	SETTLE AMT
180391	PUR	400	STAR	04/02/07	02581SR60	AMERICAN EXPRESS CREDIT CORP	5.250	04/06/07	5.326	\$	10,000,000.00	\$	9,994,166.67
180392	PUR	400	STAR	04/02/07	90262DIT54	UBS FINANCE	5.240	06/05/07	5.363	\$	30,000,000.00	\$	29,720,533.33
180393	PUR	400	STAR	04/02/07	RP0402079	FIFTH THIRD BANK, CINC1	5.150	04/03/07	5.150	\$	32,456,606.00	\$	32,456,606.00
180429	PUR	400	STAR	04/03/07	313384G06	FHLB DISCOUNT NOTE	5.130	06/08/07	5.251	\$	50,000,000.00	\$	49,529,750.00
180430	PUR	400	STAR	04/03/07	313384HM4	FHLB DISCOUNT NOTE	5.130	06/29/07	5.267	\$	50,000,000.00	\$	49,380,125.00
180441	PUR	400	STAR	04/03/07	RP0403077	FIFTH THIRD BANK, CINC1	5.120	04/04/07	5.262	\$	3,830,787.00	\$	3,830,787.00
180442	PUR	400	STAR	04/04/07	313312EV8	FICB DISCOUNT NOTE	5.150	04/26/07	5.238	\$	25,000,000.00	\$	24,921,319.44
180471	PUR	400	STAR	04/04/07	RP0404075	FIFTH THIRD BANK, CINC1	5.110	04/05/07	5.110	\$	25,738,857.00	\$	25,738,857.00
180472	PUR	400	STAR	04/05/07	313396HQ9	FHLMC DISCOUNT NOTE	5.130	07/02/07	5.262	\$	50,000,000.00	\$	49,373,611.11
180474	PUR	400	STAR	04/05/07	313396HQ9	FHLMC DISCOUNT NOTE	5.130	07/02/07	5.262	\$	50,000,000.00	\$	49,373,611.11
180463	PUR	400	STAR	04/05/07	313588HF9	FNMA DISCOUNT NOTE	5.120	07/03/07	5.258	\$	50,000,000.00	\$	49,367,111.11
180476	PUR	400	STAR	04/05/07	36963UR62	GENERAL ELECTRIC CAPITAL CORP	5.240	04/06/07	5.314	\$	25,000,000.00	\$	24,996,361.11
180491	PUR	400	STAR	04/06/07	RP0405072	FIFTH THIRD BANK, CINC1	5.100	04/06/07	5.100	\$	13,633,473.00	\$	13,633,473.00
180482	PUR	400	STAR	04/06/07	36959ST52	GENERAL ELECTRIC CAPITAL SERV	5.230	06/05/07	5.349	\$	50,000,000.00	\$	48,564,166.67
180492	PUR	400	STAR	04/06/07	74977LR90	RABOBANK USA FINANCIAL CORP	5.320	04/09/07	5.396	\$	20,000,000.00	\$	19,991,133.33
180501	PUR	400	STAR	04/06/07	RP0406070	FIFTH THIRD BANK, CINC1	5.100	04/09/07	5.100	\$	19,291,758.00	\$	19,291,758.00
180494	PUR	400	STAR	04/09/07	36960MR43	GENERAL ELECTRIC COMPANY	5.300	04/10/07	5.374	\$	35,317,000.00	\$	35,311,800.55
180506	PUR	400	STAR	04/09/07	4042F1TC3	HSBC FINANCE CORP	5.240	06/12/07	5.363	\$	40,000,000.00	\$	39,627,377.78
180529	PUR	400	STAR	04/10/07	0027A1S83	ABBEY NATIONAL NA, LLC	5.240	05/08/07	5.335	\$	5,000,000.00	\$	4,979,622.22
180535	PUR	400	STAR	04/10/07	313588GX7	FNMA DISCOUNT NOTE	5.140	06/15/07	5.256	\$	50,000,000.00	\$	49,529,291.67
180504	PUR	400	STAR	04/10/07	4497W1TD8	ING (US) FUNDING	5.230	06/13/07	5.362	\$	50,000,000.00	\$	49,535,111.11
180530	PUR	400	STAR	04/10/07	90262DIT70	UBS FINANCE	5.250	06/07/07	5.363	\$	25,000,000.00	\$	24,788,743.06
180534	PUR	400	STAR	04/11/07	313384EF2	FIFTH THIRD BANK, CINC1	5.140	04/12/07	5.212	\$	4,090,000.00	\$	4,089,416.04
180537	PUR	400	STAR	04/11/07	313396HX4	FHLMC DISCOUNT NOTE	5.130	07/09/07	5.265	\$	50,000,000.00	\$	49,366,245.83
180533	PUR	400	STAR	04/11/07	313588HX4	FNMA DISCOUNT NOTE	5.140	06/27/07	5.265	\$	35,000,000.00	\$	34,615,513.33
180549	PUR	400	STAR	04/11/07	313588HF9	FNMA DISCOUNT NOTE	5.130	07/03/07	5.264	\$	50,000,000.00	\$	49,408,625.00
180550	PUR	400	STAR	04/12/07	313384HT9	FHLB DISCOUNT NOTE	5.130	07/05/07	5.259	\$	50,000,000.00	\$	49,402,083.33
180551	PUR	400	STAR	04/12/07	313384HT9	FHLB DISCOUNT NOTE	5.130	07/05/07	5.259	\$	40,000,000.00	\$	39,521,666.67
180567	PUR	400	STAR	04/13/07	RP0412078	FIFTH THIRD BANK, CINC1	5.120	04/13/07	5.120	\$	3,045,398.00	\$	3,045,398.00
180585	PUR	400	STAR	04/13/07	313384EK1	FHLB DISCOUNT NOTE	5.160	06/15/07	5.294	\$	31,898,000.00	\$	31,894,283.86
180566	PUR	400	STAR	04/13/07	313384GX1	FHLB DISCOUNT NOTE	5.140	06/15/07	5.259	\$	50,000,000.00	\$	49,550,250.00
180569	PUR	400	STAR	04/16/07	313396HX4	FHLMC DISCOUNT NOTE	5.140	07/09/07	5.273	\$	50,000,000.00	\$	49,379,400.00
180590	PUR	400	STAR	04/16/07	313384HZ5	FHLB DISCOUNT NOTE	5.120	07/11/07	5.255	\$	50,000,000.00	\$	49,388,444.44
180592	PUR	400	STAR	04/16/07	313384HZ5	FHLB DISCOUNT NOTE	5.120	07/11/07	5.255	\$	50,000,000.00	\$	49,388,444.44
180604	PUR	400	STAR	04/17/07	17307STK8	CITIGROUP FUNDING INC	5.160	04/17/07	5.160	\$	37,337,459.00	\$	37,337,459.00
180628	PUR	400	STAR	04/17/07	313396JE4	FHLMC DISCOUNT NOTE	5.120	07/16/07	5.263	\$	48,698,000.00	\$	48,034,691.02
180636	PUR	400	STAR	04/17/07	RP0417077	FIFTH THIRD BANK, CINC1	5.130	04/17/07	5.160	\$	40,000,000.00	\$	39,633,200.00
180648	PUR	400	STAR	04/18/07	313384JG5	FHLB DISCOUNT NOTE	5.130	07/18/07	5.259	\$	36,248,228.00	\$	36,243,062.63
180650	PUR	400	STAR	04/18/07	313384JG5	FHLB DISCOUNT NOTE	5.120	07/18/07	5.259	\$	50,000,000.00	\$	49,352,888.89
180649	PUR	400	STAR	04/18/07	313396JE4	FHLMC DISCOUNT NOTE	5.120	07/16/07	5.259	\$	50,000,000.00	\$	49,352,888.89
180651	PUR	400	STAR	04/18/07	RP0418075	FIFTH THIRD BANK, CINC1	5.080	04/19/07	5.080	\$	40,000,000.00	\$	39,493,888.89
180662	PUR	400	STAR	04/19/07	313396HU5	FHLMC DISCOUNT NOTE	5.120	07/16/07	5.244	\$	50,000,000.00	\$	49,516,255.56
180663	PUR	400	STAR	04/19/07	313396HU5	FHLMC DISCOUNT NOTE	5.120	06/26/07	5.244	\$	50,000,000.00	\$	49,516,255.56
180676	PUR	400	STAR	04/20/07	313384HE2	FIFTH THIRD BANK, CINC1	5.050	04/20/07	5.050	\$	10,363,162.00	\$	10,363,162.00
180682	PUR	400	STAR	04/23/07	313396HM8	FHLMC DISCOUNT NOTE	5.120	06/22/07	5.238	\$	50,000,000.00	\$	49,552,000.00
180684	PUR	400	STAR	04/23/07	313588JG1	FNMA DISCOUNT NOTE	5.120	06/29/07	5.241	\$	50,000,000.00	\$	49,523,555.56
180692	PUR	400	STAR	04/23/07	RP0420071	FIFTH THIRD BANK, CINC1	5.020	04/23/07	5.020	\$	25,000,000.00	\$	24,683,493.75
180699	PUR	400	STAR	04/23/07	313396GP2	FHLMC DISCOUNT NOTE	5.120	06/07/07	5.225	\$	50,000,000.00	\$	49,686,368.00
180709	PUR	400	STAR	04/24/07	0027A1TC3	ABBEY NATIONAL NA, LLC	5.010	04/24/07	5.010	\$	5,583,041.00	\$	5,583,041.00
180709	PUR	400	STAR	04/24/07	0027A1TC3	ABBEY NATIONAL NA, LLC	5.240	06/12/07	5.346	\$	40,000,000.00	\$	39,714,983.33

PGM INVS_MONTHEND_TRANSACTIONS
 SOURCE VisualQED
 MODEL TRANSACTION
 BASIS SETTLEMENT
 BEGIN 4/01/07
 END 4/30/07

RICHARD CORDRAY
 TREASURER, STATE OF OHIO
 INVESTMENT TRANSACTION REPORT
 TRANSACTIONS FOR APRIL 2007

INVT#	TXN	FUND	GROUP	SETTLE	CUSIP	DESCRIPTION	RATE	MATURITY	PUR-YL	PAR AMOUNT	PRM/PROC	P/S-INTEREST	SETTLE AMT
180710	PUR	400	STAR	04/24/07	36959JRR6	GENERAL ELECTRIC CAPITAL CORP	5.220	04/25/07	5.293	\$ 40,000,000.00	\$ 39,994,200.00		\$ 39,994,200.00
180712	PUR	400	STAR	04/25/07	59018KTE1	MERRILL LYNCH & CO	5.230	06/14/07	5.341	\$ 50,000,000.00	\$ 49,636,805.56		\$ 49,636,805.56
180711	PUR	400	STAR	04/24/07	74977LRR0	RABOBANK USA FINANCIAL CORP	5.220	04/25/07	5.293	\$ 7,909,000.00	\$ 7,907,853.20		\$ 7,907,853.20
180719	PUR	400	STAR	04/25/07	313396JM6	FHLMC DISCOUNT NOTE	5.120	07/23/07	5.258	\$ 50,000,000.00	\$ 49,367,111.11		\$ 49,367,111.11
180722	PUR	400	STAR	04/25/07	313568EV3	FNMA DISCOUNT NOTE	5.100	04/26/07	5.172	\$ 18,900,000.00	\$ 18,900,322.07		\$ 18,900,322.07
180748	PUR	400	STAR	04/26/07	313384JP5	FHLB DISCOUNT NOTE	5.120	07/25/07	5.258	\$ 50,000,000.00	\$ 49,360,000.00		\$ 49,360,000.00
180752	PUR	400	STAR	04/26/07	313588EW1	FNMA DISCOUNT NOTE	5.070	04/27/07	5.141	\$ 28,309,000.00	\$ 28,305,013.15		\$ 28,305,013.15
180770	PUR	400	STAR	04/27/07	313384EZ8	FHLB DISCOUNT NOTE	5.060	04/30/07	5.132	\$ 9,609,000.00	\$ 9,604,948.21		\$ 9,604,948.21
180769	PUR	400	STAR	04/27/07	313384JJ9	FHLB DISCOUNT NOTE	5.120	07/20/07	5.249	\$ 41,050,000.00	\$ 40,560,068.25		\$ 40,560,068.25
180768	PUR	400	STAR	04/27/07	313396JM6	FHLMC DISCOUNT NOTE	5.120	07/23/07	5.256	\$ 50,000,000.00	\$ 49,381,333.33		\$ 49,381,333.33
180767	PUR	400	STAR	04/27/07	313588JP1	FNMA DISCOUNT NOTE	5.130	07/25/07	5.263	\$ 50,000,000.00	\$ 49,366,493.06		\$ 49,366,493.06
180782	PUR	400	STAR	04/30/07	61745LS14	MORGAN STANLEY	5.320	05/01/07	5.395	\$ 45,868,000.00	\$ 45,861,221.73		\$ 45,861,221.73
										\$ 2,291,040,093.00	\$ 2,271,701,406.96		\$ 2,271,701,406.96
										\$ 2,291,040,093.00	\$ 2,271,701,406.96		\$ 2,271,701,406.96

===GRAND TOTAL===>

\$ 8,079,124,152.29 \$ 8,037,621,534.79 \$ 4,022,925.06 \$ 8,041,644,459.87

PORTFOLIO

HOLDINGS

PGM: INVS_MONTHEND_INVENTORY
 SOURCE: VISUALIZED
 MODEL: INVENTORY
 BASIS: SETTLEMENT
 AS-OF: 4/30/07

RICHARD CORDRAY
 TREASURER, STATE OF OHIO

INVESTMENT INVENTORY
 SETTLED POSITIONS AS OF: 4/30/07

INVT#	FUND	GROUP	CUSIP	DESCRIPTION	RATE	MATURITY	YIELD	PAR AMOUNT	BOOK VALUE	USS-MARKET	IST-PUR
180073	300	REG	02581SS10	AMERICAN EXPRESS CREDIT CORP	5.220	05/01/07	5.337	\$ 50,000,000.00	\$ 49,586,750.00	\$ 49,586,750.00	03/05/07
180171	300	REG	07389BS10	BEAR STEARNS CO	5.240	05/01/07	5.352	\$ 25,000,000.00	\$ 24,818,055.56	\$ 24,818,055.56	03/12/07
180690	304	REG	2521E1S14	DEXIA DELAWARE	5.250	05/01/07	5.329	\$ 1,000,000.00	\$ 998,833.33	\$ 998,833.33	04/23/07
180276	300	REG	74433HS13	PRUDENTIAL FUNDING	5.240	05/01/07	5.345	\$ 35,000,000.00	\$ 34,791,127.78	\$ 34,791,127.78	03/21/07
180779	300	REG	74977LS16	RABOBANK USA FINANCIAL CORP	5.290	05/01/07	5.364	\$ 9,000,000.00	\$ 8,998,677.50	\$ 8,998,677.50	04/30/07
180774	304	REG	83365SS12	SOCIETE GENERALE NORTH AMERICA	5.300	05/01/07	5.374	\$ 5,965,000.00	\$ 5,964,121.82	\$ 5,964,121.82	04/30/07
180775	300	REG	83365SS12	SOCIETE GENERALE NORTH AMERICA	5.300	05/01/07	5.374	\$ 50,000,000.00	\$ 49,992,638.89	\$ 49,992,638.89	04/30/07
180776	300	REG	83365SS12	SOCIETE GENERALE NORTH AMERICA	5.300	05/01/07	5.374	\$ 30,000,000.00	\$ 29,995,583.33	\$ 29,995,583.33	04/30/07
180468	300	REG	12478KS38	CBA (DE) FINANCE, INC	5.245	05/03/07	5.340	\$ 7,828,000.00	\$ 7,796,066.11	\$ 7,796,066.11	04/05/07
180469	300	REG	12478KS38	CBA (DE) FINANCE, INC	5.245	05/03/07	5.340	\$ 27,491,000.00	\$ 27,378,851.99	\$ 27,378,851.99	04/05/07
180315	300	REG	74433HS39	PRUDENTIAL FUNDING	5.240	05/03/07	5.342	\$ 21,359,000.00	\$ 21,243,969.92	\$ 21,243,969.92	03/27/07
180286	300	REG	4042F1S42	HSEC FINANCE CORP	5.220	05/04/07	5.338	\$ 50,000,000.00	\$ 49,572,250.00	\$ 49,572,250.00	03/06/07
180204	300	REG	07389BS93	BEAR STEARNS CO	5.240	05/09/07	5.346	\$ 23,000,000.00	\$ 22,812,524.44	\$ 22,812,524.44	03/14/07
180125	300	REG	38142US94	GOLDMAN SACHS	5.220	05/09/07	5.341	\$ 23,000,000.00	\$ 22,789,895.00	\$ 22,789,895.00	03/07/07
180500	300	REG	90262DS97	UBS FINANCE	5.245	05/09/07	5.360	\$ 50,000,000.00	\$ 49,563,333.33	\$ 49,563,333.33	03/12/07
180170	300	REG	07389BSB8	BEAR STEARNS CO	5.240	05/11/07	5.338	\$ 50,000,000.00	\$ 49,767,111.11	\$ 49,767,111.11	04/09/07
180497	300	REG	4042F1S86	HSEC FINANCE CORP	5.240	05/11/07	5.347	\$ 40,725,000.00	\$ 40,347,072.00	\$ 40,347,072.00	03/08/07
180134	300	REG	69372BSB7	PACCAR FINANCIAL CORP	5.220	05/11/07	5.347	\$ 3,167,000.00	\$ 3,152,682.52	\$ 3,152,682.52	04/10/07
180526	300	REG	83365SSB0	SOCIETE GENERALE NORTH AMERICA	5.250	05/11/07	5.347	\$ 3,728,000.00	\$ 3,711,146.33	\$ 3,711,146.33	04/10/07
180527	300	REG	83365SSB0	SOCIETE GENERALE NORTH AMERICA	5.250	05/11/07	5.347	\$ 30,526,000.00	\$ 30,387,997.04	\$ 30,387,997.04	04/10/07
180528	300	REG	83365SSB0	SOCIETE GENERALE NORTH AMERICA	5.250	05/11/07	5.347	\$ 1,022,000.00	\$ 1,017,090.99	\$ 1,017,090.99	04/11/07
180535	300	REG	0027A1SE0	ABBEY NATIONAL NA, LLC	5.240	05/14/07	5.338	\$ 1,022,000.00	\$ 1,017,090.99	\$ 1,017,090.99	04/11/07
180536	300	REG	0027A1SE0	ABBEY NATIONAL NA, LLC	5.240	05/14/07	5.338	\$ 3,432,000.00	\$ 3,415,514.96	\$ 3,415,514.96	04/11/07
180547	300	REG	12478KSE4	CBA (DE) FINANCE, INC	5.250	05/14/07	5.347	\$ 7,235,000.00	\$ 7,202,291.77	\$ 7,202,291.77	04/13/07
180548	300	REG	12478KSE4	CBA (DE) FINANCE, INC	5.260	05/14/07	5.347	\$ 8,862,000.00	\$ 8,821,936.38	\$ 8,821,936.38	04/13/07
180548	300	REG	74433HSJ4	PRUDENTIAL FUNDING	5.240	05/14/07	5.338	\$ 22,547,000.00	\$ 22,441,981.08	\$ 22,441,981.08	04/12/07
180122	300	REG	38142USH6	GOLDMAN SACHS	5.220	05/17/07	5.348	\$ 50,000,000.00	\$ 49,485,250.00	\$ 49,485,250.00	03/07/07
180631	300	REG	0027A1S9	ABBEY NATIONAL NA, LLC	5.240	05/18/07	5.337	\$ 40,000,000.00	\$ 39,819,511.11	\$ 39,819,511.11	04/17/07
180629	300	REG	74433HSJ4	PRUDENTIAL FUNDING	5.240	05/18/07	5.337	\$ 50,000,000.00	\$ 49,774,388.89	\$ 49,774,388.89	04/17/07
180630	300	REG	74433HSJ4	PRUDENTIAL FUNDING	5.240	05/18/07	5.337	\$ 20,000,000.00	\$ 19,909,755.56	\$ 19,909,755.56	04/17/07
180634	300	REG	74977LSJ7	RABOBANK USA FINANCIAL CORP	5.265	05/18/07	5.352	\$ 50,000,000.00	\$ 49,773,743.06	\$ 49,773,743.06	04/17/07
180660	300	REG	90262DSM8	UBS FINANCE	5.245	05/21/07	5.343	\$ 19,931,000.00	\$ 19,838,077.25	\$ 19,838,077.25	04/19/07
180607	300	REG	0027A1SN0	ABBEY NATIONAL NA, LLC	5.240	05/22/07	5.340	\$ 31,330,000.00	\$ 31,170,391.06	\$ 31,170,391.06	04/17/07
180273	300	REG	0027A1SR1	ABBEY NATIONAL NA, LLC	5.230	05/25/07	5.353	\$ 20,000,000.00	\$ 19,811,138.89	\$ 19,811,138.89	03/21/07
180172	300	REG	17307SSR4	CITIGROUP FUNDING INC	5.240	05/25/07	5.371	\$ 33,000,000.00	\$ 32,644,553.33	\$ 32,644,553.33	03/12/07
180173	300	REG	17307SSR4	CITIGROUP FUNDING INC	5.240	05/25/07	5.370	\$ 15,000,000.00	\$ 14,840,616.67	\$ 14,840,616.67	03/13/07
180272	300	REG	4497W1SR8	ING (US) FUNDING	5.230	05/25/07	5.353	\$ 15,650,000.00	\$ 15,502,216.18	\$ 15,502,216.18	03/13/07
180632	300	REG	59018KSR3	MERRILL LYNCH & CO	5.240	05/26/07	5.342	\$ 50,000,000.00	\$ 49,723,444.44	\$ 49,723,444.44	04/17/07
180633	300	REG	59018KSR3	MERRILL LYNCH & CO	5.240	05/25/07	5.342	\$ 25,000,000.00	\$ 24,961,722.22	\$ 24,961,722.22	04/18/07
180635	300	REG	59018KSR3	MERRILL LYNCH & CO	5.240	05/25/07	5.342	\$ 50,000,000.00	\$ 49,730,722.22	\$ 49,730,722.22	04/18/07
180696	300	REG	83365ST11	SOCIETE GENERALE NORTH AMERICA	5.240	06/01/07	5.342	\$ 25,622,000.00	\$ 26,480,281.87	\$ 25,480,281.87	04/24/07
180056	300	REG	0660P1T43	BANK OF AMERICA	5.215	06/04/07	5.360	\$ 48,000,000.00	\$ 47,346,386.67	\$ 47,346,386.67	03/06/07
180089	300	REG	38142UT51	GOLDMAN SACHS	5.220	06/05/07	5.363	\$ 25,000,000.00	\$ 24,670,125.00	\$ 24,670,125.00	03/02/07
180090	300	REG	38142UT77	GOLDMAN SACHS	5.220	06/07/07	5.364	\$ 50,000,000.00	\$ 49,333,000.00	\$ 49,333,000.00	03/07/07
180135	300	REG	4497W1T71	ING (US) FUNDING	5.210	06/07/07	5.354	\$ 47,350,000.00	\$ 46,726,413.65	\$ 46,726,413.65	03/08/07
180274	300	REG	36959JT86	GENERAL ELECTRIC CAPITAL CORP	5.220	06/08/07	5.353	\$ 48,000,000.00	\$ 47,450,160.00	\$ 47,450,160.00	03/21/07
180187	300	REG	07389BTC5	BEAR STEARNS CO	5.230	06/12/07	5.374	\$ 50,000,000.00	\$ 49,338,986.11	\$ 49,338,986.11	03/13/07
180539	300	REG	0027A1TD1	ABBEY NATIONAL NA, LLC	5.230	06/13/07	5.352	\$ 50,000,000.00	\$ 49,542,375.00	\$ 49,542,375.00	04/11/07
180538	300	REG	36960MTD5	GENERAL ELECTRIC COMPANY	5.230	06/13/07	5.352	\$ 50,000,000.00	\$ 49,542,375.00	\$ 49,542,375.00	04/11/07
180302	300	REG	17307STL6	CITIGROUP FUNDING INC	5.220	06/20/07	5.362	\$ 50,000,000.00	\$ 49,354,750.00	\$ 49,354,750.00	03/23/07
180275	300	REG	2521E1TL9	DEXIA DELAWARE	5.210	06/20/07	5.353	\$ 48,000,000.00	\$ 47,367,853.33	\$ 47,367,853.33	03/21/07

**RICHARD CORDRAY
TREASURER, STATE OF OHIO**

PGM: INVS_MONTHEND_INVENTORY
SOURCE: VisualQED
MODEL: INVENTORY
BASIS: SETTLEMENT
AS-DF: 4/30/07

**INVESTMENT INVENTORY
SETTLED POSITIONS AS DF: 4/30/07**

INVT#	FUNO	GROUP	CUSIP	DESCRIPTION	RATE	MATURITY	YIELD	PAR AMOUNT	BOOK VALUE	USS-MARKET	1ST-PUR
180299	300	REG	0660P1TN1	BANK OF AMERICA	5.220	06/22/07	5.363	\$ 50,000,000.00	\$ 49,340,250.00	\$ 49,340,250.00	03/23/07
180312	300	REG	17307STN2	CITIGROUP FUNDING INC	5.220	06/22/07	5.361	\$ 50,000,000.00	\$ 49,362,000.00	\$ 49,362,000.00	03/26/07
180300	300	REG	2521E1TT2	DEXIA DELAWARE	5.220	06/27/07	5.367	\$ 50,000,000.00	\$ 49,304,000.00	\$ 49,304,000.00	03/23/07
180587	300	REG	4042F1U64	HSBC FINANCE CORP	5.230	07/06/07	5.366	\$ 49,000,000.00	\$ 48,423,392.50	\$ 48,423,392.50	04/16/07
180606	300	REG	2521E1UJ2	DEXIA DELAWARE	5.230	07/18/07	5.374	\$ 50,000,000.00	\$ 49,331,722.22	\$ 49,331,722.22	04/17/07
180588	300	REG	0660P1UL3	BANK OF AMERICA	5.225	07/20/07	5.372	\$ 50,000,000.00	\$ 49,310,590.28	\$ 49,310,590.28	04/16/07
175349	300	REG	31331VWT9	FFCB ADJUSTABLE RATE BOND	5.100	05/11/07	4.897	\$ 54,999,999.00	\$ 54,999,999.00	\$ 54,999,999.00	04/10/06
180571	300	REG	31331XVY5	FFCB ADJUSTABLE RATE BOND	5.080	05/09/08	5.080	\$ 5,000,000.00	\$ 5,000,000.00	\$ 5,000,000.00	04/16/07
178721	304	REG	31331V4M5	FFCB DEBENTURE	5.000	09/21/09	4.860	\$ 50,000,000.00	\$ 50,183,500.00	\$ 50,187,500.00	11/03/06
180082	301	REG	31331XJQ6	FFCB DEBENTURE	4.820	10/27/09	4.780	\$ 25,000,000.00	\$ 25,024,500.00	\$ 25,000,000.00	03/06/07
180398	300	REG	313312FJ4	FFCB DISCOUNT NDTE	5.140	05/09/07	5.239	\$ 49,750,000.00	\$ 49,487,181.81	\$ 49,695,275.00	04/02/07
161657	301	REG	31331QS24	FFCB MTN	2.750	06/18/07	2.750	\$ 5,000,000.00	\$ 5,000,000.00	\$ 4,984,400.00	06/19/03
172825	304	REG	3133XCMC4	FHLB DEBENTURE	4.250	08/08/07	4.294	\$ 50,000,000.00	\$ 49,958,500.00	\$ 49,859,500.00	09/01/05
168526	301	REG	3133X9UB4	FHLB DEBENTURE	3.750	12/28/07	3.750	\$ 50,000,000.00	\$ 50,000,000.00	\$ 49,531,500.00	12/28/04
173964	304	REG	3133XE5K1	FHLB DEBENTURE	4.825	01/18/08	4.688	\$ 20,000,000.00	\$ 19,976,000.00	\$ 19,918,800.00	12/13/05
178945	304	REG	3133XEZP7	FHLB DEBENTURE	5.000	09/12/08	4.960	\$ 25,000,000.00	\$ 25,015,250.00	\$ 25,007,750.00	11/21/06
178873	304	REG	3133XHJG8	FHLB DEBENTURE	5.000	09/12/08	4.949	\$ 50,000,000.00	\$ 50,044,000.00	\$ 50,015,500.00	11/15/06
174169	304	REG	3133XDP S4	FHLB DEBENTURE	4.825	11/21/08	4.664	\$ 16,000,000.00	\$ 14,983,650.00	\$ 14,934,450.00	01/03/06
174036	304	REG	3133XDT76	FHLB DEBENTURE	4.750	12/12/08	4.730	\$ 25,000,000.00	\$ 25,010,750.00	\$ 24,937,500.00	12/16/05
174037	304	REG	3133XDT76	FHLB DEBENTURE	4.750	12/12/08	4.725	\$ 25,000,000.00	\$ 25,014,250.00	\$ 24,937,500.00	12/16/05
174140	304	REG	3133XDT76	FHLB DEBENTURE	4.750	12/12/08	4.672	\$ 50,000,000.00	\$ 50,100,000.00	\$ 49,875,000.00	12/29/05
174452	304	REG	3133XDT76	FHLB DEBENTURE	4.750	12/12/08	4.681	\$ 35,000,000.00	\$ 35,061,250.00	\$ 34,912,500.00	12/30/05
175065	304	REG	3133XEN96	FHLB DEBENTURE	4.750	12/12/08	4.732	\$ 35,000,000.00	\$ 35,011,900.00	\$ 34,912,500.00	01/26/06
180666	301	REG	3133XKM44	FHLB DEBENTURE	4.750	03/13/09	5.011	\$ 50,000,000.00	\$ 49,635,000.00	\$ 49,890,500.00	03/16/06
177579	304	REG	3133XFLG9	FHLB DEBENTURE	5.300	04/24/09	5.300	\$ 25,000,000.00	\$ 25,000,000.00	\$ 24,976,500.00	04/24/07
178156	304	REG	3133XGJ88	FHLB DEBENTURE	5.250	06/12/09	5.343	\$ 50,000,000.00	\$ 49,868,500.00	\$ 50,390,500.00	07/21/06
178725	304	REG	3133XGJ88	FHLB DEBENTURE	5.250	09/11/09	5.006	\$ 10,000,000.00	\$ 10,065,800.00	\$ 10,093,800.00	09/14/06
178726	304	REG	3133XGJ88	FHLB DEBENTURE	5.250	09/11/09	4.855	\$ 25,000,000.00	\$ 25,256,750.00	\$ 25,234,500.00	11/03/06
178144	304	REG	3133XGNJ9	FHLB DEBENTURE	5.250	09/11/09	4.859	\$ 25,000,000.00	\$ 25,256,000.00	\$ 25,234,500.00	11/03/06
178724	304	REG	3133XGYT5	FHLB DEBENTURE	5.000	12/11/09	5.017	\$ 25,000,000.00	\$ 24,987,750.00	\$ 25,109,500.00	09/13/06
179086	304	REG	3133XGYT5	FHLB DEBENTURE	5.000	12/11/09	4.853	\$ 25,000,000.00	\$ 25,105,250.00	\$ 25,117,250.00	11/03/06
179354	304	REG	3133XGYT5	FHLB DEBENTURE	5.000	12/11/09	4.775	\$ 25,000,000.00	\$ 25,156,250.00	\$ 25,117,250.00	11/30/06
							4.850	\$ 665,000,000.00	\$ 665,609,100.00	\$ 665,124,050.00	12/21/06
180144	300	REG	313384FD6	FHLB DISCOUNT NDTE	5.150	05/04/07	5.264	\$ 50,000,000.00	\$ 49,592,291.67	\$ 49,980,000.00	03/08/07
180145	300	REG	313384FD6	FHLB DISCOUNT NDTE	5.150	05/04/07	5.264	\$ 20,000,000.00	\$ 19,636,916.67	\$ 19,992,000.00	03/08/07
180199	300	REG	313384FD6	FHLB DISCOUNT NDTE	5.145	05/04/07	5.259	\$ 20,900,000.00	\$ 20,729,743.37	\$ 20,891,640.00	03/08/07
180213	300	REG	313384FL8	FHLB DISCOUNT NDTE	5.150	05/11/07	5.265	\$ 43,781,000.00	\$ 43,417,739.31	\$ 43,719,706.60	03/14/07
180036	300	REG	313384FR5	FHLB DISCOUNT NDTE	5.145	05/11/07	5.259	\$ 31,538,000.00	\$ 31,281,083.57	\$ 31,493,846.80	03/15/07
					5.150	05/16/07	5.279	\$ 50,000,000.00	\$ 49,456,388.89	\$ 49,895,000.00	03/01/07

PGM: INVS_MONTHEND_INVENTORY
 SOURCE: VisualQED
 MODEL: INVENTORY
 BASIS: SETTLEMENT
 AS-OF: 4/30/07

RICARD CORDRAY
 TREASURER, STATE OF OHIO

INVESTMENT INVENTORY
 SETTLED POSITIONS AS OF: 4/30/07

INVT#	FUND	GROUP	CUSIP	DESCRIPTION	RATE	MATURITY	YIELD	PAR AMOUNT	BOOK VALUE	USS-MARKET	1ST-PUR
180340	300	REG	313384GA1	FHLB DISCOUNT NOTE	5.150	05/25/07	5.264	\$ 50,000,000.00	\$ 49,592,291.67	\$ 49,830,000.00	03/29/07
180473	300	REG	313384GA1	FHLB DISCOUNT NOTE	5.125	05/25/07	5.233	\$ 50,000,000.00	\$ 49,644,697.22	\$ 49,830,000.00	04/05/07
180777	300	REG	313384GA1	FHLB DISCOUNT NOTE	5.115	05/25/07	5.205	\$ 50,000,000.00	\$ 49,822,395.83	\$ 49,830,000.00	04/30/07
180540	300	REG	313384GV5	FHLB DISCOUNT NOTE	5.115	05/25/07	5.205	\$ 50,000,000.00	\$ 49,822,395.83	\$ 49,830,000.00	04/30/07
180541	300	REG	313384GV5	FHLB DISCOUNT NOTE	5.130	06/13/07	5.248	\$ 41,738,000.00	\$ 41,363,297.10	\$ 41,483,398.20	04/11/07
180417	300	REG	313384HE2	FHLB DISCOUNT NOTE	5.130	06/22/07	5.261	\$ 50,000,000.00	\$ 49,551,125.00	\$ 49,695,000.00	04/11/07
180436	300	REG	313384HE2	FHLB DISCOUNT NOTE	5.135	06/22/07	5.266	\$ 50,000,000.00	\$ 49,436,576.39	\$ 49,630,000.00	04/04/07
180439	300	REG	313384HE2	FHLB DISCOUNT NOTE	5.135	06/22/07	5.266	\$ 50,000,000.00	\$ 49,436,576.39	\$ 49,630,000.00	04/04/07
180679	300	REG	313384HE2	FHLB DISCOUNT NOTE	5.125	06/22/07	5.243	\$ 29,000,000.00	\$ 28,739,906.25	\$ 28,785,400.00	04/20/07
180716	300	REG	313384JJ9	FHLB DISCOUNT NOTE	5.120	07/20/07	5.255	\$ 50,000,000.00	\$ 49,388,444.44	\$ 49,435,000.00	04/25/07
180717	300	REG	313384JJ9	FHLB DISCOUNT NOTE	5.120	07/20/07	5.255	\$ 28,395,000.00	\$ 28,047,697.60	\$ 28,074,136.50	04/25/07
180721	300	REG	313384JJ9	FHLB DISCOUNT NOTE	5.115	07/20/07	5.250	\$ 50,000,000.00	\$ 49,389,041.67	\$ 49,435,000.00	04/25/07
								\$ 815,352,000.00	\$ 807,978,008.87	\$ 811,090,128.10	
161652	301	REG	31339XTW4	FHLB MTN	2.500	07/09/07	2.525	\$ 20,000,000.00	\$ 19,981,250.00	\$ 19,900,000.00	07/09/03
								\$ 20,000,000.00	\$ 19,981,250.00	\$ 19,900,000.00	
173104	304	REG	31344AVD3	FHLMC DEBENTURE	4.000	08/17/07	4.215	\$ 25,000,000.00	\$ 24,902,250.00	\$ 24,914,000.00	09/26/05
178804	304	REG	3137EAAAC3	FHLMC DEBENTURE	5.125	04/18/08	5.041	\$ 25,000,000.00	\$ 25,028,125.00	\$ 25,000,000.00	11/08/06
179980	301	REG	3128XC5C30	FHLMC DEBENTURE	5.300	08/13/09	5.247	\$ 25,000,000.00	\$ 25,011,718.75	\$ 24,984,750.00	02/26/07
179555	304	REG	3137EAAK5	FHLMC DEBENTURE	4.750	11/03/09	4.834	\$ 30,000,000.00	\$ 29,931,600.00	\$ 29,953,200.00	12/21/06
179992	301	REG	3128XC5XA1	FHLMC DEBENTURE	5.271	01/11/10	5.271	\$ 25,000,000.00	\$ 24,984,375.00	\$ 24,974,500.00	02/27/07
180606	301	REG	3128XC5C48	FHLMC DEBENTURE	5.375	02/08/10	5.150	\$ 30,000,000.00	\$ 30,058,800.00	\$ 29,994,900.00	03/05/07
178897	304	REG	3128X5PV4	FHLMC DEBENTURE	5.125	11/24/10	5.160	\$ 50,000,000.00	\$ 49,937,500.00	\$ 49,964,500.00	11/24/06
180237	301	REG	3128X4N56	FHLMC DEBENTURE	5.250	02/24/11	5.055	\$ 25,000,000.00	\$ 25,087,500.00	\$ 25,059,750.00	03/19/07
180183	301	REG	3128X5LP1	FHLMC DEBENTURE	5.250	10/06/11	5.140	\$ 50,000,000.00	\$ 50,080,000.00	\$ 49,934,500.00	03/14/07
180296	301	REG	3128X5WL8	FHLMC DEBENTURE	5.300	10/09/12	5.166	\$ 25,000,000.00	\$ 25,054,887.50	\$ 25,020,000.00	03/23/07
180448	301	REG	3128X5N61	FHLMC DEBENTURE	5.000	03/26/12	4.999	\$ 25,000,000.00	\$ 25,000,000.00	\$ 24,937,750.00	04/10/07
180447	301	REG	3128X53F3	FHLMC DEBENTURE	5.500	04/10/12	5.500	\$ 50,000,000.00	\$ 50,000,000.00	\$ 49,871,000.00	04/10/07
								\$ 385,000,000.00	\$ 385,076,556.25	\$ 384,608,850.00	
180140	300	REG	313396FG3	FHLMC DISCOUNT NOTE	5.151	05/07/07	5.268	\$ 50,000,000.00	\$ 49,570,750.00	\$ 49,960,000.00	03/08/07
180141	300	REG	313396FG3	FHLMC DISCOUNT NOTE	5.151	05/07/07	5.268	\$ 50,000,000.00	\$ 49,570,750.00	\$ 49,960,000.00	03/08/07
180142	300	REG	313396FG3	FHLMC DISCOUNT NOTE	5.151	05/07/07	5.268	\$ 50,000,000.00	\$ 49,570,750.00	\$ 49,960,000.00	03/08/07
180143	300	REG	313396FG3	FHLMC DISCOUNT NOTE	5.151	05/07/07	5.268	\$ 11,225,000.00	\$ 11,128,633.38	\$ 11,216,020.00	03/08/07
180346	300	REG	313396FW8	FHLMC DISCOUNT NOTE	5.160	05/21/07	5.271	\$ 50,000,000.00	\$ 49,627,333.33	\$ 49,860,000.00	03/30/07
180349	300	REG	313396FW8	FHLMC DISCOUNT NOTE	5.160	05/21/07	5.271	\$ 50,000,000.00	\$ 49,627,333.33	\$ 49,860,000.00	03/30/07
180350	300	REG	313396FW8	FHLMC DISCOUNT NOTE	5.160	05/21/07	5.271	\$ 50,000,000.00	\$ 49,627,333.33	\$ 49,860,000.00	03/30/07
180351	300	REG	313396FW8	FHLMC DISCOUNT NOTE	5.160	05/21/07	5.271	\$ 50,000,000.00	\$ 49,627,333.33	\$ 49,860,000.00	03/30/07
180021	300	REG	313396G7	FHLMC DISCOUNT NOTE	5.155	05/29/07	5.295	\$ 25,000,000.00	\$ 24,677,812.50	\$ 24,902,500.00	02/28/07
180698	300	REG	313396G2	FHLMC DISCOUNT NOTE	5.120	06/07/07	5.225	\$ 43,984,000.00	\$ 43,702,502.40	\$ 43,755,283.20	03/14/07
180209	300	REG	313396GT4	FHLMC DISCOUNT NOTE	5.136	06/11/07	5.274	\$ 35,003,000.00	\$ 34,558,555.24	\$ 34,799,982.60	03/14/07
180380	300	REG	313396HA4	FHLMC DISCOUNT NOTE	5.135	06/18/07	5.266	\$ 50,000,000.00	\$ 49,429,444.44	\$ 49,660,000.00	03/30/07
180383	300	REG	313396HA4	FHLMC DISCOUNT NOTE	5.140	06/18/07	5.272	\$ 13,118,000.00	\$ 12,968,163.29	\$ 13,028,797.60	03/30/07
180680	300	REG	313396HX4	FHLMC DISCOUNT NOTE	5.120	07/09/07	5.251	\$ 30,425,000.00	\$ 30,078,831.11	\$ 30,126,835.00	04/20/07
180694	300	REG	313396HX4	FHLMC DISCOUNT NOTE	5.120	07/09/07	5.249	\$ 40,881,000.00	\$ 40,433,307.63	\$ 40,480,566.20	04/23/07
								\$ 552,436,000.00	\$ 547,350,630.65	\$ 550,221,944.60	
168782	301	REG	3128X3Z30	FHLMC MEDIUM TERM NOTE	4.100	01/14/09	4.100	\$ 50,000,000.00	\$ 50,000,000.00	\$ 49,308,500.00	01/14/05
180196	301	REG	3128X5U30	FHLMC MEDIUM TERM NOTE	5.030	04/29/11	5.029	\$ 50,000,000.00	\$ 50,000,000.00	\$ 49,858,500.00	03/19/07

PGM: INVS.MDNTHEND_INVNTRY RICHARD CORDRAY
 SOURCE: VISUALQED TRESURER, STATE OF OHIO
 MODEL: INVENTORY
 BASIS: SETTLEMENT
 AS-DF: 4/30/07

INVESTMENT INVENTORY
 SETTLED POSITIONS AS DF: 4/30/07

INVT#	FUNO	GROUP	CUSIP	DESCRIPTION	RATE	MATURITY	YIELD	PAR AMOUNT	BOOK VALUE	US\$-MARKET	1ST-PUR
180211	301	REG	3128XSV47	FHLMC MEDIUM TERM NOTE	5.050	12/23/11	5.050	\$ 50,000,000.00	\$ 50,000,000.00	\$ 49,806,000.00	03/23/07
								\$ 150,000,000.00	\$ 150,000,000.00	\$ 148,973,000.00	
173168	304	REG	31359MMP4	FNMA DEBENTURE	4.250	07/15/07	4.280	\$ 25,000,000.00	\$ 24,985,750.00	\$ 24,953,250.00	09/29/05
172378	304	REG	31359MYJ6	FNMA DEBENTURE	4.200	08/01/07	4.360	\$ 25,000,000.00	\$ 24,924,250.00	\$ 24,937,500.00	08/03/05
178548	304	REG	31359MDU4	FNMA DEBENTURE	6.000	05/15/08	5.100	\$ 50,000,000.00	\$ 50,669,500.00	\$ 50,453,000.00	10/19/06
178549	304	REG	31359MDU4	FNMA DEBENTURE	6.000	05/15/08	5.100	\$ 25,000,000.00	\$ 25,334,750.00	\$ 25,226,500.00	10/19/06
179961	301	REG	3136F8GA7	FNMA DEBENTURE	5.250	04/15/09	5.253	\$ 50,000,000.00	\$ 50,000,000.00	\$ 50,000,000.00	03/07/07
179962	301	REG	3136F8GB5	FNMA DEBENTURE	5.250	05/15/09	5.254	\$ 50,000,000.00	\$ 50,000,000.00	\$ 50,000,000.00	03/07/07
178814	304	REG	31359M2A0	FNMA DEBENTURE	5.200	11/20/09	5.201	\$ 26,000,000.00	\$ 24,999,000.00	\$ 24,984,500.00	11/20/06
178815	304	REG	31359M2A0	FNMA DEBENTURE	5.200	11/20/09	5.200	\$ 25,000,000.00	\$ 25,000,000.00	\$ 24,984,500.00	11/20/06
178816	304	REG	31359M2A0	FNMA DEBENTURE	5.200	11/20/09	5.200	\$ 25,000,000.00	\$ 25,000,000.00	\$ 24,984,500.00	11/20/06
178838	304	REG	31359M2A0	FNMA DEBENTURE	5.200	11/20/09	5.200	\$ 25,000,000.00	\$ 25,000,000.00	\$ 24,984,500.00	11/20/06
178882	304	REG	31359M2A0	FNMA DEBENTURE	5.200	11/20/09	5.206	\$ 50,000,000.00	\$ 49,991,500.00	\$ 49,969,000.00	11/20/06
179324	304	REG	31359M2U6	FNMA DEBENTURE	5.250	12/28/09	5.259	\$ 30,000,000.00	\$ 24,992,187.50	\$ 24,976,500.00	12/28/06
180446	301	REG	3136F8G26	FNMA DEBENTURE	5.250	12/28/09	5.259	\$ 25,000,000.00	\$ 24,992,187.50	\$ 24,976,500.00	04/05/07
180115	301	REG	3136F8G4	FNMA DEBENTURE	5.050	12/30/09	5.053	\$ 20,000,000.00	\$ 20,000,000.00	\$ 20,000,000.00	03/08/07
180933	301	REG	31359M3H4	FNMA DEBENTURE	5.300	01/12/10	5.300	\$ 10,000,000.00	\$ 10,000,000.00	\$ 10,000,000.00	03/07/07
180555	301	REG	31359M5N9	FNMA DEBENTURE	5.300	02/28/10	5.181	\$ 30,000,000.00	\$ 30,032,812.50	\$ 29,981,400.00	03/07/07
180130	301	REG	31359M6B4	FNMA DEBENTURE	5.200	03/28/10	5.251	\$ 25,000,000.00	\$ 24,964,843.75	\$ 25,000,000.00	03/12/07
180481	301	REG	3136F8H33	FNMA DEBENTURE	5.125	04/01/10	5.126	\$ 50,000,000.00	\$ 50,000,000.00	\$ 50,000,000.00	04/12/07
179103	304	REG	3136F8J55	FNMA DEBENTURE	5.350	04/12/10	5.350	\$ 25,000,000.00	\$ 25,000,000.00	\$ 25,000,000.00	04/12/07
180129	301	REG	31359MC50	FNMA DEBENTURE	4.625	06/01/10	4.748	\$ 27,000,000.00	\$ 26,894,160.00	\$ 26,814,510.00	12/01/06
180024	301	REG	3136F8HE8	FNMA DEBENTURE	5.080	06/18/10	5.077	\$ 25,000,000.00	\$ 25,000,000.00	\$ 25,000,000.00	03/16/07
180335	301	REG	3136F8GZ9	FNMA DEBENTURE	5.210	03/14/11	5.210	\$ 50,000,000.00	\$ 50,000,000.00	\$ 50,000,000.00	03/14/07
180697	301	REG	3136F8LL5	FNMA DEBENTURE	5.000	05/27/11	5.000	\$ 50,000,000.00	\$ 50,000,000.00	\$ 50,000,000.00	04/03/07
180653	301	REG	3136F8LL5	FNMA DEBENTURE	5.220	08/01/11	5.222	\$ 25,000,000.00	\$ 25,000,000.00	\$ 25,000,000.00	04/25/07
180267	301	REG	31359MY49	FNMA DEBENTURE	5.375	10/11/11	5.335	\$ 20,000,000.00	\$ 20,000,000.00	\$ 20,000,000.00	04/19/07
179994	301	REG	31359M3Y7	FNMA DEBENTURE	5.250	01/12/12	5.209	\$ 25,000,000.00	\$ 25,015,625.00	\$ 25,015,750.00	03/21/07
180025	301	REG	3136F8GC3	FNMA DEBENTURE	5.260	03/07/12	5.260	\$ 25,000,000.00	\$ 25,000,000.00	\$ 26,000,000.00	03/07/07
					5.270	03/12/12	5.270	\$ 50,000,000.00	\$ 50,000,000.00	\$ 50,000,000.00	03/12/07
								\$ 887,807,503.75	\$ 887,237,210.00		
180780	300	REG	313588FA8	FNMA DISCOUNT NOTE	5.100	05/01/07	5.172	\$ 50,000,000.00	\$ 49,992,916.67	\$ 50,000,000.00	04/30/07
180781	300	REG	313588FA8	FNMA DISCOUNT NOTE	5.100	05/01/07	5.172	\$ 50,000,000.00	\$ 49,992,916.67	\$ 50,000,000.00	04/30/07
179951	300	REG	313588FR1	FNMA DISCOUNT NOTE	5.155	05/16/07	5.290	\$ 50,000,000.00	\$ 49,396,563.33	\$ 49,895,000.00	02/21/07
180010	300	REG	313588FR1	FNMA DISCOUNT NOTE	5.160	05/16/07	5.290	\$ 50,000,000.00	\$ 49,448,166.67	\$ 49,895,000.00	02/28/07
180011	300	REG	313588FR1	FNMA DISCOUNT NOTE	5.160	05/16/07	5.290	\$ 50,000,000.00	\$ 49,448,166.67	\$ 49,895,000.00	02/28/07
180344	300	REG	313588FY6	FNMA DISCOUNT NOTE	5.160	05/23/07	5.272	\$ 50,000,000.00	\$ 49,613,000.00	\$ 49,845,000.00	03/30/07
180345	300	REG	313588FY6	FNMA DISCOUNT NOTE	5.160	05/23/07	5.272	\$ 50,000,000.00	\$ 49,613,000.00	\$ 49,845,000.00	03/30/07
180346	300	REG	313588FY6	FNMA DISCOUNT NOTE	5.160	05/23/07	5.272	\$ 50,000,000.00	\$ 49,613,000.00	\$ 49,845,000.00	03/30/07
180347	300	REG	313588FY6	FNMA DISCOUNT NOTE	5.160	05/23/07	5.272	\$ 14,767,000.00	\$ 14,652,703.42	\$ 14,721,222.30	03/30/07
180707	300	REG	313588GN9	FNMA DISCOUNT NOTE	5.120	06/06/07	5.223	\$ 50,000,000.00	\$ 49,694,222.22	\$ 49,745,000.00	04/24/07
180708	300	REG	313588GN9	FNMA DISCOUNT NOTE	5.120	06/06/07	5.223	\$ 25,000,000.00	\$ 24,847,111.11	\$ 24,872,500.00	04/24/07
180693	300	REG	313588GV1	FNMA DISCOUNT NOTE	5.120	06/20/07	5.229	\$ 44,100,000.00	\$ 43,780,128.00	\$ 43,830,980.00	04/23/07
180343	300	REG	313588HC2	FNMA DISCOUNT NOTE	5.140	06/20/07	5.274	\$ 28,517,000.00	\$ 28,179,057.71	\$ 28,314,529.30	03/29/07
180386	300	REG	313588HC2	FNMA DISCOUNT NOTE	5.135	06/20/07	5.268	\$ 25,000,000.00	\$ 24,707,590.28	\$ 24,822,500.00	03/30/07
180401	300	REG	313588HC2	FNMA DISCOUNT NOTE	5.135	06/20/07	5.265	\$ 50,000,000.00	\$ 49,443,708.33	\$ 49,645,000.00	04/02/07
180406	300	REG	313588HC2	FNMA DISCOUNT NOTE	5.135	06/20/07	5.265	\$ 50,000,000.00	\$ 49,443,708.33	\$ 49,645,000.00	04/03/07
180681	300	REG	313588HZ1	FNMA DISCOUNT NOTE	5.120	07/11/07	5.252	\$ 50,000,000.00	\$ 49,416,888.89	\$ 49,500,000.00	04/20/07
180695	300	REG	313588HZ1	FNMA DISCOUNT NOTE	5.120	07/11/07	5.250	\$ 50,000,000.00	\$ 49,438,222.22	\$ 49,500,000.00	04/23/07

RIC HARO CORORAY
TREASURER, STATE OF OHIO

PGM: INVS_MONTHEND_INVENTORY
SOURCE: VisualQED
MODEL: INVENTORY
BASIS: SETTLEMENT
AS-OF: 4/30/07

INVESTMENT INVENTORY
SETTLE POSITIONS AS OF: 4/30/07

INVT#	FUND	GROUP	CUSIP	DESCRIPTION	RATE	MATURITY	YIELD	PAR AMOUNT	BOOK VALUE	US\$ MARKET	1ST PUR
180678	300	REG	313588JG1	FNMA DISCOUNT NOTE	5.121	07/18/07	5.259	\$ 50,000,000.00	\$ 49,366,987.50	\$ 49,450,000.00	04/20/07
180720	300	REG	313588JU5	FNMA DISCOUNT NOTE	5.118	07/29/07	5.253	\$ 49,500,000.00	\$ 48,894,796.50	\$ 48,940,650.00	04/25/07
168383	301	REG	31359MWW9	FNMA MEDIUM TERM NOTE	3.650	11/30/07	3.650	\$ 886,884,000.00	\$ 878,977,742.58	\$ 882,207,391.60	
47515	300	REG	465138UG8	ISRAEL BONO	6.100	08/31/07	6.092	\$ 50,000,000.00	\$ 50,000,000.00	\$ 49,547,000.00	11/30/04
176609	304	REG	46513ETP7	ISRAEL BONO	5.250	05/01/08	5.249	\$ 50,000,000.00	\$ 50,000,000.00	\$ 49,547,000.00	
146898	300	REG	316175108	FIDELITY US GOVERNMENT FUNO #57	5.110			\$ 79,377,304.27	\$ 79,377,304.27	\$ 79,377,304.27	02/07/01
164058	304	REG	316175108	FIDELITY US GOVERNMENT FUNO #57	5.110			\$ 56,682,314.65	\$ 56,682,314.65	\$ 56,682,314.65	12/23/03
147249	300	REG	316175504	FIDELITY TREASURY FUNO #695	5.050			\$ 1,191,175.43	\$ 1,191,175.43	\$ 1,191,175.43	02/28/01
170509	300	REG	4812C0670	JP MORGAN US GOVT MMKT #3164	5.150			\$ 117,687,119.43	\$ 117,687,119.43	\$ 117,687,119.43	03/31/05
180005	301	REG	4812C0670	JP MORGAN US GOVT MMKT #3164	5.140			\$ 5,136,737.41	\$ 5,136,737.41	\$ 5,136,737.41	02/28/07
170510	300	REG	4812C2734	JP MORGAN US TSY PLUS MMKT #3163	5.040			\$ 1,956,208.71	\$ 1,956,208.71	\$ 1,956,208.71	03/31/05
166020	300	REG	825262406	AIM SHORT TERM INVEST TRUST-TSY	5.080			\$ 1,159,373.03	\$ 1,159,373.03	\$ 1,159,373.03	05/14/04
177934	299	REG	200640852	STATE & LOCAL GOVT SEC - OEM OEP	3.840			\$ 263,190,232.93	\$ 263,190,232.93	\$ 263,190,232.93	
178901	298	REG	200654234	STATE & LOCAL GOVT SEC - OEM OEP	3.840			\$ 49,831,222.73	\$ 49,831,222.73	\$ 49,831,222.73	08/24/06
178936	297	REG	200658169	STATE & LOCAL GOVT SEC - OEM OEP	3.840			\$ 73,219,070.47	\$ 73,219,070.47	\$ 73,219,070.47	11/16/06
180019	304	REG	912828ER7	US TREASURY NOTE	4.375	12/31/07	4.880	\$ 20,000,000.00	\$ 19,917,187.50	\$ 19,915,600.00	03/01/07
174575	304	REG	912828EU0	US TREASURY NOTE	4.375	01/31/08	4.604	\$ 50,000,000.00	\$ 49,785,156.25	\$ 49,765,500.00	02/07/06
180020	304	REG	912828EY2	US TREASURY NOTE	4.625	02/29/08	4.820	\$ 20,000,000.00	\$ 19,962,500.00	\$ 19,939,000.00	03/01/07
180059	304	REG	912828EZ9	US TREASURY NOTE	4.625	03/31/08	4.773	\$ 25,000,000.00	\$ 24,960,937.50	\$ 24,922,750.00	03/05/07
180075	304	REG	912828EZ9	US TREASURY NOTE	4.625	03/31/08	4.758	\$ 25,000,000.00	\$ 24,964,843.75	\$ 24,922,750.00	03/06/07
178157	304	REG	912828FC9	US TREASURY NOTE	4.875	04/30/08	4.859	\$ 42,000,000.00	\$ 42,008,203.13	\$ 41,967,240.00	09/14/06
180017	304	REG	912828FC9	US TREASURY NOTE	4.125	08/15/08	4.638	\$ 30,000,000.00	\$ 29,784,375.00	\$ 29,745,600.00	03/01/07
178119	304	REG	912828FR6	US TREASURY NOTE	4.875	08/31/08	4.790	\$ 25,000,000.00	\$ 25,039,062.50	\$ 25,013,750.00	09/11/06
174474	304	REG	912828EL0	US TREASURY NOTE	4.375	11/15/08	4.437	\$ 50,000,000.00	\$ 49,916,015.63	\$ 49,730,500.00	01/30/06
174476	304	REG	912828EL0	US TREASURY NOTE	4.375	11/15/08	4.460	\$ 50,000,000.00	\$ 49,886,718.75	\$ 49,730,500.00	01/30/06
174504	304	REG	912828EL0	US TREASURY NOTE	4.375	11/15/08	4.463	\$ 50,000,000.00	\$ 49,882,812.50	\$ 49,730,500.00	02/01/06
174505	304	REG	912828EL0	US TREASURY NOTE	4.375	11/15/08	4.463	\$ 10,000,000.00	\$ 9,976,562.50	\$ 9,946,100.00	02/01/06
174506	304	REG	912828EL0	US TREASURY NOTE	4.375	11/15/08	4.463	\$ 20,000,000.00	\$ 19,953,125.00	\$ 19,892,200.00	02/01/06
174507	304	REG	912828EL0	US TREASURY NOTE	4.375	11/15/08	4.462	\$ 20,000,000.00	\$ 19,934,145.75	\$ 19,892,200.00	02/01/06
174635	304	REG	912828EV8	US TREASURY NOTE	4.500	02/16/09	4.595	\$ 25,000,000.00	\$ 24,937,906.24	\$ 24,927,750.00	02/15/06
165109	304	REG	912828CC2	US TREASURY NOTE	2.625	03/15/09	2.695	\$ 50,000,000.00	\$ 49,837,500.00	\$ 48,248,000.00	03/15/04
180478	304	REG	912828GLB	US TREASURY NOTE	4.500	03/31/09	4.608	\$ 25,000,000.00	\$ 24,949,218.75	\$ 24,943,250.00	04/09/07
180480	304	REG	912828GLB	US TREASURY NOTE	4.500	03/31/09	4.608	\$ 10,000,000.00	\$ 9,979,687.50	\$ 9,977,300.00	04/09/07
180751	304	REG	912828GLB	US TREASURY NOTE	4.500	03/31/09	4.600	\$ 25,000,000.00	\$ 24,953,125.00	\$ 24,943,250.00	04/09/07
180754	304	REG	912828GLB	US TREASURY NOTE	4.500	03/31/09	4.635	\$ 25,000,000.00	\$ 24,937,500.00	\$ 24,943,250.00	04/27/07
177130	304	REG	912828GP9	US TREASURY NOTE	4.500	04/30/09	4.649	\$ 25,000,000.00	\$ 24,929,687.50	\$ 24,953,250.00	04/30/07
178073	304	REG	912828FE5	US TREASURY NOTE	4.875	05/15/09	5.206	\$ 25,000,000.00	\$ 24,779,296.88	\$ 25,130,750.00	06/26/06
180284	304	REG	912828FP0	US TREASURY NOTE	4.875	08/15/09	4.724	\$ 25,000,000.00	\$ 25,101,562.50	\$ 25,161,250.00	09/06/06
180287	304	REG	912828FX3	US TREASURY NOTE	4.625	11/15/09	4.471	\$ 25,000,000.00	\$ 25,093,750.00	\$ 25,040,000.00	03/23/07
180743	304	REG	912828FX3	US TREASURY NOTE	4.625	11/15/09	4.496	\$ 10,000,000.00	\$ 10,031,250.00	\$ 10,016,000.00	03/23/07
180743	304	REG	912828OU1	US TREASURY NOTE	3.875	05/15/10	4.522	\$ 25,000,000.00	\$ 24,542,968.75	\$ 24,550,750.00	04/26/07

RICHARD CORORAY
TREASURER, STATE OF OHIO

INVESTMENT INVENTORY
SETTLE POSITIONS AS OF: 4/30/07

PGM: INVS_MONTHEND_INVENTORY
SOURCE: VisualQEO
INVENTORY
MODEL: INVENTORY
BASIS: SETTLEMENT
AS-OF: 4/30/07

INVT#	FUNO	GROUP	CUSIP	DESCRIPTION	RATE	MATURITY	YIELD	PAR AMOUNT	BOOK VALUE	USS-MARKET	1ST-PU
180288	304	REG	912828E08	US TREASURY NOTE	4.125	08/15/10	4.446	\$ 25,000,000.00	\$ 24,748,046.87	\$ 24,716,750.00	03/23/07
180341	304	REG	912828EJ5	US TREASURY NOTE	4.250	10/15/10	4.488	\$ 25,000,000.00	\$ 24,806,640.62	\$ 24,807,500.00	03/30/07
180323	304	REG	912828EQ9	US TREASURY NOTE	4.375	12/15/10	4.489	\$ 25,000,000.00	\$ 24,902,343.75	\$ 24,896,500.00	03/28/07
180305	304	REG	912828ES5	US TREASURY NOTE	4.250	01/15/11	4.487	\$ 25,000,000.00	\$ 24,792,968.75	\$ 24,784,250.00	03/26/07
180435	304	REG	912828GA2	US TREASURY NOTE	4.500	11/30/11	4.551	\$ 25,000,000.00	\$ 24,945,312.50	\$ 24,990,250.00	04/04/07
160745	304	REG	912828GM6	US TREASURY NOTE	4.500	03/31/12	4.542	\$ 25,000,000.00	\$ 24,953,125.00	\$ 24,979,500.00	04/26/07
								\$ 882,000,000.00	\$ 879,209,536.37	\$ 877,123,740.00	
171142	303	REG	LO0500354	FIRST FEDERAL BANK OF THE MIDWEST	1.750	05/09/07	1.750	\$ 71,552.18	\$ 71,552.18	\$ 71,552.18	05/09/05
171164	303	REG	LD0500362	FIRST NATIONAL BANK OF BELLVUE	1.750	05/09/07	1.750	\$ 250,000.00	\$ 250,000.00	\$ 250,000.00	05/09/05
171547	303	REG	LD0500386	OSGOSO STATE BANK	1.750	06/01/07	1.750	\$ 166,218.21	\$ 166,218.21	\$ 166,218.21	06/03/05
171713	303	REG	LD0500404	AMERICAN SAVINGS BANK, FSB	1.750	06/14/07	1.750	\$ 95,424.96	\$ 95,424.96	\$ 95,424.96	06/14/05
171774	303	REG	LO0500412	CROGHAN COLONIAL BANK	1.750	06/15/07	1.750	\$ 108,730.06	\$ 108,730.06	\$ 108,730.06	06/17/05
171821	303	REG	LO0500420	UNION BANK COMPANY	1.750	06/22/07	1.750	\$ 185,901.05	\$ 185,901.05	\$ 185,901.05	06/22/06
171928	303	REG	LO0600014	NATIONAL BANK & TRUST COMPANY	1.750	06/29/07	1.750	\$ 46,502.52	\$ 46,502.52	\$ 46,502.52	07/01/05
172075	303	REG	LD0600022	GENCO BANKING COMPANY	1.750	07/12/07	1.750	\$ 212,500.00	\$ 212,500.00	\$ 212,500.00	07/12/05
172151	303	REG	LO0600030	OSGOSO STATE BANK	1.750	07/18/07	1.750	\$ 128,894.76	\$ 128,894.76	\$ 128,894.76	07/18/05
172583	303	REG	LD0600055	CROGHAN COLONIAL BANK	1.750	08/16/07	1.750	\$ 24,851.11	\$ 24,851.11	\$ 24,851.11	08/16/05
172600	303	REG	LD0600063	FIFTH THIRO BANK	1.750	08/17/07	1.750	\$ 182,000.00	\$ 182,000.00	\$ 182,000.00	08/17/05
172755	303	REG	LD0600071	MINSTER BANK	1.750	08/29/07	1.750	\$ 118,129.59	\$ 118,129.59	\$ 118,129.59	08/29/05
172896	303	REG	LO0600059	FIRST CITIZENS NATIONAL BANK	1.750	09/07/07	1.750	\$ 231,804.54	\$ 231,804.54	\$ 231,804.54	09/07/05
172994	303	REG	LO0600097	OAK HILL BANKS	1.750	09/14/07	1.750	\$ 164,377.45	\$ 164,377.45	\$ 164,377.45	09/16/05
173082	303	REG	LD0600105	PEOPLES BANK, N.A.	1.750	09/21/07	1.750	\$ 21,000.00	\$ 21,000.00	\$ 21,000.00	09/23/05
173105	303	REG	LO0600113	FIFTH THIRO BANK	1.750	09/25/07	1.750	\$ 179,166.77	\$ 179,166.77	\$ 179,166.77	09/26/05
173212	303	REG	LO0600121	HUNTINGTON NATIONAL BANK, NA	1.750	10/03/07	1.750	\$ 168,488.66	\$ 168,488.66	\$ 168,488.66	10/03/05
173257	303	REG	LD0600139	NATIONAL BANK OF OAK HARBOR	1.750	10/05/07	1.750	\$ 100,000.00	\$ 100,000.00	\$ 100,000.00	10/05/05
173303	303	REG	LO0600147	LORAIN NATIONAL BANK	1.750	10/05/07	1.750	\$ 9,304.53	\$ 9,304.53	\$ 9,304.53	10/07/05
173315	303	REG	LD0600154	COMMERCE NATIONAL BANK	1.750	10/11/07	1.750	\$ 51,995.06	\$ 51,995.06	\$ 51,995.06	10/11/05
173337	303	REG	LD0600162	U.S. BANK, N.A.	1.750	10/12/07	1.750	\$ 152,670.68	\$ 152,670.68	\$ 152,670.68	10/12/05
173360	303	REG	LO0600170	SECURITY NATIONAL BANK & TRUST	1.750	10/12/07	1.750	\$ 119,782.37	\$ 119,782.37	\$ 119,782.37	10/13/05
173417	303	REG	LD0600188	REPUBLIC BANKING COMPANY	1.750	10/19/07	1.750	\$ 236,569.49	\$ 236,569.49	\$ 236,569.49	10/19/05
173445	303	REG	LD0600196	OAK HILL BANKS	1.750	10/19/07	1.750	\$ 20,285.82	\$ 20,285.82	\$ 20,285.82	10/21/05
173520	303	REG	LD0600204	SKY BANK, SALINEVILLE	1.750	10/26/07	1.750	\$ 164,612.14	\$ 164,612.14	\$ 164,612.14	10/28/05
173521	303	REG	LD0600212	FARMERS & MERCHANTS STATE BANK	1.750	10/26/07	1.750	\$ 167,230.71	\$ 167,230.71	\$ 167,230.71	10/28/05
173586	303	REG	LD0600220	SECURITY NATIONAL BANK & TRUST	1.750	11/02/07	1.750	\$ 44,082.98	\$ 44,082.98	\$ 44,082.98	11/02/05
173615	303	REG	LD0600246	UNITED BANK N.A.	1.750	11/28/07	1.750	\$ 64,444.15	\$ 64,444.15	\$ 64,444.15	11/28/05
173674	303	REG	LO0600253	SIGNATURE BANK, N.A.	1.750	12/05/07	1.750	\$ 135,863.25	\$ 135,863.25	\$ 135,863.25	12/05/05
173690	303	REG	LO0600261	FIFTH THIRO BANK	1.750	12/07/07	1.750	\$ 64,719.53	\$ 64,719.53	\$ 64,719.53	12/07/05
173990	303	REG	LO0600279	FIRST FINANCIAL BANK, NA	1.750	12/13/07	1.750	\$ 114,017.33	\$ 114,017.33	\$ 114,017.33	12/14/05
174006	303	REG	LO0600287	FIRST NATIONAL BANK, ORRVILLE	1.750	12/14/07	1.750	\$ 54,567.32	\$ 54,567.32	\$ 54,567.32	12/14/05
174202	303	REG	LO0600295	FIRST CITIZENS NATIONAL BANK	1.750	01/04/08	1.750	\$ 150,203.32	\$ 150,203.32	\$ 150,203.32	01/04/06
174339	303	REG	LD0600303	RICHLAND TRUST COMPANY	1.750	01/11/08	1.750	\$ 239,005.94	\$ 239,005.94	\$ 239,005.94	01/13/06
174340	303	REG	LO0600311	CITIZENS SAVINGS BANK	1.750	01/11/08	1.750	\$ 82,742.05	\$ 82,742.05	\$ 82,742.05	01/13/06
174367	303	REG	LO0600329	FIFTH THIRO BANK	1.750	01/11/08	1.750	\$ 204,166.74	\$ 204,166.74	\$ 204,166.74	01/13/06
174382	303	REG	LD0600337	FIFTH THIRO BANK	1.750	01/18/08	1.750	\$ 146,206.95	\$ 146,206.95	\$ 146,206.95	01/18/06
174449	303	REG	LD0600345	SKY BANK, SALINEVILLE	1.750	01/18/08	1.750	\$ 250,000.00	\$ 250,000.00	\$ 250,000.00	01/19/06
174450	303	REG	LD0600352	CITIZENS SAVINGS BANK	1.750	01/25/08	1.750	\$ 194,336.21	\$ 194,336.21	\$ 194,336.21	01/26/06
174450	303	REG	LD0600360	CITIZENS SAVINGS BANK	1.750	01/25/08	1.750	\$ 191,358.23	\$ 191,358.23	\$ 191,358.23	01/26/06
174666	303	REG	LD0600378	UNION BANK COMPANY	1.750	02/08/08	1.750	\$ 151,774.50	\$ 151,774.50	\$ 151,774.50	02/10/06
174702	303	REG	LD0600386	CITIZENS BANK COMPANY	1.750	02/13/08	1.750	\$ 100,000.00	\$ 100,000.00	\$ 100,000.00	02/13/06
174704	303	REG	LO0600394	AMERICAN SAVINGS BANK, FSB	1.750	02/14/08	1.750	\$ 42,000.00	\$ 42,000.00	\$ 42,000.00	02/14/06

PGM: INVS.MONTHEND_INVENTORY RICHARD CORDRAY
 SOURCE: VisualQED TREASURER, STATE OF OHIO
 MODEL: INVENTORY INVESTMENT INVENTORY
 BASIS: SETTLEMENT
 AS-OF: 4/30/07 SETTLED POSITIONS AS OF: 4/30/07

INVS#	FUND	GROUP	CUSIP	DESCRIPTION	RATE	MATURITY	YIELD	PAR AMOUNT	BOOK VALUE	USS-MARKET	IST-PUR
174723	303	REG	LD0600410	SIGNATURE BANK, N.A.	1.750	02/15/08	1.750	\$ 229,201.44	\$ 229,201.44	\$ 229,201.44	02/15/06
174794	303	REG	LD0600428	CROGHAN COLONIAL BANK	1.750	02/22/08	1.750	\$ 84,896.45	\$ 84,896.45	\$ 84,896.45	02/22/06
174803	303	REG	LD0600444	COMMERCE NATIONAL BANK	1.750	02/22/08	1.750	\$ 42,490.94	\$ 42,490.94	\$ 42,490.94	02/22/06
174855	303	REG	LD0600451	FIRST FEDERAL BANK OF THE MIDWEST	1.750	02/29/08	1.750	\$ 250,000.00	\$ 250,000.00	\$ 250,000.00	03/01/06
174988	303	REG	LD0600477	SKY BANK, SALINEVILLE	1.750	03/07/08	1.750	\$ 94,885.89	\$ 94,885.89	\$ 94,885.89	03/08/06
174989	303	REG	LD0600485	CITIZENS BANK COMPANY	1.750	03/07/08	1.750	\$ 110,000.00	\$ 110,000.00	\$ 110,000.00	03/08/06
175044	303	REG	LD0600493	SKY BANK, SALINEVILLE	1.750	03/14/08	1.750	\$ 97,262.85	\$ 97,262.85	\$ 97,262.85	03/15/06
175067	303	REG	LD0600501	SKY BANK, SALINEVILLE	1.750	03/14/08	1.750	\$ 125,000.00	\$ 125,000.00	\$ 125,000.00	03/16/06
175094	303	REG	LD0600519	NATIONAL CITY BANK	1.750	03/17/08	1.750	\$ 250,000.00	\$ 250,000.00	\$ 250,000.00	03/17/06
175137	303	REG	LD0600527	COMMERCE NATIONAL BANK	1.750	03/21/08	1.750	\$ 212,174.80	\$ 212,174.80	\$ 212,174.80	03/22/06
175166	303	REG	LD0600535	FARMERS & MERCHANTS STATE BANK	1.750	03/27/08	1.750	\$ 202,521.43	\$ 202,521.43	\$ 202,521.43	03/27/06
175211	303	REG	LD0600543	SUTTON BANK	1.750	03/28/08	1.750	\$ 100,000.00	\$ 100,000.00	\$ 100,000.00	03/29/06
175233	303	REG	LD0600550	PEOPLES SAVINGS BANK	1.750	03/31/08	1.743	\$ 134,413.90	\$ 134,413.90	\$ 134,413.90	03/31/06
175267	303	REG	LD0600568	MINSTER BANK	1.750	04/04/08	1.750	\$ 83,513.92	\$ 83,513.92	\$ 83,513.92	04/04/06
175324	303	REG	LD0600576	CITIZENS SAVINGS BANK	1.750	04/04/08	1.750	\$ 25,341.26	\$ 25,341.26	\$ 25,341.26	04/06/06
176074	303	REG	LD0600584	PARK NATIONAL BANK	1.750	04/18/08	1.750	\$ 20,822.00	\$ 20,822.00	\$ 20,822.00	04/18/06
176224	303	REG	LD0600622	DELAWARE COUNTY BANK & TRUST CO.	1.750	04/24/08	1.750	\$ 32,497.74	\$ 32,497.74	\$ 32,497.74	04/24/06
176225	303	REG	LD0600692	FARMERS & MERCHANTS STATE BANK	1.750	04/24/08	1.750	\$ 250,000.00	\$ 250,000.00	\$ 250,000.00	04/24/06
176249	303	REG	LD0600618	PARK NATIONAL BANK	1.750	04/25/08	1.750	\$ 86,580.13	\$ 86,580.13	\$ 86,580.13	04/25/06
176350	303	REG	LD0600626	COMMERCE NATIONAL BANK	1.750	04/25/08	1.750	\$ 83,483.88	\$ 83,483.88	\$ 83,483.88	04/26/06
176377	303	REG	LD0600634	SKY BANK, SALINEVILLE	1.750	04/28/08	1.750	\$ 132,019.83	\$ 132,019.83	\$ 132,019.83	04/28/06
176575	303	REG	LD0600642	FIRST CITIZENS NATIONAL BANK	1.750	05/09/08	1.750	\$ 203,327.29	\$ 203,327.29	\$ 203,327.29	05/10/06
176578	303	REG	LD0600659	REPUBLIC BANKING COMPANY	1.750	05/09/08	1.750	\$ 75,260.95	\$ 75,260.95	\$ 75,260.95	05/10/06
176584	303	REG	LD0600667	FIRST CITIZENS NATIONAL BANK	1.750	05/09/08	1.750	\$ 12,539.20	\$ 12,539.20	\$ 12,539.20	05/10/06
176599	303	REG	LD0600675	CITIZENS SAVINGS BANK	1.750	05/12/08	1.750	\$ 70,411.27	\$ 70,411.27	\$ 70,411.27	05/12/06
176600	303	REG	LD0600683	OSGOOD STATE BANK	1.750	05/12/08	1.750	\$ 56,580.34	\$ 56,580.34	\$ 56,580.34	05/12/06
176604	303	REG	LD0600691	COMMERCE NATIONAL BANK	1.750	05/12/08	1.750	\$ 77,236.42	\$ 77,236.42	\$ 77,236.42	05/12/06
176616	303	REG	LD0600709	CITIZENS SAVINGS BANK	1.750	05/15/08	1.750	\$ 149,426.21	\$ 149,426.21	\$ 149,426.21	05/15/06
176671	303	REG	LD0600717	FIRST CITIZENS NATIONAL BANK	1.750	05/16/08	1.750	\$ 47,912.03	\$ 47,912.03	\$ 47,912.03	05/16/06
176673	303	REG	LD0600725	FIRST CITIZENS NATIONAL BANK	1.750	05/16/08	1.750	\$ 101,362.86	\$ 101,362.86	\$ 101,362.86	05/16/06
176695	303	REG	LD0600733	SKY BANK, SALINEVILLE	1.750	05/16/08	1.750	\$ 100,000.00	\$ 100,000.00	\$ 100,000.00	05/17/06
176706	303	REG	LD0600741	FIRST CITIZENS NATIONAL BANK	1.750	05/16/08	1.750	\$ 50,000.00	\$ 50,000.00	\$ 50,000.00	05/18/06
176707	303	REG	LD0600758	SKY BANK, SALINEVILLE	1.750	05/16/08	1.750	\$ 27,416.65	\$ 27,416.65	\$ 27,416.65	05/18/06
176722	303	REG	LD0600766	FIRST CITIZENS NATIONAL BANK	1.750	05/19/08	1.750	\$ 75,000.00	\$ 75,000.00	\$ 75,000.00	05/19/06
176761	303	REG	LD0600774	SKY BANK, SALINEVILLE	1.750	05/23/08	1.750	\$ 133,328.48	\$ 133,328.48	\$ 133,328.48	05/24/06
176762	303	REG	LD0600782	SIGNATURE BANK, N.A.	1.750	05/23/08	1.750	\$ 240,072.05	\$ 240,072.05	\$ 240,072.05	05/24/06
176780	303	REG	LD0600790	ST. HENRY BANK	1.750	05/23/08	1.750	\$ 57,489.29	\$ 57,489.29	\$ 57,489.29	05/26/06
176779	303	REG	LD0600808	FIRST CITIZENS NATIONAL BANK	1.750	05/23/08	1.750	\$ 32,769.41	\$ 32,769.41	\$ 32,769.41	05/26/06
176789	303	REG	LD0600816	OLD FORT BANKING COMPANY	1.750	05/30/08	1.750	\$ 81,446.83	\$ 81,446.83	\$ 81,446.83	05/30/06
176790	303	REG	LD0600824	MORGAN BANK	1.750	05/30/08	1.750	\$ 46,214.86	\$ 46,214.86	\$ 46,214.86	05/30/06
176826	303	REG	LD0600832	FIRST CITIZENS NATIONAL BANK, NA	1.750	05/30/08	1.750	\$ 60,500.00	\$ 60,500.00	\$ 60,500.00	06/01/06
176829	303	REG	LD0600840	HUNTINGTON NATIONAL BANK	1.750	06/02/08	1.750	\$ 170,226.36	\$ 170,226.36	\$ 170,226.36	06/01/06
176839	303	REG	LD0600857	COMMERCIAL SAVINGS BANK	1.750	06/02/08	1.750	\$ 161,752.36	\$ 161,752.36	\$ 161,752.36	06/02/06
176860	303	REG	LD0600865	FIRST CITIZENS NATIONAL BANK	1.750	06/06/08	1.750	\$ 160,116.80	\$ 160,116.80	\$ 160,116.80	06/06/06
176982	303	REG	LD0600881	DELAWARE COUNTY BANK & TRUST CO.	1.750	06/12/08	1.750	\$ 38,137.45	\$ 38,137.45	\$ 38,137.45	06/15/06
177036	303	REG	LD0600699	FIRST CITIZENS NATIONAL BANK	1.750	06/13/08	1.750	\$ 21,500.00	\$ 21,500.00	\$ 21,500.00	06/15/06
177084	303	REG	LD0600907	FIRST CITIZENS NATIONAL BANK	1.750	06/20/08	1.750	\$ 109,164.72	\$ 109,164.72	\$ 109,164.72	06/20/06
177115	303	REG	LD0600615	AMERICAN SAVINGS BANK, FS	1.750	06/23/08	1.750	\$ 33,460.39	\$ 33,460.39	\$ 33,460.39	06/22/06
177129	303	REG	LD0600623	SKY BANK, SALINEVILLE	1.750	06/23/08	1.750	\$ 250,000.00	\$ 250,000.00	\$ 250,000.00	06/23/06
177143	303	REG	LD0600631	STATE BANK & TRUST COMPANY	1.750	06/26/08	1.750	\$ 250,000.00	\$ 250,000.00	\$ 250,000.00	06/26/06
177155	303	REG	LD0600694	SKY BANK, SALINEVILLE	1.750	06/27/08	1.750	\$ 129,920.82	\$ 129,920.82	\$ 129,920.82	06/27/06

PGM: INVS.MONTHENO_INVENTORY
 SOURCE: VisualIQEO
 MODEL: INVENTORY
 BASIS: SETTLEMENT
 AS-OF: 4/30/07

RICHARD CORORAY
 TREASURER, STATE OF OHIO

INVESTMENT INVENTORY
 SETTLED POSITIONS AS OF: 4/30/07

INVT#	FUND	GROUP	CUSIP	DESCRIPTION	RATE	MATURITY	YIELD	PAR AMOUNT	BOOK VALUE	US\$-MARKET	IST-PUR
177212	303	REG	LD06600966	HUNTINGTON NATIONAL BANK, NA	1.750	06/27/08	1.750	\$ 250,000.00	\$ 250,000.00	\$ 250,000.00	06/29/06
177259	303	REG	LD06600964	OSG000 STATE BANK	1.750	06/30/08	1.750	\$ 36,159.75	\$ 36,159.75	\$ 36,159.75	06/30/06
177278	303	REG	LD07000012	AMERICAN SAVINGS BANK, FS	1.750	07/03/08	1.750	\$ 180,228.47	\$ 180,228.47	\$ 180,228.47	07/05/06
177343	303	REG	LD07000020	STATE BANK & TRUST COMPANY	1.750	07/07/08	1.750	\$ 250,000.00	\$ 250,000.00	\$ 250,000.00	07/07/06
177438	303	REG	LD07000038	HUNTINGTON NATIONAL BANK, NA	1.750	07/11/08	1.750	\$ 125,000.00	\$ 125,000.00	\$ 125,000.00	07/13/06
177550	303	REG	LD07000046	U.S. BANK, N.A.	1.750	07/18/08	1.750	\$ 124,179.23	\$ 124,179.23	\$ 124,179.23	07/19/06
177591	303	REG	LD07000061	KEYBANK,NA	1.750	07/21/08	1.750	\$ 244,690.91	\$ 244,690.91	\$ 244,690.91	07/21/06
177607	303	REG	LD07000079	GLOUSTER COMMUNITY BANK	1.750	07/25/08	1.750	\$ 142,239.94	\$ 142,239.94	\$ 142,239.94	07/25/06
177608	303	REG	LD07000087	GLOUSTER COMMUNITY BANK	1.750	07/25/08	1.750	\$ 250,000.00	\$ 250,000.00	\$ 250,000.00	07/25/06
177624	303	REG	LD07000095	FARMERS & MERCHANTS STATE BANK	1.750	07/25/08	1.750	\$ 22,521.95	\$ 22,521.95	\$ 22,521.95	07/26/06
177625	303	REG	LD07000103	FIRST CITIZENS NATIONAL BANK	1.750	07/25/08	1.750	\$ 79,252.45	\$ 79,252.45	\$ 79,252.45	07/26/06
177683	303	REG	LD07001111	SKY BANK, SALINEVILLE	1.750	07/31/08	1.750	\$ 75,000.00	\$ 75,000.00	\$ 75,000.00	07/31/06
177685	303	REG	LD07000129	SKY BANK, SALINEVILLE	1.750	07/31/08	1.750	\$ 83,467.29	\$ 83,467.29	\$ 83,467.29	07/31/06
177735	303	REG	LD07000137	SKY BANK, SALINEVILLE	1.750	08/01/08	1.750	\$ 138,113.74	\$ 138,113.74	\$ 138,113.74	08/02/06
177769	303	REG	LD07000145	FIFTH THIRO BANK	1.750	08/04/08	1.750	\$ 227,655.55	\$ 227,655.55	\$ 227,655.55	08/04/06
177796	303	REG	LD07000152	FIRSTMERIT BANK, NA	1.750	08/08/08	1.750	\$ 220,099.76	\$ 220,099.76	\$ 220,099.76	08/08/06
177811	303	REG	LD07000160	FIRST NATIONAL BANK OF BELLVUE	1.750	08/08/08	1.750	\$ 97,894.17	\$ 97,894.17	\$ 97,894.17	08/09/06
177812	303	REG	LD07000178	SKY BANK, SALINEVILLE	1.750	08/08/08	1.750	\$ 100,000.00	\$ 100,000.00	\$ 100,000.00	08/09/06
177851	303	REG	LD07000186	OSG000 STATE BANK	1.750	08/14/08	1.750	\$ 136,394.23	\$ 136,394.23	\$ 136,394.23	08/14/06
177866	303	REG	LD07000194	P N C BANK,NA	1.750	08/15/08	1.750	\$ 184,791.15	\$ 184,791.15	\$ 184,791.15	08/15/06
177867	303	REG	LD07000202	U.S. BANK, N.A.	1.750	08/15/08	1.750	\$ 178,744.18	\$ 178,744.18	\$ 178,744.18	08/15/06
177880	303	REG	LD07000210	SKY BANK, SALINEVILLE	1.750	08/15/08	1.750	\$ 142,597.60	\$ 142,597.60	\$ 142,597.60	08/16/06
177901	303	REG	LD07000228	FIRST CITIZENS NATIONAL BANK	1.750	08/21/08	1.750	\$ 20,000.00	\$ 20,000.00	\$ 20,000.00	08/21/06
177915	303	REG	LD07000236	FIRST CITIZENS NATIONAL BANK	1.750	08/21/08	1.750	\$ 25,000.00	\$ 25,000.00	\$ 25,000.00	08/21/06
177959	303	REG	LD07000244	FIRST PLACE BANK	1.750	08/25/08	1.750	\$ 91,927.11	\$ 91,927.11	\$ 91,927.11	08/25/06
177998	303	REG	LD07000251	DELAWARE COUNTY BANK & TRUST CO.	1.750	08/29/08	1.750	\$ 30,170.27	\$ 30,170.27	\$ 30,170.27	08/30/06
177999	303	REG	LD07000269	KEYBANK,NA	1.750	08/29/08	1.750	\$ 241,808.00	\$ 241,808.00	\$ 241,808.00	08/30/06
178024	303	REG	LD07000277	FIRST CITIZENS NATIONAL BANK	1.750	08/29/08	1.750	\$ 28,647.91	\$ 28,647.91	\$ 28,647.91	09/01/06
178026	303	REG	LD07000285	HUNTINGTON NATIONAL BANK, NA	1.750	08/29/08	1.750	\$ 49,493.13	\$ 49,493.13	\$ 49,493.13	09/01/06
178030	303	REG	LD07000293	FIRST CITIZENS NATIONAL BANK	1.750	08/29/08	1.750	\$ 30,077.32	\$ 30,077.32	\$ 30,077.32	09/01/06
178031	303	REG	LD07000301	FIRST CITIZENS NATIONAL BANK	1.750	08/29/08	1.750	\$ 72,070.00	\$ 72,070.00	\$ 72,070.00	09/01/06
178039	303	REG	LD07000319	OSG000 STATE BANK	1.750	09/05/08	1.750	\$ 221,353.73	\$ 221,353.73	\$ 221,353.73	09/05/06
178088	303	REG	LD07000327	CITIZENS NATIONAL OF BLUFFTON	1.750	09/05/08	1.750	\$ 127,617.83	\$ 127,617.83	\$ 127,617.83	09/07/06
178089	303	REG	LD07000335	SKY BANK, SALINEVILLE	1.750	09/05/08	1.750	\$ 196,990.41	\$ 196,990.41	\$ 196,990.41	09/07/06
178107	303	REG	LD07000343	SKY BANK, SALINEVILLE	1.750	09/08/08	1.750	\$ 135,446.08	\$ 135,446.08	\$ 135,446.08	09/08/06
178133	303	REG	LD07000350	SKY BANK, SALINEVILLE	1.750	09/12/08	1.750	\$ 178,534.82	\$ 178,534.82	\$ 178,534.82	09/12/06
178134	303	REG	LD07000368	NATIONAL CITY BANK	1.750	09/12/08	1.750	\$ 243,852.84	\$ 243,852.84	\$ 243,852.84	09/12/06
178212	303	REG	LD07000376	FIRST CITIZENS NATIONAL BANK	1.750	09/19/08	1.750	\$ 29,000.00	\$ 29,000.00	\$ 29,000.00	09/20/06
178239	303	REG	LD07000384	OLD FORT BANKING COMPANY	1.750	09/22/08	1.750	\$ 47,439.39	\$ 47,439.39	\$ 47,439.39	09/22/06
178240	303	REG	LD07000392	SKY BANK, SALINEVILLE	1.750	09/22/08	1.750	\$ 250,000.00	\$ 250,000.00	\$ 250,000.00	09/22/06
178251	303	REG	LD07000400	NATIONAL CITY BANK	1.750	09/22/08	1.750	\$ 205,674.00	\$ 205,674.00	\$ 205,674.00	09/22/06
178240	303	REG	LD07000418	FIRST CITIZENS NATIONAL BANK	1.750	09/25/08	1.750	\$ 57,776.80	\$ 57,776.80	\$ 57,776.80	09/25/06
178303	303	REG	LD07000426	SKY BANK, SALINEVILLE	1.750	09/29/08	1.750	\$ 90,645.32	\$ 90,645.32	\$ 90,645.32	09/29/06
178406	303	REG	LD07000434	MINSTER BANK	1.750	10/03/08	1.745	\$ 237,594.75	\$ 237,594.75	\$ 237,594.75	10/05/06
178437	303	REG	LD07000442	HUNTINGTON NATIONAL BANK, NA	1.750	10/10/08	1.750	\$ 250,000.00	\$ 250,000.00	\$ 250,000.00	10/10/06
178552	303	REG	LD07000459	COMMERCE NATIONAL BANK	1.750	10/17/08	1.750	\$ 94,138.95	\$ 94,138.95	\$ 94,138.95	10/19/06
178564	303	REG	LD07000467	FIRST CITIZENS NATIONAL BANK	1.750	10/20/08	1.750	\$ 55,000.00	\$ 55,000.00	\$ 55,000.00	10/20/06
178511	303	REG	LD07000475	GENOA BANKING COMPANY	1.750	10/24/08	1.750	\$ 100,000.00	\$ 100,000.00	\$ 100,000.00	10/24/06
178612	303	REG	LD07000483	GENOA BANKING COMPANY	1.750	10/24/08	1.750	\$ 250,000.00	\$ 250,000.00	\$ 250,000.00	10/24/06
178727	303	REG	LD07000491	CITIZENS SAVINGS BANK	1.750	11/03/08	1.750	\$ 185,000.00	\$ 185,000.00	\$ 185,000.00	11/03/06
178847	303	REG	LD07000509	SIGNATURE BANK, N.A.	1.750	11/13/08	1.750	\$ 250,000.00	\$ 250,000.00	\$ 250,000.00	11/13/06

PGM: INVS_MONTHEND_INVENTORY RICHARD CORDRAY
 SOURCE: VisualQED TREASURER, STATE OF OHIO
 MODEL: INVENTORY
 BASIS: SETTLEMENT
 AS OF: 4/30/07

INVESTMENT INVENTORY
 SETTLED POSITIONS AS OF: 4/30/07

INVT#	FUND	GROUP	CUSIP	DESCRIPTION	RATE	MATURITY	YIELD	PAR AMOUNT	BOOK-VALUE	USS-MARKET	IST-PUY
178869	303	REG	LD0700517	FIRST CITIZENS NATIONAL BANK	1.750	11/14/08	1.750	\$ 250,000.00	\$ 250,000.00	\$ 250,000.00	11/14/06
178860	303	REG	LD0700525	SKY BANK, SALINEVILLE	1.750	11/14/08	1.750	\$ 191,491.00	\$ 191,491.00	\$ 191,491.00	11/14/06
178929	303	REG	LD0700533	FIRST FEDERAL BANK OF THE MIDWEST	1.750	11/20/08	1.750	\$ 143,089.67	\$ 143,089.67	\$ 143,089.67	11/20/06
178930	303	REG	LD0700541	OSGOOD STATE BANK	1.750	11/20/08	1.750	\$ 250,000.00	\$ 250,000.00	\$ 250,000.00	11/20/06
178966	303	REG	LD0700558	FIRST CITIZENS NATIONAL BANK	1.750	11/21/08	1.750	\$ 29,482.00	\$ 29,482.00	\$ 29,482.00	11/22/06
179077	303	REG	LD0700566	FIRST PLACE BANK	1.750	11/26/08	1.750	\$ 249,442.36	\$ 249,442.36	\$ 249,442.36	11/29/06
179078	303	REG	LD0700574	KINGSTON NATIONAL BANK	1.750	11/26/08	1.750	\$ 40,000.00	\$ 40,000.00	\$ 40,000.00	11/29/06
179229	303	REG	LD0700582	OSGOOD STATE BANK	1.750	11/26/08	1.750	\$ 75,000.00	\$ 75,000.00	\$ 75,000.00	11/29/06
179230	303	REG	LD0700590	SKY BANK, SALINEVILLE	1.750	12/08/08	1.750	\$ 166,725.00	\$ 166,725.00	\$ 166,725.00	12/08/06
179239	303	REG	LD0700608	FIRSTMERIT BANK, NA	1.750	12/08/08	1.750	\$ 175,000.00	\$ 175,000.00	\$ 175,000.00	12/08/06
179250	303	REG	LD0700616	FIRST FEDERAL BANK OF THE MIDWEST	1.750	12/11/08	1.750	\$ 98,646.24	\$ 98,646.24	\$ 98,646.24	12/11/06
179304	303	REG	LD0700624	FIRST CITIZENS NATIONAL BANK	1.750	12/12/08	1.750	\$ 93,484.88	\$ 93,484.88	\$ 93,484.88	12/12/06
179315	303	REG	LD0700632	UNITED BANK N.A.	1.750	12/15/08	1.750	\$ 113,000.00	\$ 113,000.00	\$ 113,000.00	12/15/06
179316	303	REG	LD0700640	FIRSTMERIT BANK, NA	1.750	12/18/08	1.750	\$ 167,108.49	\$ 167,108.49	\$ 167,108.49	12/18/06
179325	303	REG	LD0700657	FIRST CITIZENS NATIONAL BANK	1.750	12/18/08	1.750	\$ 250,000.00	\$ 250,000.00	\$ 250,000.00	12/18/06
179326	303	REG	LD0700665	SKY BANK, SALINEVILLE	1.750	12/19/08	1.750	\$ 86,590.00	\$ 86,590.00	\$ 86,590.00	12/19/06
179342	303	REG	LD0700673	PARK NATIONAL BANK	1.750	12/19/08	1.750	\$ 150,000.00	\$ 150,000.00	\$ 150,000.00	12/19/06
179401	303	REG	LD0700681	STATE BANK & TRUST COMPANY	1.750	12/19/08	1.750	\$ 175,792.54	\$ 175,792.54	\$ 175,792.54	12/19/06
179426	303	REG	LD0700699	FIFTH THIRD BANK	1.750	12/19/08	1.750	\$ 250,000.00	\$ 250,000.00	\$ 250,000.00	12/28/06
179543	303	REG	LD0700707	HOME CITY FEDERAL SAVINGS BANK	1.750	01/02/09	1.750	\$ 80,000.00	\$ 80,000.00	\$ 80,000.00	01/02/07
179667	303	REG	LD0700715	FIRSTMERIT BANK, NA	1.750	01/09/09	1.750	\$ 145,346.32	\$ 145,346.32	\$ 145,346.32	01/11/07
179804	303	REG	LD0700723	FIRST CITIZENS NATIONAL BANK	1.750	02/13/09	1.750	\$ 243,816.00	\$ 243,816.00	\$ 243,816.00	02/13/07
179922	303	REG	LD0700731	KEYBANK, NA	1.750	02/13/09	1.750	\$ 250,000.00	\$ 250,000.00	\$ 250,000.00	02/16/07
179923	303	REG	LD0700749	FIRST CITIZENS NATIONAL BANK	1.750	02/20/09	1.750	\$ 76,000.00	\$ 76,000.00	\$ 76,000.00	02/20/07
179935	303	REG	LD0700756	SKY BANK, SALINEVILLE	1.750	02/20/09	1.750	\$ 80,000.00	\$ 80,000.00	\$ 80,000.00	02/20/07
179936	303	REG	LD0700764	COMMERCE NATIONAL BANK	1.750	02/20/09	1.750	\$ 250,000.00	\$ 250,000.00	\$ 250,000.00	02/21/07
179968	303	REG	LD0700772	COMMERCE NATIONAL BANK	1.750	02/20/09	1.750	\$ 250,000.00	\$ 250,000.00	\$ 250,000.00	02/21/07
180053	303	REG	LD0700780	CITIZENS SAVINGS BANK	1.750	02/20/09	1.750	\$ 12,500.00	\$ 12,500.00	\$ 12,500.00	02/21/07
180153	303	REG	LD0700798	FIRST CITIZENS NATIONAL BANK	1.750	02/23/09	1.750	\$ 250,000.00	\$ 250,000.00	\$ 250,000.00	02/23/07
180182	303	REG	LD0700806	FIRST CITIZENS NATIONAL BANK	1.750	02/23/09	1.750	\$ 250,000.00	\$ 250,000.00	\$ 250,000.00	02/23/07
180198	303	REG	LD0700814	CITIZENS BANKING COMPANY	1.750	03/05/09	1.750	\$ 250,000.00	\$ 250,000.00	\$ 250,000.00	03/05/07
180254	303	REG	LD0700822	HUNTINGTON NATIONAL BANK, NA	1.750	03/09/09	1.750	\$ 72,743.07	\$ 72,743.07	\$ 72,743.07	03/09/07
180268	303	REG	LD0700830	COMMERCE NATIONAL BANK	1.750	03/13/09	1.750	\$ 110,000.00	\$ 110,000.00	\$ 110,000.00	03/13/07
180375	303	REG	LD0700848	FIRST CITIZENS NATIONAL BANK	1.750	03/13/09	1.750	\$ 96,400.00	\$ 96,400.00	\$ 96,400.00	03/14/07
180437	303	REG	LD0700855	SKY BANK, SALINEVILLE	1.750	03/20/09	1.750	\$ 53,000.00	\$ 53,000.00	\$ 53,000.00	03/20/07
180761	303	REG	LD0700863	SKY BANK, SALINEVILLE	1.750	03/20/09	1.750	\$ 117,987.00	\$ 117,987.00	\$ 117,987.00	03/21/07
180762	303	REG	LD0700871	FIRST FINANCIAL BANK, NA	1.750	03/30/09	1.750	\$ 75,000.00	\$ 75,000.00	\$ 75,000.00	03/30/07
180773	303	REG	LD0700889	SKY BANK, SALINEVILLE	1.750	04/03/09	1.750	\$ 162,500.00	\$ 162,500.00	\$ 162,500.00	04/04/07
			LD0700897	FROGHAN COLONIAL BANK	1.750	04/27/09	1.750	\$ 72,263.96	\$ 72,263.96	\$ 72,263.96	04/27/07
			LD0700905	STATE BANK & TRUST COMPANY	1.750	04/27/09	1.750	\$ 130,000.00	\$ 130,000.00	\$ 130,000.00	04/27/07
			LD0700913	SIGNATURE BANK, N.A.	1.750	04/30/09	1.740	\$ 200,000.00	\$ 200,000.00	\$ 200,000.00	04/30/07
								\$ 24,543,848.22	\$ 24,543,848.22	\$ 24,543,848.22	
178780	303	REG	LD07B0705	FIFTH THIRD BANK	5.170	05/02/07	5.170	\$ 5,000,000.00	\$ 5,000,000.00	\$ 5,000,000.00	11/08/06
178781	303	REG	LD07B0713	FIFTH THIRD BANK	5.179	05/02/07	5.179	\$ 1,000,000.00	\$ 1,000,000.00	\$ 1,000,000.00	11/08/06
178783	303	REG	LD07B0721	HENRY COUNTY BANK	5.162	05/02/07	5.162	\$ 2,000,000.00	\$ 2,000,000.00	\$ 2,000,000.00	11/08/06
178784	303	REG	LD07B0739	FIRSTMERIT BANK, NA	5.160	05/02/07	5.160	\$ 5,000,000.00	\$ 5,000,000.00	\$ 5,000,000.00	11/08/06
178785	303	REG	LD07B0747	KEYBANK, NA	5.179	05/02/07	5.179	\$ 5,000,000.00	\$ 5,000,000.00	\$ 5,000,000.00	11/08/06
178786	303	REG	LD07B0754	NORTH SIDE BANK & TRUST	5.160	05/02/07	5.160	\$ 5,000,000.00	\$ 5,000,000.00	\$ 5,000,000.00	11/08/06
178787	303	REG	LD07B0762	OLD FORT BANKING COMPANY	5.170	05/02/07	5.170	\$ 1,800,000.00	\$ 1,800,000.00	\$ 1,800,000.00	11/08/06
178788	303	REG	LD07B0770	OLD FORT BANKING COMPANY	5.160	05/02/07	5.160	\$ 1,700,000.00	\$ 1,700,000.00	\$ 1,700,000.00	11/08/06

PGM: INVS_MONTHEND_INVENTORY
 SOURCE: VISUALIZED
 MODEL: INVENTORY
 BASIS: SETTLEMENT
 AS-OF: 4/30/07

RICHARD CORDRAY
 TREASURER, STATE OF OHIO
 INVESTMENT INVENTORY
 SETTLED POSITIONS AS OF: 4/30/07

INVT#	FUND	GROUP	CUSIP	DESCRIPTION	RATE	MATURITY	YIELD	PAR AMOUNT	BOOK VALUE	USS-MARKET	1ST-PUR
178789	303	REG	LD07B0788	GREENVILLE FEDERAL S&L ASSOC.	5.169	05/02/07	5.169	2,000,000.00	2,000,000.00	2,000,000.00	11/08/06
178790	303	REG	LD07B0796	ARLINGTON BANK	5.160	05/02/07	5.160	1,000,000.00	1,000,000.00	1,000,000.00	11/08/06
178791	303	REG	LD07B0804	ANTWERP EXCHANGE BANK COMPANY	5.171	05/02/07	5.171	500,000.00	500,000.00	500,000.00	11/08/06
178792	303	REG	LD07B0812	PEOPLES BANK, N.A.	5.161	05/02/07	5.161	5,000,000.00	5,000,000.00	5,000,000.00	11/08/06
178793	303	REG	LD07B0820	HEARTLAND BANK	5.160	05/02/07	5.160	1,000,000.00	1,000,000.00	1,000,000.00	11/08/06
178795	303	REG	LD07B0838	HEARTLAND BANK	5.160	05/02/07	5.160	1,000,000.00	1,000,000.00	1,000,000.00	11/08/06
178796	303	REG	LD07B0846	HEARTLAND BANK	5.160	05/02/07	5.160	1,000,000.00	1,000,000.00	1,000,000.00	11/08/06
178797	303	REG	LD07B0853	HEARTLAND BANK	5.160	05/02/07	5.160	1,000,000.00	1,000,000.00	1,000,000.00	11/08/06
178798	303	REG	LD07B0861	HEARTLAND BANK	5.160	05/02/07	5.160	1,000,000.00	1,000,000.00	1,000,000.00	11/08/06
178799	303	REG	LD07B0879	FIRST PLACE BANK	5.172	05/02/07	5.172	5,000,000.00	5,000,000.00	5,000,000.00	11/08/06
178800	303	REG	LD07B0887	U.S. BANK, N.A.	5.168	05/02/07	5.168	5,000,000.00	5,000,000.00	5,000,000.00	11/08/06
179179	303	REG	LD07B0895	FIFTH THIRD BANK	5.010	06/06/07	5.010	5,000,000.00	5,000,000.00	5,000,000.00	12/06/06
179180	303	REG	LD07B0903	FIFTH THIRD BANK	5.050	06/06/07	5.050	5,500,000.00	5,500,000.00	5,500,000.00	12/06/06
179181	303	REG	LD07B0911	CITIZENS BANK OF ASHVILLE	5.015	06/06/07	5.015	500,000.00	500,000.00	500,000.00	12/06/06
179182	303	REG	LD07B0929	CITIZENS BANK OF ASHVILLE	5.015	06/06/07	5.015	500,000.00	500,000.00	500,000.00	12/06/06
179183	303	REG	LD07B0937	HENRY COUNTY BANK	5.000	06/06/07	5.000	5,000,000.00	5,000,000.00	5,000,000.00	12/06/06
179184	303	REG	LD07B0945	FIRSTMERIT BANK, NA	5.000	06/06/07	5.000	5,000,000.00	5,000,000.00	5,000,000.00	12/06/06
179185	303	REG	LD07B0952	ADVANTAGE BANK	5.050	06/06/07	5.050	5,000,000.00	5,000,000.00	5,000,000.00	12/06/06
179186	303	REG	LD07B0960	OLD FORT BANKING COMPANY	5.000	06/06/07	5.000	2,500,000.00	2,500,000.00	2,500,000.00	12/06/06
179187	303	REG	LD07B0978	OLD FORT BANKING COMPANY	5.000	06/06/07	5.000	2,500,000.00	2,500,000.00	2,500,000.00	12/06/06
179188	303	REG	LD07B0986	GREENVILLE FEDERAL S&L ASSOC.	5.001	06/06/07	5.001	1,000,000.00	1,000,000.00	1,000,000.00	12/06/06
179189	303	REG	LD07B0994	ANTWERP EXCHANGE BANK COMPANY	5.011	06/06/07	5.011	500,000.00	500,000.00	500,000.00	12/06/06
179190	303	REG	LD07B1000	PEOPLES BANK, N.A.	5.002	06/06/07	5.002	5,000,000.00	5,000,000.00	5,000,000.00	12/06/06
179191	303	REG	LD07B1018	SKY BANK, SALINEVILLE	5.000	06/06/07	5.000	1,000,000.00	1,000,000.00	1,000,000.00	12/06/06
179192	303	REG	LD07B1026	HEARTLAND BANK	5.000	06/06/07	5.000	1,000,000.00	1,000,000.00	1,000,000.00	12/06/06
179193	303	REG	LD07B1034	HEARTLAND BANK	5.000	06/06/07	5.000	1,000,000.00	1,000,000.00	1,000,000.00	12/06/06
179194	303	REG	LD07B1042	U.S. BANK, N.A.	5.000	06/06/07	5.000	5,000,000.00	5,000,000.00	5,000,000.00	12/06/06
179435	303	REG	LD07B1059	FIFTH THIRD BANK	5.090	07/05/07	5.090	5,000,000.00	5,000,000.00	5,000,000.00	01/03/07
179436	303	REG	LD07B1067	FIFTH THIRD BANK	5.091	07/05/07	5.091	7,200,000.00	7,200,000.00	7,200,000.00	01/03/07
179437	303	REG	LD07B1075	CITIZENS BANK OF ASHVILLE	5.083	07/05/07	5.083	500,000.00	500,000.00	500,000.00	01/03/07
179438	303	REG	LD07B1083	CITIZENS BANK OF ASHVILLE	5.082	07/05/07	5.082	500,000.00	500,000.00	500,000.00	01/03/07
179439	303	REG	LD07B1091	CITIZENS BANK OF ASHVILLE	5.081	07/05/07	5.081	500,000.00	500,000.00	500,000.00	01/03/07
179440	303	REG	LD07B1109	CITIZENS BANK OF ASHVILLE	5.080	07/05/07	5.080	500,000.00	500,000.00	500,000.00	01/03/07
179441	303	REG	LD07B1117	HENRY COUNTY BANK	5.080	07/05/07	5.080	4,000,000.00	4,000,000.00	4,000,000.00	01/03/07
179442	303	REG	LD07B1125	FIRSTMERIT BANK, NA	5.080	07/05/07	5.080	5,000,000.00	5,000,000.00	5,000,000.00	01/03/07
179443	303	REG	LD07B1133	KEYBANK NA	5.080	07/05/07	5.080	5,000,000.00	5,000,000.00	5,000,000.00	01/03/07
179444	303	REG	LD07B1141	OLD FORT BANKING COMPANY	5.080	07/05/07	5.080	800,000.00	800,000.00	800,000.00	01/03/07
179445	303	REG	LD07B1158	CHAMPAIGN NATIONAL BANK	5.080	07/05/07	5.080	3,000,000.00	3,000,000.00	3,000,000.00	01/03/07
179447	303	REG	LD07B1166	GREENVILLE FEDERAL S&L ASSOC.	5.080	07/05/07	5.080	1,000,000.00	1,000,000.00	1,000,000.00	01/03/07
179448	303	REG	LD07B1174	ANTWERP EXCHANGE BANK COMPANY	5.091	07/05/07	5.091	5,000,000.00	5,000,000.00	5,000,000.00	01/03/07
179450	303	REG	LD07B1182	PEOPLES BANK, N.A.	5.080	07/05/07	5.080	5,000,000.00	5,000,000.00	5,000,000.00	01/03/07
179451	303	REG	LD07B1190	HEARTLAND BANK	5.080	07/05/07	5.080	1,000,000.00	1,000,000.00	1,000,000.00	01/03/07
179452	303	REG	LD07B1208	HEARTLAND BANK	5.080	07/05/07	5.080	5,000,000.00	5,000,000.00	5,000,000.00	01/03/07
179453	303	REG	LD07B1216	U.S. BANK, N.A.	5.170	08/08/07	5.170	5,000,000.00	5,000,000.00	5,000,000.00	02/07/07
179799	303	REG	LD07B1224	FIFTH THIRD BANK	5.151	08/08/07	5.151	200,000.00	200,000.00	200,000.00	02/07/07
179800	303	REG	LD07B1232	HENRY COUNTY BANK	5.151	08/08/07	5.151	2,800,000.00	2,800,000.00	2,800,000.00	02/07/07
179801	303	REG	LD07B1240	HENRY COUNTY BANK	5.155	08/08/07	5.155	5,000,000.00	5,000,000.00	5,000,000.00	02/07/07
179802	303	REG	LD07B1257	FIRSTMERIT BANK, NA	5.170	08/08/07	5.170	1,300,000.00	1,300,000.00	1,300,000.00	02/07/07
179803	303	REG	LD07B1265	NORTH SIDE BANK & TRUST	5.160	08/08/07	5.160	4,400,000.00	4,400,000.00	4,400,000.00	02/07/07
179804	303	REG	LD07B1273	CITIZENS NATIONAL OF BLUFFTON	5.155	08/08/07	5.155	5,000,000.00	5,000,000.00	5,000,000.00	02/07/07
179805	303	REG	LD07B1281	ADVANTAGE BANK	5.155	08/08/07	5.155	5,000,000.00	5,000,000.00	5,000,000.00	02/07/07

PGM: INVS_MONTHEND_INVENTORY
 SOURCE: VisualQED
 MODEL: INVENTORY
 BASIS: SETTLEMENT
 AS-OF: 4/30/07

RICHARD CORDRAY
 TREASURER, STATE OF OHIO

INVESTMENT INVENTORY
 SETTLED POSITIONS AS OF: 4/30/07

INVS#	FUNO	GROUP	CUSIP	DESCRIPTION	RATE	MATURITY	YIELD	PAR AMOUNT	BOOK-VALUE	USS-MARKET	1ST-PU
179806	303	REG	LD07B1299	OLD FORT BANKING COMPANY	5.180	08/08/07	5.180	\$ 5,000,000.00	\$ 5,000,000.00	\$ 5,000,000.00	02/07/07
179807	303	REG	LD07B1307	GREENVILLE FEDERAL S&L ASSOC.	5.151	08/08/07	5.151	\$ 3,000,000.00	\$ 3,000,000.00	\$ 3,000,000.00	02/07/07
179808	303	REG	LD07B1315	FARMERS CITIZENS BANK	5.163	08/08/07	5.163	\$ 500,000.00	\$ 500,000.00	\$ 500,000.00	02/07/07
179809	303	REG	LD07B1323	FARMERS CITIZENS BANK	5.162	08/08/07	5.162	\$ 500,000.00	\$ 500,000.00	\$ 500,000.00	02/07/07
179810	303	REG	LD07B1331	FARMERS CITIZENS BANK	5.162	08/08/07	5.162	\$ 500,000.00	\$ 500,000.00	\$ 500,000.00	02/07/07
179811	303	REG	LD07B1349	WESTERN RESERVE BANK	5.165	08/08/07	5.165	\$ 200,000.00	\$ 200,000.00	\$ 200,000.00	02/07/07
179812	303	REG	LD07B1356	WESTERN RESERVE BANK	5.165	08/08/07	5.165	\$ 200,000.00	\$ 200,000.00	\$ 200,000.00	02/07/07
179813	303	REG	LD07B1364	WESTERN RESERVE BANK	5.150	08/08/07	5.150	\$ 900,000.00	\$ 900,000.00	\$ 900,000.00	02/07/07
179814	303	REG	LD07B1372	ANTWERP EXCHANGE BANK COMPANY	5.161	08/08/07	5.161	\$ 500,000.00	\$ 500,000.00	\$ 500,000.00	02/07/07
179815	303	REG	LD07B1380	PEOPLES BANK, N.A.	5.157	08/08/07	5.157	\$ 5,000,000.00	\$ 5,000,000.00	\$ 5,000,000.00	02/07/07
179816	303	REG	LD07B1398	FIRST PLACE BANK	5.154	08/08/07	5.154	\$ 5,000,000.00	\$ 5,000,000.00	\$ 5,000,000.00	02/07/07
179817	303	REG	LD07B1406	U.S. BANK, N.A.	5.153	08/08/07	5.153	\$ 5,000,000.00	\$ 5,000,000.00	\$ 5,000,000.00	02/07/07
180099	303	REG	LD07B1414	FIFTH THIRD BANK	5.080	09/05/07	5.080	\$ 5,000,000.00	\$ 5,000,000.00	\$ 5,000,000.00	03/07/07
180100	303	REG	LD07B1422	FIFTH THIRD BANK	5.100	09/05/07	5.100	\$ 13,500,000.00	\$ 13,500,000.00	\$ 13,500,000.00	03/07/07
180101	303	REG	LD07B1430	HENRY COUNTY BANK	5.080	09/05/07	5.080	\$ 3,000,000.00	\$ 3,000,000.00	\$ 3,000,000.00	03/07/07
180102	303	REG	LD07B1448	FIRSTMERIT BANK, NA	5.080	09/05/07	5.080	\$ 5,000,000.00	\$ 5,000,000.00	\$ 5,000,000.00	03/07/07
180103	303	REG	LD07B1455	CITIZENS NATIONAL OF BLUFFTON	5.095	09/05/07	5.095	\$ 3,000,000.00	\$ 3,000,000.00	\$ 3,000,000.00	03/07/07
180104	303	REG	LD07B1463	CITIZENS NATIONAL OF BLUFFTON	5.090	09/05/07	5.090	\$ 2,000,000.00	\$ 2,000,000.00	\$ 2,000,000.00	03/07/07
180105	303	REG	LD07B1471	OLD FORT BANKING COMPANY	5.081	09/05/07	5.081	\$ 5,000,000.00	\$ 5,000,000.00	\$ 5,000,000.00	03/07/07
180106	303	REG	LD07B1489	GREENVILLE FEDERAL S&L ASSOC.	5.081	09/05/07	5.081	\$ 2,000,000.00	\$ 2,000,000.00	\$ 2,000,000.00	03/07/07
180107	303	REG	LD07B1497	ARLINGTON BANK	5.080	09/05/07	5.080	\$ 1,000,000.00	\$ 1,000,000.00	\$ 1,000,000.00	03/07/07
180108	303	REG	LD07B1505	ANTWERP EXCHANGE BANK COMPANY	5.091	09/05/07	5.091	\$ 500,000.00	\$ 500,000.00	\$ 500,000.00	03/07/07
180109	303	REG	LD07B1513	PEOPLES BANK, N.A.	5.080	09/05/07	5.080	\$ 5,000,000.00	\$ 5,000,000.00	\$ 5,000,000.00	03/07/07
180110	303	REG	LD07B1521	HEARTLAND BANK	5.100	09/05/07	5.100	\$ 1,000,000.00	\$ 1,000,000.00	\$ 1,000,000.00	03/07/07
180111	303	REG	LD07B1539	HEARTLAND BANK	5.100	09/05/07	5.100	\$ 1,000,000.00	\$ 1,000,000.00	\$ 1,000,000.00	03/07/07
180112	303	REG	LD07B1547	HEARTLAND BANK	5.090	09/05/07	5.090	\$ 1,000,000.00	\$ 1,000,000.00	\$ 1,000,000.00	03/07/07
180113	303	REG	LD07B1554	HEARTLAND BANK	5.080	09/05/07	5.080	\$ 1,000,000.00	\$ 1,000,000.00	\$ 1,000,000.00	03/07/07
180114	303	REG	LD07B1562	HEARTLAND BANK	5.080	09/05/07	5.080	\$ 1,000,000.00	\$ 1,000,000.00	\$ 1,000,000.00	03/07/07
180409	303	REG	LD07B1570	FIFTH THIRD BANK	5.090	10/03/07	5.090	\$ 5,000,000.00	\$ 5,000,000.00	\$ 5,000,000.00	04/04/07
180410	303	REG	LD07B1588	HENRY COUNTY BANK	5.080	10/03/07	5.080	\$ 3,000,000.00	\$ 3,000,000.00	\$ 3,000,000.00	04/04/07
180411	303	REG	LD07B1596	HENRY COUNTY BANK	5.080	10/03/07	5.080	\$ 1,000,000.00	\$ 1,000,000.00	\$ 1,000,000.00	04/04/07
180412	303	REG	LD07B1604	FIRSTMERIT BANK, NA	5.080	10/03/07	5.080	\$ 5,000,000.00	\$ 5,000,000.00	\$ 5,000,000.00	04/04/07
180413	303	REG	LD07B1612	NORTH SIDE BANK & TRUST	5.080	10/03/07	5.080	\$ 5,000,000.00	\$ 5,000,000.00	\$ 5,000,000.00	04/04/07
180414	303	REG	LD07B1620	ANDOVER BANK	5.080	10/03/07	5.080	\$ 1,000,000.00	\$ 1,000,000.00	\$ 1,000,000.00	04/04/07
180415	303	REG	LD07B1638	ANDOVER BANK	5.080	10/03/07	5.080	\$ 2,000,000.00	\$ 2,000,000.00	\$ 2,000,000.00	04/04/07
180416	303	REG	LD07B1646	KEY BANK, NA	5.080	10/03/07	5.080	\$ 5,000,000.00	\$ 5,000,000.00	\$ 5,000,000.00	04/04/07
180418	303	REG	LD07B1653	OLD FORT BANKING COMPANY	5.081	10/03/07	5.081	\$ 5,000,000.00	\$ 5,000,000.00	\$ 5,000,000.00	04/04/07
180419	303	REG	LD07B1661	UNION BANK COMPANY	5.080	10/03/07	5.080	\$ 1,000,000.00	\$ 1,000,000.00	\$ 1,000,000.00	04/04/07
180420	303	REG	LD07B1679	PEOPLES BANK, N.A.	5.080	10/03/07	5.080	\$ 5,000,000.00	\$ 5,000,000.00	\$ 5,000,000.00	04/04/07
180421	303	REG	LD07B1687	HEARTLAND BANK	5.080	10/03/07	5.080	\$ 1,000,000.00	\$ 1,000,000.00	\$ 1,000,000.00	04/04/07
180422	303	REG	LD07B1695	HEARTLAND BANK	5.080	10/03/07	5.080	\$ 1,000,000.00	\$ 1,000,000.00	\$ 1,000,000.00	04/04/07
180423	303	REG	LD07B1703	HEARTLAND BANK	5.080	10/03/07	5.080	\$ 1,000,000.00	\$ 1,000,000.00	\$ 1,000,000.00	04/04/07
180424	303	REG	LD07B1711	HEARTLAND BANK	5.080	10/03/07	5.080	\$ 1,000,000.00	\$ 1,000,000.00	\$ 1,000,000.00	04/04/07
180425	303	REG	LD07B1729	HEARTLAND BANK	5.080	10/03/07	5.080	\$ 1,000,000.00	\$ 1,000,000.00	\$ 1,000,000.00	04/04/07
180426	303	REG	LD07B1737	OSGOOD STATE BANK	5.080	10/03/07	5.080	\$ 200,000.00	\$ 200,000.00	\$ 200,000.00	04/04/07
180427	303	REG	LD07B1745	FIFTH THIRD BANK	5.090	10/03/07	5.090	\$ 6,800,000.00	\$ 6,800,000.00	\$ 6,800,000.00	04/04/07
								\$ 360,000,000.00	\$ 360,000,000.00	\$ 360,000,000.00	
180577	303	REG	AG0700066	CITIZENS NATIONAL BANK, CHILlico	1.080	04/16/08	1.080	\$ 150,000.00	\$ 150,000.00	\$ 150,000.00	04/16/07
180579	303	REG	AG0700082	HAMILER STATE BANK	1.080	04/16/08	1.080	\$ 440,000.00	\$ 440,000.00	\$ 440,000.00	04/16/07
180580	303	REG	AG0700090	FARMERS STATE BANK, NEW MADISON	1.080	04/16/08	1.080	\$ 508,000.00	\$ 508,000.00	\$ 508,000.00	04/16/07

PGM: INVS_MONTHEND_INVENTORY
 SOURCE: VisualQEO
 MODEL: INVENTORY
 BASIS: SETTLEMENT
 AS-OF: 4/30/07

RICHARD CORORAY
 TREASURER, STATE OF OHIO

INVESTMENT INVENTORY
 SETTLED POSITIONS AS OF: 4/30/07

INVT#	FUND	GROUP	CUSIP	DESCRIPTION	RATE	MATURITY	YIELD	PAR AMOUNT	BOOK-VALUE	US\$-MARKET	IST-PRR
180610	303	REG	AG0700181	REPUBLIC BANKING COMPANY	1.080	04/16/08	1.080	\$ 200,000.00	\$ 200,000.00	\$ 200,000.00	04/17/07
180612	303	REG	AG0700207	FIRST CENTRAL NATIONAL BANK	1.080	04/16/08	1.080	\$ 100,000.00	\$ 100,000.00	\$ 100,000.00	04/17/07
180626	303	REG	AG0700348	CITIZENS BANKING COMPANY	1.080	04/16/08	1.080	\$ 100,000.00	\$ 100,000.00	\$ 100,000.00	04/17/07
180627	303	REG	AG0700355	CITIZENS BANKING COMPANY	1.080	04/16/08	1.080	\$ 35,000.00	\$ 35,000.00	\$ 35,000.00	04/17/07
180645	303	REG	AG0700397	FARMERS SAVINGS BANK	1.080	04/16/08	1.080	\$ 450,000.00	\$ 450,000.00	\$ 450,000.00	04/18/07
180646	303	REG	AG0700405	FIRST-KNOX NATIONAL BANK	1.080	04/16/08	1.080	\$ 165,000.00	\$ 165,000.00	\$ 165,000.00	04/18/07
180655	303	REG	AG0700413	ANTWERP EXCHANGE BANK COMPANY	1.080	04/16/08	1.080	\$ 100,000.00	\$ 100,000.00	\$ 100,000.00	04/19/07
180656	303	REG	AG0700421	FIRST CITIZENS NATIONAL BANK	1.080	04/16/08	1.080	\$ 996,000.00	\$ 996,000.00	\$ 996,000.00	04/19/07
180667	303	REG	AG0700462	FARMERS & MERCHANTS STATE BANK	1.080	04/16/08	1.080	\$ 2,703,000.00	\$ 2,703,000.00	\$ 2,703,000.00	04/20/07
180668	303	REG	AG0700470	COMMUNITY FIRST BANK	1.080	04/16/08	1.080	\$ 315,000.00	\$ 315,000.00	\$ 315,000.00	04/20/07
180672	303	REG	AG0700512	OLD NATIONAL BANK	1.080	04/16/08	1.080	\$ 250,000.00	\$ 250,000.00	\$ 250,000.00	04/20/07
180688	303	REG	AG0700553	SECOND NATIONAL BANK	1.080	04/16/08	1.080	\$ 206,000.00	\$ 206,000.00	\$ 206,000.00	04/23/07
180704	303	REG	AG0700579	HOME SAVINGS & LOAN COMPANY	1.080	04/16/08	1.080	\$ 70,000.00	\$ 70,000.00	\$ 70,000.00	04/24/07
180705	303	REG	AG0700587	CROGHAN COLONIAL BANK	1.080	04/16/08	1.080	\$ 400,000.00	\$ 400,000.00	\$ 400,000.00	04/24/07
180763	303	REG	AG0700611	PARK NATIONAL BANK	1.080	04/16/08	1.080	\$ 7,288,000.00	\$ 7,288,000.00	\$ 7,288,000.00	04/27/07
180573	303	REG	AG0700025	LIBERTY NATIONAL BANK	1.080	04/16/08	1.080	\$ 1,633,500.00	\$ 1,633,500.00	\$ 1,633,500.00	04/16/07
180574	303	REG	AG0700033	CITIZENS BANK OF ASHVILLE	1.080	04/16/08	1.080	\$ 415,000.00	\$ 415,000.00	\$ 415,000.00	04/16/07
180575	303	REG	AG0700041	SHERWOOD STATE BANK	1.080	04/16/08	1.080	\$ 1,177,000.00	\$ 1,177,000.00	\$ 1,177,000.00	04/16/07
180576	303	REG	AG0700058	FORT JENNINGS STATE BANK	1.080	04/16/08	1.080	\$ 1,264,497.82	\$ 1,264,497.82	\$ 1,264,497.82	04/16/07
180578	303	REG	AG0700074	MERCHANTS NATIONAL BANK	1.080	04/16/08	1.080	\$ 365,000.00	\$ 365,000.00	\$ 365,000.00	04/16/07
180581	303	REG	AG0700108	OHIO STATE BANK	1.080	04/16/08	1.080	\$ 350,000.00	\$ 350,000.00	\$ 350,000.00	04/16/07
180582	303	REG	AG0700116	CITIZENS NATIONAL OF BLUFFTON	1.080	04/16/08	1.080	\$ 3,138,000.00	\$ 3,138,000.00	\$ 3,138,000.00	04/16/07
180583	303	REG	AG0700124	COMMERCIAL SAVINGS BANK	1.080	04/16/08	1.080	\$ 1,234,688.21	\$ 1,234,688.21	\$ 1,234,688.21	04/16/07
180584	303	REG	AG0700132	HOCKING VALLEY BANK	1.080	04/16/08	1.080	\$ 45,000.00	\$ 45,000.00	\$ 45,000.00	04/16/07
180585	303	REG	AG0700140	HUNTINGTON NATIONAL BANK, NA	1.080	04/16/08	1.080	\$ 1,010,000.00	\$ 1,010,000.00	\$ 1,010,000.00	04/16/07
180586	303	REG	AG0700157	SKY BANK, SALINEVILLE	1.080	04/16/08	1.080	\$ 2,410,145.00	\$ 2,410,145.00	\$ 2,410,145.00	04/16/07
180608	303	REG	AG0700165	MINSTER BANK	1.080	04/16/08	1.080	\$ 100,000.00	\$ 100,000.00	\$ 100,000.00	04/17/07
180609	303	REG	AG0700173	SUTTON BANK	1.080	04/16/08	1.080	\$ 982,265.00	\$ 982,265.00	\$ 982,265.00	04/17/07
180611	303	REG	AG0700199	FIRST FEDERAL BANK OF THE MIDWEST	1.080	04/16/08	1.080	\$ 1,822,500.00	\$ 1,822,500.00	\$ 1,822,500.00	04/17/07
180613	303	REG	AG0700215	STATE BANK & TRUST COMPANY	1.080	04/16/08	1.080	\$ 2,554,600.00	\$ 2,554,600.00	\$ 2,554,600.00	04/17/07
180614	303	REG	AG0700223	METAMORA STATE BANK	1.080	04/16/08	1.080	\$ 600,000.00	\$ 600,000.00	\$ 600,000.00	04/17/07
180615	303	REG	AG0700231	FIRST FEDERAL BANK OF THE MIDWEST	1.080	04/16/08	1.080	\$ 140,000.00	\$ 140,000.00	\$ 140,000.00	04/17/07
180616	303	REG	AG0700249	UNION BANK COMPANY	1.080	04/16/08	1.080	\$ 2,070,000.00	\$ 2,070,000.00	\$ 2,070,000.00	04/17/07
180617	303	REG	AG0700256	KINGSTON NATIONAL BANK	1.080	04/16/08	1.080	\$ 2,567,400.00	\$ 2,567,400.00	\$ 2,567,400.00	04/17/07
180618	303	REG	AG0700264	CITIZENS NATIONAL BANK OF URBANA	1.080	04/16/08	1.080	\$ 525,000.00	\$ 525,000.00	\$ 525,000.00	04/17/07
180619	303	REG	AG0700272	SKY BANK, SALINEVILLE	1.080	04/16/08	1.080	\$ 200,000.00	\$ 200,000.00	\$ 200,000.00	04/17/07
180620	303	REG	AG0700280	GENOA BANKING COMPANY	1.080	04/16/08	1.080	\$ 70,000.00	\$ 70,000.00	\$ 70,000.00	04/17/07
180621	303	REG	AG0700298	CORTLAND SAVINGS & BANKING CO	1.080	04/16/08	1.080	\$ 100,000.00	\$ 100,000.00	\$ 100,000.00	04/17/07
180622	303	REG	AG0700306	FARMERS CITIZENS BANK	1.080	04/16/08	1.080	\$ 540,000.00	\$ 540,000.00	\$ 540,000.00	04/17/07
180623	303	REG	AG0700314	SECURITY NATIONAL BANK & TRUST	1.080	04/16/08	1.080	\$ 2,207,500.00	\$ 2,207,500.00	\$ 2,207,500.00	04/17/07
180624	303	REG	AG0700322	HUNTINGTON NATIONAL BANK, NA	1.080	04/16/08	1.080	\$ 520,000.00	\$ 520,000.00	\$ 520,000.00	04/17/07
180625	303	REG	AG0700330	HUNTINGTON NATIONAL BANK, NA	1.080	04/16/08	1.080	\$ 300,000.00	\$ 300,000.00	\$ 300,000.00	04/17/07
180642	303	REG	AG0700363	DELAWARE COUNTY BANK & TRUST CO.	1.080	04/16/08	1.080	\$ 1,011,262.00	\$ 1,011,262.00	\$ 1,011,262.00	04/18/07
180643	303	REG	AG0700371	RICHWOOD BANKING CO.	1.080	04/16/08	1.080	\$ 865,000.00	\$ 865,000.00	\$ 865,000.00	04/18/07
180644	303	REG	AG0700389	FIRST FEDERAL BANK OF THE MIDWEST	1.080	04/16/08	1.080	\$ 1,570,000.00	\$ 1,570,000.00	\$ 1,570,000.00	04/18/07
180657	303	REG	AG0700439	HUNTINGTON NATIONAL BANK, NA	1.080	04/16/08	1.080	\$ 100,000.00	\$ 100,000.00	\$ 100,000.00	04/19/07
180658	303	REG	AG0700447	HUNTINGTON NATIONAL BANK, NA	1.080	04/16/08	1.080	\$ 585,000.00	\$ 585,000.00	\$ 585,000.00	04/19/07
180659	303	REG	AG0700454	HUNTINGTON NATIONAL BANK, NA	1.080	04/16/08	1.080	\$ 100,000.00	\$ 100,000.00	\$ 100,000.00	04/19/07
180669	303	REG	AG0700488	MERCHANTS NATIONAL BANK	1.080	04/16/08	1.080	\$ 545,000.00	\$ 545,000.00	\$ 545,000.00	04/20/07

PGM: INVS_MONTHEND_INVENTORY
 SOURCE: VisualQED
 MODEL: INVENTORY
 BASIS: SETTLEMENT
 AS-OF: 4/30/07

RICHARD CORDRAY
 TREASURER, STATE OF OHIO

INVESTMENT INVENTORY
 SETTLED POSITIONS AS OF: 4/30/07

INVT#	FUND	GROUP	CUSIP	DESCRIPTION	RATE	MATURITY	YIELD	PAR AMOUNT	BOOK VALUE	US\$ MARKET	IST-PUR
180670	303	REG	AG0700496	MERCHANTS NATIONAL BANK	1.080	04/16/08	1.080	\$ 100,000.00	\$ 100,000.00	\$ 100,000.00	04/20/07
180671	303	REG	AG0700504	ST. HENRY BANK	1.080	04/16/08	1.080	\$ 100,000.00	\$ 100,000.00	\$ 100,000.00	04/20/07
180674	303	REG	AG0700520	JP MORGAN CHASE BANK, NA	1.080	04/16/08	1.080	\$ 100,000.00	\$ 100,000.00	\$ 100,000.00	04/24/07
180675	303	REG	AG0700538	FIRST NATIONAL BANK OF PANDORA	1.080	04/16/08	1.080	\$ 604,000.00	\$ 604,000.00	\$ 604,000.00	04/20/07
180687	303	REG	AG0700546	PEOPLES BANK COMPANY	1.080	04/16/08	1.080	\$ 605,000.00	\$ 605,000.00	\$ 605,000.00	04/23/07
180689	303	REG	AG0700561	CHAMPAIGN NATIONAL BANK	1.080	04/16/08	1.080	\$ 250,000.00	\$ 250,000.00	\$ 250,000.00	04/23/07
180747	303	REG	AG0700595	ADVANTAGE BANK	1.080	04/16/08	1.080	\$ 2,040,000.00	\$ 2,040,000.00	\$ 2,040,000.00	04/26/07
180753	303	REG	AG0700603	WELLS FARGO BANK OHIO, NA	1.080	04/16/08	1.080	\$ 1,076,000.00	\$ 1,076,000.00	\$ 1,076,000.00	04/26/07
								\$ 37,993,358.03	\$ 37,993,358.03		
175350	303	REG	31331VWT9	KEYBANK,NA	1.100	05/11/07	1.100	\$ 1.00	\$ 1.00	\$ 1.00	04/10/06
180572	303	REG	31331XVY5	KEYBANK,NA	1.080	05/09/08	1.080	\$ 70,000,000.00	\$ 70,000,000.00	\$ 70,000,000.00	04/16/07
								\$ 70,000,001.00	\$ 70,000,001.00		
								\$ 8,217,290,032.35	\$ 8,179,351,871.33	\$ 8,183,566,850.35	

RICHARD CORDRAY
TREASURER, STATE OF OHIO

PGM: INVS_MONTHEND_INVENTORY
SOURCE: Visualized
MODEL: INVENTORY
BASIS: SETTLEMENT
AS-OF: 4/30/07

INVESTMENT INVENTORY
SETTLED POSITIONS AS OF: 4/30/07

INVT#	FUND	GROUP	CUSIP	DESCRIPTION	RATE	MATURITY	YIELD	PAR AMOUNT	BOOK VALUE	USS-MARKET	1ST-PUR
179688	302	DPTF	76116EEX4	REF CORP STRIP		01/15/09	4.925	\$ 150,000.00	\$ 136,402.50	\$ 138,711.00	01/31/07
179126	302	DPTF	76116EBS8	REF CORP STRIP		04/15/10	4.420	\$ 10,000.00	\$ 8,632.90	\$ 8,760.00	12/04/06
179690	302	DPTF	76116EFB1	REF CORP STRIP		01/15/11	4.781	\$ 150,000.00	\$ 124,444.50	\$ 127,317.00	01/31/07
179692	302	DPTF	76116EFF2	REF CORP STRIP		01/15/13	4.886	\$ 150,000.00	\$ 112,534.50	\$ 115,888.50	01/31/07
179693	302	DPTF	76116EFH8	REF CORP STRIP		01/15/14	4.926	\$ 150,000.00	\$ 106,912.50	\$ 110,197.50	01/31/07
162210	302	DPTF	76116EFK1	REF CORP STRIP		01/15/15	5.250	\$ 900,000.00	\$ 497,115.00	\$ 628,038.00	08/01/03
718	302	DPTF	76116EFL9	REF CORP STRIP		07/15/15	7.568	\$ 2,408,000.00	\$ 463,660.40	\$ 1,638,090.16	05/14/93
178269	302	DPTF	76116ECF6	REF CORP STRIP		10/15/16	6.720	\$ 3,600,000.00	\$ 898,956.00	\$ 2,293,956.00	10/18/95
179696	302	DPTF	76116EFP0	REF CORP STRIP		01/15/17	4.841	\$ 4,262,000.00	\$ 2,604,167.24	\$ 2,681,906.12	09/27/06
178776	302	DPTF	76116EFP3	REF CORP STRIP		01/15/17	5.090	\$ 150,000.00	\$ 90,952.50	\$ 94,389.00	01/31/07
179055	302	DPTF	76116ECG3	REF CORP STRIP		04/15/17	4.865	\$ 3,475,000.00	\$ 2,104,480.00	\$ 2,155,125.50	11/08/06
179127	302	DPTF	76116ECG3	REF CORP STRIP		04/15/17	4.792	\$ 21,000.00	\$ 12,846.28	\$ 13,023.78	11/28/06
727	302	DPTF	76116ECJ7	REF CORP STRIP		04/15/18	4.660	\$ 41,000.00	\$ 24,292.09	\$ 24,024.36	12/04/06
178563	302	DPTF	76116EFS4	REF CORP STRIP		07/15/18	7.989	\$ 7,000,000.00	\$ 1,119,650.00	\$ 4,048,520.00	02/22/95
728	302	DPTF	76116ECK4	REF CORP STRIP		07/15/18	5.117	\$ 2,312,000.00	\$ 1,277,819.28	\$ 1,337,168.32	10/20/06
729	302	DPTF	76116ECK4	REF CORP STRIP		10/15/18	7.383	\$ 3,000,000.00	\$ 549,780.00	\$ 1,710,840.00	05/22/95
179054	302	DPTF	76116ECK4	REF CORP STRIP		10/15/18	6.760	\$ 2,600,000.00	\$ 563,810.00	\$ 1,462,728.00	10/18/95
160734	302	DPTF	76116ECL2	REF CORP STRIP		10/15/18	4.847	\$ 97,000.00	\$ 54,912.67	\$ 55,317.16	11/28/06
165708	302	DPTF	76116ECL2	REF CORP STRIP		04/15/19	5.010	\$ 100,000.00	\$ 55,335.00	\$ 55,388.00	04/30/07
179699	302	DPTF	76116EFV7	REF CORP STRIP		01/15/20	5.750	\$ 316,000.00	\$ 129,620.04	\$ 167,890.80	04/26/04
179056	302	DPTF	76116EFV7	REF CORP STRIP		01/15/20	5.232	\$ 150,000.00	\$ 76,833.00	\$ 79,695.00	01/31/07
74245	302	DPTF	76116EFT1	REF CORP STRIP		04/15/20	4.887	\$ 70,000.00	\$ 36,688.40	\$ 36,638.70	11/28/06
179700	302	DPTF	76116FAE7	REF CORP STRIP		10/15/20	5.721	\$ 2,300,000.00	\$ 663,205.00	\$ 1,171,574.00	09/28/98
179053	302	DPTF	76116EFX3	REF CORP STRIP		01/15/21	5.251	\$ 150,000.00	\$ 72,754.50	\$ 75,187.50	01/31/07
179704	302	DPTF	76116FAG2	REF CORP STRIP		01/15/21	4.940	\$ 489,000.00	\$ 245,380.20	\$ 245,654.04	11/28/06
		DPTF	76116EGF1	REF CORP STRIP		01/15/25	5.262	\$ 150,000.00	\$ 59,028.00	\$ 61,005.00	01/31/07
								\$ 34,201,000.00	\$ 12,090,191.50	\$ 20,557,033.44	
119251	302	DPTF	313490BF0	FED JUDICIARY		02/15/09	6.960	\$ 1,525,000.00	\$ 805,276.25	\$ 1,401,429.25	10/15/99
119261	302	DPTF	313490BF0	FED JUDICIARY		02/15/09	6.960	\$ 1,432,000.00	\$ 756,167.60	\$ 1,315,965.04	10/15/99
49399	302	DPTF	313490CK8	FED JUDICIARY		02/15/23	6.362	\$ 3,400,000.00	\$ 716,040.00	\$ 1,504,772.00	03/30/98
49401	302	DPTF	313490CM4	FED JUDICIARY		02/15/24	6.332	\$ 2,400,000.00	\$ 478,320.00	\$ 1,005,432.00	03/30/98
								\$ 8,757,000.00	\$ 2,755,803.85	\$ 5,227,598.29	
148815	302	DPTF	31331RP90	FFCB MEDIUM TERM NOTE	5.450	12/11/13	6.040	\$ 2,225,000.00	\$ 2,110,279.00	\$ 2,295,221.00	05/09/01
								\$ 2,225,000.00	\$ 2,110,279.00	\$ 2,295,221.00	
178602	302	DPTF	3133XCFD0	FHLB DEBENTURE	4.000	07/13/07	5.219	\$ 6,015,000.00	\$ 5,966,218.35	\$ 5,999,962.50	11/08/06
75551	302	DPTF	3133M14J5	FHLB DEBENTURE	6.365	11/05/07	5.122	\$ 8,000,000.00	\$ 8,712,500.00	\$ 8,042,480.00	10/19/98
178202	302	DPTF	3133MXFT1	FHLB DEBENTURE	5.103	03/14/08	5.103	\$ 5,015,000.00	\$ 4,848,451.85	\$ 4,914,700.00	09/20/06
74362	302	DPTF	3133M5SM3	FHLB DEBENTURE	5.425	09/24/08	5.220	\$ 4,500,000.00	\$ 4,571,055.00	\$ 4,528,125.00	09/28/98
178636	302	DPTF	3133MTZL5	FHLB DEBENTURE	4.500	11/15/12	5.078	\$ 1,755,000.00	\$ 1,702,665.90	\$ 1,725,393.15	10/26/06
178918	302	DPTF	3133MTZL5	FHLB DEBENTURE	4.500	11/15/12	4.916	\$ 210,000.00	\$ 205,510.20	\$ 206,457.30	11/17/06
								\$ 25,495,000.00	\$ 26,006,401.30	\$ 25,417,117.95	
178204	302	DPTF	3128X3H55	FHLMC DEBENTURE	3.250	11/02/07	5.180	\$ 440,000.00	\$ 430,883.20	\$ 435,586.80	09/20/06
178203	302	DPTF	3134A4UY8	FHLMC DEBENTURE	3.625	02/15/08	5.145	\$ 6,375,000.00	\$ 6,245,205.00	\$ 6,299,328.75	09/20/06
178922	302	DPTF	3134A4UY8	FHLMC DEBENTURE	3.625	02/15/08	5.116	\$ 80,000.00	\$ 78,575.20	\$ 79,050.40	11/17/06
178270	302	DPTF	3134A2DT2	FHLMC DEBENTURE	5.750	04/15/08	4.987	\$ 8,993,000.00	\$ 8,893,591.95	\$ 8,847,242.30	09/27/06
178205	302	DPTF	3134A4V49	FHLMC DEBENTURE	3.875	06/15/08	5.075	\$ 6,730,000.00	\$ 6,596,947.90	\$ 6,643,788.70	09/20/06
152114	302	DPTF	3134A2UJ5	FHLMC DEBENTURE	5.125	10/15/08	4.819	\$ 3,390,000.00	\$ 3,450,647.10	\$ 3,398,475.00	10/29/01

PGM: INV5 MONTHEND_INVENTORY
 SOURCE: VisualGED
 MDEL: INVENTORY
 BASIS: SETTLEMENT
 AS-OF: 4/30/07

RICHARD CDRDRAY
 TREASURER, STATE OF OHIO

INVESTMENT INVENTORY
 SETTLED POSITIONS AS OF: 4/30/07

INVT#	FUND	GROUP	CUSIP	DESCRIPTION	RATE	MATURITY	YIELD	PAR AMOUNT	BOOK VALUE	US\$ MARKET	1ST PUR
178421	302	DPTF	3134A3EM4	FHLMC DEBENTURE	5.750	03/15/09	4.822	\$ 4,160,000.00	\$ 4,247,776.00	\$ 4,223,689.60	10/06/06
178295	302	DPTF	3134A4US1	FHLMC DEBENTURE	4.250	07/15/09	4.851	\$ 6,800,000.00	\$ 6,693,852.00	\$ 6,717,108.00	09/28/06
178429	302	DPTF	3134A4UW2	FHLMC DEBENTURE	4.000	12/15/09	4.831	\$ 1,485,000.00	\$ 1,448,810.55	\$ 1,455,300.00	10/06/06
178350	302	DPTF	3134A33L8	FHLMC DEBENTURE	7.000	03/15/10	4.854	\$ 3,280,000.00	\$ 3,501,006.40	\$ 3,470,666.40	10/03/06
179122	302	DPTF	3134A433L8	FHLMC DEBENTURE	7.000	03/15/10	4.619	\$ 10,000.00	\$ 10,716.20	\$ 10,581.30	12/04/06
178475	302	DPTF	3134A4VB7	FHLMC DEBENTURE	4.125	07/12/10	5.058	\$ 3,225,000.00	\$ 3,123,186.75	\$ 3,161,499.75	10/12/06
178500	302	DPTF	3134A35H5	FHLMC DEBENTURE	6.875	09/15/10	5.072	\$ 1,625,000.00	\$ 1,727,667.50	\$ 1,729,617.50	10/17/06
178923	302	DPTF	3134A4DY7	FHLMC DEBENTURE	5.625	03/15/11	4.931	\$ 3,520,000.00	\$ 3,613,878.40	\$ 3,619,017.60	11/17/06
178300	302	DPTF	3134A4FM1	FHLMC DEBENTURE	6.000	06/15/11	4.897	\$ 7,950,000.00	\$ 8,314,189.50	\$ 8,292,883.50	09/29/06
178642	302	DPTF	3134A4FM1	FHLMC DEBENTURE	6.000	06/15/11	5.045	\$ 315,000.00	\$ 327,275.55	\$ 328,585.95	10/26/06
178299	302	DPTF	3134A4HF4	FHLMC DEBENTURE	5.500	09/15/11	4.868	\$ 9,070,000.00	\$ 9,319,787.80	\$ 9,305,275.80	09/29/06
178302	302	DPTF	3134A4JT2	FHLMC DEBENTURE	5.750	01/15/12	4.902	\$ 9,010,000.00	\$ 9,361,750.40	\$ 9,350,688.10	09/29/06
178338	302	DPTF	3134A4SA3	FHLMC DEBENTURE	4.500	01/15/13	4.927	\$ 6,955,000.00	\$ 6,795,660.95	\$ 6,828,975.40	10/02/06
178643	302	DPTF	3134A4SA3	FHLMC DEBENTURE	4.500	01/15/13	5.019	\$ 370,000.00	\$ 369,828.70	\$ 363,295.60	10/27/06
178635	302	DPTF	3134A4IT7	FHLMC DEBENTURE	4.500	07/15/13	5.095	\$ 3,565,000.00	\$ 3,445,358.60	\$ 3,492,594.85	10/26/06
178456	302	DPTF	3134A4UK8	FHLMC DEBENTURE	4.875	11/15/13	5.053	\$ 6,525,000.00	\$ 6,456,226.50	\$ 6,520,954.50	10/12/06
178641	302	DPTF	3134A4UM4	FHLMC DEBENTURE	4.500	01/15/14	5.094	\$ 150,000.00	\$ 10,391,625.50	\$ 10,539,350.75	10/26/06
179085	302	DPTF	3134A4UM4	FHLMC DEBENTURE	4.500	01/15/14	4.757	\$ 14,165,000.00	\$ 14,764,272.15	\$ 14,671,915.50	11/30/06
178368	302	DPTF	3134A4UX0	FHLMC DEBENTURE	4.500	01/15/15	4.919	\$ 13,788,777.60	\$ 13,788,777.60	\$ 13,788,777.60	10/04/06
178472	302	DPTF	3134A4V55	FHLMC DEBENTURE	4.375	07/17/15	5.079	\$ 6,655,000.00	\$ 6,326,442.65	\$ 6,403,374.45	10/12/06
178225	302	DPTF	3134A4V66	FHLMC DEBENTURE	4.750	11/17/15	5.070	\$ 2,105,000.00	\$ 2,056,016.65	\$ 2,075,403.70	09/21/06
178609	302	DPTF	3134A4ZT4	FHLMC DEBENTURE	4.750	01/19/16	5.181	\$ 4,395,000.00	\$ 4,256,987.00	\$ 4,330,437.45	10/24/06
178224	302	DPTF	3137EAAD1	FHLMC DEBENTURE	5.250	04/18/16	5.087	\$ 8,960,000.00	\$ 9,069,222.40	\$ 9,139,200.00	09/21/06
178562	302	DPTF	3137EAA64	FHLMC DEBENTURE	5.500	07/18/16	5.141	\$ 6,915,000.00	\$ 7,102,742.25	\$ 7,178,668.95	10/20/06
178683	302	DPTF	3137EAAJ8	FHLMC DEBENTURE	5.125	10/18/16	5.027	\$ 5,406,000.00	\$ 5,446,969.90	\$ 5,459,050.00	10/31/06
							\$	\$ 153,200,000.00	\$ 153,003,796.15	\$ 153,635,168.20	
179686	302	DPTF	3134A4LK8	FHLMC STRIP		01/15/08	5.199	\$ 160,000.00	\$ 142,800.00	\$ 144,810.00	01/31/07
173190	302	DPTF	3134A2UH9	FHLMC STRIP		10/15/08	4.446	\$ 780,000.00	\$ 682,349.93	\$ 726,484.20	09/30/05
179121	302	DPTF	3134A2UH9	FHLMC STRIP		10/15/08	4.844	\$ 34,000.00	\$ 31,106.26	\$ 31,667.26	12/04/06
173192	302	DPTF	3128X3RA3	FHLMC STRIP		07/06/09	4.420	\$ 789,000.00	\$ 669,206.13	\$ 710,163.12	09/30/05
159068	302	DPTF	3134A4LU6	FHLMC STRIP		07/15/12	4.790	\$ 7,521,000.00	\$ 4,804,640.43	\$ 5,909,625.75	01/27/03
70663	302	DPTF	3134A1MX5	FHLMC STRIP		02/07/14	5.900	\$ 2,500,000.00	\$ 1,020,000.00	\$ 1,805,875.00	09/01/98
50454	302	DPTF	3134A1X39	FHLMC STRIP		06/01/15	6.206	\$ 6,900,000.00	\$ 2,416,863.00	\$ 4,660,186.00	04/02/98
70664	302	DPTF	3134A1M20	FHLMC STRIP		03/01/16	5.945	\$ 1,900,000.00	\$ 681,530.00	\$ 1,230,402.00	09/01/98
178660	302	DPTF	3134A1M20	FHLMC STRIP		03/01/16	6.162	\$ 3,900,000.00	\$ 1,328,860.00	\$ 2,460,804.00	11/09/98
178759	302	DPTF	3134A1CT5	FHLMC STRIP		09/15/16	5.130	\$ 885,000.00	\$ 536,672.85	\$ 557,257.95	10/30/06
179374	302	DPTF	3134A3Y83	FHLMC STRIP		03/15/17	5.100	\$ 500,000.00	\$ 296,810.00	\$ 306,400.00	11/07/06
178738	302	DPTF	3134A3Y83	FHLMC STRIP		03/15/17	5.020	\$ 429,000.00	\$ 258,468.21	\$ 262,891.20	12/26/06
179375	302	DPTF	3134A4BK9	FHLMC STRIP		03/15/17	5.047	\$ 6,026,000.00	\$ 3,595,894.98	\$ 3,692,732.80	11/06/06
178739	302	DPTF	3134A4BN3	FHLMC STRIP		09/15/18	5.080	\$ 1,698,000.00	\$ 943,222.02	\$ 956,941.86	12/26/06
121236	302	DPTF	3134A1NA4	FHLMC STRIP		09/15/18	5.117	\$ 2,027,355.57	\$ 2,027,355.57	\$ 2,080,136.87	11/06/06
104953	302	DPTF	313400BV4	FHLMC STRIP		01/02/19	6.960	\$ 21,000,000.00	\$ 5,665,170.00	\$ 11,627,490.00	11/08/99
178664	302	DPTF	313400BV4	FHLMC STRIP		11/29/19	6.230	\$ 2,695,000.00	\$ 762,469.40	\$ 1,414,740.25	04/30/99
93767	302	DPTF	313400BV4	FHLMC STRIP		11/29/19	5.278	\$ 1,707,000.00	\$ 863,605.44	\$ 896,089.65	10/30/06
108426	302	DPTF	3134A1HU7	FHLMC STRIP		12/02/19	6.151	\$ 5,100,000.00	\$ 1,438,965.00	\$ 2,676,072.00	01/13/99
178674	302	DPTF	3134A1HU7	FHLMC STRIP		12/02/19	6.720	\$ 1,000,000.00	\$ 258,860.00	\$ 524,720.00	06/21/99
178684	302	DPTF	3134A4BS2	FHLMC STRIP		09/15/20	5.286	\$ 1,146,000.00	\$ 555,718.32	\$ 573,836.58	10/31/06
178680	302	DPTF	3134A4BS2	FHLMC STRIP		09/15/20	5.220	\$ 4,423,000.00	\$ 2,164,041.21	\$ 2,214,728.79	10/31/06
178679	302	DPTF	3134A4BT0	FHLMC STRIP		03/15/21	5.227	\$ 3,286,000.00	\$ 1,598,376.12	\$ 1,598,376.12	10/31/06
178679	302	DPTF	3134A4BT0	FHLMC STRIP		09/15/21	5.246	\$ 6,590,000.00	\$ 3,050,379.20	\$ 3,118,849.30	10/31/06

RICHARD CORDRAY
TREASURER, STATE OF OHIO

INVESTMENT INVENTORY
SETTLED POSITIONS AS OF: 4/30/07

PGM: INVS_MONTHEND_INVENTORY
SOURCE: VisualQED
MODEL: INVENTORY
BASIS: SETTLEMENT
AS-OF: 4/30/07

INVT#	FUND	GROUP	CUSIP	DESCRIPTION	RATE	MATURITY	YIELD	PAR AMOUNT	BOOK VALUE	US\$ MARKET	IST PUR
178682	302	DPTF	31344ABU7	FHLMC STRIP		09/15/21	5.319	\$ 421,000.00	\$ 192,822.21	\$ 199,246.67	10/31/06
178666	302	DPTF	31344AM77	FHLMC STRIP		01/15/22	5.233	\$ 5,619,000.00	\$ 2,561,364.96	\$ 2,608,620.75	10/30/06
178685	302	DPTF	31344ABV5	FHLMC STRIP		03/15/22	5.230	\$ 4,602,000.00	\$ 2,090,702.26	\$ 2,117,886.42	10/31/06
178619	302	DPTF	31344ABW3	FHLMC STRIP		07/15/23	5.406	\$ 2,166,000.00	\$ 928,044.36	\$ 972,144.12	10/26/06
158997	302	DPTF	31344ANB6	FHLMC STRIP		07/15/23	6.036	\$ 3,400,000.00	\$ 1,006,230.00	\$ 1,461,150.00	01/23/03
173969	302	DPTF	31344ACJ1	FHLMC STRIP		09/15/28	5.180	\$ 1,292,000.00	\$ 391,074.72	\$ 411,895.48	12/14/05
								\$ 102,010,000.00	\$ 42,920,545.42	\$ 57,942,224.14	
178779	302	DPTF	31359MW65	FNMA DEBENTURE	3.000	08/15/07	5.221	\$ 5,830,000.00	\$ 5,733,280.30	\$ 5,793,562.50	11/08/06
178782	302	DPTF	31359MYZ0	FNMA DEBENTURE	4.250	09/15/07	5.251	\$ 4,695,000.00	\$ 4,656,031.50	\$ 4,678,849.20	11/08/06
178517	302	DPTF	31359MGH0	FNMA DEBENTURE	6.625	10/15/07	5.192	\$ 9,785,000.00	\$ 9,918,760.95	\$ 9,846,156.25	10/18/06
178484	302	DPTF	31359MWQ2	FNMA DEBENTURE	3.125	12/15/07	5.215	\$ 4,585,000.00	\$ 4,477,160.80	\$ 4,526,266.15	10/13/06
178603	302	DPTF	31359MZT3	FNMA DEBENTURE	4.625	01/15/08	5.225	\$ 8,415,000.00	\$ 8,355,253.50	\$ 8,390,835.10	10/24/06
178238	302	DPTF	31359MDU4	FNMA DEBENTURE	6.000	05/15/08	5.004	\$ 6,080,000.00	\$ 6,174,179.20	\$ 6,135,084.80	09/22/06
178236	302	DPTF	31359ME41	FNMA DEBENTURE	3.875	07/15/08	5.036	\$ 4,865,000.00	\$ 4,767,991.90	\$ 4,799,614.40	09/22/06
178237	302	DPTF	31359MSQ7	FNMA DEBENTURE	3.250	08/15/08	4.987	\$ 4,435,000.00	\$ 4,297,071.50	\$ 4,339,381.40	09/22/06
178921	302	DPTF	31359MTF0	FNMA DEBENTURE	3.750	09/15/08	5.086	\$ 3,825,000.00	\$ 3,729,604.50	\$ 3,784,029.50	09/20/06
178211	302	DPTF	31359MZH9	FNMA DEBENTURE	4.500	10/15/08	4.997	\$ 25,000.00	\$ 24,775.25	\$ 24,859.50	11/17/06
179123	302	DPTF	31359MTR4	FNMA DEBENTURE	3.375	12/15/08	5.017	\$ 3,490,000.00	\$ 3,370,013.80	\$ 3,407,112.50	09/20/06
178422	302	DPTF	31359MEK5	FNMA DEBENTURE	5.250	01/15/09	4.842	\$ 55,000.00	\$ 55,663.30	\$ 55,326.70	12/04/06
178920	302	DPTF	31359MTZ6	FNMA DEBENTURE	3.250	02/15/09	4.834	\$ 2,070,000.00	\$ 1,997,653.50	\$ 2,013,075.00	10/06/06
178286	302	DPTF	31359MK69	FNMA DEBENTURE	3.250	02/15/09	4.951	\$ 295,000.00	\$ 284,447.85	\$ 286,887.50	11/17/06
178425	302	DPTF	31359MVE0	FNMA DEBENTURE	4.875	04/15/09	4.852	\$ 8,339,250.85	\$ 8,339,250.85	\$ 8,340,251.05	09/28/06
178207	302	DPTF	31359MEV1	FNMA DEBENTURE	4.250	05/15/09	4.833	\$ 4,925,000.00	\$ 4,855,212.75	\$ 4,872,696.50	10/06/06
178430	302	DPTF	31359MEY5	FNMA DEBENTURE	6.375	06/15/09	4.993	\$ 5,315,000.00	\$ 5,500,174.60	\$ 5,479,446.10	09/20/06
178428	302	DPTF	31359MFG3	FNMA DEBENTURE	6.625	09/15/09	4.852	\$ 11,140,000.00	\$ 11,674,942.80	\$ 11,585,600.00	10/06/06
178919	302	DPTF	31359MFG3	FNMA DEBENTURE	7.250	01/15/10	4.864	\$ 6,065,000.00	\$ 6,497,616.45	\$ 6,436,481.25	10/06/06
178273	302	DPTF	31359MXH1	FNMA DEBENTURE	7.250	01/15/10	4.960	\$ 30,000.00	\$ 31,984.20	\$ 31,837.50	11/17/06
178351	302	DPTF	31359MC92	FNMA DEBENTURE	3.875	02/15/10	4.862	\$ 3,115,000.00	\$ 3,020,023.65	\$ 3,042,981.20	09/27/06
143511	302	DPTF	31359MFC9	FNMA DEBENTURE	4.125	05/15/10	4.839	\$ 3,505,000.00	\$ 3,422,702.60	\$ 3,439,281.25	10/03/06
178349	302	DPTF	31359MFS7	FNMA DEBENTURE	7.125	06/15/10	6.924	\$ 1,000,000.00	\$ 1,014,020.00	\$ 1,066,880.00	08/10/00
178352	302	DPTF	31359MYN7	FNMA DEBENTURE	7.125	06/15/10	4.854	\$ 3,250,000.00	\$ 3,496,902.50	\$ 3,467,360.00	10/03/06
178473	302	DPTF	31359MGJ6	FNMA DEBENTURE	4.250	08/15/10	4.852	\$ 2,900,000.00	\$ 2,838,984.00	\$ 2,852,875.00	10/03/06
178628	302	DPTF	31359MF40	FNMA DEBENTURE	6.625	11/15/10	5.074	\$ 4,705,000.00	\$ 3,382,565.20	\$ 4,984,382.90	10/12/06
179124	302	DPTF	31359MF40	FNMA DEBENTURE	4.500	02/15/11	5.084	\$ 3,460,000.00	\$ 3,382,565.20	\$ 3,426,472.60	10/26/06
178637	302	DPTF	31359MM26	FNMA DEBENTURE	4.500	02/15/11	4.615	\$ 25,000.00	\$ 24,889.75	\$ 24,757.75	12/04/06
178301	302	DPTF	31359MUH7	FNMA DEBENTURE	5.125	04/15/11	5.088	\$ 2,175,000.00	\$ 2,178,132.00	\$ 2,198,120.25	10/26/06
178324	302	DPTF	31359MMQ3	FNMA DEBENTURE	6.000	05/15/11	4.899	\$ 4,015,000.00	\$ 4,195,795.45	\$ 4,185,637.50	09/29/06
178271	302	DPTF	31359MMQ3	FNMA DEBENTURE	6.125	03/15/12	4.930	\$ 4,565,000.00	\$ 4,822,922.50	\$ 4,817,490.15	10/02/06
178649	302	DPTF	31359MTG8	FNMA DEBENTURE	4.625	10/15/13	4.909	\$ 8,265,000.00	\$ 8,126,313.30	\$ 8,148,794.10	09/27/06
178387	302	DPTF	31359MU45	FNMA DEBENTURE	4.125	04/15/14	5.023	\$ 15,830,000.00	\$ 14,953,651.20	\$ 15,117,650.00	10/27/06
178389	302	DPTF	31359MA45	FNMA DEBENTURE	5.000	04/15/15	4.945	\$ 5,635,000.00	\$ 6,944,246.00	\$ 6,988,844.40	10/04/06
178453	302	DPTF	31359MZC0	FNMA DEBENTURE	4.375	10/15/15	4.941	\$ 7,240,000.00	\$ 6,944,246.00	\$ 6,988,844.40	10/04/06
178532	302	DPTF	31359MH89	FNMA DEBENTURE	5.000	03/15/16	5.117	\$ 720,000.00	\$ 713,736.00	\$ 722,023.20	10/11/06
178532	302	DPTF	31359MS81	FNMA DEBENTURE	5.375	07/15/16	5.109	\$ 4,705,000.00	\$ 4,799,711.65	\$ 4,843,232.90	10/18/06
								\$ 169,370,000.00	\$ 169,303,324.95	\$ 169,789,057.95	
25361	302	DPTF	31364BRF9	FNMA MEDIUM TERM NOTE	6.080	12/15/10	6.202	\$ 5,800,000.00	\$ 5,736,562.50	\$ 6,045,166.00	11/03/97
148816	302	DPTF	31364BRF9	FNMA MEDIUM TERM NOTE	6.080	12/15/10	5.940	\$ 2,730,000.00	\$ 2,757,463.80	\$ 2,845,397.10	05/09/01
								\$ 8,530,000.00	\$ 8,494,026.30	\$ 8,890,563.10	

PGM: INVS_MONTHEND_INVENTORY
 SOURCE: VisiQED
 MODEL: INVENTORY
 BASIS: SETTLEMENT
 AS-OF: 4/30/07

RICHARD CDRDRAY
 TREASURER, STATE OF OHIO

INVESTMENT INVENTORY
 SETTLED POSITIONS AS OF: 4/30/07

INVT#	FUND	GRDUP	CUSIP	DESCRIPTION	RATE	MATURITY	YIELD	PAR AMOUNT	BOOK VALUE	US\$ MARKET	IST PUR
173167	302	DPTF	31358CS23	FNMA STRIP		05/15/07	4.343	\$ 10,651,000.00	\$ 9,931,524.95	\$ 10,629,271.96	09/29/05
173191	302	DPTF	31358CS31	FNMA STRIP		11/15/07	4.360	\$ 954,000.00	\$ 870,448.68	\$ 928,757.16	09/30/05
179689	302	DPTF	31359YBK2	FNMA STRIP		01/15/10	5.055	\$ 150,000.00	\$ 129,405.00	\$ 131,998.50	01/31/07
89206	302	DPTF	31364DHZ5	FNMA STRIP		04/08/10	5.596	\$ 7,000,000.00	\$ 3,734,710.00	\$ 6,092,310.00	11/20/98
173193	302	DPTF	31359YD25	FNMA STRIP		09/15/10	4.472	\$ 895,000.00	\$ 718,765.55	\$ 764,079.40	09/30/05
48908	302	DPTF	31364DJA5	FNMA STRIP		10/08/10	6.100	\$ 5,145,000.00	\$ 2,422,780.50	\$ 4,378,960.95	03/26/98
96121	302	DPTF	31364DJB3	FNMA STRIP		04/08/11	5.960	\$ 4,231,000.00	\$ 2,010,444.27	\$ 3,533,561.96	08/07/98
173194	302	DPTF	31358CX27	FNMA STRIP		08/07/11	5.620	\$ 4,622,000.00	\$ 2,312,802.58	\$ 3,792,258.56	02/10/99
173195	302	DPTF	31359YGE1	FNMA STRIP		09/15/11	4.528	\$ 319,000.00	\$ 244,299.77	\$ 260,173.21	09/30/05
70369	302	DPTF	31358C786	FNMA STRIP		05/15/12	4.556	\$ 2,563,000.00	\$ 1,901,665.37	\$ 2,043,146.71	09/30/05
173950	302	DPTF	31358AEL0	FNMA STRIP		08/12/12	5.880	\$ 5,000,000.00	\$ 2,227,060.46	\$ 3,899,650.00	08/28/98
96171	302	DPTF	31359YBR7	FNMA STRIP		01/15/13	4.985	\$ 483,000.00	\$ 340,640.58	\$ 368,244.03	12/12/05
173951	302	DPTF	31358CX50	FNMA STRIP		02/07/13	5.940	\$ 3,200,000.00	\$ 1,410,784.00	\$ 2,432,832.00	02/10/99
634	302	DPTF	31359YBT3	FNMA STRIP		01/15/14	5.035	\$ 407,000.00	\$ 272,173.11	\$ 294,480.78	12/12/05
3584	302	DPTF	313586QR3	FNMA STRIP		07/05/14	7.417	\$ 10,000,000.00	\$ 2,483,300.00	\$ 7,062,700.00	05/22/95
47369	302	DPTF	313586QR3	FNMA STRIP		07/05/14	7.250	\$ 6,000,000.00	\$ 1,679,940.00	\$ 4,237,620.00	08/20/96
48911	302	DPTF	31364DJK3	FNMA STRIP		07/05/14	6.295	\$ 14,000,000.00	\$ 5,091,520.00	\$ 9,887,780.00	03/10/98
48915	302	DPTF	31364DJL1	FNMA STRIP		04/08/15	6.205	\$ 5,645,000.00	\$ 1,993,531.75	\$ 3,814,044.25	03/26/98
173952	302	DPTF	31359YBX4	FNMA STRIP		10/08/15	6.225	\$ 9,045,000.00	\$ 3,087,601.20	\$ 5,949,620.10	03/26/98
178745	302	DPTF	31359YBX4	FNMA STRIP		01/15/16	5.100	\$ 376,000.00	\$ 225,585.00	\$ 244,215.00	12/12/05
51248	302	DPTF	31359YBX4	FNMA STRIP		01/15/16	5.057	\$ 1,686,000.00	\$ 1,065,366.54	\$ 1,097,990.64	11/06/06
51249	302	DPTF	31364DJM9	FNMA STRIP		10/08/16	6.260	\$ 5,000,000.00	\$ 1,650,550.00	\$ 3,202,100.00	04/15/98
178667	302	DPTF	31364DJN7	FNMA STRIP		10/08/16	6.262	\$ 5,000,000.00	\$ 1,599,900.00	\$ 3,116,450.00	04/15/98
173953	302	DPTF	31359YBZ9	FNMA STRIP		11/15/16	5.049	\$ 10,495,000.00	\$ 6,361,019.50	\$ 6,540,169.15	10/30/06
99045	302	DPTF	31359MEL3	FNMA STRIP		01/15/17	5.100	\$ 317,000.00	\$ 181,355.70	\$ 195,902.83	12/13/05
95441	302	DPTF	31358C7L4	FNMA STRIP		06/01/17	6.225	\$ 10,000,000.00	\$ 3,279,700.00	\$ 6,019,600.00	03/24/99
70667	302	DPTF	31358CY67	FNMA STRIP		08/07/17	5.910	\$ 5,005,000.00	\$ 1,704,703.00	\$ 2,993,640.65	02/10/99
82961	302	DPTF	008452CL6	FNMA STRIP		02/01/18	5.978	\$ 2,000,000.00	\$ 637,320.00	\$ 1,123,360.00	09/01/98
173954	302	DPTF	31369YCD7	FNMA STRIP		02/12/18	6.158	\$ 2,007,000.00	\$ 624,136.86	\$ 1,169,458.83	11/09/98
179698	302	DPTF	31359YCD7	FNMA STRIP		01/15/19	5.190	\$ 317,000.00	\$ 162,107.46	\$ 174,930.11	12/13/05
70368	302	DPTF	31358ACM0	FNMA STRIP		01/15/19	5.375	\$ 150,000.00	\$ 79,561.50	\$ 82,774.50	01/31/07
104954	302	DPTF	31358ACM0	FNMA STRIP		02/01/19	5.995	\$ 270,000.00	\$ 80,796.73	\$ 143,591.40	08/28/98
178654	302	DPTF	31358C7R1	FNMA STRIP		02/01/19	6.310	\$ 5,665,000.00	\$ 1,660,581.45	\$ 3,012,760.30	04/30/99
3448	302	DPTF	313586RC5	FNMA STRIP		05/15/19	5.235	\$ 3,225,000.00	\$ 1,686,030.00	\$ 1,744,434.75	10/27/06
104952	302	DPTF	313586RC5	FNMA STRIP		10/09/19	7.220	\$ 1,500,000.00	\$ 290,220.00	\$ 760,035.00	08/12/96
178663	302	DPTF	313586RC5	FNMA STRIP		10/09/19	6.231	\$ 2,500,000.00	\$ 713,225.00	\$ 1,266,725.00	04/30/99
147427	302	DPTF	31358C7S9	FNMA STRIP		11/15/19	5.260	\$ 651,000.00	\$ 330,760.08	\$ 342,002.85	10/30/06
173955	302	DPTF	31359YCF2	FNMA STRIP		01/15/20	6.341	\$ 1,140,000.00	\$ 351,302.40	\$ 593,746.20	03/07/01
147428	302	DPTF	31359YCF2	FNMA STRIP		01/15/20	5.240	\$ 314,000.00	\$ 151,508.14	\$ 163,540.62	12/13/05
178426	302	DPTF	31359YCG0	FNMA STRIP		07/15/20	6.341	\$ 1,140,000.00	\$ 340,506.60	\$ 575,483.40	03/07/01
178740	302	DPTF	31359YCG0	FNMA STRIP		07/15/20	5.183	\$ 5,919,000.00	\$ 2,925,051.42	\$ 2,987,970.39	10/06/06
128968	302	DPTF	31358C7U4	FNMA STRIP		11/15/20	5.237	\$ 4,000,000.00	\$ 3,285,074.73	\$ 3,362,875.74	11/06/06
173956	302	DPTF	31364DNW2	FNMA STRIP		03/23/21	7.085	\$ 4,895,000.00	\$ 918,760.00	\$ 1,922,280.00	02/07/06
173957	302	DPTF	31359YCK1	FNMA STRIP		05/15/21	5.310	\$ 4,895,000.00	\$ 2,263,419.60	\$ 2,355,082.40	10/27/06
143510	302	DPTF	31358C7V2	FNMA STRIP		01/15/22	5.250	\$ 318,000.00	\$ 138,142.38	\$ 147,408.90	12/13/05
108978	302	DPTF	31359YCM7	FNMA STRIP		01/15/23	5.250	\$ 317,000.00	\$ 130,752.99	\$ 139,600.46	12/13/05
147429	302	DPTF	31358CZ90	FNMA STRIP		02/07/23	6.830	\$ 2,135,000.00	\$ 471,366.65	\$ 937,307.70	08/10/00
173968	302	DPTF	31358CZ43	FNMA STRIP		08/07/23	6.860	\$ 3,000,000.00	\$ 591,450.00	\$ 1,282,920.00	06/28/99
173969	302	DPTF	31359YCP0	FNMA STRIP		01/15/24	6.271	\$ 1,143,000.00	\$ 278,697.69	\$ 477,053.91	03/07/01
143509	302	DPTF	31359YCP0	FNMA STRIP		01/15/24	5.250	\$ 279,000.00	\$ 109,267.56	\$ 116,446.23	12/13/05
						02/07/24	6.800	\$ 1,505,000.00	\$ 312,829.30	\$ 625,914.45	08/10/00

PGM: INVS_MONTHEND_INVENTORY
 SOURCE: VISUALQED
 MODEL: INVENTORY
 BASIS: SETTLEMENT
 AS-OF: 4/30/07

RICHARD CORDRAY
 TREASURER, STATE OF OHIO

INVESTMENT INVENTORY
 SETTLED POSITIONS AS OF: 4/30/07

INVT#	FUND	GROUP	CUSIP	DESCRIPTION	RATE	MATURITY	YIELD	PAR AMOUNT	BOOK VALUE	USS-MARKET	1ST-PUR
132101	302	DPTF	313588C2C9	FNMA STRIP		08/07/24	6.710	\$ 4,405,000.00	\$ 879,017.75	\$ 1,783,892.85	03/06/00
173959	302	DPTF	313593YCR6	FNMA STRIP		01/15/25	5.290	\$ 266,000.00	\$ 98,180.60	\$ 105,059.36	12/13/05
143508	302	DPTF	313588C2D7	FNMA STRIP		02/07/25	6.790	\$ 2,195,000.00	\$ 427,761.60	\$ 864,215.40	08/10/00
128970	302	DPTF	31364DKF2	FNMA STRIP		04/08/25	6.960	\$ 1,250,000.00	\$ 223,375.00	\$ 482,000.00	02/07/00
147430	302	DPTF	313593YCT2	FNMA STRIP		01/15/26	6.241	\$ 2,350,000.00	\$ 510,114.50	\$ 882,848.00	03/07/01
162858	302	DPTF	313593YCT2	FNMA STRIP		01/15/26	5.230	\$ 267,000.00	\$ 94,640.82	\$ 100,306.56	12/13/05
173965	302	DPTF	31364DKL9	FNMA STRIP		10/08/27	6.610	\$ 2,617,000.00	\$ 488,018.16	\$ 888,942.56	12/11/01
173971	302	DPTF	313593YCX3	FNMA STRIP		01/15/28	5.250	\$ 513,000.00	\$ 163,318.68	\$ 174,384.35	12/14/05
173966	302	DPTF	313593YCY1	FNMA STRIP		07/15/28	5.270	\$ 402,000.00	\$ 124,161.72	\$ 133,202.70	12/14/05
173967	302	DPTF	313593YD80	FNMA STRIP		01/15/29	5.230	\$ 513,000.00	\$ 155,772.45	\$ 165,770.82	12/14/05
173972	302	DPTF	313593YEA1	FNMA STRIP		01/15/30	5.180	\$ 513,000.00	\$ 149,678.01	\$ 158,229.72	12/14/05
						05/16/30	5.180	\$ 1,558,000.00	\$ 446,896.72	\$ 474,239.62	12/14/05
								\$ 196,210,000.00	\$ 81,245,402.06	\$ 125,632,562.92	
162140	302	DPTF	31771C3Z6	FICO STRIP		09/07/09	4.051	\$ 750,000.00	\$ 587,107.96	\$ 670,792.50	07/29/03
162141	302	DPTF	31771J3V0	FICO STRIP		09/26/09	4.051	\$ 265,000.00	\$ 207,007.40	\$ 236,443.60	07/29/03
162142	302	DPTF	31771CVF9	FICO STRIP		02/03/10	4.193	\$ 748,000.00	\$ 570,903.52	\$ 656,945.96	07/29/03
162143	302	DPTF	31771DBZ5	FICO STRIP		04/05/13	4.975	\$ 750,000.00	\$ 466,020.00	\$ 565,635.00	07/29/03
162144	302	DPTF	31771CEW1	FICO STRIP		05/30/16	5.577	\$ 400,000.00	\$ 197,431.94	\$ 255,864.00	07/29/03
178656	302	DPTF	31771KAA5	FICO STRIP		09/26/19	5.200	\$ 3,991,000.00	\$ 2,056,682.03	\$ 2,123,012.45	10/27/06
								\$ 6,904,000.00	\$ 4,085,152.85	\$ 4,508,693.51	
146173	302	DPTF	STAR30210	STAR OHIO 27044	5.180			\$ 1,919,609.73	\$ 1,919,609.73	\$ 1,919,609.73	12/31/00
								\$ 1,919,609.73	\$ 1,919,609.73	\$ 1,919,609.73	
178608	302	DPTF	880591DB5	TVA DEBENTURE	5.375	11/13/08	5.158	\$ 8,585,000.00	\$ 8,620,541.90	\$ 8,639,257.20	10/24/06
178339	302	DPTF	880591CW0	TVA DEBENTURE	6.000	03/15/13	4.968	\$ 9,905,000.00	\$ 10,463,146.75	\$ 10,476,815.65	10/02/06
148636	302	DPTF	880591DW9	TVA DEBENTURE	4.750	08/01/13	5.141	\$ 6,500,000.00	\$ 6,355,765.00	\$ 6,452,420.00	10/24/06
178261	302	DPTF	880591CU4	TVA DEBENTURE	6.250	12/15/17	6.335	\$ 6,250,000.00	\$ 6,195,312.50	\$ 6,876,312.50	05/01/01
						12/15/17	4.944	\$ 12,120,000.00	\$ 13,469,440.80	\$ 13,334,545.20	09/26/06
								\$ 43,360,000.00	\$ 45,104,206.95	\$ 45,779,350.55	
88311	302	DPTF	880591ELY8	TVA STRIP		01/15/09	5.520	\$ 7,868,000.00	\$ 4,411,438.87	\$ 7,064,759.49	11/19/98
51251	302	DPTF	880591EGG3	TVA STRIP		11/01/09	6.090	\$ 6,000,000.00	\$ 3,001,740.00	\$ 5,332,560.00	04/15/98
51309	302	DPTF	880591EBN3	TVA STRIP		10/15/10	6.090	\$ 1,000,000.00	\$ 472,500.00	\$ 851,410.00	04/16/98
87366	302	DPTF	880591EBN3	TVA STRIP		10/15/10	5.626	\$ 4,527,000.00	\$ 2,338,104.96	\$ 3,854,333.07	11/18/98
50812	302	DPTF	880591EGL2	TVA STRIP		11/01/11	6.125	\$ 11,000,000.00	\$ 4,853,750.00	\$ 8,922,760.00	04/09/98
179691	302	DPTF	880591EME1	TVA STRIP		01/15/12	5.051	\$ 150,000.00	\$ 117,150.00	\$ 120,373.50	01/31/07
93327	302	DPTF	880591EBR4	TVA STRIP		04/15/12	5.832	\$ 6,000,000.00	\$ 2,742,000.00	\$ 4,790,160.00	09/01/98
52856	302	DPTF	880591GMO	TVA STRIP		05/01/12	5.716	\$ 19,000,000.00	\$ 8,967,240.00	\$ 15,166,940.00	01/05/99
121239	302	DPTF	880591EGP3	TVA STRIP		05/01/13	6.290	\$ 1,266,000.00	\$ 500,019.36	\$ 951,576.24	05/01/98
51310	302	DPTF	880591GQ1	TVA STRIP		05/01/13	5.750	\$ 940,000.00	\$ 410,704.80	\$ 706,541.60	09/23/98
70370	302	DPTF	880591EGP3	TVA STRIP		05/01/13	6.950	\$ 7,000,000.00	\$ 2,786,770.00	\$ 5,261,480.00	11/08/99
178737	302	DPTF	880591EKS2	TVA STRIP		11/01/13	6.200	\$ 1,000,000.00	\$ 387,150.00	\$ 732,590.00	04/16/98
96115	302	DPTF	880591EMN1	TVA STRIP		12/15/13	5.930	\$ 1,055,000.00	\$ 431,539.44	\$ 767,639.10	08/28/98
50811	302	DPTF	880591EMN1	TVA STRIP		01/15/16	5.057	\$ 4,000,000.00	\$ 2,527,560.00	\$ 2,606,600.00	11/06/06
50809	302	DPTF	880591EMP2	TVA STRIP		01/15/16	5.115	\$ 1,303,000.00	\$ 819,078.83	\$ 849,089.95	11/06/06
178665	302	DPTF	880591EGY4	TVA STRIP		07/15/17	6.020	\$ 7,000,000.00	\$ 2,343,740.00	\$ 4,200,630.00	02/04/99
						11/01/17	6.220	\$ 7,000,000.00	\$ 2,112,250.00	\$ 4,130,350.00	04/09/98
						05/01/18	6.260	\$ 2,250,000.00	\$ 653,355.00	\$ 1,292,715.00	04/09/98
						11/01/19	5.360	\$ 367,000.00	\$ 184,487.23	\$ 193,177.79	10/30/06

PGM: INVS_MONTHEND_INVENTORY
 SOURCE: V/suaidc
 MODEL: INVENTORY
 BASIS: SETTLEMENT
 AS-OF: 4/30/07

RICHARD CORDRAY
 TREASURER, STATE OF OHIO

INVESTMENT INVENTORY
 SETTLED POSITIONS AS OF: 4/30/07

INVT#	FUND	GROUP	CUSIP	DESCRIPTION	RATE	MATURITY	YIELD	PAR AMOUNT	BOOK VALUE	US\$ MARKET	IST PUR
178655	302	DPTF	88059EMW1	TVA STRIP		01/15/20	5.320	\$ 6,099,000.00	\$ 3,047,060.40	\$ 3,174,712.47	10/27/06
178620	302	DPTF	88059EHH0	TVA STRIP		05/01/22	5.485	\$ 1,512,000.00	\$ 652,987.44	\$ 689,729.04	10/25/06
179128	302	DPTF	88059EHH0	TVA STRIP		05/01/22	5.100	\$ 7,118,000.00	\$ 330,466.68	\$ 327,530.06	12/04/06
50860	302	DPTF	88059EHJ6	TVA STRIP		11/01/22	6.260	\$ 14,828,000.00	\$ 3,264,977.32	\$ 6,588,970.08	04/13/98
179702	302	DPTF	88059ENC4	TVA STRIP		01/15/23	5.440	\$ 150,000.00	\$ 63,690.00	\$ 65,934.00	01/31/07
128969	302	DPTF	88059EHL1	TVA STRIP		11/01/23	6.985	\$ 2,401,000.00	\$ 470,658.03	\$ 1,011,877.44	02/07/00
								\$ 114,235,000.00	\$ 47,890,428.36	\$ 79,654,448.83	
178533	302	DPTF	912828DW7	US TREASURY NOTE	3.500	05/31/07	5.055	\$ 4,008,000.00	\$ 3,970,425.00	\$ 4,002,990.00	10/18/06
								\$ 4,008,000.00	\$ 3,970,425.00	\$ 4,002,990.00	
178318	302	DPTF	912820CA3	US TREASURY STRIP (P)		08/15/07	5.950	\$ 50,000.00	\$ 47,931.50	\$ 49,293.50	10/04/06
178573	302	DPTF	912820CA3	US TREASURY STRIP (P)		08/15/07	5.060	\$ 138,000.00	\$ 132,562.80	\$ 136,060.06	10/26/06
178963	302	DPTF	912820CA3	US TREASURY STRIP (P)		08/15/07	4.880	\$ 50,000.00	\$ 48,306.50	\$ 49,293.50	11/28/06
179281	302	DPTF	912820HK6	US TREASURY STRIP (P)		11/15/07	4.921	\$ 250,000.00	\$ 239,195.00	\$ 243,422.50	12/18/06
180355	302	DPTF	912820CQ8	US TREASURY STRIP (P)		02/15/08	4.890	\$ 50,000.00	\$ 47,941.50	\$ 48,089.50	04/03/07
180507	302	DPTF	912820CQ8	US TREASURY STRIP (P)		02/15/08	5.019	\$ 100,000.00	\$ 95,896.00	\$ 96,179.00	04/12/07
180723	302	DPTF	912820HQ3	US TREASURY STRIP (P)		02/15/08	4.969	\$ 100,000.00	\$ 96,170.00	\$ 96,179.00	04/30/07
178319	302	DPTF	912820JD0	US TREASURY STRIP (P)		08/15/08	4.670	\$ 50,000.00	\$ 46,877.00	\$ 47,023.00	10/04/06
178574	302	DPTF	912820JD0	US TREASURY STRIP (P)		08/15/08	4.849	\$ 138,000.00	\$ 126,570.84	\$ 129,783.48	11/28/06
178984	302	DPTF	912820JD0	US TREASURY STRIP (P)		08/15/08	4.680	\$ 50,000.00	\$ 46,187.00	\$ 47,023.00	10/26/06
179282	302	DPTF	912820MH7	US TREASURY STRIP (P)		11/15/08	4.650	\$ 250,000.00	\$ 228,997.50	\$ 232,577.50	12/18/06
180356	302	DPTF	912820JW8	US TREASURY STRIP (P)		02/15/09	4.590	\$ 50,000.00	\$ 45,931.50	\$ 46,018.50	04/03/07
180508	302	DPTF	912820JW8	US TREASURY STRIP (P)		02/15/09	4.775	\$ 100,000.00	\$ 91,661.00	\$ 92,037.00	04/12/07
180724	302	DPTF	912820JW8	US TREASURY STRIP (P)		08/15/09	4.645	\$ 100,000.00	\$ 92,086.00	\$ 92,037.00	04/30/07
178320	302	DPTF	912820EA1	US TREASURY STRIP (P)		08/15/09	4.590	\$ 50,000.00	\$ 43,905.50	\$ 45,077.00	10/04/06
178575	302	DPTF	912820EA1	US TREASURY STRIP (P)		08/15/09	4.778	\$ 138,000.00	\$ 120,885.24	\$ 124,412.52	10/26/06
178985	302	DPTF	912820EA1	US TREASURY STRIP (P)		08/15/09	4.600	\$ 50,000.00	\$ 44,193.00	\$ 45,077.00	11/28/06
179283	302	DPTF	912820UJ7	US TREASURY STRIP (P)		11/15/09	4.542	\$ 250,000.00	\$ 219,382.50	\$ 222,960.00	12/18/06
179125	302	DPTF	912820EM5	US TREASURY STRIP (P)		02/15/10	4.390	\$ 16,000.00	\$ 13,925.12	\$ 14,117.12	12/04/06
180357	302	DPTF	912820EM5	US TREASURY STRIP (P)		02/15/10	4.500	\$ 50,000.00	\$ 44,004.50	\$ 44,116.00	04/03/07
180725	302	DPTF	912820LH8	US TREASURY STRIP (P)		02/15/10	4.520	\$ 100,000.00	\$ 88,254.00	\$ 88,232.00	04/30/07
180509	302	DPTF	912820PD3	US TREASURY STRIP (P)		02/15/10	4.670	\$ 100,000.00	\$ 87,691.00	\$ 88,232.00	04/12/07
178321	302	DPTF	912820FT9	US TREASURY STRIP (P)		08/15/10	4.550	\$ 50,000.00	\$ 42,021.00	\$ 43,123.00	10/04/06
178986	302	DPTF	912820FT9	US TREASURY STRIP (P)		08/15/10	4.525	\$ 50,000.00	\$ 42,343.00	\$ 43,123.00	11/28/06
178576	302	DPTF	912820MA2	US TREASURY STRIP (P)		11/15/10	4.494	\$ 138,000.00	\$ 115,459.08	\$ 119,019.48	10/26/06
179284	302	DPTF	912820M3	US TREASURY STRIP (P)		02/15/11	4.445	\$ 250,000.00	\$ 210,132.50	\$ 213,720.00	12/18/06
180358	302	DPTF	912820GC5	US TREASURY STRIP (P)		02/15/11	4.540	\$ 50,000.00	\$ 42,025.50	\$ 42,195.00	04/03/07
180610	302	DPTF	912820GC5	US TREASURY STRIP (P)		02/15/11	4.610	\$ 100,000.00	\$ 83,924.00	\$ 84,390.00	04/12/07
180726	302	DPTF	912820GL5	US TREASURY STRIP (P)		08/15/11	4.520	\$ 50,000.00	\$ 40,230.00	\$ 41,312.50	10/04/06
178322	302	DPTF	912820GL5	US TREASURY STRIP (P)		08/15/11	4.680	\$ 138,000.00	\$ 110,497.98	\$ 114,022.50	10/26/06
178577	302	DPTF	912833DA5	US TREASURY STRIP		08/15/11	4.445	\$ 50,000.00	\$ 40,640.00	\$ 41,468.50	11/28/06
178987	302	DPTF	912820XV1	US TREASURY STRIP (P)		11/30/11	4.486	\$ 250,000.00	\$ 200,705.00	\$ 203,737.50	12/18/06
179285	302	DPTF	912820GV3	US TREASURY STRIP (P)		02/15/12	4.460	\$ 50,000.00	\$ 40,334.50	\$ 40,346.50	04/12/07
180359	302	DPTF	912820GV3	US TREASURY STRIP (P)		02/15/12	4.620	\$ 100,000.00	\$ 80,147.00	\$ 80,693.00	04/03/07
180511	302	DPTF	912820GV3	US TREASURY STRIP (P)		02/15/12	4.470	\$ 100,000.00	\$ 80,896.00	\$ 80,693.00	04/30/07
180727	302	DPTF	912820HF7	US TREASURY STRIP (P)		08/15/12	4.550	\$ 138,000.00	\$ 38,405.50	\$ 39,412.00	10/04/06
178323	302	DPTF	912820HF7	US TREASURY STRIP (P)		08/15/12	4.724	\$ 138,000.00	\$ 105,240.18	\$ 108,777.12	10/26/06
178578	302	DPTF	912820HF7	US TREASURY STRIP (P)		08/15/12	4.490	\$ 50,000.00	\$ 38,794.00	\$ 39,412.00	11/28/06
178988	302	DPTF	912820HL4	US TREASURY STRIP (P)		11/15/12	4.484	\$ 250,000.00	\$ 192,372.50	\$ 194,867.50	12/18/06

PGM: INVS_MONTHEND_INVENTORY
 SOURCE: VISUALQED
 MODEL: INVENTORY
 BASIS: SETTLEMENT
 AS-OF: 4/30/07

RICHARD CDRDRAY
 TREASURER, STATE OF OHIO

INVESTMENT INVENTORY
 SETTLED POSITIONS AS OF: 4/30/07

INVT#	FUND	GROUP	CUSIP	DESCRIPTION	RATE	MATURITY	YIELD	PAR AMOUNT	BOOK-VALUE	USS-MARKET	1ST-PUR
180360	302	DPTF	912820HRI	US TREASURY STRIP (P)		02/15/13	4.495	\$ 50,000.00	\$ 38,516.50	\$ 38,492.00	04/03/07
180512	302	DPTF	912820HRI	US TREASURY STRIP (P)		02/15/13	4.650	\$ 100,000.00	\$ 76,438.00	\$ 76,984.00	04/12/07
180728	302	DPTF	912820HRI	US TREASURY STRIP (P)		02/15/13	4.500	\$ 100,000.00	\$ 77,266.00	\$ 76,984.00	04/30/07
178325	302	DPTF	912820JE8	US TREASURY STRIP (P)		08/15/13	4.550	\$ 50,000.00	\$ 36,715.50	\$ 37,447.50	10/04/06
178579	302	DPTF	912820JE8	US TREASURY STRIP (P)		08/15/13	4.765	\$ 138,000.00	\$ 100,165.92	\$ 103,355.10	10/26/06
178989	302	DPTF	912833DE7	US TREASURY STRIP (P)		08/15/13	4.485	\$ 50,000.00	\$ 37,121.50	\$ 37,748.00	11/28/06
179287	302	DPTF	912820UN8	US TREASURY STRIP (P)		11/15/13	4.516	\$ 250,000.00	\$ 183,630.00	\$ 185,452.50	12/18/06
180361	302	DPTF	912820JX6	US TREASURY STRIP (P)		02/15/14	4.570	\$ 50,000.00	\$ 36,656.50	\$ 36,669.50	04/03/07
180513	302	DPTF	912833DF4	US TREASURY STRIP (P)		02/15/14	4.710	\$ 100,000.00	\$ 72,711.00	\$ 73,485.00	04/12/07
180729	302	DPTF	912833DF4	US TREASURY STRIP (P)		02/15/14	4.565	\$ 100,000.00	\$ 73,585.00	\$ 73,485.00	04/30/07
178326	302	DPTF	912833DG2	US TREASURY STRIP (P)		08/15/14	4.650	\$ 50,000.00	\$ 34,885.50	\$ 35,892.50	10/04/06
178580	302	DPTF	912833DG2	US TREASURY STRIP (P)		08/15/14	4.783	\$ 138,000.00	\$ 95,427.00	\$ 99,063.30	10/26/06
178990	302	DPTF	912833DG2	US TREASURY STRIP (P)		08/15/14	4.555	\$ 50,000.00	\$ 35,324.00	\$ 35,892.50	11/28/06
179288	302	DPTF	912833KD1	US TREASURY STRIP (P)		11/15/14	4.529	\$ 250,000.00	\$ 175,435.00	\$ 177,172.50	12/18/06
179694	302	DPTF	912833KD1	US TREASURY STRIP (P)		11/15/14	4.848	\$ 150,000.00	\$ 103,281.00	\$ 106,303.50	01/31/07
180614	302	DPTF	912803AA1	US TREASURY STRIP (P)		02/15/15	4.765	\$ 100,000.00	\$ 69,112.00	\$ 70,064.00	04/12/07
180730	302	DPTF	912803AA1	US TREASURY STRIP (P)		02/15/15	4.640	\$ 100,000.00	\$ 69,996.00	\$ 70,064.00	04/30/07
180962	302	DPTF	912833DH0	US TREASURY STRIP (P)		02/15/15	4.630	\$ 50,000.00	\$ 34,875.50	\$ 34,952.50	04/03/07
178327	302	DPTF	912833J78	US TREASURY STRIP (P)		08/15/15	4.660	\$ 50,000.00	\$ 33,238.00	\$ 34,130.50	10/04/06
178581	302	DPTF	912833J78	US TREASURY STRIP (P)		08/15/15	4.806	\$ 138,000.00	\$ 90,841.26	\$ 94,200.18	10/26/06
178991	302	DPTF	912833J78	US TREASURY STRIP (P)		08/15/15	4.590	\$ 50,000.00	\$ 33,696.50	\$ 34,130.50	10/26/06
179289	302	DPTF	912833KF6	US TREASURY STRIP (P)		11/15/15	4.583	\$ 250,000.00	\$ 166,962.50	\$ 168,417.50	12/18/06
179695	302	DPTF	912833KF6	US TREASURY STRIP (P)		11/15/15	4.890	\$ 150,000.00	\$ 98,097.00	\$ 101,050.50	01/31/07
180363	302	DPTF	912833KG4	US TREASURY STRIP (P)		02/15/16	4.660	\$ 50,000.00	\$ 33,228.50	\$ 33,267.50	04/03/07
180515	302	DPTF	912833KG4	US TREASURY STRIP (P)		02/15/16	4.785	\$ 100,000.00	\$ 65,819.00	\$ 66,535.00	04/12/07
180731	302	DPTF	912833KG4	US TREASURY STRIP (P)		02/15/16	4.655	\$ 100,000.00	\$ 66,715.00	\$ 66,535.00	04/30/07
178328	302	DPTF	912833KJ8	US TREASURY STRIP (P)		08/15/16	4.710	\$ 50,000.00	\$ 31,589.00	\$ 32,476.00	10/04/06
178582	302	DPTF	912833KJ8	US TREASURY STRIP (P)		08/15/16	4.869	\$ 138,000.00	\$ 86,107.86	\$ 89,633.76	10/26/06
178992	302	DPTF	912833KJ8	US TREASURY STRIP (P)		08/15/16	4.635	\$ 50,000.00	\$ 32,037.00	\$ 32,476.00	11/28/06
179290	302	DPTF	912833KL3	US TREASURY STRIP (P)		11/15/16	4.629	\$ 250,000.00	\$ 158,857.50	\$ 160,205.00	12/18/06
180364	302	DPTF	912833KL3	US TREASURY STRIP (P)		02/15/17	4.700	\$ 50,000.00	\$ 31,610.50	\$ 31,669.50	04/03/07
180516	302	DPTF	912833KL3	US TREASURY STRIP (P)		02/15/17	4.820	\$ 100,000.00	\$ 62,568.00	\$ 63,339.00	04/12/07
180732	302	DPTF	912833KL3	US TREASURY STRIP (P)		02/15/17	4.680	\$ 100,000.00	\$ 63,562.00	\$ 63,339.00	04/30/07
178329	302	DPTF	912833KN9	US TREASURY STRIP (P)		08/15/17	4.750	\$ 50,000.00	\$ 30,024.50	\$ 30,784.50	10/04/06
178583	302	DPTF	912833KN9	US TREASURY STRIP (P)		08/15/17	4.903	\$ 138,000.00	\$ 81,769.14	\$ 84,965.22	10/26/06
178993	302	DPTF	912833KN9	US TREASURY STRIP (P)		08/15/17	4.655	\$ 50,000.00	\$ 30,588.00	\$ 30,784.50	11/28/06
179291	302	DPTF	912833KP4	US TREASURY STRIP (P)		11/15/17	4.677	\$ 250,000.00	\$ 150,977.50	\$ 151,805.00	12/18/06
179697	302	DPTF	912833KP4	US TREASURY STRIP (P)		11/15/17	4.994	\$ 150,000.00	\$ 88,105.50	\$ 91,083.00	01/31/07
180365	302	DPTF	912833KQ2	US TREASURY STRIP (P)		02/15/18	4.790	\$ 50,000.00	\$ 29,888.50	\$ 29,972.50	04/03/07
180517	302	DPTF	912833KQ2	US TREASURY STRIP (P)		02/15/18	4.910	\$ 100,000.00	\$ 59,092.00	\$ 59,945.00	04/12/07
180733	302	DPTF	912833KQ2	US TREASURY STRIP (P)		02/15/18	4.775	\$ 100,000.00	\$ 60,084.00	\$ 59,945.00	04/30/07
178330	302	DPTF	912833KS8	US TREASURY STRIP (P)		08/15/18	4.790	\$ 50,000.00	\$ 28,515.00	\$ 29,237.50	10/04/06
178584	302	DPTF	912833KS8	US TREASURY STRIP (P)		08/15/18	4.940	\$ 138,000.00	\$ 77,571.18	\$ 80,695.06	10/26/06
178994	302	DPTF	912833KS8	US TREASURY STRIP (P)		08/15/18	4.687	\$ 50,000.00	\$ 29,058.00	\$ 29,237.50	11/28/06
179292	302	DPTF	912833KT6	US TREASURY STRIP (P)		11/15/18	4.700	\$ 250,000.00	\$ 143,770.00	\$ 144,135.00	12/18/06
180366	302	DPTF	912833KU3	US TREASURY STRIP (P)		02/15/19	4.850	\$ 50,000.00	\$ 28,309.50	\$ 28,419.50	04/03/07
180518	302	DPTF	912833KU3	US TREASURY STRIP (P)		02/15/19	4.975	\$ 100,000.00	\$ 55,873.00	\$ 56,839.00	04/12/07
178331	302	DPTF	912833KW9	US TREASURY STRIP (P)		08/15/19	4.850	\$ 50,000.00	\$ 26,992.60	\$ 27,680.50	10/04/06
178585	302	DPTF	912833KW9	US TREASURY STRIP (P)		08/15/19	5.001	\$ 138,000.00	\$ 73,316.64	\$ 76,398.18	10/26/06
178995	302	DPTF	912833KW9	US TREASURY STRIP (P)		08/15/19	4.745	\$ 50,000.00	\$ 27,543.00	\$ 27,680.50	11/28/06
179293	302	DPTF	912833KX7	US TREASURY STRIP (P)		11/15/19	4.763	\$ 250,000.00	\$ 136,157.50	\$ 136,245.00	12/18/06

INVS_MONTHEND_INVENTORY
 Visualized
 INVENTORY
 BASIS: SETTLEMENT
 AS-OF: 4/30/07

PGM: RICHARD_CDRDRAY
 SOURCE: VISUALIZED
 MODEL: INVENTORY
 BASIS: SETTLEMENT
 AS-OF: 4/30/07

INVESTMENT INVENTORY
 SETTLED POSITIONS AS OF: 4/30/07

INVT#	FUNO	GROUP	CUSIP	DESCRIPTION	RATE	MATURITY	YIELD	PAR AMOUNT	BOOK VALUE	US\$ MARKET	IST PUR
180367	302	DPTF	912833KY5	US TREASURY STRIP		02/15/20	4.910	\$ 50,000.00	\$ 26,782.00	\$ 26,921.50	04/03/07
180519	302	DPTF	912833KY6	US TREASURY STRIP		02/15/20	5.030	\$ 100,000.00	\$ 52,828.00	\$ 53,843.00	04/12/07
180735	302	DPTF	912833KY5	US TREASURY STRIP		02/15/20	4.880	\$ 100,000.00	\$ 53,960.00	\$ 53,843.00	04/30/07
178332	302	DPTF	912833LA6	US TREASURY STRIP		08/15/20	4.900	\$ 50,000.00	\$ 25,556.00	\$ 26,107.50	10/04/06
178586	302	DPTF	912833LA6	US TREASURY STRIP		08/15/20	5.050	\$ 138,000.00	\$ 69,324.30	\$ 72,056.70	10/26/06
178996	302	DPTF	912833LA6	US TREASURY STRIP		08/15/20	4.795	\$ 50,000.00	\$ 26,106.00	\$ 26,107.50	11/28/06
179294	302	DPTF	912833LB4	US TREASURY STRIP		11/15/20	4.806	\$ 250,000.00	\$ 129,142.50	\$ 128,952.50	12/18/06
180368	302	DPTF	912833LC2	US TREASURY STRIP		02/15/21	4.960	\$ 50,000.00	\$ 26,342.00	\$ 25,408.50	04/03/07
180520	302	DPTF	912833LC2	US TREASURY STRIP		02/15/21	5.058	\$ 100,000.00	\$ 50,091.00	\$ 50,817.00	04/12/07
180736	302	DPTF	912833LC2	US TREASURY STRIP		02/15/21	4.960	\$ 100,000.00	\$ 50,998.00	\$ 50,817.00	04/30/07
178333	302	DPTF	912833LE6	US TREASURY STRIP		08/15/21	4.820	\$ 50,000.00	\$ 24,277.50	\$ 24,758.00	10/04/06
178587	302	DPTF	912833LE6	US TREASURY STRIP		08/15/21	5.076	\$ 138,000.00	\$ 65,704.56	\$ 68,332.08	10/26/06
178997	302	DPTF	912833LE6	US TREASURY STRIP		08/15/21	4.820	\$ 50,000.00	\$ 24,808.50	\$ 24,758.00	11/28/06
179295	302	DPTF	912833LF5	US TREASURY STRIP		08/15/21	4.828	\$ 250,000.00	\$ 122,757.50	\$ 122,105.00	12/18/06
179701	302	DPTF	912833LF5	US TREASURY STRIP		11/15/21	5.127	\$ 150,000.00	\$ 70,956.00	\$ 73,263.00	01/31/07
180369	302	DPTF	912833LG3	US TREASURY STRIP		02/15/22	4.980	\$ 50,000.00	\$ 24,060.00	\$ 24,087.00	04/03/07
180521	302	DPTF	912833LG3	US TREASURY STRIP		02/15/22	5.100	\$ 100,000.00	\$ 47,349.00	\$ 48,174.00	04/12/07
180737	302	DPTF	912833LG3	US TREASURY STRIP		02/15/22	4.975	\$ 100,000.00	\$ 48,332.00	\$ 48,174.00	04/30/07
178334	302	DPTF	912833LJ7	US TREASURY STRIP		08/15/22	4.900	\$ 50,000.00	\$ 23,197.50	\$ 23,534.50	10/04/06
178588	302	DPTF	912833LJ7	US TREASURY STRIP		08/15/22	5.071	\$ 138,000.00	\$ 62,540.22	\$ 64,955.22	10/26/06
178998	302	DPTF	912833LJ7	US TREASURY STRIP		08/15/22	4.802	\$ 50,000.00	\$ 23,720.00	\$ 23,534.50	11/28/06
179296	302	DPTF	912833LK4	US TREASURY STRIP		11/15/22	4.829	\$ 250,000.00	\$ 117,020.00	\$ 116,232.50	12/18/06
180370	302	DPTF	912833LL2	US TREASURY STRIP		02/15/23	4.980	\$ 50,000.00	\$ 22,905.50	\$ 22,961.50	04/03/07
180522	302	DPTF	912833LL2	US TREASURY STRIP		02/15/23	5.095	\$ 100,000.00	\$ 45,059.00	\$ 45,923.00	04/12/07
180738	302	DPTF	912833LL2	US TREASURY STRIP		02/15/23	4.975	\$ 100,000.00	\$ 46,014.00	\$ 45,923.00	04/30/07
178335	302	DPTF	912833LM0	US TREASURY STRIP		08/15/23	5.066	\$ 138,000.00	\$ 59,534.58	\$ 61,830.90	10/26/06
178589	302	DPTF	912833LM0	US TREASURY STRIP		08/15/23	4.810	\$ 50,000.00	\$ 22,591.50	\$ 22,402.50	11/28/06
178999	302	DPTF	912833LM0	US TREASURY STRIP		11/15/23	4.832	\$ 250,000.00	\$ 111,512.50	\$ 110,642.50	12/18/06
179297	302	DPTF	912833LP3	US TREASURY STRIP		02/15/24	5.127	\$ 150,000.00	\$ 64,126.50	\$ 66,385.50	01/31/07
179703	302	DPTF	912833LQ1	US TREASURY STRIP		02/15/24	4.985	\$ 50,000.00	\$ 21,788.00	\$ 21,821.50	04/03/07
180371	302	DPTF	912833LQ1	US TREASURY STRIP		02/15/24	5.095	\$ 100,000.00	\$ 42,848.00	\$ 43,643.00	04/12/07
180523	302	DPTF	912833LQ1	US TREASURY STRIP		02/15/24	4.975	\$ 100,000.00	\$ 43,808.00	\$ 43,643.00	04/30/07
180739	302	DPTF	912833LQ1	US TREASURY STRIP		08/15/24	5.074	\$ 100,000.00	\$ 43,808.00	\$ 43,643.00	10/04/06
178336	302	DPTF	912833LS7	US TREASURY STRIP		08/15/24	4.920	\$ 50,000.00	\$ 20,983.50	\$ 21,269.50	10/04/06
178590	302	DPTF	912833LS7	US TREASURY STRIP		11/15/24	4.840	\$ 50,000.00	\$ 20,983.50	\$ 21,269.50	10/26/06
179000	302	DPTF	912833LT5	US TREASURY STRIP		08/15/24	4.815	\$ 138,000.00	\$ 56,549.64	\$ 58,759.02	10/26/06
179298	302	DPTF	912833LU2	US TREASURY STRIP		11/15/24	4.980	\$ 250,000.00	\$ 106,165.00	\$ 104,960.00	12/18/06
180372	302	DPTF	912833LU2	US TREASURY STRIP		02/15/25	4.990	\$ 50,000.00	\$ 20,723.00	\$ 20,734.00	04/03/07
180740	302	DPTF	912833LU2	US TREASURY STRIP		02/15/25	5.103	\$ 100,000.00	\$ 40,692.00	\$ 41,468.00	04/12/07
178337	302	DPTF	912833LW8	US TREASURY STRIP		08/15/25	4.910	\$ 50,000.00	\$ 41,671.00	\$ 41,468.00	04/30/07
178591	302	DPTF	912833LW8	US TREASURY STRIP		08/15/25	5.060	\$ 138,000.00	\$ 53,924.88	\$ 55,827.90	10/26/06
179001	302	DPTF	912833LW8	US TREASURY STRIP		08/15/25	4.805	\$ 50,000.00	\$ 20,561.50	\$ 20,227.50	11/28/06
179299	302	DPTF	912833LX6	US TREASURY STRIP		11/15/25	4.835	\$ 260,000.00	\$ 101,300.00	\$ 100,075.00	12/18/06
179705	302	DPTF	912833LY4	US TREASURY STRIP		02/15/26	5.145	\$ 150,000.00	\$ 57,760.50	\$ 60,045.00	01/31/07
180373	302	DPTF	912833LY4	US TREASURY STRIP		02/15/26	5.080	\$ 50,000.00	\$ 19,799.00	\$ 19,805.50	04/03/07
180525	302	DPTF	912833LY4	US TREASURY STRIP		02/15/26	4.965	\$ 100,000.00	\$ 38,553.00	\$ 39,611.00	04/12/07
180741	302	DPTF	912833LY4	US TREASURY STRIP		02/15/26	5.052	\$ 100,000.00	\$ 39,780.00	\$ 39,611.00	04/30/07
178592	302	DPTF	912833PA2	US TREASURY STRIP		08/15/26	5.052	\$ 138,000.00	\$ 51,376.02	\$ 53,232.12	10/26/06
178593	302	DPTF	912833PE4	US TREASURY STRIP		08/15/27	5.024	\$ 138,000.00	\$ 49,154.22	\$ 50,868.18	10/26/06
178594	302	DPTF	912833RZ5	US TREASURY STRIP		08/15/28	5.002	\$ 138,000.00	\$ 46,983.14	\$ 48,628.44	10/26/06

PGM: INVS_MONTHEND_INVENTORY
 SOURCE: VESTING
 MODEL: INVENTORY
 BASIS: SETTLEMENT
 AS-OF: 4/30/07

RICHARD CORDRAY
 TREASURER, STATE OF OHIO

INVESTMENT INVENTORY
 SETTLED POSITIONS AS OF: 4/30/07

INVT#	FUND	GROUP	CUSIP	DESCRIPTION	RATE	MATURITY	YIELD	PAR AMOUNT	BOOK-VALUE	USS-MARKET	1ST-PUR
178595	302	OPTF	912833XP0	US TREASURY STRIP		08/15/29	4.988	\$ 138,000.00	\$ 44,867.94	\$ 46,403.88	10/26/06
178596	302	OPTF	912833XY1	US TREASURY STRIP		08/15/30	4.941	\$ 138,000.00	\$ 43,180.20	\$ 44,634.72	10/26/06
178597	302	OPTF	9128334S6	US TREASURY STRIP		08/15/31	4.945	\$ 138,000.00	\$ 41,082.60	\$ 42,693.40	10/26/06
								\$ 15,666,000.00	\$ 9,803,915.54	\$ 9,944,898.08	
								\$ 886,090,609.73	\$ 610,703,508.96	\$ 715,196,537.69	

RICHARD CORDRAY
TREASURER, STATE OF OHIO

FGM: INVS_MONTHEND_INVENTORY
SOURCE: VISUALGED
MODEL: INVENTORY
BASIS: SETTLEMENT
AS-OF: 4/30/07

INVESTMENT INVENTORY
SETTLED POSITIONS AS OF: 4/30/07

INVT#	FUND	GROUP	CUSIP	DESCRIPTION	RATE	MATURITY	YIELD	PAR AMOUNT	BOOK VALUE	US\$ MARKET	1ST PUR
180043	400	STAR	38142US11	GOLDMAN SACHS	5.210	05/01/07	5.329	\$ 40,000,000.00	\$ 39,646,877.78	\$ 39,646,877.78	03/01/07
180782	400	STAR	61746LS14	MORGAN STANLEY	5.320	05/01/07	5.395	\$ 45,868,000.00	\$ 45,861,221.73	\$ 45,861,221.73	04/30/07
180277	400	STAR	74433HS13	PRUDENTIAL FUNDING	5.240	05/01/07	5.345	\$ 40,000,000.00	\$ 39,761,288.89	\$ 39,761,288.89	03/21/07
180076	400	STAR	4042F1S34	HSBC FINANCE CORP	5.210	05/03/07	5.328	\$ 50,000,000.00	\$ 49,573,069.44	\$ 49,573,069.44	03/05/07
180091	400	STAR	90262DS48	UBS FINANCE	5.235	05/04/07	5.354	\$ 35,000,000.00	\$ 34,699,714.58	\$ 34,699,714.58	03/06/07
180212	400	STAR	0027A1S83	ABBEY NATIONAL NA, LLC	5.235	05/08/07	5.350	\$ 45,000,000.00	\$ 44,646,637.50	\$ 44,646,637.50	03/15/07
180096	400	STAR	0027A1S83	ABBEY NATIONAL NA, LLC	5.240	05/08/07	5.335	\$ 5,000,000.00	\$ 4,979,822.22	\$ 4,979,822.22	04/10/07
180280	400	STAR	02635SSA6	AMERICAN GENERAL FINANCE CORP	5.235	05/10/07	5.331	\$ 30,000,000.00	\$ 29,726,475.00	\$ 29,726,475.00	03/06/07
180096	400	STAR	07389BSA0	BEAR STEARNS CO	5.230	05/10/07	5.346	\$ 40,000,000.00	\$ 39,714,983.33	\$ 39,714,983.33	03/22/07
179955	400	STAR	69372BSF8	PACCAR FINANCIAL CORP	5.220	05/15/07	5.353	\$ 45,000,000.00	\$ 44,491,050.00	\$ 44,491,050.00	02/26/07
180297	400	STAR	17307SSH6	CITIGROUP FUNDING INC	5.240	05/17/07	5.366	\$ 50,000,000.00	\$ 49,599,722.22	\$ 49,599,722.22	03/23/07
180256	400	STAR	59018KSH6	MERRILL LYNCH & CO	5.240	05/17/07	5.348	\$ 30,000,000.00	\$ 29,747,216.67	\$ 29,747,216.67	03/20/07
180311	400	STAR	07389BSN2	BEAR STEARNS CO	5.235	05/22/07	5.357	\$ 50,000,000.00	\$ 49,585,166.67	\$ 49,585,166.67	03/26/07
180298	400	STAR	2521E1SQ9	DEXIA DELAWARE	5.235	05/24/07	5.356	\$ 40,000,000.00	\$ 39,639,366.67	\$ 39,639,366.67	03/23/07
179970	400	STAR	0660P1SR3	BANK OF AMERICA	5.220	05/25/07	5.379	\$ 40,000,000.00	\$ 39,470,683.33	\$ 39,470,683.33	02/23/07
180034	400	STAR	38142USV5	GOLDMAN SACHS	5.220	05/29/07	5.356	\$ 50,000,000.00	\$ 49,405,500.00	\$ 49,405,500.00	03/08/07
180074	400	STAR	0660P1SW2	BANK OF AMERICA	5.190	05/30/07	5.362	\$ 30,000,000.00	\$ 29,608,500.00	\$ 29,608,500.00	03/01/07
180053	400	STAR	69372BSX9	PACCAR FINANCIAL CORP	5.220	05/31/07	5.329	\$ 45,000,000.00	\$ 44,435,587.50	\$ 44,435,587.50	03/05/07
180314	400	STAR	0660P1T19	BANK OF AMERICA	5.215	06/01/07	5.358	\$ 20,000,000.00	\$ 19,736,352.78	\$ 19,736,352.78	03/02/07
180491	400	STAR	36959ST52	GENERAL ELECTRIC CAPITAL SERV	5.230	06/01/07	5.355	\$ 45,000,000.00	\$ 44,561,987.50	\$ 44,561,987.50	03/26/07
180392	400	STAR	90262DT54	UBS FINANCE	5.230	06/05/07	5.349	\$ 50,000,000.00	\$ 49,564,166.67	\$ 49,564,166.67	04/06/07
180504	400	STAR	90262DT70	UBS FINANCE	5.245	06/05/07	5.363	\$ 30,000,000.00	\$ 29,720,533.33	\$ 29,720,533.33	04/02/07
180709	400	STAR	0027A1TC3	ABBEY NATIONAL NA, LLC	5.235	06/12/07	5.346	\$ 25,000,000.00	\$ 24,788,743.06	\$ 24,788,743.06	04/10/07
180494	400	STAR	4042F1TC3	HSBC FINANCE CORP	5.240	06/12/07	5.363	\$ 40,000,000.00	\$ 39,714,983.33	\$ 39,714,983.33	04/24/07
180505	400	STAR	4497W1TD8	ING (US) FUNDING	5.230	06/13/07	5.352	\$ 50,000,000.00	\$ 49,535,111.11	\$ 49,535,111.11	04/09/07
180712	400	STAR	59018KTE1	MERRILL LYNCH & CO	5.230	06/14/07	5.341	\$ 50,000,000.00	\$ 49,636,805.56	\$ 49,636,805.56	04/10/07
180604	400	STAR	17307STK8	CITIGROUP FUNDING INC	5.240	06/19/07	5.362	\$ 40,000,000.00	\$ 39,633,200.00	\$ 39,633,200.00	04/12/07
								\$ 1,140,868,000.00	\$ 1,130,815,577.98	\$ 1,130,815,577.98	
179752	400	STAR	313384FB0	FHLB DISCOUNT NOTE	5.130	05/02/07	5.269	\$ 50,000,000.00	\$ 49,358,750.00	\$ 49,995,000.00	02/01/07
179753	400	STAR	313384FB0	FHLB DISCOUNT NOTE	5.130	05/02/07	5.269	\$ 50,000,000.00	\$ 49,358,750.00	\$ 49,995,000.00	02/01/07
179786	400	STAR	313384FD6	FHLB DISCOUNT NOTE	5.130	05/04/07	5.267	\$ 30,900,000.00	\$ 30,512,514.00	\$ 30,887,640.00	02/05/07
180154	400	STAR	313384FD6	FHLB DISCOUNT NOTE	5.160	05/04/07	5.274	\$ 35,000,000.00	\$ 34,719,066.67	\$ 34,986,000.00	03/09/07
179838	400	STAR	313384FJ3	FHLB DISCOUNT NOTE	5.125	05/09/07	5.264	\$ 50,000,000.00	\$ 49,359,375.00	\$ 49,945,000.00	02/08/07
179839	400	STAR	313384FJ3	FHLB DISCOUNT NOTE	5.125	05/09/07	5.264	\$ 50,000,000.00	\$ 49,359,375.00	\$ 49,945,000.00	02/08/07
179863	400	STAR	313384FL8	FHLB DISCOUNT NOTE	5.125	05/11/07	5.262	\$ 50,000,000.00	\$ 49,373,611.11	\$ 49,930,000.00	02/12/07
179864	400	STAR	313384FL8	FHLB DISCOUNT NOTE	5.125	05/11/07	5.262	\$ 50,000,000.00	\$ 49,373,611.11	\$ 49,930,000.00	02/12/07
180205	400	STAR	313384FT1	FHLB DISCOUNT NOTE	5.140	05/18/07	5.260	\$ 30,000,000.00	\$ 29,721,583.33	\$ 29,928,000.00	03/14/07
180232	400	STAR	313384FT1	FHLB DISCOUNT NOTE	5.140	05/18/07	5.260	\$ 30,000,000.00	\$ 29,721,583.33	\$ 29,928,000.00	03/14/07
180155	400	STAR	313384GA1	FHLB DISCOUNT NOTE	5.145	05/18/07	5.264	\$ 50,000,000.00	\$ 49,549,812.50	\$ 49,880,000.00	03/16/07
180381	400	STAR	313384GA1	FHLB DISCOUNT NOTE	5.150	05/18/07	5.280	\$ 50,000,000.00	\$ 49,449,236.11	\$ 49,830,000.00	03/09/07
180382	400	STAR	313384GQ6	FHLB DISCOUNT NOTE	5.145	06/01/07	5.264	\$ 50,000,000.00	\$ 49,549,812.50	\$ 49,780,000.00	03/30/07
180407	400	STAR	313384GQ6	FHLB DISCOUNT NOTE	5.130	06/08/07	5.254	\$ 50,000,000.00	\$ 49,501,250.00	\$ 49,730,000.00	03/30/07
180565	400	STAR	313384GX1	FHLB DISCOUNT NOTE	5.130	06/08/07	5.251	\$ 50,000,000.00	\$ 49,501,250.00	\$ 49,730,000.00	04/03/07
180301	400	STAR	313384HE2	FHLB DISCOUNT NOTE	5.140	06/15/07	5.259	\$ 50,000,000.00	\$ 49,529,750.00	\$ 49,730,000.00	04/13/07
180676	400	STAR	313384HE2	FHLB DISCOUNT NOTE	5.130	06/22/07	5.270	\$ 50,000,000.00	\$ 49,550,250.00	\$ 49,680,000.00	03/23/07
180429	400	STAR	313384HM4	FHLB DISCOUNT NOTE	5.120	06/22/07	5.238	\$ 50,000,000.00	\$ 49,552,000.00	\$ 49,630,000.00	04/20/07
180549	400	STAR	313384HT9	FHLB DISCOUNT NOTE	5.130	06/29/07	5.267	\$ 50,000,000.00	\$ 49,380,125.00	\$ 49,580,000.00	04/03/07
180550	400	STAR	313384HT9	FHLB DISCOUNT NOTE	5.125	07/05/07	5.259	\$ 50,000,000.00	\$ 49,402,083.33	\$ 49,540,000.00	04/12/07
								\$ 40,000,000.00	\$ 39,521,666.67	\$ 39,632,000.00	04/12/07

RICHARD CORDRAY
TREASURER, STATE OF OHIO

INVESTMENT INVENTORY
SETTLED POSITIONS AS OF: 4/30/07

PGM: INVS_MDNTHEND_INVNTORY
SOURCE: VisualQEO
MODEL: INVENTORY
BASIS: SETTLEMENT
AS-OF: 4/30/07

INVT#	FUND	GROUP	CUSIP	DESCRIPTION	RATE	MATURITY	YIELD	PAR AMOUNT	BOOK VALUE	USS MARKET	IST-PUR
180589	400	STAR	313384HZ5	FHLM DISCOUNT NOTE	5.120	07/11/07	5.255	\$ 50,000,000.00	\$ 49,388,444.44	\$ 49,500,000.00	04/16/07
180590	400	STAR	313384HZ5	FHLM DISCOUNT NOTE	5.120	07/11/07	5.255	\$ 50,000,000.00	\$ 49,388,444.44	\$ 49,500,000.00	04/16/07
180648	400	STAR	313384JG5	FHLM DISCOUNT NOTE	5.120	07/18/07	5.259	\$ 50,000,000.00	\$ 49,352,898.89	\$ 49,450,000.00	04/18/07
180650	400	STAR	313384JG5	FHLM DISCOUNT NOTE	5.120	07/18/07	5.259	\$ 50,000,000.00	\$ 49,352,898.89	\$ 49,450,000.00	04/18/07
180769	400	STAR	313384JL9	FHLM DISCOUNT NOTE	5.115	07/20/07	5.249	\$ 41,050,000.00	\$ 40,560,068.25	\$ 40,586,135.00	04/27/07
180748	400	STAR	313384JP5	FHLM DISCOUNT NOTE	5.120	07/25/07	5.258	\$ 50,000,000.00	\$ 49,360,000.00	\$ 49,430,000.00	04/26/07
								\$ 1,226,950,000.00	\$ 1,212,876,982.24	\$ 1,220,069,775.00	
179796	400	STAR	313396FG3	FHLM DISCOUNT NOTE	5.125	05/07/07	5.264	\$ 50,000,000.00	\$ 49,359,375.00	\$ 49,960,000.00	02/06/07
179797	400	STAR	313396FG3	FHLM DISCOUNT NOTE	5.125	05/07/07	5.264	\$ 50,000,000.00	\$ 49,359,375.00	\$ 49,960,000.00	02/06/07
180259	400	STAR	313396FK4	FHLM DISCOUNT NOTE	5.145	05/10/07	5.255	\$ 24,800,000.00	\$ 24,619,239.00	\$ 24,767,760.00	03/20/07
179876	400	STAR	313396FP3	FHLM DISCOUNT NOTE	5.130	05/14/07	5.269	\$ 50,000,000.00	\$ 49,358,750.00	\$ 49,910,000.00	02/13/07
179931	400	STAR	313396FW8	FHLM DISCOUNT NOTE	5.145	05/21/07	5.284	\$ 50,000,000.00	\$ 49,356,875.00	\$ 49,860,000.00	02/20/07
180126	400	STAR	313396FW8	FHLM DISCOUNT NOTE	5.155	05/21/07	5.294	\$ 50,000,000.00	\$ 49,362,784.72	\$ 49,860,000.00	02/21/07
180158	400	STAR	313396GE7	FHLM DISCOUNT NOTE	5.145	05/29/07	5.279	\$ 50,000,000.00	\$ 49,406,895.83	\$ 49,805,000.00	03/07/07
180177	400	STAR	313396GL1	FHLM DISCOUNT NOTE	5.140	06/04/07	5.280	\$ 50,000,000.00	\$ 49,378,916.67	\$ 49,760,000.00	03/09/07
180692	400	STAR	313396GL1	FHLM DISCOUNT NOTE	5.150	06/04/07	5.285	\$ 50,000,000.00	\$ 49,399,166.67	\$ 49,760,000.00	03/12/07
180193	400	STAR	313396GP2	FHLM DISCOUNT NOTE	5.120	06/07/07	5.225	\$ 50,000,000.00	\$ 49,680,000.00	\$ 49,740,000.00	04/23/07
180206	400	STAR	313396GT4	FHLM DISCOUNT NOTE	5.145	06/11/07	5.284	\$ 40,000,000.00	\$ 39,485,500.00	\$ 39,768,000.00	03/13/07
180243	400	STAR	313396GT4	FHLM DISCOUNT NOTE	5.136	06/11/07	5.274	\$ 50,000,000.00	\$ 49,365,133.33	\$ 49,710,000.00	03/14/07
180326	400	STAR	313396HA4	FHLM DISCOUNT NOTE	5.135	06/18/07	5.275	\$ 50,000,000.00	\$ 49,350,993.06	\$ 49,660,000.00	03/19/07
180319	400	STAR	313396HA4	FHLM DISCOUNT NOTE	5.135	06/18/07	5.269	\$ 50,000,000.00	\$ 49,408,048.61	\$ 49,860,000.00	03/27/07
180320	400	STAR	313396HH9	FHLM DISCOUNT NOTE	5.135	06/25/07	5.274	\$ 50,000,000.00	\$ 49,358,125.00	\$ 49,610,000.00	03/27/07
180663	400	STAR	313396HJ5	FHLM DISCOUNT NOTE	5.122	06/26/07	5.244	\$ 50,000,000.00	\$ 49,516,255.56	\$ 49,605,000.00	04/19/07
180683	400	STAR	313396HJ5	FHLM DISCOUNT NOTE	5.120	06/29/07	5.241	\$ 50,000,000.00	\$ 49,523,555.56	\$ 49,580,000.00	04/23/07
180471	400	STAR	313396HQ9	FHLM DISCOUNT NOTE	5.125	07/02/07	5.262	\$ 50,000,000.00	\$ 49,373,611.11	\$ 49,560,000.00	04/05/07
180534	400	STAR	313396HX4	FHLM DISCOUNT NOTE	5.127	07/09/07	5.265	\$ 50,000,000.00	\$ 49,373,611.11	\$ 49,560,000.00	04/05/07
180566	400	STAR	313396HX4	FHLM DISCOUNT NOTE	5.136	07/09/07	5.273	\$ 50,000,000.00	\$ 49,366,245.83	\$ 49,510,000.00	04/11/07
180628	400	STAR	313396JE4	FHLM DISCOUNT NOTE	5.124	07/16/07	5.263	\$ 48,658,000.00	\$ 48,034,691.02	\$ 48,137,359.40	04/17/07
180549	400	STAR	313396JE4	FHLM DISCOUNT NOTE	5.120	07/16/07	5.258	\$ 40,000,000.00	\$ 39,493,688.89	\$ 39,572,000.00	04/18/07
180719	400	STAR	313396JM6	FHLM DISCOUNT NOTE	5.120	07/23/07	5.258	\$ 50,000,000.00	\$ 49,367,111.11	\$ 49,415,000.00	04/25/07
180766	400	STAR	313396JM6	FHLM DISCOUNT NOTE	5.120	07/23/07	5.256	\$ 50,000,000.00	\$ 49,381,333.33	\$ 49,415,000.00	04/27/07
								\$ 1,303,458,000.00	\$ 1,287,933,061.97	\$ 1,294,870,119.40	
177696	400	STAR	3128X47K1	FHLM MEDIUM TERM NOTE	5.250	05/16/07	5.404	\$ 50,000,000.00	\$ 49,936,850.00	\$ 49,999,500.00	08/01/06
								\$ 50,000,000.00	\$ 49,936,850.00	\$ 49,999,500.00	
178427	400	STAR	31359MB44	FNMA OEBENTURE	3.875	05/15/07	5.212	\$ 50,000,000.00	\$ 49,602,500.00	\$ 49,969,000.00	10/06/06
								\$ 50,000,000.00	\$ 49,602,500.00	\$ 49,969,000.00	
180184	400	STAR	313588FA8	FNMA DISCOUNT NOTE	5.150	05/01/07	5.258	\$ 39,384,000.00	\$ 39,107,929.10	\$ 39,384,000.00	03/13/07
179943	400	STAR	313588FP5	FNMA DISCOUNT NOTE	5.150	05/14/07	5.284	\$ 49,831,000.00	\$ 49,246,454.69	\$ 49,741,304.20	02/21/07
179902	400	STAR	313588FR1	FNMA DISCOUNT NOTE	5.137	05/16/07	5.276	\$ 50,000,000.00	\$ 49,357,875.00	\$ 49,895,000.00	02/15/07
180260	400	STAR	313588FX8	FNMA DISCOUNT NOTE	5.130	05/22/07	5.248	\$ 36,000,000.00	\$ 34,685,787.50	\$ 34,895,000.00	03/20/07
179944	400	STAR	313588FY6	FNMA DISCOUNT NOTE	5.155	05/23/07	5.296	\$ 50,000,000.00	\$ 49,348,465.28	\$ 49,845,000.00	02/21/07
179945	400	STAR	313588FY6	FNMA DISCOUNT NOTE	5.155	05/23/07	5.296	\$ 50,000,000.00	\$ 49,348,465.28	\$ 49,845,000.00	02/21/07
180289	400	STAR	313588FZ3	FNMA DISCOUNT NOTE	5.130	05/24/07	5.248	\$ 46,000,000.00	\$ 44,596,012.50	\$ 44,856,000.00	03/22/07
180124	400	STAR	313588GF6	FNMA DISCOUNT NOTE	5.150	05/30/07	5.285	\$ 50,000,000.00	\$ 49,399,166.67	\$ 49,795,000.00	03/07/07

PGM: INVS_MONTHEND_INVENTORY
 SOURCE: VISUALIZED
 MODEL: INVENTORY
 BASIS: SETTLEMENT
 AS-OF: 4/30/07

RICHARD CDRDRAY
 TREASURER, STATE OF OHIO

INVESTMENT INVENTORY
 SETTLED POSITIONS AS OF: 4/30/07

INVT#	FUND	GROUP	CUSIP	DESCRIPTION	RATE	MATURITY	YIELD	PAR AMOUNT	BOOK-VALUE	USS-MARKET	1ST-PUR
180190	400	STAR	313588GF6	FNMA DISCOUNT NOTE	5.150	05/30/07	5.280	\$ 24,494,000.00	\$ 24,220,687.78	\$ 24,393,574.60	03/13/07
180278	400	STAR	313588GG4	FNMA DISCOUNT NOTE	5.145	05/31/07	5.270	\$ 45,000,000.00	\$ 44,543,381.25	\$ 44,811,000.00	03/21/07
180159	400	STAR	313588GN9	FNMA DISCOUNT NOTE	5.150	06/06/07	5.289	\$ 25,000,000.00	\$ 24,681,701.39	\$ 24,872,500.00	03/09/07
180178	400	STAR	313588GN9	FNMA DISCOUNT NOTE	5.150	06/06/07	5.287	\$ 50,000,000.00	\$ 49,384,861.11	\$ 49,745,000.00	03/12/07
180191	400	STAR	313588GN9	FNMA DISCOUNT NDTE	5.150	06/06/07	5.286	\$ 19,022,000.00	\$ 18,790,697.76	\$ 18,924,987.80	03/13/07
180233	400	STAR	313588GV1	FNMA DISCOUNT NOTE	5.135	06/13/07	5.273	\$ 50,000,000.00	\$ 49,365,256.94	\$ 49,695,000.00	03/16/07
180529	400	STAR	313588GX7	FNMA DISCOUNT NOTE	5.135	06/15/07	5.256	\$ 50,000,000.00	\$ 49,529,291.67	\$ 49,680,000.00	04/10/07
180331	400	STAR	313588HC2	FNMA DISCOUNT NOTE	5.130	06/20/07	5.268	\$ 50,000,000.00	\$ 49,365,875.00	\$ 49,645,000.00	03/23/07
180303	400	STAR	313588HC2	FNMA DISCOUNT NOTE	5.140	06/20/07	5.275	\$ 50,000,000.00	\$ 49,400,333.33	\$ 49,645,000.00	03/28/07
180342	400	STAR	313588HK4	FNMA DISCOUNT NOTE	5.135	06/27/07	5.275	\$ 40,000,000.00	\$ 39,480,794.44	\$ 39,676,000.00	03/28/07
180537	400	STAR	313588HK4	FNMA DISCOUNT NOTE	5.140	06/27/07	5.279	\$ 50,000,000.00	\$ 49,357,500.00	\$ 49,595,000.00	03/29/07
180474	400	STAR	313588HK4	FNMA DISCOUNT NOTE	5.136	06/27/07	5.265	\$ 35,000,000.00	\$ 34,615,513.33	\$ 34,716,500.00	04/11/07
180533	400	STAR	313588HR9	FNMA DISCOUNT NOTE	5.120	07/03/07	5.258	\$ 50,000,000.00	\$ 49,367,111.11	\$ 49,555,000.00	04/05/07
180682	400	STAR	313588HR9	FNMA DISCOUNT NOTE	5.130	07/03/07	5.264	\$ 50,000,000.00	\$ 49,408,625.00	\$ 49,555,000.00	04/11/07
180767	400	STAR	313588UG1	FNMA DISCOUNT NOTE	5.121	07/18/07	5.259	\$ 25,000,000.00	\$ 24,683,493.75	\$ 24,725,000.00	04/20/07
		STAR	313588JP1	FNMA DISCOUNT NOTE	5.125	07/25/07	5.263	\$ 50,000,000.00	\$ 49,366,493.06	\$ 50,000,000.00	04/27/07
								\$ 1,032,731,000.00	\$ 1,020,651,772.94	\$ 1,027,490,866.60	
180137	400	STAR	880592FC9	TVA DISCOUNT NOTE	5.145	05/03/07	5.259	\$ 50,000,000.00	\$ 49,599,833.33	\$ 49,985,000.00	03/08/07
								\$ 50,000,000.00	\$ 49,599,833.33	\$ 49,985,000.00	
								\$ 4,854,007,000.00	\$ 4,801,416,578.46	\$ 4,823,199,838.98	

===GRAND TOTAL===>

\$ 13,957,387,642.08 \$ 13,591,471,968.75 \$ 13,721,963,227.02

End of Monthly Portfolio Review