
Monthly Portfolio Review

April 2008

Office of Ohio Treasurer of State Richard Cordray



INVESTMENT PHILOSOPHY

Table of Contents

- I. Investment Philosophy**
- II. Economic Outlook & Portfolio Strategy**
- III. Summary of Portfolios**
 - Regular Account
 - Buckeye Tobacco Funds
 - Ohio Lottery DPTF Structured Account
 - STAR Ohio
- VI. Portfolio Holdings**
- V. Transaction Activity**



Investment Philosophy

- **INVESTMENT OBJECTIVES**

- *Preservation of Principal*
- *Maintenance of Liquidity*
- *Maximize Return*

- **STANDARD OF PRUDENCE**

The standard of prudence to be applied to the investment of the State Portfolio shall be the industry standard "Prudent Investor Rule," which states:

"Investments shall be made with the judgment and care, under circumstances then prevailing which persons of prudence, discretion and intelligence exercise in the management of their own affairs, not for speculation, but for investment, considering the probable safety of their capital as well as the probable income to be derived."



OUTLOOK & STRATEGY

Economic Outlook

- **INTEREST RATES**

- FOMC overnight Federal Funds rate is at 2.00%.
- On May 14th, the Federal Funds options market reflected a 9.3% chance of a decrease from the fed funds rate of 2.00% at the June 25th FOMC meeting.
- The Federal Funds rate is at a market forecasted floor of 2.00% which may remain flat through March 2009.

- **HOUSING**

- Existing home sales decreased 2.0% in March to 4.93 million homes sold when compared to February sales figures.
- New home sales decreased 8.5% in March to 526 thousand units when compared to sales data from February.
- In April, an estimated 243 thousand homes were reported to be some stage of foreclosure per RealtyTrac, Inc.

- **CPI**

- Core CPI, which excludes energy and food prices, is the primary measure of core inflation.
- The fed's traditional comfort zone for CPI is 1.0%-2.0%.
- The seasonally adjusted Core CPI increased 0.1% in the month of April.
- Core CPI stands at 2.3% year over year ending in April of 2008.



Economic Outlook – (con't)

- **INFLATION**

- While inflationary pressures on food and energy have been dramatic over the past 5 months, core inflation is currently rising in its traditional range near 2.0%.
- For April 2008, the Bureau of Labor Statistics reported a year over year increase in the Consumer Price Index of 3.9% which includes food and energy prices in the index.
- On May 7th, Goldman Sachs forecasted a drastic rise in crude oil prices within 5 months at a new trading range of \$150 to \$200 per barrel of oil.
- Presently, the Federal Reserve anticipates inflation spikes to be temporary as economic pressures such as a lasting marginal increase in the national unemployment rate that will regulate inflation over the next 2 – 3 years.

- **LABOR MARKET**

- The unemployment rate Decreased by 0.02% in April to a national average of 5.0%.
- The Bureau of Labor Statistics reported that 371,000 initial jobless claims were filed for the week ending May 10th.
- Continuing jobless claims for the week ending in May 3rd increased by 0.9% to 3,060,000.
- Payroll estimates for industries outside of agriculture reported a decline of 20,000 workers. This marks the fourth consecutive monthly loss in jobs within the United States economy since the beginning of 2008.

- **SUMMARY**

- It is our belief that the recent credit market turmoil primarily driven by a decline in the valuation of securities collateralized with sub-prime mortgages as well as the rise in commodity prices will slow aggregate economic growth in the U.S. throughout 2008 as annualized Gross Domestic Product was flat for the 4th quarter of 2007 and is forecasted to remain nearly unchanged during the 1st half of 2008.



Portfolio Yields & Strategy

- **YIELDS**

- Long-term and short-term yields have risen sharply over the last month to levels last seen in January as higher inflation expectations and less volatility in the equity markets has lessened the demand for government securities.

- The U.S. Treasury yield curve has flattened as the market is now forecasting an end of reductions to the Fed Funds rate.

- We believe yields will remain at levels that marginally reflect a stable Fed Funds rate, rising inflation along with stagnate economic activity within the United States.

- Overall Treasury yields are forecasted to consistently rise through the end of the 3rd Quarter in 2009.

- **STRATEGY**

- We have been adding value and positioning the portfolio in-line with our near-term expectations on interest rates.



PORTFOLIO SUMMARY

Summary of Portfolios

Portfolio	3/31/2008	4/30/2008	Difference
Regular Account - Market Value	\$7,324,018,717.78	\$8,171,367,540.11	\$847,348,822.33
Payments for Medicaid, Higher Education, School Foundations, State Payroll, Local Government Distributions, and Debt Service were offset by Motor Vehicle Fuel Tax and Sales Tax revenues. Deposits of Personal Income Tax Revenues also contributed to the large increase for the month.			
Total Monthly Inflows	\$3,777,589,555.61	\$5,228,399,424.79	
Total Monthly Outflows	\$4,237,527,892.65	\$4,421,298,697.11	
Realized Income - Month to date	\$32,918,526.03	\$23,077,395.62	
Realized Income - Fiscal Year to date	\$284,763,031.34	\$307,840,426.96	
Accruals	\$43,969,148.59	\$46,393,469.35	
Buckeye Tobacco (School Facilities) - Market Value	\$3,787,936,684.19	\$3,762,578,200.97	(\$25,358,483.22)
Buckeye Tobacco (Board of Regents) - Market Value	\$877,672,487.81	\$852,482,304.03	(\$25,190,183.78)
Realized Income - Month to date	\$7,366,760.68	\$522,937.00	
Realized Income - Fiscal Year to date	\$31,758,814.48	\$32,281,751.48	
Ohio Lottery DPTF - Market Value	\$705,474,279.44	\$687,605,267.75	(\$17,869,011.69)
Securities were purchased to fund three annuity winners; the April liability payment was \$10,281,607.58.			
STAR Ohio - Market Value	\$7,367,278,282.77	\$6,718,101,699.49	(\$649,176,583.28)
Shareholder redemptions exceeded purchases during the month.			



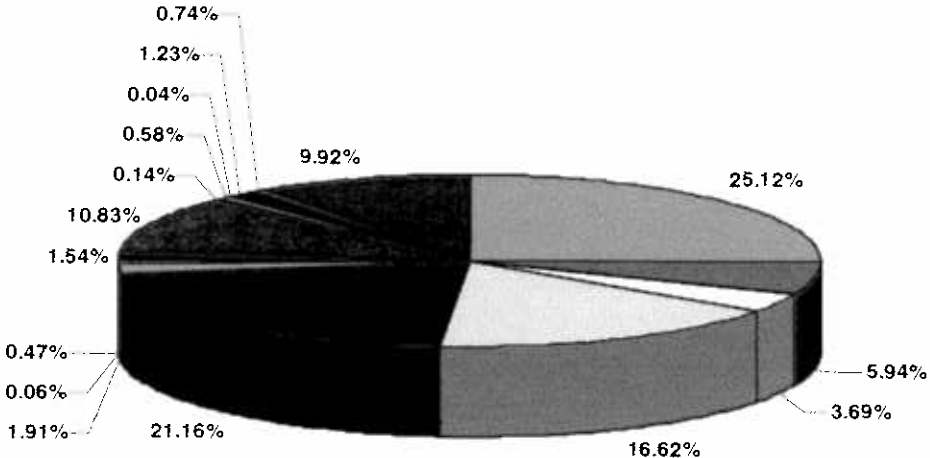
Regular Account Asset Allocation

ASSET TYPE	PAR AMOUNT	BOOK VALUE	MKT VALUE	% BOOK	WT YLD	WT DTM
AGENCY CALLABLE	\$ 2,040,200,000.00	\$ 2,040,207,437.50	\$ 2,070,491,380.00	25.122	4.750	1,270.85
AGENCY COUPON	\$ 480,000,000.00	\$ 482,331,530.68	\$ 490,082,150.00	5.939	4.949	350.02
BID OHIO	\$ 300,000,000.00	\$ 300,000,000.00	\$ 300,000,000.00	3.694	3.083	81.67
COMMERCIAL PAPER	\$ 1,351,761,000.00	\$ 1,349,257,697.37	\$ 1,349,257,697.37	16.614	2.519	11.03
DISCOUNT NOTES	\$ 1,724,220,000.00	\$ 1,718,571,407.00	\$ 1,720,447,569.70	21.162	2.089	42.10
FFCB ADJ RATE BOND	\$ 155,000,000.00	\$ 155,000,000.00	\$ 155,000,000.00	1.908	2.607	196.87
INTERIM DEPOSIT	\$ 5,000,000.00	\$ 5,000,000.00	\$ 5,000,000.00	0.061	2.516	126.00
ISRAEL BONDS	\$ 38,000,000.00	\$ 38,000,000.00	\$ 37,967,840.00	0.467	4.738	188.95
LINKED DEPOSIT-SM BUS	\$ 125,106,149.30	\$ 125,106,149.30	\$ 125,106,149.30	1.540	0.728	573.91
MONEY MARKET FUND	\$ 879,713,646.77	\$ 879,713,646.77	\$ 879,713,646.77	10.832	2.376	1.00
MONEY MARKET FUND - SWEEP ACCT	\$ 11,449,591.95	\$ 11,449,591.95	\$ 11,449,591.95	0.140	1.830	1.00
SPRJ-AGLINK COUPON PAYMENT	\$ 47,311,200.00	\$ 47,311,200.00	\$ 47,311,200.00	0.582	0.020	344.00
SPRJ-HOUSING LINK	\$ 2,999,587.01	\$ 2,999,587.01	\$ 2,999,587.01	0.036	1.016	571.07
STAR OHIO - CASH ACCT	\$ 99,697,490.04	\$ 99,697,490.04	\$ 99,697,490.04	1.227	2.350	1.00
STATE & LOCAL GOVT SEC - DEM DEP	\$ 60,380,137.97	\$ 60,380,137.97	\$ 60,380,137.97	0.743	3.996	1.00
TREASURIES	\$ 805,000,000.00	\$ 805,958,398.44	\$ 816,463,100.00	9.924	3.676	879.71
	\$ 8,125,838,803.04	\$ 8,120,984,274.03	\$ 8,171,367,540.11	100.000	3.230	456.58



Regular Account Asset Allocation

- AGENCY CALLABLE
- AGENCY COUPON
- BID OHIO
- COMMERCIAL PAPER
- DISCOUNT NOTES
- FFCB ADJ RATE BOND
- INTERIM DEPOSIT
- ISRAEL BONDS
- LINKED DEPOSIT-SM BUS
- MONEY MARKET FUND
- MONEY MARKET FUND - SWEEP ACCT
- SPRJ-AGLINK COUPON PAYMENT
- SPRJ-HOUSING LINK
- STAR OHIO - CASH ACCT
- STATE & LOCAL GOVT SEC - DEM DEP
- TREASURIES



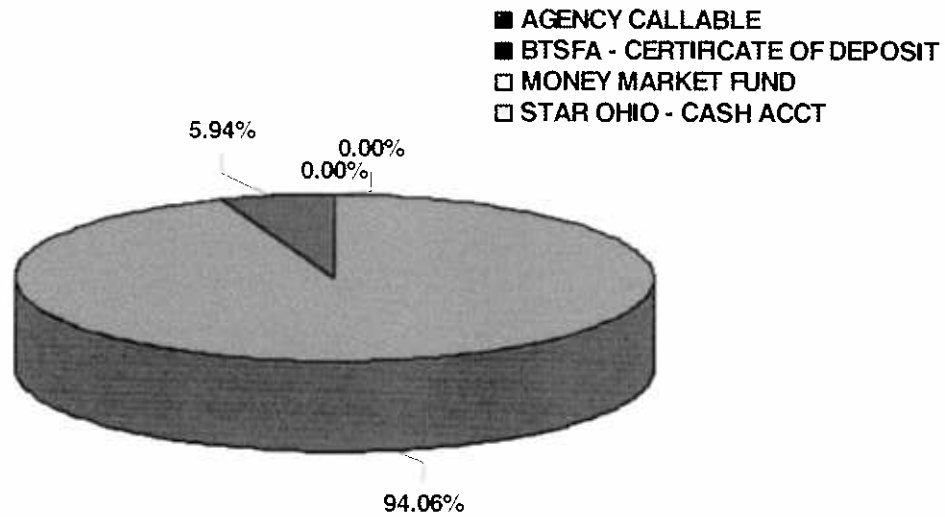
Buckeye Tobacco Fund (SFC) Asset Allocation

ASSET TYPE	PAR AMOUNT	BOOK VALUE	MKT VALUE	% BOOK	WT YLD	WT DTM
AGENCY CALLABLE	\$ 3,484,000,000.00	\$ 3,484,000,000.00	\$ 3,542,481,100.00	94.058	4.671	1,205.61
BTSFA - CERTIFICATE OF DEPOSIT	\$ 220,095,500.00	\$ 220,095,500.00	\$ 220,095,500.00	5.941	4.490	59.57
MONEY MARKET FUND	\$ 1,599.54	\$ 1,599.54	\$ 1,599.54	0.000	2.251	1.00
STAR OHIO - CASH ACCT	\$ 1.43	\$ 1.43	\$ 1.43	0.000	2.350	0.70
	\$ 3,704,097,100.97	\$ 3,704,097,100.97	\$ 3,762,578,200.97	100.000	4.660	1,137.51



Buckeye Tobacco Fund (SFC) Asset Allocation

BTSFA - School Facilities Commission



Buckeye Tobacco Fund (BOR) Asset Allocation

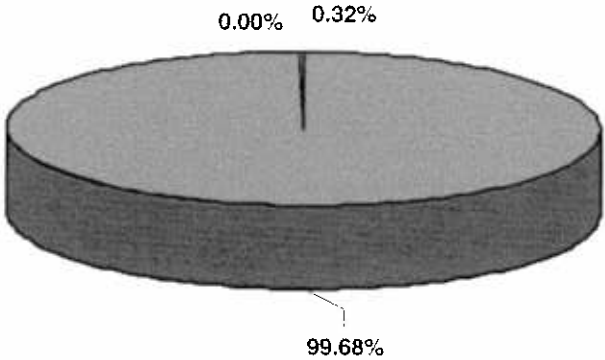
ASSET TYPE	PAR AMOUNT	BOOK VALUE	MKT VALUE	% BOOK	WT YLD	WT DTM
AGENCY CALLABLE	\$ 835,800,000.00	\$ 835,800,000.00	\$ 849,764,920.00	99.675	4.675	1,214.08
MONEY MARKET FUND	\$ 3,421.60	\$ 3,421.60	\$ 3,421.60	0.000	2.192	1.00
STAR OHIO - CASH ACCT	\$ 2,713,962.43	\$ 2,713,962.43	\$ 2,713,962.43	0.323	2.350	1.00
	\$ 838,517,384.03	\$ 838,517,384.03	\$ 852,482,304.03	100.000	4.667	1,210.15



Buckeye Tobacco Fund (BOR) Asset Allocation

BTSFA - Board of Regents

- AGENCY CALLABLE
- MONEY MARKET FUND
- STAR OHIO - CASH ACCT

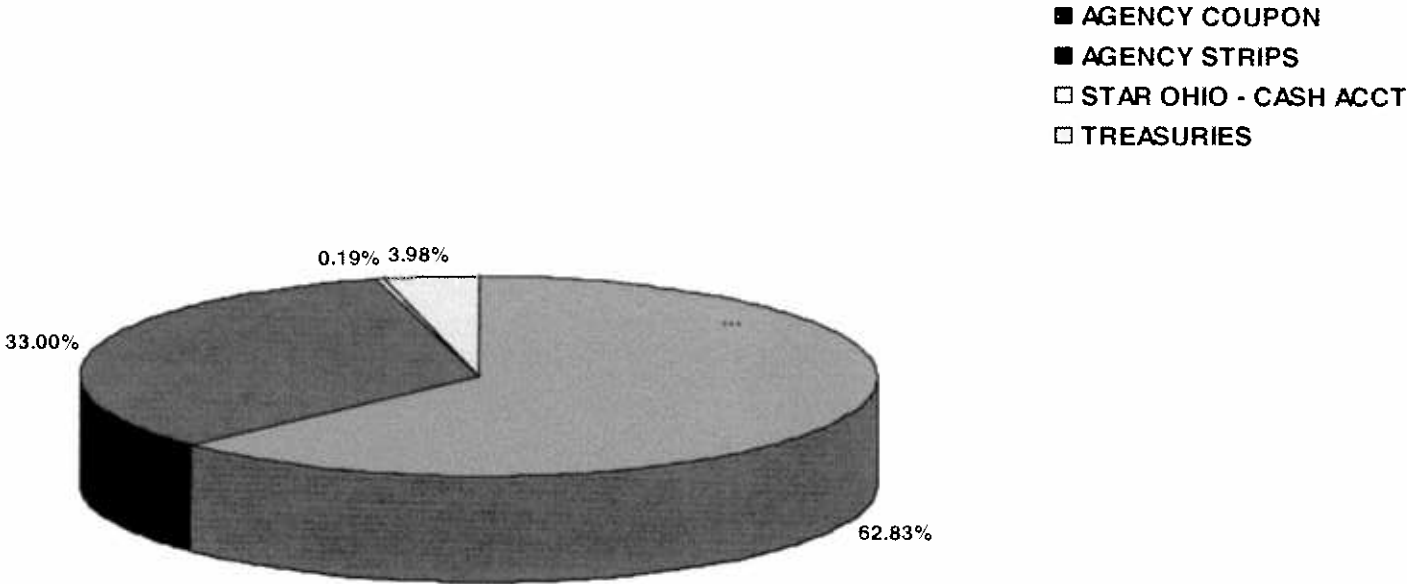


Ohio Lottery DPTF Asset Allocation

ASSET TYPE	PAR AMOUNT	BOOK VALUE	MKT VALUE	% BOOK	WT YLD	WT DTM
AGENCY COUPON	\$ 342,907,000.00	\$ 338,461,925.90	\$ 356,851,626.58	62.831	5.058	1,564.37
AGENCY STRIPS	\$ 442,355,000.00	\$ 177,790,471.56	\$ 306,602,156.70	33.004	5.745	3,218.11
STAR OHIO - CASH ACCT	\$ 1,020,336.07	\$ 1,020,336.07	\$ 1,020,336.07	0.189	2.350	1.00
TREASURIES	\$ 33,973,000.00	\$ 21,412,947.66	\$ 23,131,148.40	3.975	4.451	3,614.65
	\$ 820,255,336.07	\$ 538,685,681.19	\$ 687,605,267.75	100.000	5.256	2,539.19



Ohio Lottery DPTF Asset Allocation

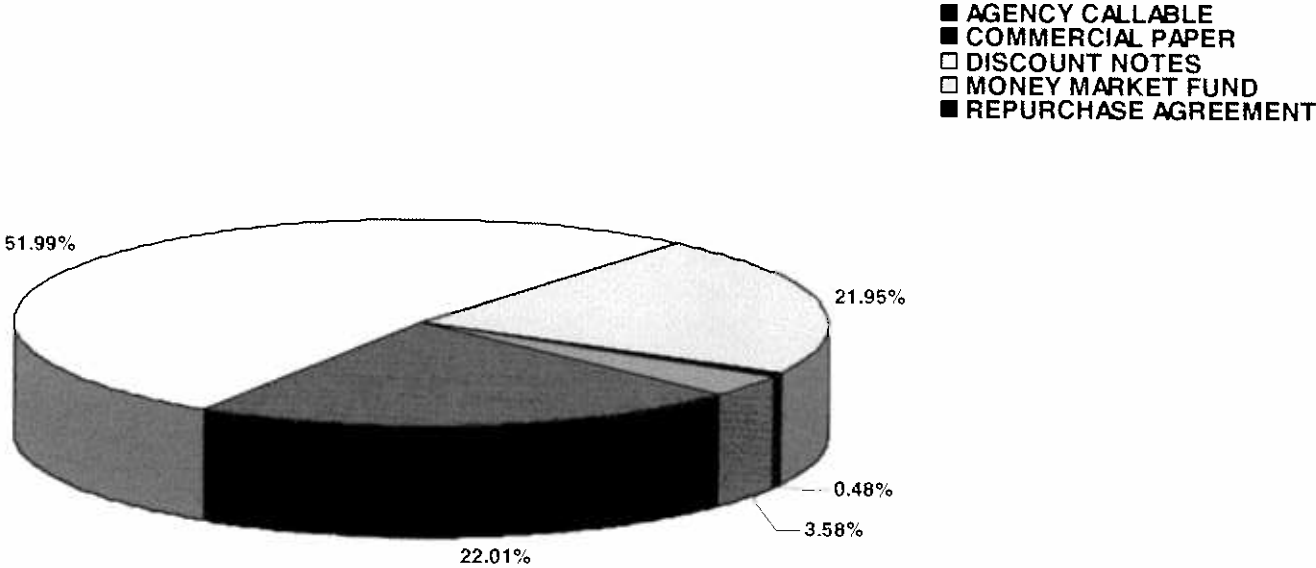


STAR Ohio Asset Allocation

ASSET TYPE	PAR AMOUNT	BOOK VALUE	MKT VALUE	% BOOK	WT YLD	WT DTM
AGENCY CALLABLE	\$ 240,000,000.00	\$ 239,973,500.00	\$ 239,390,900.00	3.577	2.484	352.75
COMMERCIAL PAPER	\$ 1,480,000,000.00	\$ 1,476,156,716.65	\$ 1,476,156,716.65	22.009	2.565	17.05
DISCOUNT NOTES	\$ 3,505,564,000.00	\$ 3,486,709,496.00	\$ 3,498,428,423.60	51.986	2.312	39.21
MONEY MARKET FUND	\$ 1,471,897,329.24	\$ 1,471,897,329.24	\$ 1,471,897,329.24	21.945	2.343	1.00
REPURCHASE AGREEMENT	\$ 32,228,330.00	\$ 32,228,330.00	\$ 32,228,330.00	0.480	1.750	1.00
	\$ 6,729,689,659.24	\$ 6,706,965,371.89	\$ 6,718,101,699.49	100.000	2.378	36.98



STAR Ohio Asset Allocation



TRANSACTION ACTIVITY

PGM: INVS_MONTHEHD_TRANSACTIONS
 SOURCE: VisualQED
 MODEL: TRANSACTION
 BASIS: SETTLEMENT
 BEGIN: 4/01/08
 END: 4/30/08

RICHARD CORDRAY
 TREASURER, STATE OF OHIO

INVESTMENT TRANSACTION REPORT

TRANSACTIONS FOR 4/01/08 TO 4/30/08

PAGE: 1

INVT#	TIN	FUND	FUND	SETTLE	CUSIP	DESCRIPTION	RATE	MATURITY	PUR-YL	PAR AMOUNT	PRIN/PROC	P/S-INTEREST	SETTLE AMT
185171	PUR	301	REG	4/01/08	3128X7DT8	FHLMC DEBENTURE	3.00	4/01/11	3.000	25,000,000.00	25,000,000.00		25,000,000.00
185359	PUR	301	REG	4/01/08	313588VT9	FNMA DISCOUNT NOTE	2.16	4/18/08	2.193	27,162,000.00	27,134,358.89		27,134,358.89
185360	PUR	301	REG	4/01/08	313588VT9	FNMA DISCOUNT NOTE	2.16	4/18/08	2.193	50,000,000.00	49,949,118.06		49,949,118.06
170509	CNTR	300	REG	4/01/08	4812C0670	JP MORGAN US GOVT MMKT #3164			2.670	17,594,000.00	17,594,000.00		17,594,000.00
185352	PUR	303	SPRJ	4/01/08	LD0804822	NATIONAL CITY BANK	.05	4/01/10	.050	98,470.00	98,470.00		98,470.00
185353	PUR	303	SPRJ	4/01/08	LD0804830	KEYBANK,NA	.05	4/01/10	.050	150,000.00	150,000.00		150,000.00
185354	PUR	303	SPRJ	4/01/08	LD0804848	FIRST CITIZENS NATIONAL BANK	.05	4/01/10	.050	150,000.00	150,000.00		150,000.00
185355	PUR	303	SPRJ	4/01/08	LD0804855	FIRST CITIZENS NATIONAL BANK	.05	4/01/10	.050	150,000.00	150,000.00		150,000.00
185357	PUR	303	SPRJ	4/01/08	LD0804871	PEOPLES BANK, N.A.	.05	4/01/10	.050	100,000.00	100,000.00		100,000.00
185356	PUR	303	SPRJ	4/01/08	LD0904861	JP MORGAN CHASE BANK, NA	.05	4/01/10	.050	50,105.88	50,105.88		50,105.88
174457	CNTR	304	REG	4/01/08	STAR30418	STAR OHIO 63942			2.680	49,949,000.00	49,949,000.00		49,949,000.00
174457	CNTR	304	REG	4/01/08	STAR30418	STAR OHIO 63942			2.680	25,123,000.00	25,123,000.00		25,123,000.00
185403	PUR	300	REG	4/02/08	2521E0D38	DEKIA DELAWARE	2.49	4/03/08	2.525	50,000,000.00	49,996,541.67		49,996,541.67
185404	PUR	300	REG	4/02/08	2521E0D38	DEKIA DELAWARE	2.49	4/03/08	2.525	50,000,000.00	49,996,541.67		49,996,541.67
170509	CNTR	300	REG	4/02/08	4812C0670	JP MORGAN US GOVT MMKT #3164			2.690	11,415,000.00	11,415,000.00		11,415,000.00
185405	PUR	301	REG	4/02/08	74977KE21	RABOBANK USA FINANCIAL CORP	2.66	5/02/08	2.703	26,057,000.00	25,999,240.32		25,999,240.32
185392	PUR	304	REG	4/02/08	912828HT0	US TREASURY NOTE	2.75	2/28/13	2.539	30,000,000.00	30,290,625.00	73,980.98	30,364,605.98
185387	PUR	304	REG	4/02/08	912828HU7	US TREASURY NOTE	1.75	3/31/10	1.718	25,000,000.00	25,015,625.00	2,390.71	25,018,015.71
185393	PUR	304	REG	4/02/08	912828HU7	US TREASURY NOTE	1.75	3/31/10	1.798	25,000,000.00	24,976,562.50	2,390.71	24,978,953.21
185386	PUR	304	REG	4/02/08	912828HV5	US TREASURY NOTE	2.50	3/31/13	2.570	25,000,000.00	24,917,968.75	3,415.30	24,921,384.05
181771	CNTR	300	REG	4/02/08	926464520	VICTORY FEDERAL MMKT FUND			2.120	15,149,971.47	15,149,971.47		15,149,971.47
185394	PUR	303	SPRJ	4/02/08	LD0804889	FIFTH THIRD BANK	.05	4/02/10	.050	255,000.00	255,000.00		255,000.00
185395	PUR	303	SPRJ	4/02/08	LD0804897	OSGOOD STATE BANK	.05	4/02/10	.050	81,400.00	81,400.00		81,400.00
185406	PUR	303	SPRJ	4/02/08	LD0804905	LIBERTY NATIONAL BANK	.05	4/02/10	.050	175,000.00	175,000.00		175,000.00
185421	PUR	303	SPRJ	4/02/08	LD0804913	FIRST NATIONAL BANK GREENVILLE	.05	4/02/10	.050	400,000.00	400,000.00		400,000.00
185361	PUR	303	SPRJ	4/02/08	LD08B1628	HUNTINGTON NATIONAL BANK, NA	2.25	10/08/08	2.250	5,000,000.00	5,000,000.00		5,000,000.00
185362	PUR	303	SPRJ	4/02/08	LD08B1636	HENRY COUNTY BANK	1.91	10/08/08	1.910	1,000,000.00	1,000,000.00		1,000,000.00
185363	PUR	303	SPRJ	4/02/08	LD08B1644	HENRY COUNTY BANK	1.91	10/08/08	1.910	4,000,000.00	4,000,000.00		4,000,000.00
185364	PUR	303	SPRJ	4/02/08	LD08B1651	FIRSTMERIT BANK, NA	1.95	10/08/08	1.950	5,000,000.00	5,000,000.00		5,000,000.00
185365	PUR	303	SPRJ	4/02/08	LD08B1669	NATIONWIDE BANK	1.96	10/08/08	1.960	5,000,000.00	5,000,000.00		5,000,000.00
185366	PUR	303	SPRJ	4/02/08	LD08B1677	ANDOVER BANK	1.90	10/08/08	1.902	2,500,000.00	2,500,000.00		2,500,000.00
185367	PUR	303	SPRJ	4/02/08	LD08B1685	OLD FORT BANKING COMPANY	1.98	10/08/08	1.980	5,000,000.00	5,000,000.00		5,000,000.00
185368	PUR	303	SPRJ	4/02/08	LD08B1693	CITIZENS NATIONAL BANK, SW OHIO	1.98	10/08/08	1.980	1,200,000.00	1,200,000.00		1,200,000.00
185369	PUR	303	SPRJ	4/02/08	LD08B1701	UNION BANK COMPANY	1.95	10/08/08	1.946	5,000,000.00	5,000,000.00		5,000,000.00
185370	PUR	303	SPRJ	4/02/08	LD08B1719	GREENVILLE FEDERAL S&L ASSOC.	1.92	10/08/08	1.919	2,000,000.00	2,000,000.00		2,000,000.00
185371	PUR	303	SPRJ	4/02/08	LD08B1727	ARLINGTON BANK	1.95	10/08/08	1.950	1,000,000.00	1,000,000.00		1,000,000.00
185372	PUR	303	SPRJ	4/02/08	LD08B1735	ARLINGTON BANK	1.90	10/08/08	1.900	600,000.00	600,000.00		600,000.00
185373	PUR	303	SPRJ	4/02/08	LD08B1743	FARMERS CITIZENS BANK	2.18	10/08/08	2.178	500,000.00	500,000.00		500,000.00
185374	PUR	303	SPRJ	4/02/08	LD08B1750	FARMERS CITIZENS BANK	2.06	10/08/08	2.057	500,000.00	500,000.00		500,000.00

PGM: INVS_MONTHEND_TRANSACTIONS
 SOURCE: VisualQED
 MODEL: TRANSACTION
 BASIS: SETTLEMENT
 BEGIN: 4/01/08
 END: 4/30/08

RICHARD CORDRAY
 TREASURER, STATE OF OHIO
 INVESTMENT TRANSACTION REPORT

TRANSACTIONS FOR 4/01/08 TO 4/30/08

PAGE: 2

INVT#	TIN	FUND	FUND	SETTLE	CUSIP	DESCRIPTION	RATE	MATURITY	PUR-YL	PAR AMOUNT	PRIN/PROC	P/S-INTEREST	SETTLE AMT
185375	PUR	303	SPRJ	4/02/08	LD08B1768	FARMERS CITIZENS BANK	2.00	10/08/08	2.003	500,000.00	500,000.00		500,000.00
185376	PUR	303	SPRJ	4/02/08	LD08B1776	FARMERS CITIZENS BANK	1.90	10/08/08	1.902	500,000.00	500,000.00		500,000.00
185379	PUR	303	SPRJ	4/02/08	LD08B1784	ANTWERP EXCHANGE BANK COMPANY	1.91	10/08/08	1.911	500,000.00	500,000.00		500,000.00
185382	PUR	303	SPRJ	4/02/08	LD08B1792	MAINSOURCE BANK	1.95	10/08/08	1.950	3,700,000.00	3,700,000.00		3,700,000.00
185383	PUR	303	SPRJ	4/02/08	LD08B1800	FIRST PLACE BANK	1.99	10/08/08	1.988	5,000,000.00	5,000,000.00		5,000,000.00
185384	PUR	303	SPRJ	4/02/08	LD08B1818	CF BANK	1.96	10/08/08	1.960	500,000.00	500,000.00		500,000.00
185385	PUR	303	SPRJ	4/02/08	LD08B1826	LAKE NATIONAL BANK	1.92	10/08/08	1.919	1,000,000.00	1,000,000.00		1,000,000.00
185431	PUR	300	REG	4/03/08	0027A0D40	ABBNEY NATIONAL NA, LLC	2.25	4/04/08	2.281	39,272,000.00	39,269,545.50		39,269,545.50
185425	PUR	303	SPRJ	4/03/08	LD0804921	HUNTINGTON NATIONAL BANK, MA	.05	4/02/10	.050	275,000.00	275,000.00		275,000.00
185426	PUR	303	SPRJ	4/03/08	LD0804939	HUNTINGTON NATIONAL BANK, MA	.05	4/02/10	.050	116,000.00	116,000.00		116,000.00
185427	PUR	303	SPRJ	4/03/08	LD0804947	FIFTH THIRD BANK	.05	4/02/10	.050	350,000.00	350,000.00		350,000.00
185428	PUR	303	SPRJ	4/03/08	LD0804954	NATIONAL CITY BANK	.05	4/02/10	.050	100,000.00	100,000.00		100,000.00
185429	PUR	303	SPRJ	4/03/08	LD0804962	ADVANTAGE BANK	.05	4/02/10	.050	300,000.00	300,000.00		300,000.00
185430	PUR	303	SPRJ	4/03/08	LD0804970	ADVANTAGE BANK	.05	4/02/10	.050	80,000.00	80,000.00		80,000.00
182202	CNTR	301	REG	4/03/08	STAR30129	STAR OHIO 70933			2.650	2,269,000.00	2,269,000.00		2,269,000.00
185444	PUR	300	REG	4/04/08	0027A0D99	ABBNEY NATIONAL NA, LLC	2.22	4/09/08	2.252	50,000,000.00	49,984,583.33		49,984,583.33
185408	PUR	300	REG	4/04/08	313384WH8	FHLE DISCOUNT NOTE	2.17	5/02/08	2.210	50,000,000.00	49,915,611.11		49,915,611.11
185409	PUR	300	REG	4/04/08	313384WH8	FHLE DISCOUNT NOTE	2.17	5/02/08	2.210	50,000,000.00	49,915,611.11		49,915,611.11
185410	PUR	300	REG	4/04/08	313384WH8	FHLE DISCOUNT NOTE	2.17	5/02/08	2.210	50,000,000.00	49,915,611.11		49,915,611.11
185411	PUR	300	REG	4/04/08	313384WH8	FHLE DISCOUNT NOTE	2.17	5/02/08	2.210	5,765,000.00	5,755,269.96		5,755,269.96
185442	PUR	304	REG	4/04/08	4042F0DM0	HSBC FINANCE CORP	2.30	4/21/08	2.334	45,000,000.00	44,951,125.00		44,951,125.00
185445	PUR	300	REG	4/04/08	4662J0DR0	JP MORGAN CHASE & CO	2.25	4/25/08	2.284	50,000,000.00	49,934,375.00		49,934,375.00
185446	PUR	300	REG	4/04/08	4662J0DR0	JP MORGAN CHASE & CO	2.25	4/25/08	2.284	50,000,000.00	49,934,375.00		49,934,375.00
170509	CNTR	300	REG	4/04/08	4812C0670	JP MORGAN US GOVT MMKT #3164			2.710	2,000,000.00	2,000,000.00		2,000,000.00
185443	PUR	300	REG	4/04/08	9497F0D82	WELLS FARGO & CO	2.30	4/08/08	2.333	50,000,000.00	49,987,222.22		49,987,222.22
185436	PUR	303	SPRJ	4/04/08	LD0804988	ADVANTAGE BANK	.05	4/02/10	.050	281,104.73	281,104.73		281,104.73
185437	PUR	303	SPRJ	4/04/08	LD0804996	PARK NATIONAL BANK	.05	4/02/10	.050	100,000.00	100,000.00		100,000.00
185438	PUR	303	SPRJ	4/04/08	LD0805001	CITIZENS NATIONAL OF BLUEFTON	.05	4/02/10	.050	82,187.00	82,187.00		82,187.00
185439	PUR	303	SPRJ	4/04/08	LD0805019	FIFTH THIRD BANK	.05	4/02/10	.050	400,000.00	400,000.00		400,000.00
185440	PUR	303	SPRJ	4/04/08	LD0805027	FIRST FEDERAL BANK OFTHE MIDWEST	.05	4/02/10	.050	250,000.00	250,000.00		250,000.00
174457	CNTR	304	REG	4/04/08	STAR30418	STAR OHIO 63942			2.640	5,049,000.00	5,049,000.00		5,049,000.00
185468	PUR	304	REG	4/07/08	2521E0D87	DEXIA DELAWARE	2.30	4/08/08	2.332	50,000,000.00	49,996,805.56		49,996,805.56
184539	CNTR	300	REG	4/07/08	38141W273	GOLDMAN SACHS FIN SQ GOVT #465			2.660	1,781,000.00	1,781,000.00		1,781,000.00
170509	CNTR	300	REG	4/07/08	4812C0670	JP MORGAN US GOVT MMKT #3164			2.710	2,937,000.00	2,937,000.00		2,937,000.00
185472	PUR	300	REG	4/07/08	74977KD89	RABOBANK USA FINANCIAL CORP	2.31	4/08/08	2.342	27,875,000.00	27,873,211.35		27,873,211.35
185467	PUR	304	REG	4/07/08	74977KD89	RABOBANK USA FINANCIAL CORP	2.31	4/08/08	2.342	25,459,000.00	25,457,366.38		25,457,366.38
181771	CNTR	300	REG	4/07/08	926464520	VICTORY FEDERAL MMKT FUND			2.230	5,743,228.50	5,743,228.50		5,743,228.50
185462	PUR	303	SPRJ	4/07/08	LD0805035	HENRY COUNTY BANK	.05	4/07/10	.050	358,610.95	358,610.95		358,610.95
185463	PUR	303	SPRJ	4/07/08	LD0805043	FIRST FEDERAL BANK OFTHE MIDWEST	.05	4/07/10	.050	75,000.00	75,000.00		75,000.00

PGM: INVS_MONTHEND_TRANSACTIONS
 SOURCE: VisualQED
 MODEL: TRANSACTION
 BASIS: SETTLEMENT
 BEGIN: 4/01/08
 END: 4/30/08

RICHARD CORDRAY
 TREASURER, STATE OF OHIO
 INVESTMENT TRANSACTION REPORT

TRANSACTIONS FOR 4/01/08 TO 4/30/08

INVST#	TKN	FUND	FUND	SETTLE	CUSIP	DESCRIPTION	RATE	MATURITY	PUR-YL	PAR AMOUNT	PRIN/PROC	P/S-INTEREST	SETTLE AMT
185471	PUR	303	SPRJ	4/07/08	LD0805050	CORTLAND SAVINGS & BANKING CO	.05	4/07/10	.050	400,000.00	400,000.00		400,000.00
185473	PUR	303	SPRJ	4/07/08	LD0805068	NATIONAL CITY BANK	.05	4/07/10	.050	400,000.00	400,000.00		400,000.00
182202	CNTR	301	REG	4/07/08	STAR30129	STAR OHIO 70933			2.640	1,945,534.21	1,945,534.21		1,945,534.21
174457	CNTR	304	REG	4/07/08	STAR30418	STAR OHIO 63942			2.640	808,074.25	808,074.25		808,074.25
184539	CNTR	300	REG	4/08/08	38141W273	GOLDMAN SACHS FIN SQ GOVT #465			2.660	19,107,000.00	19,107,000.00		19,107,000.00
185488	PUR	300	REG	4/08/08	74433GR85	PRUDENTIAL FUNDING	2.30	5/08/08	2.330	50,000,000.00	49,904,166.67		49,904,166.67
185490	PUR	300	REG	4/08/08	74433GR85	PRUDENTIAL FUNDING	2.30	5/08/08	2.336	12,422,000.00	12,398,191.17		12,398,191.17
185494	PUR	300	REG	4/08/08	74433GR85	PRUDENTIAL FUNDING	2.30	5/08/08	2.304	29,467,000.00	29,410,521.58		29,410,521.58
185486	PUR	304	REG	4/08/08	9497FODK2	WELLS FARGO & CO	2.30	4/17/08	2.333	50,000,000.00	49,971,250.00		49,971,250.00
185487	PUR	304	REG	4/08/08	9497FODJ8	WELLS FARGO & CO	2.30	4/18/08	2.333	25,504,000.00	25,487,705.78		25,487,705.78
185474	PUR	303	SPRJ	4/08/08	LD0805076	AMERICAN SAVINGS BANK, FSB	.05	4/08/10	.050	150,000.00	150,000.00		150,000.00
185482	PUR	303	SPRJ	4/08/08	LD0805084	GENOA BANKING COMPANY	.05	4/08/10	.050	48,000.00	48,000.00		48,000.00
185484	PUR	303	SPRJ	4/08/08	LD0805092	HUNTINGTON NATIONAL BANK, NA	.05	4/08/10	.050	334,685.00	334,685.00		334,685.00
185485	PUR	303	SPRJ	4/08/08	LD0805100	NATIONAL CITY BANK	.05	4/08/10	.050	174,794.00	174,794.00		174,794.00
185496	PUR	303	SPRJ	4/08/08	LD0805118	OSGOOD STATE BANK	.05	4/08/10	.050	325,000.00	325,000.00		325,000.00
185517	PUR	300	REG	4/09/08	0027A0DA6	ABBEY NATIONAL NA, LLC	2.19	4/10/08	2.218	50,000,000.00	49,996,961.81		49,996,961.81
185518	PUR	300	REG	4/09/08	2521E0DA2	DEKIA DELAWARE	2.15	4/10/08	2.180	25,000,000.00	24,998,506.94		24,998,506.94
185526	PUR	300	REG	4/09/08	31331YD72	FFCB ADJUSTABLE RATE BOND	2.17	5/08/09	2.168	80,000,000.00	80,000,000.00		80,000,000.00
185530	PUR	303	SPRJ	4/09/08	31331YD72	KEYBANK,NA	.02	5/08/09	.020	70,000,000.00	70,000,000.00		70,000,000.00
185519	PUR	300	REG	4/09/08	313384WQ8	FHLB DISCOUNT NOTE	2.11	5/09/08	2.149	50,000,000.00	49,912,083.33		49,912,083.33
185520	PUR	300	REG	4/09/08	313384WQ8	FHLB DISCOUNT NOTE	2.11	5/09/08	2.149	30,948,000.00	30,893,583.10		30,893,583.10
184539	CNTR	300	REG	4/09/08	38141W273	GOLDMAN SACHS FIN SQ GOVT #465			2.660	2,280,000.00	2,280,000.00		2,280,000.00
170509	CNTR	300	REG	4/09/08	4812C0670	JP MORGAN US GOVT MMKT #3164			2.710	18,042,000.00	18,042,000.00		18,042,000.00
181771	CNTR	300	REG	4/09/08	926464520	VICTORY FEDERAL MMKT FUND			2.230	30,272,384.81	30,272,384.81		30,272,384.81
185508	PUR	303	SPRJ	4/09/08	AG0800023	FIRST FEDERAL BANK OF THE MIDWEST	.02	4/09/09	.020	200,000.00	200,000.00		200,000.00
185509	PUR	303	SPRJ	4/09/08	AG0800031	FARMERS SAVINGS BANK	.02	4/09/09	.020	370,000.00	370,000.00		370,000.00
185510	PUR	303	SPRJ	4/09/08	AG0800049	RICHWOOD BANKING CO.	.02	4/09/09	.020	544,000.00	544,000.00		544,000.00
185511	PUR	303	SPRJ	4/09/08	AG0800056	MINSTER BANK	.02	4/09/09	.020	425,000.00	425,000.00		425,000.00
185512	PUR	303	SPRJ	4/09/08	AG0800064	CITIZENS NATIONAL OF BLUFFTON	.02	4/09/09	.020	4,040,000.00	4,040,000.00		4,040,000.00
185514	PUR	303	SPRJ	4/09/08	AG0800072	FORT JENNINGS STATE BANK	.02	4/09/09	.020	625,000.00	625,000.00		625,000.00
185515	PUR	303	SPRJ	4/09/08	AG0800080	FARMERS CITIZENS BANK	.02	4/09/09	.020	370,785.00	370,785.00		370,785.00
185516	PUR	303	SPRJ	4/09/08	AG0800098	DELAWARE COUNTY BANK & TRUST CO.	.02	4/09/09	.020	755,000.00	755,000.00		755,000.00
185522	PUR	303	SPRJ	4/09/08	AG0800106	CROGHAN COLONIAL BANK	.02	4/09/09	.020	300,000.00	300,000.00		300,000.00
185523	PUR	303	SPRJ	4/09/08	AG0800114	OHIO STATE BANK	.02	4/09/09	.020	530,000.00	530,000.00		530,000.00
185540	PUR	303	SPRJ	4/09/08	AG0800122	FIRST FEDERAL BANK OF THE MIDWEST	.02	4/09/09	.020	2,720,500.00	2,720,500.00		2,720,500.00
185539	PUR	303	SPRJ	4/09/08	AG0800130	METAMORA STATE BANK	.02	4/09/09	.020	335,000.00	335,000.00		335,000.00
185501	PUR	303	SPRJ	4/09/08	LD0805126	NATIONAL CITY BANK	.05	4/09/10	.050	400,000.00	400,000.00		400,000.00
185502	PUR	303	SPRJ	4/09/08	LD0805134	NATIONAL CITY BANK	.05	4/09/10	.050	350,000.00	350,000.00		350,000.00
185503	PUR	303	SPRJ	4/09/08	LD0805142	COMMERCE NATIONAL BANK	.05	4/09/10	.050	60,000.00	60,000.00		60,000.00

PGM: INVS_MONTHEND_TRANSACTIONS
 SOURCE: VisualQED
 MODEL: TRANSACTION
 BASIS: SETTLEMENT
 BEGIN: 4/01/08
 END: 4/30/08

RICHARD CORDRAY
 TREASURER, STATE OF OHIO
 INVESTMENT TRANSACTION REPORT

TRANSACTIONS FOR 4/01/08 TO 4/30/08

INVT#	TXN	FUND	FUND	SETTLE	CUSIP	DESCRIPTION	RATE	MATURITY	PUR-YL	PAR AMOUNT	PRIN/PROC	P/S-INTEREST	SETTLE AMT
185504	PUR	303	SPRJ	4/09/08	LD0805159	FIRST CITIZENS NATIONAL BANK	.05	4/09/10	.050	105,000.00	105,000.00		105,000.00
185505	PUR	303	SPRJ	4/09/08	LD0805167	PEOPLES BANK, N.A.	.05	4/09/10	.050	400,000.00	400,000.00		400,000.00
185513	PUR	303	SPRJ	4/09/08	LD0805175	CITIZENS NATIONAL OF BLUFFTON	.05	4/09/10	.050	400,000.00	400,000.00		400,000.00
185521	PUR	303	SPRJ	4/09/08	LD0805183	WESTFIELD BANK, FSB	.05	4/09/10	.050	400,000.00	400,000.00		400,000.00
185553	PUR	300	REG	4/10/08	0027A0DH1	ABBAY NATIONAL NA, LLC	2.23	4/17/08	2.262	50,000,000.00	49,978,319.44		49,978,319.44
185552	PUR	300	REG	4/10/08	4662J0DH2	JP MORGAN CHASE & CO	2.25	4/17/08	2.282	50,000,000.00	49,978,125.00		49,978,125.00
185556	PUR	300	REG	4/10/08	74433GDE3	PRUDENTIAL FUNDING	2.05	4/14/08	2.079	44,187,000.00	44,176,935.18		44,176,935.18
185555	PUR	300	REG	4/10/08	74977KDB2	RABOBANK USA FINANCIAL CORP	2.21	4/11/08	2.241	40,000,000.00	39,997,544.44		39,997,544.44
181771	CNTR	300	REG	4/10/08	926464520	VICTORY FEDERAL MMKT FUND			2.230	9,179,069.10	9,179,069.10		9,179,069.10
181771	CNTR	300	REG	4/10/08	926464520	VICTORY FEDERAL MMKT FUND			2.230	30,272,384.81	30,272,384.81		30,272,384.81
185541	PUR	303	SPRJ	4/10/08	AG0800148	CITIZENS NATIONAL BANK OF URBANA	.02	4/09/09	.020	88,000.00	88,000.00		88,000.00
185542	PUR	303	SPRJ	4/10/08	AG0800155	CITIZENS BANK CO., BEVERLY	.02	4/09/09	.020	75,000.00	75,000.00		75,000.00
185543	PUR	303	SPRJ	4/10/08	AG0800163	VINTON COUNTY NATIONAL BANK	.02	4/09/09	.020	140,137.00	140,137.00		140,137.00
185544	PUR	303	SPRJ	4/10/08	AG0800171	SECOND NATIONAL BANK	.02	4/09/09	.020	155,000.00	155,000.00		155,000.00
185545	PUR	303	SPRJ	4/10/08	AG0800189	GENOA BANKING COMPANY	.02	4/09/09	.020	100,000.00	100,000.00		100,000.00
185546	PUR	303	SPRJ	4/10/08	LD0805191	COMMERCE NATIONAL BANK	.05	4/09/10	.050	200,000.00	200,000.00		200,000.00
185547	PUR	303	SPRJ	4/10/08	LD0805209	FIRST FEDERAL BANK OF THE MIDWEST	.05	4/09/10	.050	234,546.68	234,546.68		234,546.68
185548	PUR	303	SPRJ	4/10/08	LD0805217	OSGOOD STATE BANK	.05	4/09/10	.050	100,000.00	100,000.00		100,000.00
185549	PUR	303	SPRJ	4/10/08	LD0805225	NATIONAL CITY BANK	.05	4/09/10	.050	282,763.00	282,763.00		282,763.00
185554	PUR	300	REG	4/11/08	313384WQ8	FHLB DISCOUNT NOTE	2.08	5/09/08	2.118	37,753,000.00	37,691,924.04		37,691,924.04
184510	CNTR	304	REG	4/11/08	38141W273	GOLDMAN SACHS FIN SQ GOVT #465			2.660	5,814,000.00	5,814,000.00		5,814,000.00
185568	PUR	304	REG	4/11/08	9497F0E16	WELLS FARGO & CO	2.32	5/01/08	2.355	50,000,000.00	49,935,555.56		49,935,555.56
185570	PUR	304	REG	4/11/08	9497F0E24	WELLS FARGO & CO	2.32	5/02/08	2.355	25,000,000.00	24,966,166.67		24,966,166.67
185566	PUR	303	SPRJ	4/11/08	AG0800197	FARMERS STATE BANK, NEW MADISON	.02	4/09/09	.020	160,000.00	160,000.00		160,000.00
185569	PUR	303	SPRJ	4/11/08	AG0800205	MERCHANTS NATIONAL BANK	.02	4/09/09	.020	1,370,000.00	1,370,000.00		1,370,000.00
185571	PUR	303	SPRJ	4/11/08	AG0800213	MERCHANTS NATIONAL BANK	.02	4/09/09	.020	160,000.00	160,000.00		160,000.00
185562	PUR	303	SPRJ	4/11/08	LD0805233	KEYBANK, NA	.05	4/09/10	.050	400,000.00	400,000.00		400,000.00
185563	PUR	303	SPRJ	4/11/08	LD0805241	FARMERS & MERCHANTS STATE BANK	.05	4/09/10	.050	200,000.00	200,000.00		200,000.00
185564	PUR	303	SPRJ	4/11/08	LD0805258	U.S. BANK, N.A.	.05	4/09/10	.050	257,101.58	257,101.58		257,101.58
185578	PUR	303	SPRJ	4/11/08	LD0805266	AMERICAN SAVINGS BANK, FSB	.05	4/09/10	.050	50,000.00	50,000.00		50,000.00
185579	PUR	303	SPRJ	4/11/08	LD0805274	AMERICAN SAVINGS BANK, FSB	.05	4/09/10	.050	50,000.00	50,000.00		50,000.00
185580	PUR	303	SPRJ	4/11/08	LD0805282	AMERICAN SAVINGS BANK, FSB	.05	4/09/10	.050	34,000.00	34,000.00		34,000.00
185575	PUR	301	REG	4/14/08	3136F9FW8	FNMA DEBENTURE	3.00	1/14/11	3.000	25,000,000.00	25,000,000.00		25,000,000.00
185645	PUR	300	REG	4/14/08	36959RDP9	GENERAL ELECTRIC CAPITAL SERV	2.25	4/15/08	2.281	50,000,000.00	49,996,875.00		49,996,875.00
184539	CNTR	300	REG	4/14/08	38141W273	GOLDMAN SACHS FIN SQ GOVT #465			2.590	32,011,000.00	32,011,000.00		32,011,000.00
181771	CNTR	300	REG	4/14/08	926464520	VICTORY FEDERAL MMKT FUND			2.040	26,569,054.01	26,569,054.01		26,569,054.01
185641	PUR	303	SPRJ	4/14/08	AG0800221	KINGSTON NATIONAL BANK	.02	4/09/09	.020	1,769,828.00	1,769,828.00		1,769,828.00
185642	PUR	303	SPRJ	4/14/08	AG0800239	MERCHANTS NATIONAL BANK	.02	4/09/09	.020	235,000.00	235,000.00		235,000.00
185643	PUR	303	SPRJ	4/14/08	AG0800247	HUNTINGTON NATIONAL BANK, NA	.02	4/09/09	.020	1,395,000.00	1,395,000.00		1,395,000.00

PGM: INVS_MONTHEND_TRANSACTIONS
 SOURCE: VisualQED
 MODEL: TRANSACTION
 BASIS: SETTLEMENT
 BEGIN: 4/01/08
 END: 4/30/08

RICHARD CORDRAY
 TREASURER, STATE OF OHIO
 INVESTMENT TRANSACTION REPORT

TRANSACTIONS FOR 4/01/08 TO 4/30/08

INVST#	TXN	FUND	FUND	SETTLE	CUSIP	DESCRIPTION	RATE	MATURITY	PUR-YL	PAR	AMOUNT	PRIN/PROC	P/S-INTEREST	SETTLE AMT
185644	PUR	303	SPRJ	4/14/08	AG0800254	HUNTINGTON NATIONAL BANK, NA	.02	4/09/09	.020	200,000.00	200,000.00			200,000.00
185636	PUR	303	SPRJ	4/14/08	LD0805290	NCB, FSB	.05	4/14/10	.050	29,732.00	29,732.00			29,732.00
185638	PUR	303	SPRJ	4/14/08	LD0805308	GENOA BANKING COMPANY	.05	4/14/10	.050	185,795.08	185,795.08			185,795.08
185639	PUR	303	SPRJ	4/14/08	LD0805316	OHIO VALLEY BANK COMPANY	.05	4/14/10	.050	155,000.00	155,000.00			155,000.00
185640	PUR	303	SPRJ	4/14/08	LD0805324	FIRST CITIZENS NATIONAL BANK	.05	4/14/10	.050	153,600.00	153,600.00			153,600.00
185666	PUR	300	REG	4/15/08	0027A0DG3	ABBAY NATIONAL NA, LLC	2.55	4/16/08	2.586	50,000,000.00	49,996,458.33			49,996,458.33
185667	PUR	300	REG	4/15/08	02581RKM1	AMERICAN EXPRESS CREDIT CORP	2.63	5/21/08	2.674	50,000,000.00	49,868,500.00			49,868,500.00
185670	PUR	304	REG	4/15/08	02581RKM1	AMERICAN EXPRESS CREDIT CORP	2.63	5/21/08	2.674	15,662,000.00	15,620,808.94			15,620,808.94
184539	CMTR	300	REG	4/15/08	38141W273	GOLDMAN SACHS FIN SQ GOVT #465			2.590	51,200,000.00	51,200,000.00			51,200,000.00
185669	PUR	304	REG	4/15/08	74977KEG0	RABOBANK USA FINANCIAL CORP	2.62	5/16/08	2.657	50,000,000.00	49,887,409.72			49,887,409.72
181771	CMTR	300	REG	4/15/08	926464520	VICTORY FEDERAL MKMT FUND			2.040	20,553,365.01	20,553,365.01			20,553,365.01
185661	PUR	303	SPRJ	4/15/08	AG0800262	U.S. BANK, N.A.	.02	4/09/09	.020	100,000.00	100,000.00			100,000.00
185662	PUR	303	SPRJ	4/15/08	AG0800270	CITIZENS BANKING CO., SANDUSKY	.02	4/09/09	.020	305,000.00	305,000.00			305,000.00
185664	PUR	303	SPRJ	4/15/08	AG0800288	OLD FORT BANKING COMPANY	.02	4/09/09	.020	95,000.00	95,000.00			95,000.00
185665	PUR	303	SPRJ	4/15/08	AG0800296	OLD FORT BANKING COMPANY	.02	4/09/09	.020	100,000.00	100,000.00			100,000.00
185655	PUR	303	SPRJ	4/15/08	LD0805332	HUNTINGTON NATIONAL BANK, NA	.05	4/15/10	.050	244,000.00	244,000.00			244,000.00
185656	PUR	303	SPRJ	4/15/08	LD0805340	NATIONAL CITY BANK	.05	4/15/10	.050	250,000.00	250,000.00			250,000.00
185657	PUR	303	SPRJ	4/15/08	LD0805357	NATIONAL CITY BANK	.05	4/15/10	.050	115,000.00	115,000.00			115,000.00
185658	PUR	303	SPRJ	4/15/08	LD0805365	WESTERN RESERVE BANK	.05	4/15/10	.050	50,000.00	50,000.00			50,000.00
185660	PUR	303	SPRJ	4/15/08	LD0805381	FIRSTMERIT BANK, NA	.05	4/15/10	.050	37,489.75	37,489.75			37,489.75
185668	PUR	303	SPRJ	4/15/08	LD0805399	NATIONAL CITY BANK	.05	4/15/10	.050	267,000.00	267,000.00			267,000.00
185675	PUR	303	SPRJ	4/15/08	LD0805407	KILLBUCK SAVINGS BANK CO.	.05	4/15/10	.050	200,000.00	200,000.00			200,000.00
180571	PUR	300	REG	4/16/08	31331XVY5	FFCB ADJUSTABLE RATE BOND	5.08	5/09/08	5.080	69,999,999.00	69,999,999.00			69,999,999.00
185693	PUR	301	REG	4/16/08	36960LE88	GENERAL ELECTRIC COMPANY	2.29	5/06/08	2.325	10,278,000.00	10,264,924.10			10,264,924.10
185625	PUR	302	DPTF	4/16/08	912803BK8	US TREASURY STRIP (P)		2/15/27	4.457	10,000.00	4,360.00			4,360.00
185605	PUR	302	DPTF	4/16/08	912820EM5	US TREASURY STRIP (P)		2/15/10	1.528	10,000.00	9,725.00			9,725.00
185680	PUR	304	REG	4/16/08	912828HV5	US TREASURY NOTE	2.50	3/31/13	2.673	25,000,000.00	24,800,781.25	27,322.40		24,828,103.65
185630	PUR	302	DPTF	4/16/08	9128334T4	US TREASURY STRIP		2/15/32	4.393	10,000.00	3,550.00			3,550.00
185631	PUR	302	DPTF	4/16/08	9128334V9	US TREASURY STRIP		2/15/33	4.362	10,000.00	3,425.00			3,425.00
185637	PUR	302	DPTF	4/16/08	9128334X5	US TREASURY STRIP		2/15/34	4.338	10,000.00	3,300.00			3,300.00
185632	PUR	302	DPTF	4/16/08	9128334Z0	US TREASURY STRIP		2/15/35	4.352	10,000.00	3,150.00			3,150.00
185633	PUR	302	DPTF	4/16/08	9128335B2	US TREASURY STRIP		2/15/36	4.282	10,000.00	3,075.00			3,075.00
185634	PUR	302	DPTF	4/16/08	9128337F1	US TREASURY STRIP		2/15/37	4.279	10,000.00	2,950.00			2,950.00
185583	PUR	302	DPTF	4/16/08	912833CV0	US TREASURY STRIP		2/15/09	1.500	50,000.00	49,382.00			49,382.00
185604	PUR	302	DPTF	4/16/08	912833CV0	US TREASURY STRIP		2/15/09	1.211	10,000.00	9,900.00			9,900.00
185584	PUR	302	DPTF	4/16/08	912833CX6	US TREASURY STRIP		2/15/10	1.580	50,000.00	48,578.50			48,578.50
185585	PUR	302	DPTF	4/16/08	912833CZ1	US TREASURY STRIP		2/15/11	1.940	50,000.00	47,339.00			47,339.00
185606	PUR	302	DPTF	4/16/08	912833CZ1	US TREASURY STRIP		2/15/11	1.782	10,000.00	9,510.00			9,510.00
185587	PUR	302	DPTF	4/16/08	912833DB3	US TREASURY STRIP		2/15/12	2.290	50,000.00	45,822.00			45,822.00

PGM: INVS_MONTHEND_TRANSACTIONS
 SOURCE: VisualQED
 MODEL: TRANSACTION
 BASIS: SETTLEMENT
 BEGIN: 4/01/08
 END: 4/30/08

RICHARD CORDRAY
 TREASURER, STATE OF OHIO
 INVESTMENT TRANSACTION REPORT

TRANSACTIONS FOR 4/01/08 TO 4/30/08

INVT#	TEN	FUND	FUND	SETTLE	CUSIP	DESCRIPTION	RATE	MATURITY	PUR-YL	PAR AMOUNT	PRIN/PROC	P/S-INTEREST	SETTLE AMT
185607	PUR	302	DPTF	4/16/08	912833DB3	US TREASURY STRIP		2/15/12	2.188	10,000.00	9,200.00		9,200.00
185589	PUR	302	DPTF	4/16/08	912833DD9	US TREASURY STRIP		2/15/13	2.550	50,000.00	44,237.00		44,237.00
185608	PUR	302	DPTF	4/16/08	912833DD9	US TREASURY STRIP		2/15/13	2.509	10,000.00	8,865.00		8,865.00
185590	PUR	302	DPTF	4/16/08	912833DF4	US TREASURY STRIP		2/15/14	2.785	50,000.00	42,551.00		42,551.00
185609	PUR	302	DPTF	4/16/08	912833DF4	US TREASURY STRIP		2/15/14	2.674	10,000.00	8,565.00		8,565.00
185591	PUR	302	DPTF	4/16/08	912833DH0	US TREASURY STRIP		2/15/15	3.100	50,000.00	40,522.00		40,522.00
185610	PUR	302	DPTF	4/16/08	912833DH0	US TREASURY STRIP		2/15/15	2.935	10,000.00	8,195.00		8,195.00
185592	PUR	302	DPTF	4/16/08	912833KG4	US TREASURY STRIP		2/15/16	3.400	50,000.00	38,396.00		38,396.00
185611	PUR	302	DPTF	4/16/08	912833KG4	US TREASURY STRIP		2/15/16	3.316	10,000.00	7,729.00		7,729.00
185593	PUR	302	DPTF	4/16/08	912833KL3	US TREASURY STRIP		2/15/17	3.695	50,000.00	36,185.00		36,185.00
185612	PUR	302	DPTF	4/16/08	912833KL3	US TREASURY STRIP		2/15/17	3.709	10,000.00	7,228.00		7,228.00
185594	PUR	302	DPTF	4/16/08	912833KQ2	US TREASURY STRIP		2/15/18	3.835	50,000.00	34,416.00		34,416.00
185613	PUR	302	DPTF	4/16/08	912833KQ2	US TREASURY STRIP		2/15/18	3.876	10,000.00	6,856.00		6,856.00
185595	PUR	302	DPTF	4/16/08	912833KU3	US TREASURY STRIP		2/15/19	4.112	50,000.00	32,172.00		32,172.00
185614	PUR	302	DPTF	4/16/08	912833KU3	US TREASURY STRIP		2/15/19	4.019	10,000.00	6,498.00		6,498.00
185596	PUR	302	DPTF	4/16/08	912833KY5	US TREASURY STRIP		2/15/20	4.150	50,000.00	30,753.50		30,753.50
185615	PUR	302	DPTF	4/16/08	912833KY5	US TREASURY STRIP		2/15/20	4.176	10,000.00	6,132.00		6,132.00
185597	PUR	302	DPTF	4/16/08	912833LC2	US TREASURY STRIP		2/15/21	4.260	50,000.00	29,111.00		29,111.00
185616	PUR	302	DPTF	4/16/08	912833LC2	US TREASURY STRIP		2/15/21	4.263	10,000.00	5,820.00		5,820.00
185598	PUR	302	DPTF	4/16/08	912833LG3	US TREASURY STRIP		2/15/22	4.350	50,000.00	27,571.00		27,571.00
185617	PUR	302	DPTF	4/16/08	912833LG3	US TREASURY STRIP		2/15/22	4.356	10,000.00	5,510.00		5,510.00
185599	PUR	302	DPTF	4/16/08	912833LL2	US TREASURY STRIP		2/15/23	4.400	50,000.00	26,218.00		26,218.00
185618	PUR	302	DPTF	4/16/08	912833LL2	US TREASURY STRIP		2/15/23	4.379	10,000.00	5,260.00		5,260.00
185600	PUR	302	DPTF	4/16/08	912833LQ1	US TREASURY STRIP		2/15/24	4.430	50,000.00	24,985.00		24,985.00
185619	PUR	302	DPTF	4/16/08	912833LQ1	US TREASURY STRIP		2/15/24	4.426	10,000.00	5,000.00		5,000.00
185601	PUR	302	DPTF	4/16/08	912833LU2	US TREASURY STRIP		2/15/25	4.460	50,000.00	23,797.00		23,797.00
185623	PUR	302	DPTF	4/16/08	912833LU2	US TREASURY STRIP		2/15/25	4.408	10,000.00	4,800.00		4,800.00
185602	PUR	302	DPTF	4/16/08	912833LY4	US TREASURY STRIP		2/15/26	4.480	50,000.00	22,691.00		22,691.00
185624	PUR	302	DPTF	4/16/08	912833LY4	US TREASURY STRIP		2/15/26	4.452	10,000.00	4,560.00		4,560.00
185603	PUR	302	DPTF	4/16/08	912833PC8	US TREASURY STRIP		2/15/27	4.500	50,000.00	21,628.00		21,628.00
185626	PUR	302	DPTF	4/16/08	912833RY8	US TREASURY STRIP		2/15/28	4.515	10,000.00	4,125.00		4,125.00
185627	PUR	302	DPTF	4/16/08	912833XN5	US TREASURY STRIP		2/15/29	4.459	10,000.00	3,990.00		3,990.00
185628	PUR	302	DPTF	4/16/08	912833XX3	US TREASURY STRIP		2/15/30	4.481	10,000.00	3,800.00		3,800.00
185629	PUR	302	DPTF	4/16/08	912833XZ8	US TREASURY STRIP		2/15/31	4.402	10,000.00	3,700.00		3,700.00
181771	CNTR	300	REG	4/16/08	926464520	VICTORY FEDERAL MGMT FUND			2.040		.03	.03	.03
185687	PUR	303	SPRJ	4/16/08	AG0800304	CITIZENS BANK OF ASHVILLE	.02	4/09/09	.020	300,000.00	300,000.00		300,000.00
185689	PUR	303	SPRJ	4/16/08	AG0800312	CITIZENS NATIONAL BANK, CHILLICO	.02	4/09/09	.020	85,000.00	85,000.00		85,000.00
185690	PUR	303	SPRJ	4/16/08	AG0800320	HUNTINGTON NATIONAL BANK, NA	.02	4/09/09	.020	415,000.00	415,000.00		415,000.00
185691	PUR	303	SPRJ	4/16/08	AG0800338	HUNTINGTON NATIONAL BANK, NA	.02	4/09/09	.020	525,000.00	525,000.00		525,000.00

PGM: INVS_MONTHEND_TRANSACTIONS
 SOURCE: VisualQED
 MODEL: TRANSACTION
 BASIS: SETTLEMENT
 BEGIN: 4/01/08
 END: 4/30/08

RICHARD CORDRAY
 TREASURER, STATE OF OHIO
 INVESTMENT TRANSACTION REPORT

TRANSACTIONS FOR 4/01/08 TO 4/30/08

INVT#	TXN	FUND	FUND	SETTLE	CUSIP	DESCRIPTION	RATE	MATURITY	PUR-YL	PAR AMOUNT	PRIN/PROC	P/S-INTEREST	SETTLE AMT
185692	PUR	303	SPRJ	4/16/08	AG0800346	HUNTINGTON NATIONAL BANK, NA	.02	4/09/09	.020	1,457,625.00	1,457,625.00		1,457,625.00
185701	PUR	303	SPRJ	4/16/08	AG0800353	CORTLAND SAVINGS & BANKING CO	.02	4/09/09	.020	100,000.00	100,000.00		100,000.00
185697	PUR	303	SPRJ	4/16/08	AG0800361	FIRST FEDERAL BANK OF THE MIDWEST	.02	4/09/09	.020	1,895,000.00	1,895,000.00		1,895,000.00
185698	PUR	303	SPRJ	4/16/08	AG0800379	U.S. BANK, N.A.	.02	4/09/09	.020	100,000.00	100,000.00		100,000.00
185699	PUR	303	SPRJ	4/16/08	AG0800387	SHERWOOD STATE BANK	.02	4/09/09	.020	670,000.00	670,000.00		670,000.00
185700	PUR	303	SPRJ	4/16/08	AG0800395	GENOA BANKING COMPANY	.02	4/09/09	.020	90,000.00	90,000.00		90,000.00
185704	PUR	303	SPRJ	4/16/08	AG0800403	STATE BANK & TRUST COMPANY	.02	4/09/09	.020	2,100,225.00	2,100,225.00		2,100,225.00
185705	PUR	303	SPRJ	4/16/08	AG0800411	COMMERCIAL SAVINGS BANK, UPPER S	.02	4/09/09	.020	1,109,000.00	1,109,000.00		1,109,000.00
185716	PUR	303	SPRJ	4/16/08	AG0800429	COMMUNITY FIRST BANK	.02	4/09/09	.020	570,000.00	570,000.00		570,000.00
185717	PUR	303	SPRJ	4/16/08	AG0800437	SECURITY NATIONAL BANK & TRUST	.02	4/09/09	.020	1,934,200.00	1,934,200.00		1,934,200.00
185718	PUR	303	SPRJ	4/16/08	AG0800445	SUTTON BANK	.02	4/09/09	.020	715,000.00	715,000.00		715,000.00
185684	PUR	303	SPRJ	4/16/08	LD0805415	PEOPLES BANK, N.A.	.05	4/16/10	.050	100,000.00	100,000.00		100,000.00
185685	PUR	303	SPRJ	4/16/08	LD0805423	FIRST CITIZENS NATIONAL BANK	.05	4/16/10	.050	51,087.25	51,087.25		51,087.25
185686	PUR	303	SPRJ	4/16/08	LD0805431	CORTLAND SAVINGS & BANKING CO	.05	4/16/10	.050	105,741.21	105,741.21		105,741.21
185694	PUR	303	SPRJ	4/16/08	LD0805449	CROGHAN COLONIAL BANK	.05	4/16/10	.050	164,799.25	164,799.25		164,799.25
185695	PUR	303	SPRJ	4/16/08	LD0805456	CROGHAN COLONIAL BANK	.05	4/16/10	.050	76,542.36	76,542.36		76,542.36
185696	PUR	303	SPRJ	4/16/08	LD0805464	WESTERN RESERVE BANK	.05	4/16/10	.050	70,000.00	70,000.00		70,000.00
185740	PUR	300	REG	4/17/08	0027A0DJ7	ABBEY NATIONAL NA, LLC	2.31	4/18/08	2.345	50,000,000.00	49,996,788.19		49,996,788.19
185671	PUR	304	REG	4/17/08	12478JJK8	CBA (DE) FINANCE, INC	2.64	5/19/08	2.683	50,000,000.00	49,882,666.67		49,882,666.67
184539	CNTR	300	REG	4/17/08	38141W273	GOLDMAN SACHS FIN SQ GOVT #465			2.570	17,944,000.00	17,944,000.00		17,944,000.00
185736	PUR	300	REG	4/17/08	4662J0E16	JP MORGAN CHASE & CO	2.35	5/01/08	2.385	50,000,000.00	49,954,305.56		49,954,305.56
185702	PUR	304	REG	4/17/08	912828HT0	US TREASURY NOTE	2.75	2/28/13	2.729	25,000,000.00	25,023,437.50	89,673.91	25,113,111.41
181771	CNTR	300	REG	4/17/08	926464520	VICTORY FEDERAL MKMT FUND			2.040	3,673,858.27	3,673,858.27		3,673,858.27
185737	PUR	300	REG	4/17/08	9497F0E16	WELLS FARGO & CO	2.26	5/01/08	2.293	50,000,000.00	49,956,055.56		49,956,055.56
185723	PUR	303	SPRJ	4/17/08	AG0800452	FIRST-KNOX NATIONAL BANK	.02	4/09/09	.020	155,000.00	155,000.00		155,000.00
185724	PUR	303	SPRJ	4/17/08	AG0800460	LIBERTY NATIONAL BANK	.02	4/09/09	.020	1,550,500.00	1,550,500.00		1,550,500.00
185725	PUR	303	SPRJ	4/17/08	AG0800478	HAMLER STATE BANK	.02	4/09/09	.020	365,000.00	365,000.00		365,000.00
185727	PUR	303	SPRJ	4/17/08	AG0800486	HUNTINGTON NATIONAL BANK, NA	.02	4/09/09	.020	1,357,000.00	1,357,000.00		1,357,000.00
185728	PUR	303	SPRJ	4/17/08	AG0800494	HUNTINGTON NATIONAL BANK, NA	.02	4/09/09	.020	1,095,000.00	1,095,000.00		1,095,000.00
185726	PUR	303	SPRJ	4/17/08	LD0805472	NATIONAL CITY BANK	.05	4/16/10	.050	160,000.00	160,000.00		160,000.00
185729	PUR	303	SPRJ	4/17/08	LD0805480	FIRST CITIZENS NATIONAL BANK	.05	4/16/10	.050	100,000.00	100,000.00		100,000.00
185730	PUR	303	SPRJ	4/17/08	LD0805498	FIRST CITIZENS NATIONAL BANK	.05	4/16/10	.050	61,609.00	61,609.00		61,609.00
185731	PUR	303	SPRJ	4/17/08	LD0805506	CITIZENS SAVINGS BANK, MARTINS F	.05	4/16/10	.050	16,500.00	16,500.00		16,500.00
185732	PUR	303	SPRJ	4/17/08	LD0805514	STATE BANK & TRUST COMPANY	.05	4/16/10	.050	225,000.00	225,000.00		225,000.00
185741	PUR	303	SPRJ	4/17/08	LD0805522	OLD FORT BANKING COMPANY	.05	4/16/10	.050	150,515.00	150,515.00		150,515.00
185735	PUR	301	REG	4/18/08	00077EEK9	ABN AMRO NA FINANCE, INC	2.80	5/19/08	2.846	50,000,000.00	49,879,444.44		49,879,444.44
185772	PUR	301	REG	4/18/08	00077EEK9	ABN AMRO NA FINANCE, INC	2.81	5/19/08	2.856	50,000,000.00	49,879,013.89		49,879,013.89
185752	PUR	300	REG	4/18/08	02581RF24	AMERICAN EXPRESS CREDIT CORP	2.74	6/02/08	2.788	24,682,000.00	24,597,464.15		24,597,464.15
185770	PUR	300	REG	4/18/08	313384YJ2	FHLB DISCOUNT NOTE	2.06	6/20/08	2.102	50,000,000.00	49,819,750.00		49,819,750.00

PGM: INVS_MONTHEND_TRANSACTIONS

RICHARD CORDRAY
TREASURER, STATE OF OHIO

SOURCE: VisualQED

MODEL: TRANSACTION

BASIS: SETTLEMENT

BEGIN: 4/01/08

END: 4/30/08

INVESTMENT TRANSACTION REPORT

TRANSACTIONS FOR 4/01/08 TO 4/30/08

INVT#	TXN	FUND	FUND	SETTLE	CUSIP	DESCRIPTION	RATE	MATURITY	PUR-YL	PAR AMOUNT	PRIN/PROC	P/S-INTEREST	SETTLE AMT
185771	PUR	300	REG	4/18/08	369599R19	GENERAL ELECTRIC CAPITAL SERV	2.27	5/01/08	2.303	35,000,000.00	34,971,309.72		34,971,309.72
185773	PUR	301	REG	4/18/08	36960LE68	GENERAL ELECTRIC COMPANY	2.29	5/06/08	2.324	50,000,000.00	49,942,750.00		49,942,750.00
185774	PUR	301	REG	4/18/08	36960LE68	GENERAL ELECTRIC COMPANY	2.29	5/06/08	2.324	39,722,000.00	39,676,518.31		39,676,518.31
185775	PUR	301	REG	4/18/08	36960LED3	GENERAL ELECTRIC COMPANY	2.29	5/13/08	2.326	15,496,000.00	15,471,357.06		15,471,357.06
184510	CNTR	304	REG	4/18/08	38141W273	GOLDMAN SACHS FIN SQ GOVT #465			2.560	378,000.00	378,000.00		378,000.00
185751	PUR	300	REG	4/18/08	74977KXK1	RABOBANK USA FINANCIAL CORP	2.70	5/19/08	2.739	25,799,000.00	25,739,128.40		25,739,128.40
185759	PUR	304	REG	4/18/08	912828EQ6	US TREASURY NOTE	2.88	1/31/13	2.899	25,000,000.00	24,972,656.25	154,017.86	25,126,674.11
185764	PUR	303	SPRJ	4/18/08	AG0800502	FARMERS & MERCHANTS STATE BANK	.02	4/09/09	.020	2,805,000.00	2,805,000.00		2,805,000.00
185765	PUR	303	SPRJ	4/18/08	AG0800510	FIRST CITIZENS NATIONAL BANK	.02	4/09/09	.020	750,000.00	750,000.00		750,000.00
185766	PUR	303	SPRJ	4/18/08	AG0800528	HOME SAVINGS & LOAN COMPANY	.02	4/09/09	.020	533,000.00	533,000.00		533,000.00
185760	PUR	303	SPRJ	4/18/08	LD0805530	ADVANTAGE BANK	.05	4/16/10	.050	124,490.58	124,490.58		124,490.58
185761	PUR	303	SPRJ	4/18/08	LD0805548	PARK NATIONAL BANK	.05	4/16/10	.050	110,000.00	110,000.00		110,000.00
185762	PUR	303	SPRJ	4/18/08	LD0805555	FIRST FEDERAL BANK OF THE MIDWEST	.05	4/16/10	.050	74,157.09	74,157.09		74,157.09
185763	PUR	303	SPRJ	4/18/08	LD0805563	HEARTLAND BANK	.05	4/16/10	.050	114,000.00	114,000.00		114,000.00
185768	PUR	303	SPRJ	4/18/08	LD0805589	NATIONAL CITY BANK	.05	4/16/10	.050	265,000.00	265,000.00		265,000.00
146173	CNTR	302	DPTF	4/18/08	STAR30210	STAR OHIO 27044			2.510	500,000.00	500,000.00		500,000.00
185738	PUR	300	REG	4/21/08	12478JEM4	CBA (DE) FINANCE, INC	2.68	5/21/08	2.723	50,000,000.00	49,888,333.33		49,888,333.33
185804	PUR	300	REG	4/21/08	313384YB9	FHLE DISCOUNT NOTE	2.06	6/13/08	2.101	50,000,000.00	49,848,361.11		49,848,361.11
185805	PUR	300	REG	4/21/08	313384YB9	FHLE DISCOUNT NOTE	2.06	6/13/08	2.101	50,000,000.00	49,848,361.11		49,848,361.11
184539	CNTR	300	REG	4/21/08	38141W273	GOLDMAN SACHS FIN SQ GOVT #465			2.550	5,079,000.00	5,079,000.00		5,079,000.00
184539	CNTR	300	REG	4/21/08	38141W273	GOLDMAN SACHS FIN SQ GOVT #465			2.550	8,349,000.00	8,349,000.00		8,349,000.00
185806	PUR	304	REG	4/21/08	74433GE69	PRUDENTIAL FUNDING	2.26	5/06/08	2.294	45,042,000.00	44,999,585.45		44,999,585.45
185796	PUR	303	SPRJ	4/21/08	AG0800536	NATIONAL BANK & TRUST COMPANY	.02	4/09/09	.020	1,001,000.00	1,001,000.00		1,001,000.00
185797	PUR	303	SPRJ	4/21/08	AG0800544	CITIZENS BANKING CO., SANDUSKY	.02	4/09/09	.020	100,000.00	100,000.00		100,000.00
185799	PUR	303	SPRJ	4/21/08	AG0800569	HOME SAVINGS & LOAN COMPANY	.02	4/09/09	.020	10,000.00	10,000.00		10,000.00
185783	PUR	303	SPRJ	4/21/08	LD0805597	KEYBANK, NA	.05	4/21/10	.050	80,000.00	80,000.00		80,000.00
185784	PUR	303	SPRJ	4/21/08	LD0805605	PARK NATIONAL BANK	.05	4/21/10	.050	15,843.75	15,843.75		15,843.75
185785	PUR	303	SPRJ	4/21/08	LD0805613	OSGOOD STATE BANK	.05	4/21/10	.050	250,000.00	250,000.00		250,000.00
185786	PUR	303	SPRJ	4/21/08	LD0805621	FARMERS NATIONAL BANK	.05	4/21/10	.050	118,989.82	118,989.82		118,989.82
185787	PUR	303	SPRJ	4/21/08	LD0805639	GENOA BANKING COMPANY	.05	4/21/10	.050	400,000.00	400,000.00		400,000.00
185795	PUR	303	SPRJ	4/21/08	LD0805647	New Carlisle Fed Savings DNU	.05	4/21/10	.050	400,000.00	400,000.00		400,000.00
185800	PUR	303	SPRJ	4/21/08	LD0805654	WESTFIELD BANK, PSB	.05	4/21/10	.050	156,337.00	156,337.00		156,337.00
185801	PUR	303	SPRJ	4/21/08	LD0805662	WESTFIELD BANK, PSB	.05	4/21/10	.050	240,000.00	240,000.00		240,000.00
185802	PUR	303	SPRJ	4/21/08	LD0805670	WESTFIELD BANK, PSB	.05	4/21/10	.050	294,881.00	294,881.00		294,881.00
185803	PUR	303	SPRJ	4/21/08	LD0808583	NATIONAL CITY BANK	.05	4/21/10	.050	124,545.00	124,545.00		124,545.00
185776	PUR	301	REG	4/22/08	12478JEM2	CBA (DE) FINANCE, INC	2.68	5/22/08	2.723	50,000,000.00	49,888,333.33		49,888,333.33
185475	PUR	301	REG	4/22/08	3128X7JC9	FHLMC DEBENTURE	4.04	4/22/13	4.035	50,000,000.00	50,000,000.00		50,000,000.00
185824	PUR	300	REG	4/22/08	313384YJ2	FHLE DISCOUNT NOTE	2.06	6/20/08	2.101	50,000,000.00	49,831,194.44		49,831,194.44
170509	CNTR	300	REG	4/22/08	4812C0670	JP MORGAN US GOVT MMTT #3164			2.480	24,278,000.00	24,278,000.00		24,278,000.00

PGM: INVS_MONTHEND_TRANSACTIONS
 SOURCE: VisualQED
 MODEL: TRANSACTION
 BASIS: SETTLEMENT
 BEGIN: 4/01/08
 END: 4/30/08

RICHARD CORDRAY
 TREASURER, STATE OF OHIO
 INVESTMENT TRANSACTION REPORT

TRANSACTIONS FOR 4/01/08 TO 4/30/08

PAGE: 9

INVST#	TXN	FUND	FUND	SETTLE	CUSIP	DESCRIPTION	RATE	MATURITY	PUR-YL	PAR AMOUNT	PRIN/PROC	P/S-INTEREST	SETTLE AMT
180005	CNTR	301	REG	4/22/08	4812C0670	JP MORGAN US GOVT MMKT #3164			2.480	1,909,000.00	1,909,000.00		1,909,000.00
185814	PUR	304	REG	4/22/08	912828RQ6	US TREASURY NOTE	2.88	1/31/13	2.934	25,000,000.00	24,933,593.75	161,916.21	25,095,509.96
181771	CNTR	300	REG	4/22/08	926464520	VICTORY FEDERAL MMKT FUND			2.040	7,612,857.65	7,612,857.65		7,612,857.65
185820	PUR	303	SPRJ	4/22/08	AG0800577	GENOA BANKING COMPANY	.02	4/09/09	.020	100,000.00	100,000.00		100,000.00
185821	PUR	303	SPRJ	4/22/08	AG0800585	FIRST-KNOX NATIONAL BANK	.02	4/09/09	.020	170,000.00	170,000.00		170,000.00
185827	PUR	303	SPRJ	4/22/08	AG0800593	WELLS FARGO BANK OHIO, NA	.02	4/09/09	.020	1,681,000.00	1,681,000.00		1,681,000.00
185815	PUR	303	SPRJ	4/22/08	LD0805696	HUNTINGTON NATIONAL BANK, NA	.05	4/22/10	.050	400,000.00	400,000.00		400,000.00
185816	PUR	303	SPRJ	4/22/08	LD0805704	HUNTINGTON NATIONAL BANK, NA	.05	4/22/10	.050	250,000.00	250,000.00		250,000.00
185817	PUR	303	SPRJ	4/22/08	LD0805712	NATIONAL CITY BANK	.05	4/22/10	.050	258,320.00	258,320.00		258,320.00
185818	PUR	303	SPRJ	4/22/08	LD0805720	FIRST FEDERAL BANK OF THE MIDWEST	.05	4/22/10	.050	400,000.00	400,000.00		400,000.00
185819	PUR	303	SPRJ	4/22/08	LD0805738	U.S. BANK, N.A.	.05	4/22/10	.050	116,588.22	116,588.22		116,588.22
185851	PUR	304	REG	4/23/08	0027A0EFP2	ABBNEY NATIONAL NA, LLC	2.53	5/23/08	2.571	50,000,000.00	49,894,583.33		49,894,583.33
185845	PUR	300	REG	4/23/08	313384YJ2	FHLB DISCOUNT NOTE	2.05	6/20/08	2.091	50,000,000.00	49,834,861.11		49,834,861.11
185847	PUR	300	REG	4/23/08	313384YJ2	FHLB DISCOUNT NOTE	2.05	6/20/08	2.091	50,000,000.00	49,834,861.11		49,834,861.11
185848	PUR	300	REG	4/23/08	313384YJ2	FHLB DISCOUNT NOTE	2.05	6/20/08	2.091	50,000,000.00	49,834,861.11		49,834,861.11
184539	CNTR	300	REG	4/23/08	38141W273	GOLDMAN SACHS FIN SQ GOVT #465			2.510	47,855,000.00	47,855,000.00		47,855,000.00
184510	CNTR	304	REG	4/23/08	38141W273	GOLDMAN SACHS FIN SQ GOVT #465			2.510	105,000.00	105,000.00		105,000.00
185849	PUR	300	REG	4/23/08	4042F0E80	HSEC FINANCE CORP	2.20	5/08/08	2.233	50,000,000.00	49,954,166.67		49,954,166.67
185850	PUR	300	REG	4/23/08	4042F0E98	HSEC FINANCE CORP	2.20	5/09/08	2.233	50,000,000.00	49,951,111.11		49,951,111.11
170509	CNTR	300	REG	4/23/08	4812C0670	JP MORGAN US GOVT MMKT #3164			2.470	40,000,000.00	40,000,000.00		40,000,000.00
185843	PUR	300	REG	4/23/08	744333GE93	PRUDENTIAL FUNDING	2.23	5/09/08	2.263	15,000,000.00	14,985,133.33		14,985,133.33
181771	CNTR	300	REG	4/23/08	926464520	VICTORY FEDERAL MMKT FUND			2.040	29,368,528.20	29,368,528.20		29,368,528.20
185842	PUR	300	REG	4/23/08	9497F0E16	WELLS FARGO & CO	2.29	5/01/08	2.323	25,000,000.00	24,987,277.78		24,987,277.78
185837	PUR	303	SPRJ	4/23/08	AG0800601	RIPLEY FEDERAL SAVINGS BANK	.02	4/09/09	.020	470,000.00	470,000.00		470,000.00
185838	PUR	303	SPRJ	4/23/08	AG0800619	NATIONAL BANK OF OAK HARBOR	.02	4/09/09	.020	360,000.00	360,000.00		360,000.00
185833	PUR	303	SPRJ	4/23/08	LD0805746	ADVANTAGE BANK	.05	4/23/10	.050	375,000.00	375,000.00		375,000.00
185834	PUR	303	SPRJ	4/23/08	LD0805753	ADVANTAGE BANK	.05	4/23/10	.050	27,027.80	27,027.80		27,027.80
185835	PUR	303	SPRJ	4/23/08	LD0805761	FORT JENNINGS STATE BANK	.05	4/23/10	.050	393,096.00	393,096.00		393,096.00
185836	PUR	303	SPRJ	4/23/08	LD0805779	OSGOOD STATE BANK	.05	4/23/10	.050	270,000.00	270,000.00		270,000.00
185839	PUR	303	SPRJ	4/23/08	LD0805787	FIRST FINANCIAL BANK, NA	.05	4/23/10	.050	50,000.00	50,000.00		50,000.00
185840	PUR	303	SPRJ	4/23/08	LD0805795	FIRST FINANCIAL BANK, NA	.05	4/23/10	.050	400,000.00	400,000.00		400,000.00
185860	PUR	300	REG	4/24/08	313396ZV8	FHLMC DISCOUNT NOTE	2.05	7/25/08	2.095	50,000,000.00	49,738,055.56		49,738,055.56
185861	PUR	300	REG	4/24/08	313396ZV8	FHLMC DISCOUNT NOTE	2.05	7/25/08	2.095	50,000,000.00	49,738,055.56		49,738,055.56
184539	CNTR	300	REG	4/24/08	38141W273	GOLDMAN SACHS FIN SQ GOVT #465			2.510	6,064,000.00	6,064,000.00		6,064,000.00
181771	CNTR	300	REG	4/24/08	926464520	VICTORY FEDERAL MMKT FUND			2.040	25,453,151.76	25,453,151.76		25,453,151.76
185865	PUR	303	SPRJ	4/24/08	AG0800627	FIRST FINANCIAL BANK, NA	.02	4/09/09	.020	50,000.00	50,000.00		50,000.00
185866	PUR	303	SPRJ	4/24/08	AG0800635	OLD NATIONAL BANK	.02	4/09/09	.020	150,000.00	150,000.00		150,000.00
185868	PUR	303	SPRJ	4/24/08	AG0800643	FIRST CITIZENS NATIONAL BANK	.02	4/09/09	.020	300,000.00	300,000.00		300,000.00
185857	PUR	303	SPRJ	4/24/08	LD0805803	AMERICAN SAVINGS BANK, FSB	.05	4/23/10	.050	225,000.00	225,000.00		225,000.00

PGM: INVS_MONTHEND_TRANSACTIONS
SOURCE: VisualQED
MODEL: TRANSACTION
BASIS: SETTLEMENT
BEGIN: 4/01/08
END: 4/30/08

RICHARD CORDRAY
TREASURER, STATE OF OHIO
INVESTMENT TRANSACTION REPORT

TRANSACTIONS FOR 4/01/08 TO 4/30/08

PAGE: 10

Table with columns: INVST# TXN FUND FUND SETTLE CUSIP DESCRIPTION RATE MATURITY PUR-YL PAR AMOUNT PRIN/PROC P/S-INTEREST SETTLE AMT. Contains multiple rows of transaction data.

PGM: INVS_MONTHEND_TRANSACTIONS
 SOURCE: VisualQED
 MODEL: TRANSACTION
 BASIS: SETTLEMENT
 BEGIN: 4/01/08
 END: 4/30/08

RICHARD CORDRAY
 TREASURER, STATE OF OHIO
 INVESTMENT TRANSACTION REPORT

TRANSACTIONS FOR 4/01/08 TO 4/30/08

INVT#	TKN	FUND	FOND	SETTLE	CUSIP	DESCRIPTION	RATE	MATURITY	PUR-YL	PAR AMOUNT	PRIN/PROC	P/S-INTEREST	SETTLE AMT
185876	PUR	302	DPTF	4/28/08	912833DF4	US TREASURY STRIP		2/15/14	3.300	25,000.00	20,677.75		20,677.75
185877	PUR	302	DPTF	4/28/08	912833DE0	US TREASURY STRIP		2/15/15	3.463	25,000.00	19,794.75		19,794.75
185878	PUR	302	DPTF	4/28/08	912833KG4	US TREASURY STRIP		2/15/16	3.700	25,000.00	18,782.75		18,782.75
185879	PUR	302	DPTF	4/28/08	912833KL3	US TREASURY STRIP		2/15/17	4.020	25,000.00	17,613.25		17,613.25
185880	PUR	302	DPTF	4/28/08	912833KQ2	US TREASURY STRIP		2/15/18	4.180	25,000.00	16,667.75		16,667.75
185881	PUR	302	DPTF	4/28/08	912833KU3	US TREASURY STRIP		2/15/19	4.350	25,000.00	15,707.50		15,707.50
185882	PUR	302	DPTF	4/28/08	912833KY5	US TREASURY STRIP		2/15/20	4.470	25,000.00	14,838.75		14,838.75
185883	PUR	302	DPTF	4/28/08	912833LC2	US TREASURY STRIP		2/15/21	4.600	25,000.00	13,968.00		13,968.00
185884	PUR	302	DPTF	4/28/08	912833LG3	US TREASURY STRIP		2/15/22	4.670	25,000.00	13,221.50		13,221.50
185885	PUR	302	DPTF	4/28/08	912833LL2	US TREASURY STRIP		2/15/23	4.700	25,000.00	12,570.50		12,570.50
185886	PUR	302	DPTF	4/28/08	912833LQ1	US TREASURY STRIP		2/15/24	4.730	25,000.00	11,944.50		11,944.50
185887	PUR	302	DPTF	4/28/08	912833LU2	US TREASURY STRIP		2/15/25	4.780	25,000.00	11,305.75		11,305.75
185888	PUR	302	DPTF	4/28/08	912833LY4	US TREASURY STRIP		2/15/26	4.790	25,000.00	10,765.25		10,765.25
185889	PUR	302	DPTF	4/28/08	912833PC8	US TREASURY STRIP		2/15/27	4.680	25,000.00	10,477.25		10,477.25
185890	PUR	302	DPTF	4/28/08	912833RY8	US TREASURY STRIP		2/15/28	4.660	25,000.00	10,042.25		10,042.25
185891	PUR	302	DPTF	4/28/08	912833XM5	US TREASURY STRIP		2/15/29	4.660	25,000.00	9,590.25		9,590.25
185892	PUR	302	DPTF	4/28/08	912833XX3	US TREASURY STRIP		2/15/30	4.630	25,000.00	9,217.25		9,217.25
185893	PUR	302	DPTF	4/28/08	912833XZ8	US TREASURY STRIP		2/15/31	4.570	25,000.00	8,923.25		8,923.25
185931	PUR	303	SPRJ	4/28/08	AG0800676	OLD NATIONAL BANK	.02	4/09/09	.020	230,000.00	230,000.00		230,000.00
185932	PUR	303	SPRJ	4/28/08	AG0800684	UNITED BANK N.A.	.02	4/09/09	.020	100,000.00	100,000.00		100,000.00
185924	PUR	303	SPRJ	4/28/08	LD0805944	NATIONAL CITY BANK	.05	4/28/10	.050	194,706.00	194,706.00		194,706.00
185925	PUR	303	SPRJ	4/28/08	LD0805951	NATIONAL CITY BANK	.05	4/28/10	.050	200,000.00	200,000.00		200,000.00
185926	PUR	303	SPRJ	4/28/08	LD0805969	HUNTINGTON NATIONAL BANK, NA	.05	4/28/10	.050	307,149.82	307,149.82		307,149.82
185927	PUR	303	SPRJ	4/28/08	LD0805977	HUNTINGTON NATIONAL BANK, NA	.05	4/28/10	.050	284,648.85	284,648.85		284,648.85
185928	PUR	303	SPRJ	4/28/08	LD0805985	HUNTINGTON NATIONAL BANK, NA	.05	4/28/10	.050	212,000.00	212,000.00		212,000.00
185929	PUR	303	SPRJ	4/28/08	LD0805993	KKYBANK,NA	.05	4/28/10	.050	400,000.00	400,000.00		400,000.00
185930	PUR	303	SPRJ	4/28/08	LD0806009	NORTH SIDE BANK & TRUST	.05	4/28/10	.050	250,000.00	250,000.00		250,000.00
185934	PUR	303	SPRJ	4/28/08	LD0806017	FARMERS CITIZENS BANK	.05	4/28/10	.050	300,000.00	300,000.00		300,000.00
185935	PUR	303	SPRJ	4/28/08	LD0806025	FARMERS CITIZENS BANK	.05	4/28/10	.050	250,000.00	250,000.00		250,000.00
185936	PUR	303	SPRJ	4/28/08	LD0806033	FARMERS CITIZENS BANK	.05	4/28/10	.050	150,000.00	150,000.00		150,000.00
185937	PUR	303	SPRJ	4/28/08	LD0806041	FARMERS CITIZENS BANK	.05	4/28/10	.050	135,000.00	135,000.00		135,000.00
185938	PUR	303	SPRJ	4/28/08	LD0806058	FARMERS CITIZENS BANK	.05	4/28/10	.050	400,000.00	400,000.00		400,000.00
185939	PUR	303	SPRJ	4/28/08	LD0806066	FARMERS CITIZENS BANK	.05	4/28/10	.050	400,000.00	400,000.00		400,000.00
185940	PUR	303	SPRJ	4/28/08	LD0806074	COMMUNITY BANK, CROOKSVILLE	.05	4/28/10	.050	249,322.00	249,322.00		249,322.00
185941	PUR	303	SPRJ	4/28/08	LD0806082	CITIZENS NATIONAL OF BLUFFTON	.05	4/28/10	.050	15,000.00	15,000.00		15,000.00
185942	PUR	303	SPRJ	4/28/08	LD0806090	NATIONAL BANK OF OAK HARBOR	.05	4/28/10	.050	50,000.00	50,000.00		50,000.00
185943	PUR	303	SPRJ	4/28/08	LD0806108	OSGOOD STATE BANK	.05	4/28/10	.050	20,000.00	20,000.00		20,000.00
185944	PUR	303	SPRJ	4/28/08	LD0806116	WESTFIELD BANK, FSB	.05	4/28/10	.050	400,000.00	400,000.00		400,000.00
185945	PUR	303	SPRJ	4/28/08	LD0806124	WESTFIELD BANK, FSB	.05	4/28/10	.050	184,000.00	184,000.00		184,000.00

PGM: INVS_MONTHEND_TRANSACTIONS
 SOURCE: VisualQED
 MODEL: TRANSACTION
 BASIS: SETTLEMENT
 BEGIN: 4/01/08
 END: 4/30/08

RICHARD CORDRAY
 TREASURER, STATE OF OHIO
 INVESTMENT TRANSACTION REPORT

TRANSACTIONS FOR 4/01/08 TO 4/30/08

INVST#	TXN	FUND	FUND	SETTLE	CUSIP	DESCRIPTION	RATE	MATURITY	PUR-YL	PAR AMOUNT	PRIN/PROC	P/S-INTEREST	SETTLE AMT	
185972	PUR	300	REG	4/29/08	313384XM6	FHLE DISCOUNT NOTE	1.98	5/30/08	2.016	50,000,000.00	49,914,750.00		49,914,750.00	
185973	PUR	300	REG	4/29/08	313384XM6	FHLE DISCOUNT NOTE	1.98	5/30/08	2.016	50,000,000.00	49,914,750.00		49,914,750.00	
185971	PUR	300	REG	4/29/08	313384XU8	FHLE DISCOUNT NOTE	2.00	6/06/08	2.038	20,100,000.00	20,057,566.67		20,057,566.67	
185974	PUR	300	REG	4/29/08	313384XU8	FHLE DISCOUNT NOTE	1.97	6/06/08	2.007	50,000,000.00	49,896,027.78		49,896,027.78	
185975	PUR	300	REG	4/29/08	313384XU8	FHLE DISCOUNT NOTE	1.97	6/06/08	2.007	25,000,000.00	24,948,013.89		24,948,013.89	
184539	CNTR	300	REG	4/29/08	38141W273	GOLDMAN SACHS FIN SQ GOVT #465			2.490	16,737,000.00	16,737,000.00		16,737,000.00	
184539	CNTR	300	REG	4/29/08	38141W273	GOLDMAN SACHS FIN SQ GOVT #465			2.490	19,320,000.00	19,320,000.00		19,320,000.00	
184510	CNTR	304	REG	4/29/08	38141W273	GOLDMAN SACHS FIN SQ GOVT #465			2.490	188,000.00	188,000.00		188,000.00	
185960	PUR	304	REG	4/29/08	912828HS2	US TREASURY NOTE	2.00	2/28/10	2.323	10,000,000.00	9,942,187.50	32,608.70	9,974,796.20	
181771	CNTR	300	REG	4/29/08	926464520	VICTORY FEDERAL MMKT FUND			1.960	10,296,315.60	10,296,315.60		10,296,315.60	
185964	PUR	303	SPRJ	4/29/08	LD0806132	FARMERS & MERCHANTS STATE BANK	.05	4/29/10	.050	127,012.00	127,012.00		127,012.00	
185965	PUR	303	SPRJ	4/29/08	LD0806140	NATIONAL CITY BANK	.05	4/29/10	.050	400,000.00	400,000.00		400,000.00	
185966	PUR	303	SPRJ	4/29/08	LD0806157	OHIO VALLEY BANK COMPANY	.05	4/29/10	.050	46,396.01	46,396.01		46,396.01	
185967	PUR	303	SPRJ	4/29/08	LD0806165	OSGOOD STATE BANK	.05	4/29/10	.050	100,000.00	100,000.00		100,000.00	
185968	PUR	303	SPRJ	4/29/08	LD0806173	SIGNATURE BANK, N.A.	.05	4/29/10	.050	79,000.00	79,000.00		79,000.00	
185969	PUR	303	SPRJ	4/29/08	LD0806181	ADVANTAGE BANK	.05	4/29/10	.050	34,354.28	34,354.28		34,354.28	
186002	PUR	300	REG	4/30/08	0027A0E15	ABBEY NATIONAL NA, LLC	2.38	5/01/08	2.408	50,000,000.00	49,996,701.39		49,996,701.39	
185976	PUR	304	REG	4/30/08	0660P0E99	BANK OF AMERICA	2.60	5/30/08	2.642	35,000,000.00	34,924,166.67		34,924,166.67	
186000	PUR	300	REG	4/30/08	313384YW3	FHLE DISCOUNT NOTE	2.03	7/02/08	2.066	25,000,000.00	24,911,406.25		24,911,406.25	
186001	PUR	300	REG	4/30/08	313384YW3	FHLE DISCOUNT NOTE	2.03	7/02/08	2.066	25,177,000.00	25,087,779.01		25,087,779.01	
185999	PUR	300	REG	4/30/08	313396B28	FHLMC DISCOUNT NOTE	2.05	8/07/08	2.096	50,000,000.00	49,718,125.00		49,718,125.00	
185997	PUR	300	REG	4/30/08	313396ZY2	FHLMC DISCOUNT NOTE	2.05	7/28/08	2.095	50,000,000.00	49,746,597.22		49,746,597.22	
185998	PUR	300	REG	4/30/08	313588A21	FHMA DISCOUNT NOTE	2.05	7/30/08	2.095	50,000,000.00	49,740,902.78		49,740,902.78	
184539	CNTR	300	REG	4/30/08	38141W273	GOLDMAN SACHS FIN SQ GOVT #465			2.440	16,133,000.00	16,133,000.00		16,133,000.00	
184510	CNTR	304	REG	4/30/08	38141W273	GOLDMAN SACHS FIN SQ GOVT #465			2.440	13,977,000.00	13,977,000.00		13,977,000.00	
185987	PUR	303	SPRJ	4/30/08	AG0800692	UNION BANK COMPANY	.02	4/09/09	.020	2,894,400.00	2,894,400.00		2,894,400.00	
185988	PUR	303	SPRJ	4/30/08	AG0800700	HUNTINGTON NATIONAL BANK, NA	.02	4/09/09	.020	240,000.00	240,000.00		240,000.00	
185989	PUR	303	SPRJ	4/30/08	LD0806199	NATIONAL CITY BANK	.05	4/30/10	.050	135,718.00	135,718.00		135,718.00	
185990	PUR	303	SPRJ	4/30/08	LD0806207	NATIONAL CITY BANK	.05	4/30/10	.050	340,000.00	340,000.00		340,000.00	
185991	PUR	303	SPRJ	4/30/08	LD0806215	ADVANTAGE BANK	.05	4/30/10	.050	275,000.00	275,000.00		275,000.00	
185992	PUR	303	SPRJ	4/30/08	LD0806223	FIRST FEDERAL BANK OF THE MIDWEST	.05	4/30/10	.050	400,000.00	400,000.00		400,000.00	
185993	PUR	303	SPRJ	4/30/08	LD0806231	FIRST CITIZENS NATIONAL BANK	.05	4/30/10	.050	370,346.64	370,346.64		370,346.64	
185994	PUR	303	SPRJ	4/30/08	LD0806249	FARMERS & MERCHANTS STATE BANK	.05	4/30/10	.050	100,000.00	100,000.00		100,000.00	
185996	PUR	303	SPRJ	4/30/08	LD0806256	FARMERS & MERCHANTS STATE BANK	.05	4/30/10	.050	400,000.00	400,000.00		400,000.00	
186004	PUR	303	SPRJ	4/30/08	LD0806264	COMMERCIAL NATIONAL BANK	.05	4/30/10	.050	400,000.00	400,000.00		400,000.00	
											5,173,217,943.60	5,165,644,076.60	823,558.13	5,166,467,634.73

PGM: INVS_MONTHEHD_TRANSACTIONS
 SOURCE: VisualQED
 MODEL: TRANSACTION
 BASIS: SETTLEMENT
 BEGIN: 4/01/08
 END: 4/30/08

RICHARD CORDRAY
 TREASURER, STATE OF OHIO
 INVESTMENT TRANSACTION REPORT

TRANSACTIONS FOR 4/01/08 TO 4/30/08

PAGE: 13

INVST#	TXN	FUND	FUND	SETTLE	CUSIP	DESCRIPTION	RATE	MATURITY	PUR-YL	PAR AMOUNT	PRIN/PROC	P/S-INTEREST	SETTLE AMT
180130	CALL	301	REG	4/01/08	3136F8RG3	FNMA DEBENTURE	5.13	4/01/10		50,000,000.00	50,000,000.00		50,000,000.00
184539	WTHD	300	REG	4/01/08	38141W273	GOLDMAN SACHS FIN SQ GOVT #465				9,767,000.00	9,767,000.00		9,767,000.00
180005	WTHD	301	REG	4/01/08	4812C0670	JP MORGAN US GOVT MMKT #3164				49,949,000.00	49,949,000.00		49,949,000.00
185325	SALE	304	REG	4/01/08	912828HU7	US TREASURY NOTE	1.75	3/31/10		25,000,000.00	25,070,312.50	1,195.36	25,071,507.86
181771	WTHD	300	REG	4/01/08	926464520	VICTORY FEDERAL MMKT FUND				.06	.06		.06
181771	WTHD	300	REG	4/01/08	926464520	VICTORY FEDERAL MMKT FUND				3,442,444.10	3,442,444.10		3,442,444.10
182690	CALL	303	SPRJ	4/01/08	LD0800630	FIRST FEDERAL BANK OF THE MIDWEST	1.25	10/01/09		6,040.98	6,040.98		6,040.98
181439	CALL	301	REG	4/02/08	3133XLKK8	FHLB DEBENTURE	5.84	7/02/12		25,000,000.00	25,000,000.00		25,000,000.00
184510	WTHD	304	REG	4/02/08	38141W273	GOLDMAN SACHS FIN SQ GOVT #465				105,283,000.00	105,283,000.00		105,283,000.00
180687	SALE	303	SPRJ	4/02/08	AG0700546	PEOPLES BANK COMPANY	1.08	4/16/08		455,000.00	455,000.00	4,709.25	459,709.25
182785	CALL	303	SPRJ	4/02/08	LD0800648	HOME CITY FEDERAL SAVINGS BANK	1.25	10/02/09		5,091.66	5,091.66		5,091.66
182786	CALL	303	SPRJ	4/02/08	LD0800655	SHERWOOD STATE BANK	1.25	10/02/09		7,729.91	7,729.91		7,729.91
182796	CALL	303	SPRJ	4/02/08	LD0800663	HOME LOAN SAVINGS BANK	1.25	10/02/09		8,664.70	8,664.70		8,664.70
181771	WTHD	300	REG	4/03/08	926464520	VICTORY FEDERAL MMKT FUND				12,000,026.44	12,000,026.44		12,000,026.44
178406	CALL	303	SPRJ	4/03/08	LD0700434	MINSTER BANK	1.75	10/03/08		15,549.32	15,549.32		15,549.32
180437	CALL	303	SPRJ	4/03/08	LD0700889	HUNTINGTON NATIONAL BANK, NA	1.75	4/03/09		5,790.76	5,790.76		5,790.76
184539	WTHD	300	REG	4/04/08	38141W273	GOLDMAN SACHS FIN SQ GOVT #465				50,000,000.00	50,000,000.00		50,000,000.00
170509	WTHD	300	REG	4/04/08	4812C0670	JP MORGAN US GOVT MMKT #3164				44,000,000.00	44,000,000.00		44,000,000.00
181771	WTHD	300	REG	4/04/08	926464520	VICTORY FEDERAL MMKT FUND				6,115,402.24	6,115,402.24		6,115,402.24
154433	WTHD	300	REG	4/04/08	STAR30012	STAR OHIO 10010	1.95			3,348,400.00	3,348,400.00		3,348,400.00
182799	CALL	303	SPRJ	4/05/08	LD0800671	FIRST NATIONAL BANK OF PANDORA	1.50	10/05/09		769.51	769.51		769.51
182801	CALL	303	SPRJ	4/05/08	LD0800689	FIRST NATIONAL BANK OF PANDORA	1.50	10/05/09		2,061.63	2,061.63		2,061.63
182803	CALL	303	SPRJ	4/05/08	LD0800697	FIRST NATIONAL BANK OF PANDORA	1.50	10/05/09		6,930.52	6,930.52		6,930.52
184539	WTHD	300	REG	4/08/08	38141W273	GOLDMAN SACHS FIN SQ GOVT #465				20,000,000.00	20,000,000.00		20,000,000.00
170509	WTHD	300	REG	4/08/08	4812C0670	JP MORGAN US GOVT MMKT #3164				26,000,000.00	26,000,000.00		26,000,000.00
181771	WTHD	300	REG	4/08/08	926464520	VICTORY FEDERAL MMKT FUND				2,811,802.11	2,811,802.11		2,811,802.11
154433	WTHD	300	REG	4/08/08	STAR30012	STAR OHIO 10010	1.95			40,000,000.00	40,000,000.00		40,000,000.00
185526	SALE	300	REG	4/09/08	31331YD72	FPCB ADJUSTABLE RATE BOHD	2.17	5/08/09		70,000,000.00	70,000,000.00		70,000,000.00
181885	SALE	303	SPRJ	4/09/08	LD0800150	CITIZENS NATIONAL OF BLUFFTON	1.75	7/27/09		234,991.01	234,991.01	822.47	235,813.48
182859	CALL	303	SPRJ	4/09/08	LD0800705	CITIZENS SAVINGS BANK, MARTINS F	1.25	10/09/09		1,663.89	1,663.89		1,663.89
182860	CALL	303	SPRJ	4/09/08	LD0800713	CITIZENS NATIONAL OF BLUFFTON	1.25	10/09/09		20,100.84	20,100.84		20,100.84
182871	CALL	303	SPRJ	4/09/08	LD0800721	FIRST FEDERAL BANK OF THE MIDWEST	1.25	10/09/09		2,669.16	2,669.16		2,669.16
182835	CALL	303	SPRJ	4/09/08	LD0800911	COMMERCE NATIONAL BANK	1.25	10/09/09		5,690.92	5,690.92		5,690.92
182836	CALL	303	SPRJ	4/09/08	LD0800929	CITIZENS NATIONAL OF BLUFFTON	1.25	10/09/09		4,033.82	4,033.82		4,033.82
182849	CALL	303	SPRJ	4/09/08	LD0800937	FORT JENNINGS STATE BANK	1.25	10/09/09		989.11	989.11		989.11
185482	SALE	303	SPRJ	4/09/08	LD0805084	GENOA BANKING COMPANY	.05	4/08/10		2,000.00	2,000.00		2,000.00
184539	WTHD	300	REG	4/10/08	38141W273	GOLDMAN SACHS FIN SQ GOVT #465				3,741,000.00	3,741,000.00		3,741,000.00
181771	WTHD	300	REG	4/10/08	926464520	VICTORY FEDERAL MMKT FUND				30,272,384.81	30,272,384.81		30,272,384.81
180645	SALE	303	SPRJ	4/10/08	AG0700397	FARMERS SAVINGS BANK	1.08	4/16/08		450,000.00	450,000.00	1,147.50	451,147.50

PGM: INVS_MONTHEND_TRANSACTIONS
 SOURCE: VisualQED
 MODEL: TRANSACTION
 BASIS: SETTLEMENT
 BEGIN: 4/01/08
 END: 4/30/08

RICHARD CORDRAY
 TREASURER, STATE OF OHIO
 INVESTMENT TRANSACTION REPORT

TRANSACTIONS FOR 4/01/08 TO 4/30/08

INVT#	TXN	FUND	FUND	SETTLE	CUSIP	DESCRIPTION	RATE	MATURITY	PUR-YL	PAR AMOUNT	PRIN/PROC	P/S-INTEREST	SETTLE AMT
178437	CALL	303	SPRJ	4/10/08	LD0700442	HUNTINGTON NATIONAL BANK, NA	1.75	10/10/08		25,339.05	25,339.05		25,339.05
184539	WTHD	300	REG	4/11/08	38141W273	GOLDMAN SACHS FIN SQ GOVT #465				1,990,000.00	1,990,000.00		1,990,000.00
181771	WTHD	300	REG	4/11/08	926464520	VICTORY FEDERAL MMKT FUND				13,638,296.21	13,638,296.21		13,638,296.21
180689	SALE	303	SPRJ	4/14/08	AG0700561	Champaign National Bank, DNU	1.08	4/16/08	1.069	250,000.00	250,000.00	3,551.06	253,551.06
180988	SALE	303	SPRJ	4/14/08	AG0700751	Champaign National Bank, DNU	1.08	4/16/08		90,000.00	90,000.00		90,000.00
182202	WTHD	301	REG	4/14/08	STAR30129	STAR OHIO 70933				24,344,000.00	24,344,000.00		24,344,000.00
185393	SALE	304	REG	4/15/08	912828HU7	US TREASURY NOTE	1.75	3/31/10	1.725	25,000,000.00	25,011,718.75	17,930.33	25,029,649.08
185386	SALE	304	REG	4/15/08	912828HV5	US TREASURY NOTE	2.50	3/31/13		25,000,000.00	24,953,125.00	25,614.75	24,978,739.75
180572	SALE	303	SPRJ	4/16/08	31331XVY5	KEYBANK,NA	1.08	5/09/08		69,999,999.00	69,999,999.00		69,999,999.00
181504	CALL	301	REG	4/16/08	31359M7T4	FNMA DEBENTURE	5.30	4/16/10	5.300	10,000,000.00	10,000,000.00		10,000,000.00
183025	WTHD	295	TOB	4/16/08	38141W273	GOLDMAN SACHS FIN SQ GOVT #465	4.80			11,690,000.00	11,690,000.00		11,690,000.00
170509	WTHD	300	REG	4/16/08	4812C0670	JP MORGAN US GOVT MMKT #3164				24,271,000.00	24,271,000.00		24,271,000.00
181771	WTHD	300	REG	4/16/08	926464520	VICTORY FEDERAL MMKT FUND				.06	.06		.06
181771	WTHD	300	REG	4/16/08	926464520	VICTORY FEDERAL MMKT FUND				10,076,918.70	10,076,918.70		10,076,918.70
182894	CALL	303	SPRJ	4/16/08	LD0800762	CITIZENS NATIONAL OF BLUFFTON	1.25	10/16/09		3,467.88	3,467.88		3,467.88
182895	CALL	303	SPRJ	4/16/08	LD0800770	FIRST FEDERAL BANK OF THE MIDWEST	1.25	10/16/09		2,221.80	2,221.80		2,221.80
182898	CALL	303	SPRJ	4/16/08	LD0800796	FIRST FEDERAL BANK OF THE MIDWEST	1.25	10/16/09		984.83	984.83		984.83
182899	CALL	303	SPRJ	4/16/08	LD0800804	FIRST FEDERAL BANK OF THE MIDWEST	1.25	10/16/09		4,066.21	4,066.21		4,066.21
182913	CALL	303	SPRJ	4/16/08	LD0800853	CITIZENS NATIONAL OF BLUFFTON	1.25	10/16/09		7,573.50	7,573.50		7,573.50
182914	CALL	303	SPRJ	4/16/08	LD0800861	HEARTLAND BANK	1.25	10/16/09		2,791.30	2,791.30		2,791.30
182924	CALL	303	SPRJ	4/16/08	LD0800887	FIRST FEDERAL BANK OF THE MIDWEST	1.25	10/16/09		2,091.66	2,091.66		2,091.66
184687	WTHD	295	TOB	4/16/08	STAR29519	STAR OHIO 71115	3.74			219,400.00	219,400.00		219,400.00
183669	WTHD	296	TOB	4/16/08	STAR29618	STAR OHIO 71106	4.61			10,544,000.00	10,544,000.00		10,544,000.00
174457	WTHD	304	REG	4/16/08	STAR30418	STAR OHIO 63942				24,828,000.00	24,828,000.00		24,828,000.00
178552	CALL	303	SPRJ	4/17/08	LD0700459	COMMERCE NATIONAL BANK	1.75	10/17/08		7,714.81	7,714.81		7,714.81
174457	WTHD	304	REG	4/17/08	STAR30418	STAR OHIO 63942				24,996,000.00	24,996,000.00		24,996,000.00
184211	CALL	301	REG	4/18/08	3128X6YQ3	FHLMC DEBENTURE	4.65	1/18/13	4.648	50,000,000.00	50,000,000.00		50,000,000.00
184212	CALL	301	REG	4/18/08	3128X6YQ3	FHLMC DEBENTURE	4.65	1/18/13	4.648	50,000,000.00	50,000,000.00		50,000,000.00
170509	WTHD	300	REG	4/18/08	4812C0670	JP MORGAN US GOVT MMKT #3164				6,780,000.00	6,780,000.00		6,780,000.00
181771	WTHD	300	REG	4/18/08	926464520	VICTORY FEDERAL MMKT FUND				4,625,266.29	4,625,266.29		4,625,266.29
182941	CALL	303	SPRJ	4/19/08	LD0800960	FIRST CITIZENS NATIONAL BANK	1.25	10/19/09		29,844.46	29,844.46		29,844.46
182942	CALL	303	SPRJ	4/19/08	LD0800978	CITIZENS NATIONAL OF BLUFFTON	1.25	10/19/09		3,490.24	3,490.24		3,490.24
182946	CALL	303	SPRJ	4/19/08	LD0800986	FIRST FEDERAL BANK OF THE MIDWEST	1.25	10/19/09		569.02	569.02		569.02
178564	CALL	303	SPRJ	4/20/08	LD0700467	FIRST CITIZENS NATIONAL BANK	1.75	10/20/08		13,794.17	13,794.17		13,794.17
177934	WTHD	299	REG	4/21/08	200640852	STATE & LOCAL GOVT SEC - DEM DEP	4.10			676,580.36	676,580.36		676,580.36
178938	WTHD	297	REG	4/21/08	200658169	STATE & LOCAL GOVT SEC - DEM DEP	3.86			7,328.19	7,328.19		7,328.19
181771	WTHD	300	REG	4/21/08	926464520	VICTORY FEDERAL MMKT FUND				18,431,834.20	18,431,834.20		18,431,834.20
184213	CALL	301	REG	4/22/08	3136F8C94	FNMA DEBENTURE	4.69	1/22/13		50,000,000.00	50,000,000.00		50,000,000.00
184214	CALL	301	REG	4/22/08	3136F8C94	FNMA DEBENTURE	4.69	1/22/13		50,000,000.00	50,000,000.00		50,000,000.00

PGM: INVS_MONTHEND_TRANSACTIONS
 SOURCE: VisualQED
 MODEL: TRANSACTION
 BASIS: SETTLEMENT
 BEGIN: 4/01/08
 END: 4/30/08

RICHARD CORDRAY
 TREASURER, STATE OF OHIO
 INVESTMENT TRANSACTION REPORT

TRANSACTIONS FOR 4/01/08 TO 4/30/08

INVT#	TKN	FUND	FUND	SETTLE	CUSIP	DESCRIPTION	RATE	MATURITY	PUR-YL	PAR AMOUNT	PRIN/PROC	P/S-INTEREST	SETTLE AMT	
185704	SALE	303	SPRJ	4/22/08	AG0800403	STATE BANK & TRUST COMPANY	.02	4/09/09	.020	60,000.00	60,000.00	.20	60,000.20	
182958	CALL	303	SPRJ	4/22/08	LD0800994	FIRST FEDERAL BANK OF THE MIDWEST	1.25	10/22/09		1,987.43	1,987.43		1,987.43	
182966	CALL	303	SPRJ	4/22/08	LD0801000	AMERICAN SAVINGS BANK, FSB	1.25	10/22/09		3,803.10	3,803.10		3,803.10	
185091	SALE	303	SPRJ	4/22/08	LD0804251	PARK NATIONAL BANK	.25	3/12/10		40,500.00	40,500.00	10.97	40,510.97	
174457	WTHD	304	REG	4/22/08	STAR30418	STAR OHIO 63942				25,095,000.00	25,095,000.00		25,095,000.00	
182969	CALL	303	SPRJ	4/23/08	LD0801018	CITIZENS NATIONAL OF BLUFFTON	1.25	10/23/09		3,369.86	3,369.86		3,369.86	
182970	CALL	303	SPRJ	4/23/08	LD0801026	DELAWARE COUNTY BANK & TRUST CO.	1.25	10/23/09		7,319.25	7,319.25		7,319.25	
182972	CALL	303	SPRJ	4/23/08	LD0801042	SIGNATURE BANK, N.A.	1.25	10/23/09		13,916.53	13,916.53		13,916.53	
182981	CALL	303	SPRJ	4/23/08	LD0801059	FIRST FEDERAL BANK OF THE MIDWEST	1.25	10/23/09		3,729.38	3,729.38		3,729.38	
182983	CALL	303	SPRJ	4/23/08	LD0801075	SIGNATURE BANK, N.A.	1.25	10/23/09		15,107.24	15,107.24		15,107.24	
182988	CALL	303	SPRJ	4/23/08	LD0801091	HUNTINGTON NATIONAL BANK, NA	1.25	10/23/09		15,941.29	15,941.29		15,941.29	
178611	CALL	303	SPRJ	4/24/08	LD0700475	GENOA BANKING COMPANY	1.75	10/24/08		7,654.14	7,654.14		7,654.14	
170509	WTHD	300	REG	4/25/08	4812C0670	JP MORGAN US GOVT MMKT #3164				6,925,000.00	6,925,000.00		6,925,000.00	
174457	WTHD	304	REG	4/25/08	STAR30418	STAR OHIO 63942				45,044,000.00	45,044,000.00		45,044,000.00	
183014	CALL	303	SPRJ	4/26/08	LD0801109	FIFTH THIRD BANK	1.25	10/26/09		659.63	659.63		659.63	
180761	CALL	303	SPRJ	4/27/08	LD0700897	CROGHAN COLONIAL BANK	1.75	4/27/09		2,148.23	2,148.23		2,148.23	
177934	WTHD	299	REG	4/28/08	200640852	STATE & LOCAL GOVT SEC - DEM DEP	4.10			9,167.67	9,167.67		9,167.67	
178938	WTHD	297	REG	4/28/08	200658169	STATE & LOCAL GOVT SEC - DEM DEP	3.86			2,411.85	2,411.85		2,411.85	
181771	WTHD	300	REG	4/28/08	926464520	VICTORY FEDERAL MMKT FUND				79,648,908.47	79,648,908.47		79,648,908.47	
183016	CALL	303	SPRJ	4/28/08	LD0801117	COMMERCE NATIONAL BANK	1.25	10/26/09		30,708.05	30,708.05		30,708.05	
181716	SALE	304	REG	4/29/08	912828FT2	US TREASURY NOTE	4.63	9/30/08		10,000,000.00	10,126,562.50	36,646.17	10,163,208.67	
183669	WTHD	296	TOB	4/29/08	STAR29618	STAR OHIO 71106	4.61			11,404,372.00	11,404,372.00		11,404,372.00	
185163	SALE	304	REG	4/30/08	912828HP8	US TREASURY NOTE	2.13	1/31/10		15,000,000.00	14,963,085.93	78,811.81	15,041,897.74	
181771	WTHD	300	REG	4/30/08	926464520	VICTORY FEDERAL MMKT FUND				59,743,913.20	59,743,913.20		59,743,913.20	
180773	CALL	303	SPRJ	4/30/08	LD0700913	SIGNATURE BANK, N.A.	1.75	4/30/09		6,793.69	6,793.69		6,793.69	
183035	CALL	303	SPRJ	4/30/08	LD0801141	FIRST FEDERAL BANK OF THE MIDWEST	1.25	10/30/09		591.39	591.39		591.39	
183041	CALL	303	SPRJ	4/30/08	LD0801158	FIRST NATIONAL BANK OF PANDORA	1.25	10/30/09		1,238.19	1,238.19		1,238.19	
183045	CALL	303	SPRJ	4/30/08	LD0801174	FIRST NATIONAL BANK OF PANDORA	1.25	10/30/09		832.75	832.75		832.75	
											1,338,617,872.78	1,338,742,677.46	170,439.87	1,338,913,117.33
											6,511,835,816.38	6,504,386,754.06	993,998.00	6,505,380,752.06

PGM: INVS_MONTHEND_TRANSACTIONS
 SOURCE: VisualQED
 MODEL: TRANSACTION
 BASIS: SETTLEMENT
 BEGIN: 4/01/08
 END: 4/30/08

RICHARD CORDRAY
 TREASURER, STATE OF OHIO
 INVESTMENT TRANSACTION REPORT

TRANSACTIONS FOR 4/01/08 TO 4/30/08

INVT#	TXN	FUND	FUND	SETTLE	CUSIP	DESCRIPTION	RATE	MATURITY	PUR-YL	PAR AMOUNT	PRIN/PROC	P/S-INTEREST	SETTLE AMT
185380	PUR	400	STAR	4/01/08	00077XR29	ABN AMRO NA FINANCE, INC	2.83	5/02/08	2.876	50,000,000.00	49,878,152.78		49,878,152.78
185388	PUR	400	STAR	4/01/08	2521E0E78	DELLA DELAWARE	2.62	5/07/08	2.663	50,000,000.00	49,869,000.00		49,869,000.00
185378	PUR	400	STAR	4/01/08	4662J0E16	JP MORGAN CHASE & CO	2.30	5/01/08	2.336	50,000,000.00	49,904,166.67		49,904,166.67
184633	CNTR	400	STAR	4/01/08	4812C0670	JP MORGAN US GOVT MMKT #3164			2.660	25,000,000.00	25,000,000.00		25,000,000.00
185377	PUR	400	STAR	4/01/08	9497F0DW9	WELLS FARGO & CO	2.50	4/30/08	2.540	50,000,000.00	49,899,305.56		49,899,305.56
185389	PUR	400	STAR	4/01/08	RPO401083	FIFTH THIRD BANK, CINCI	2.10	4/02/08	2.100	32,186,274.00	32,186,274.00		32,186,274.00
185412	PUR	400	STAR	4/02/08	00077REC7	ABN AMRO NA FINANCE, INC	2.82	5/12/08	2.868	15,000,000.00	14,953,000.00		14,953,000.00
185415	PUR	400	STAR	4/02/08	31358BYW9	FNMA DISCOUNT NOTE	2.11	7/02/08	2.157	50,000,000.00	49,733,319.44		49,733,319.44
185416	PUR	400	STAR	4/02/08	31358BYW9	FNMA DISCOUNT NOTE	2.11	7/02/08	2.157	50,000,000.00	49,733,319.44		49,733,319.44
185413	PUR	400	STAR	4/02/08	36960LED3	GENERAL ELECTRIC COMPANY	2.31	5/13/08	2.348	5,000,000.00	4,986,845.83		4,986,845.83
185414	PUR	400	STAR	4/02/08	74433GEP9	PRUDENTIAL FUNDING	2.35	5/15/08	2.389	15,000,000.00	14,957,895.83		14,957,895.83
185417	PUR	400	STAR	4/02/08	RPO402081	FIFTH THIRD BANK, CINCI	2.15	4/03/08	2.150	33,551,337.00	33,551,337.00		33,551,337.00
185358	PUR	400	STAR	4/03/08	12478JE51	CBA (DE) FINANCE, INC	2.63	5/05/08	2.673	50,000,000.00	49,883,111.11		49,883,111.11
185432	PUR	400	STAR	4/03/08	RPO403089	FIFTH THIRD BANK, CINCI	2.10	4/04/08	2.100	39,143,892.00	39,143,892.00		39,143,892.00
185458	PUR	400	STAR	4/04/08	313588YA7	FNMA DISCOUNT NOTE	2.09	6/12/08	2.133	40,000,000.00	39,839,766.67		39,839,766.67
185441	PUR	400	STAR	4/04/08	74977KE62	RABOBANK USA FINANCIAL CORP	2.65	5/06/08	2.693	50,000,000.00	49,882,222.22		49,882,222.22
185459	PUR	400	STAR	4/04/08	RP0404083	FIFTH THIRD BANK, CINCI	2.00	4/07/08	2.000	13,644,811.00	13,644,811.00		13,644,811.00
185477	PUR	400	STAR	4/07/08	313384ZB8	FHLMC DISCOUNT NOTE	2.12	7/07/08	2.162	50,000,000.00	49,732,687.50		49,732,687.50
185476	PUR	400	STAR	4/07/08	313588WN1	FNMA DISCOUNT NOTE	2.14	5/07/08	2.180	50,000,000.00	49,910,833.33		49,910,833.33
185478	PUR	400	STAR	4/07/08	RP0407086	FIFTH THIRD BANK, CINCI	2.05	4/08/08	2.050	36,105,379.00	36,105,379.00		36,105,379.00
185491	PUR	400	STAR	4/08/08	0027A0D99	ABBEY NATIONAL NA, LLC	2.21	4/09/08	2.241	15,000,000.00	14,999,079.17		14,999,079.17
185495	PUR	400	STAR	4/08/08	313396ZB2	FHLMC DISCOUNT NOTE	2.10	7/07/08	2.146	50,000,000.00	49,737,500.00		49,737,500.00
185492	PUR	400	STAR	4/08/08	313588WU5	FNMA DISCOUNT NOTE	2.10	5/13/08	2.139	50,000,000.00	49,897,916.67		49,897,916.67
185493	PUR	400	STAR	4/08/08	313588WW1	FNMA DISCOUNT NOTE	2.10	5/15/08	2.140	50,000,000.00	49,892,083.33		49,892,083.33
185497	PUR	400	STAR	4/08/08	RP0408084	FIFTH THIRD BANK, CINCI	1.90	4/09/08	1.900	11,068,424.00	11,068,424.00		11,068,424.00
185507	PUR	400	STAR	4/09/08	0027A0KD9	ABBEY NATIONAL NA, LLC	2.44	5/13/08	2.480	50,000,000.00	49,884,777.78		49,884,777.78
185483	PUR	400	STAR	4/09/08	3128X7HC1	FHLMC MEDIUM TERM NOTE	2.45	4/09/09	2.450	50,000,000.00	50,000,000.00		50,000,000.00
185531	PUR	400	STAR	4/09/08	RP0409082	FIFTH THIRD BANK, CINCI	1.75	4/10/08	1.750	22,189,512.00	22,189,512.00		22,189,512.00
185558	PUR	400	STAR	4/10/08	313588ZD0	FNMA DISCOUNT NOTE	2.08	7/09/08	2.121	50,000,000.00	49,740,625.00		49,740,625.00
185550	PUR	400	STAR	4/10/08	4497W0E87	ING (US) FUNDING	2.65	5/08/08	2.692	50,000,000.00	49,896,944.44		49,896,944.44
185559	PUR	400	STAR	4/10/08	RP0410080	FIFTH THIRD BANK, CINCI	1.90	4/11/08	1.900	14,963,308.00	14,963,308.00		14,963,308.00
185572	PUR	400	STAR	4/11/08	02581REK5	AMERICAN EXPRESS CREDIT CORP	2.62	5/19/08	2.664	35,000,000.00	34,903,205.56		34,903,205.56
185576	PUR	400	STAR	4/11/08	313588YV1	FNMA DISCOUNT NOTE	2.06	7/01/08	2.104	50,000,000.00	49,768,250.00		49,768,250.00
185577	PUR	400	STAR	4/11/08	313588YV1	FNMA DISCOUNT NOTE	2.06	7/01/08	2.104	30,000,000.00	29,860,950.00		29,860,950.00
185573	PUR	400	STAR	4/11/08	4042F0KV9	HSBC FINANCE CORP	2.40	5/29/08	2.441	50,000,000.00	49,840,000.00		49,840,000.00
185581	PUR	400	STAR	4/11/08	RP0411088	FIFTH THIRD BANK, CINCI	1.85	4/14/08	1.850	29,762,649.00	29,762,649.00		29,762,649.00
185469	PUR	400	STAR	4/14/08	31331YD56	FFCB DEBENTURE	2.38	4/14/09	2.400	50,000,000.00	49,987,500.00		49,987,500.00
185470	PUR	400	STAR	4/14/08	31331YD56	FFCB DEBENTURE	2.38	4/14/09	2.411	40,000,000.00	39,986,000.00		39,986,000.00
185646	PUR	400	STAR	4/14/08	RP0414082	FIFTH THIRD BANK, CINCI	2.07	4/15/08	2.070	14,639,697.00	14,639,697.00		14,639,697.00

PGM: INVS_MONTHEND_TRANSACTIONS
 SOURCE: VisualQED
 MODEL: TRANSACTION
 BASIS: SETTLEMENT
 BEGIN: 4/01/08
 END: 4/30/08

RICHARD CORDRAY
 TREASURER, STATE OF OHIO
 INVESTMENT TRANSACTION REPORT

TRANSACTIONS FOR 4/01/08 TO 4/30/08

INVT#	TIN	FUND	FUND	SETTLE	CUSIP	DESCRIPTION	RATE	MATURITY	PUR-YL	PAR AMOUNT	PRIN/PROC	P/S-INTEREST	SETTLE AMT
185672	PUR	400	STAR	4/15/08	02581REW9	AMERICAN EXPRESS CREDIT CORP	2.64	5/30/08	2.686	30,000,000.00	29,901,000.00		29,901,000.00
185673	PUR	400	STAR	4/15/08	RP0415089	FIFTH THIRD BANK, CINCI	2.05	4/16/08	2.050	38,172,602.00	38,172,602.00		38,172,602.00
185712	PUR	400	STAR	4/16/08	313384YG8	FHLB DISCOUNT NOTE	2.05	6/18/08	2.092	50,000,000.00	49,820,625.00		49,820,625.00
184488	CNTR	400	STAR	4/16/08	38141W273	GOLDMAN SACHS FIN SQ GOVT #465			2.590	50,000,000.00	50,000,000.00		50,000,000.00
185688	PUR	400	STAR	4/16/08	4042F0F30	HSEC FINANCE CORP	2.45	6/03/08	2.492	30,000,000.00	29,902,000.00		29,902,000.00
185714	PUR	400	STAR	4/16/08	RP0416087	FIFTH THIRD BANK, CINCI	2.00	4/17/08	2.000	7,511,432.00	7,511,432.00		7,511,432.00
185747	PUR	400	STAR	4/17/08	0027A0EN7	ABBEY NATIONAL NA, LLC	2.46	5/22/08	2.500	30,000,000.00	29,928,250.00		29,928,250.00
185733	PUR	400	STAR	4/17/08	74977KKK1	RABOBANK USA FINANCIAL CORP	2.70	5/19/08	2.739	50,000,000.00	49,880,222.22		49,880,222.22
185753	PUR	400	STAR	4/17/08	RP0417085	FIFTH THIRD BANK, CINCI	1.95	4/18/08	1.950	12,669,685.00	12,669,685.00		12,669,685.00
185769	PUR	400	STAR	4/18/08	313588ZL2	FNMA DISCOUNT NOTE	2.07	7/16/08	2.115	50,000,000.00	49,744,125.00		49,744,125.00
185779	PUR	400	STAR	4/18/08	RP0418083	FIFTH THIRD BANK, CINCI	2.00	4/21/08	2.000	2,750,600.00	2,750,600.00		2,750,600.00
185807	PUR	400	STAR	4/21/08	313384ZL6	FHLB DISCOUNT NOTE	2.08	7/16/08	2.125	50,000,000.00	49,751,555.56		49,751,555.56
185809	PUR	400	STAR	4/21/08	4042F0F55	HSEC FINANCE CORP	2.45	6/05/08	2.492	35,000,000.00	34,892,812.50		34,892,812.50
185808	PUR	400	STAR	4/21/08	74977KEM7	RABOBANK USA FINANCIAL CORP	2.80	5/21/08	2.846	15,000,000.00	14,965,000.00		14,965,000.00
185810	PUR	400	STAR	4/21/08	RP0421087	FIFTH THIRD BANK, CINCI	2.00	4/22/08	2.000	34,873,912.00	34,873,912.00		34,873,912.00
185822	PUR	400	STAR	4/22/08	4662JOEN8	JP MORGAN CHASE & CO	2.38	5/22/08	2.418	50,000,000.00	49,900,833.33		49,900,833.33
185828	PUR	400	STAR	4/22/08	RP0422085	FIFTH THIRD BANK, CINCI	1.95	4/23/08	1.950	19,393,754.00	19,393,754.00		19,393,754.00
185841	PUR	400	STAR	4/23/08	0660P0F99	BANK OF AMERICA	2.65	6/09/08	2.696	15,000,000.00	14,948,104.17		14,948,104.17
185852	PUR	400	STAR	4/23/08	313396A94	FHLMC DISCOUNT NOTE	2.07	8/06/08	2.112	50,000,000.00	49,698,854.17		49,698,854.17
185853	PUR	400	STAR	4/23/08	36960LPA8	GENERAL ELECTRIC COMPANY	2.43	6/10/08	2.472	15,000,000.00	14,951,400.00		14,951,400.00
184488	CNTR	400	STAR	4/23/08	38141W273	GOLDMAN SACHS FIN SQ GOVT #465			2.560	25,000,000.00	25,000,000.00		25,000,000.00
185854	PUR	400	STAR	4/23/08	RP0423083	FIFTH THIRD BANK, CINCI	1.85	4/24/08	1.850	46,632,731.00	46,632,731.00		46,632,731.00
185823	PUR	400	STAR	4/24/08	12478JEP7	CBA (DE) FINANCE, INC	2.68	5/23/08	2.723	50,000,000.00	49,892,055.56		49,892,055.56
185844	PUR	400	STAR	4/24/08	86958TEP8	SVENSKA HANDELSBANK, INC	2.69	5/23/08	2.733	50,000,000.00	49,891,652.78		49,891,652.78
185846	PUR	400	STAR	4/24/08	86958TEV5	SVENSKA HANDELSBANK, INC	2.69	5/29/08	2.735	50,000,000.00	49,869,236.11		49,869,236.11
185873	PUR	400	STAR	4/24/08	RP0424081	FIFTH THIRD BANK, CINCI	1.90	4/25/08	1.900	29,525,437.00	29,525,437.00		29,525,437.00
185916	PUR	400	STAR	4/25/08	02665JFA3	AMERICAN HONDA FINANCE CORP	2.20	6/10/08	2.237	30,000,000.00	29,915,666.67		29,915,666.67
185719	PUR	400	STAR	4/25/08	3133XQV66	FHLB DEBENTURE	2.52	4/21/09	2.520	50,000,000.00	50,000,000.00		50,000,000.00
185915	PUR	400	STAR	4/25/08	74433QEU6	PRUDENTIAL FUNDING	2.33	5/28/08	2.367	50,000,000.00	49,893,208.33		49,893,208.33
185920	PUR	400	STAR	4/25/08	RP0425088	FIFTH THIRD BANK, CINCI	1.85	4/28/08	1.850	38,979,835.00	38,979,835.00		38,979,835.00
185957	PUR	400	STAR	4/28/08	313384WE5	FHLB DISCOUNT NOTE	1.80	4/29/08	1.830	50,000,000.00	49,997,500.00		49,997,500.00
185956	PUR	400	STAR	4/28/08	313396ZR7	FHLMC DISCOUNT NOTE	2.08	7/21/08	2.120	50,000,000.00	49,757,916.67		49,757,916.67
185952	PUR	400	STAR	4/28/08	4497W0F37	ING (US) FUNDING	2.77	6/03/08	2.816	35,000,000.00	34,903,050.00		34,903,050.00
185958	PUR	400	STAR	4/28/08	RP0428082	FIFTH THIRD BANK, CINCI	1.80	4/29/08	1.800	11,546,348.00	11,546,348.00		11,546,348.00
185977	PUR	400	STAR	4/29/08	313396ZY2	FHLMC DISCOUNT NOTE	2.06	7/28/08	2.100	50,000,000.00	49,743,125.00		49,743,125.00
185970	PUR	400	STAR	4/29/08	74433QF27	PRUDENTIAL FUNDING	2.28	6/02/08	2.317	50,000,000.00	49,892,333.33		49,892,333.33
185978	PUR	400	STAR	4/29/08	RP0429080	FIFTH THIRD BANK, CINCI	1.85	4/30/08	1.850	34,537,242.00	34,537,242.00		34,537,242.00
186003	PUR	400	STAR	4/30/08	313384WQ0	FHLB DISCOUNT NOTE	1.75	5/01/08	1.779	33,861,000.00	33,859,353.98		33,859,353.98
185734	PUR	400	STAR	4/30/08	3133XQW73	FHLB DEBENTURE	2.63	4/30/09	2.625	50,000,000.00	50,000,000.00		50,000,000.00

PGM: INVS_MONTHEND_TRANSACTIONS
 SOURCE: VisualQED
 MODEL: TRANSACTION
 BASIS: SETTLEMENT
 BEGIN: 4/01/08
 END: 4/30/08

RICHARD CORDRAY
 TREASURER, STATE OF OHIO
 INVESTMENT TRANSACTION REPORT

TRANSACTIONS FOR 4/01/08 TO 4/30/08

INVT#	TXN	FUND	FUND	SETTLE	CUSIP	DESCRIPTION	RATH	MATURITY	PUR-YL	PAR AMOUNT	PRIN/PROC	P/S-INTEREST	SETTLE AMT
185995	PUR	400	STAR	4/30/08	9497F0F56	WELLS FARGO & CO	2.15	6/05/08	2.185	50,000,000.00	49,892,500.00		49,892,500.00
186007	PUR	400	STAR	4/30/08	RP0430088	FIFTH THIRD BANK, CINCI	1.75	5/01/08	1.750	32,228,330.00	32,228,330.00		32,228,330.00
										2,969,938,191.00	2,963,428,029.71		2,963,428,029.71

PGM: INVS_MONTHEEND_TRANSACTIONS
 SOURCE: VisualQED
 MODEL: TRANSACTION
 BASIS: SETTLEMENT
 BEGIN: 4/01/08
 END: 4/30/08

RICHARD CORDRAY
 TREASURER, STATE OF OHIO
 INVESTMENT TRANSACTION REPORT

TRANSACTIONS FOR 4/01/08 TO 4/30/08

INVT#	TXN	FUND	FUND	SETTLE	CUSIP	DESCRIPTION	RATE	MATURITY	PUR-YL	PAR AMOUNT	PRIN/PROC	P/S-INTEREST	SETTLE AMT
184561	WTHD	400	STAR	4/14/08	60934N104	FEDERATED GOVT OBLIG FUND #005	3.68			50,000,000.00	50,000,000.00		50,000,000.00
184561	WTHD	400	STAR	4/18/08	60934N104	FEDERATED GOVT OBLIG FUND #005	3.68			10,000,000.00	10,000,000.00		10,000,000.00
										60,000,000.00	60,000,000.00		60,000,000.00
										3,029,938,191.00	3,023,428,029.71		3,023,428,029.71

PORTFOLIO HOLDINGS

PGM: INVS_MONTHEND_INVENTORY
 SOURCE: VisualQED
 MODEL: INVENTORY
 BASIS: SETTLEMENT
 AS-OF: 4/30/08

RICHARD CORDRAY
 TREASURER, STATE OF OHIO

INVESTMENT INVENTORY
 SETTLED POSITIONS AS OF: 4/30/08

INVT#	FUND	GROUP	CUSIP	DESCRIPTION	RATE	MATURITY	YIELD	PAR AMOUNT	BOOK-VALUE	US\$-MARKET	1ST-PUR
184963	303	REG	LD08B1586	ANTWERP EXCHANGE BANK COMPANY	2.4600	9/03/08	2.460	1,000,000.00	1,000,000.00	1,000,000.00	3/05/08
184964	303	REG	LD08B1594	ARLINGTON BANK	2.4600	9/03/08	2.460	2,000,000.00	2,000,000.00	2,000,000.00	3/05/08
184965	303	REG	LD08B1602	MECHANICS SAVINGS BANK	2.6000	9/03/08	2.600	1,000,000.00	1,000,000.00	1,000,000.00	3/05/08
184966	303	REG	LD08B1610	LAKE NATIONAL BANK	2.6000	9/03/08	2.600	1,000,000.00	1,000,000.00	1,000,000.00	3/05/08
								5,000,000.00	5,000,000.00	5,000,000.00	
186002	300	REG	0027A0E15	ABBEE NATIONAL NA, LLC	2.3750	5/01/08	2.408	50,000,000.00	49,996,701.39	49,996,701.39	4/30/08
185123	300	REG	02581RE17	AMERICAN EXPRESS CREDIT CORP	2.5000	5/01/08	2.543	20,921,000.00	20,855,621.87	20,855,621.87	3/17/08
185124	300	REG	02581RE17	AMERICAN EXPRESS CREDIT CORP	2.5000	5/01/08	2.543	19,234,000.00	19,173,893.75	19,173,893.75	3/17/08
185062	300	REG	0660P0E17	BANK OF AMERICA	2.7700	5/01/08	2.819	50,000,000.00	49,807,638.89	49,807,638.89	3/12/08
185075	300	REG	0660P0E17	BANK OF AMERICA	2.7500	5/01/08	2.798	6,287,000.00	6,263,947.67	6,263,947.67	3/14/08
185076	300	REG	0660P0E17	BANK OF AMERICA	2.7500	5/01/08	2.798	8,407,000.00	8,376,174.33	8,376,174.33	3/14/08
185077	300	REG	0660P0E17	BANK OF AMERICA	2.7500	5/01/08	2.798	5,218,000.00	5,198,867.33	5,198,867.33	3/14/08
185078	300	REG	0660P0E17	BANK OF AMERICA	2.7500	5/01/08	2.798	23,341,000.00	23,255,416.33	23,255,416.33	3/14/08
185771	300	REG	36959RE19	GENERAL ELECTRIC CAPITAL SERV	2.2700	5/01/08	2.303	35,000,000.00	34,971,309.72	34,971,309.72	4/18/08
185736	300	REG	4662J0E16	JP MORGAN CHASE & CO	2.3500	5/01/08	2.385	50,000,000.00	49,954,305.56	49,954,305.56	4/17/08
185737	300	REG	9497F0E16	WELLS FARGO & CO	2.2600	5/01/08	2.293	50,000,000.00	49,956,055.56	49,956,055.56	4/17/08
185842	300	REG	9497F0E16	WELLS FARGO & CO	2.2900	5/01/08	2.323	25,000,000.00	24,987,277.78	24,987,277.78	4/23/08
185568	304	REG	9497F0E16	WELLS FARGO & CO	2.3200	5/01/08	2.355	50,000,000.00	49,935,555.56	49,935,555.56	4/11/08
185405	301	REG	74977KK21	RABOBANK USA FINANCIAL CORP	2.6600	5/02/08	2.703	26,057,000.00	25,999,240.32	25,999,240.32	4/02/08
185570	304	REG	9497F0E24	WELLS FARGO & CO	2.3200	5/02/08	2.355	25,000,000.00	24,966,166.67	24,966,166.67	4/11/08
185693	301	REG	36960LE68	GENERAL ELECTRIC COMPANY	2.2900	5/06/08	2.325	10,278,000.00	10,264,924.10	10,264,924.10	4/16/08
185773	301	REG	36960LE68	GENERAL ELECTRIC COMPANY	2.2900	5/06/08	2.324	50,000,000.00	49,942,750.00	49,942,750.00	4/18/08
185774	301	REG	36960LE68	GENERAL ELECTRIC COMPANY	2.2900	5/06/08	2.324	39,722,000.00	39,676,518.31	39,676,518.31	4/18/08
185806	304	REG	74433GE69	PRUDENTIAL FUNDING	2.2600	5/06/08	2.294	45,042,000.00	44,999,585.45	44,999,585.45	4/21/08
185849	300	REG	4042F0E80	HSBC FINANCE CORP	2.2000	5/08/08	2.233	50,000,000.00	49,954,166.67	49,954,166.67	4/23/08
185488	300	REG	74433GE85	PRUDENTIAL FUNDING	2.3000	5/08/08	2.330	50,000,000.00	49,904,166.67	49,904,166.67	4/08/08
185490	300	REG	74433GE85	PRUDENTIAL FUNDING	2.3000	5/08/08	2.336	12,422,000.00	12,398,191.17	12,398,191.17	4/08/08
185494	300	REG	74433GE85	PRUDENTIAL FUNDING	2.3000	5/08/08	2.304	29,467,000.00	29,410,521.58	29,410,521.58	4/08/08
185850	300	REG	4042F0E98	HSBC FINANCE CORP	2.2000	5/09/08	2.233	50,000,000.00	49,951,111.11	49,951,111.11	4/23/08
185843	300	REG	74433GE93	PRUDENTIAL FUNDING	2.2300	5/09/08	2.263	15,000,000.00	14,985,133.33	14,985,133.33	4/23/08
185946	304	REG	0660P0E33	BANK OF AMERICA	2.2800	5/12/08	2.314	23,407,000.00	23,386,245.79	23,386,245.79	4/28/08
185775	301	REG	36960LED3	GENERAL ELECTRIC COMPANY	2.2900	5/13/08	2.326	15,496,000.00	15,471,357.06	15,471,357.06	4/18/08
185669	304	REG	74977KEG0	RABOBANK USA FINANCIAL CORP	2.6150	5/16/08	2.657	50,000,000.00	49,887,409.72	49,887,409.72	4/15/08
185735	301	REG	00077EKK9	ABN AMRO NA FINANCE, INC	2.8000	5/19/08	2.846	50,000,000.00	49,879,444.44	49,879,444.44	4/18/08
185772	301	REG	00077EKK9	ABN AMRO NA FINANCE, INC	2.8100	5/19/08	2.856	50,000,000.00	49,879,013.89	49,879,013.89	4/18/08
185671	304	REG	12478JEK8	CBA (DE) FINANCE, INC	2.6400	5/19/08	2.683	50,000,000.00	49,882,666.67	49,882,666.67	4/17/08
185751	300	REG	74977KKK1	RABOBANK USA FINANCIAL CORP	2.6950	5/19/08	2.739	25,799,000.00	25,739,128.40	25,739,128.40	4/18/08

PGM: INVS_MONTHEEND_INVENTORY
 SOURCE: VisualQED
 MODEL: INVENTORY
 BASIS: SETTLEMENT
 AS-OF: 4/30/08

RICHARD CORDRAY
 TREASURER, STATE OF OHIO

INVESTMENT INVENTORY
 SETTLED POSITIONS AS OF: 4/30/08

INVST#	FUND	GROUP	CUSIP	DESCRIPTION	RATE	MATURITY	YIELD	PAR AMOUNT	BOOK-VALUE	US\$-MARKET	1ST-PUR
185667	300	REG	02581RRE1	AMERICAN EXPRESS CREDIT CORP	2.6300	5/21/08	2.674	50,000,000.00	49,868,500.00	49,868,500.00	4/15/08
185670	304	REG	02581RRE1	AMERICAN EXPRESS CREDIT CORP	2.6300	5/21/08	2.674	15,662,000.00	15,620,808.94	15,620,808.94	4/15/08
185738	300	REG	12478JEM4	CBA (DE) FINANCE, INC	2.6800	5/21/08	2.723	50,000,000.00	49,888,333.33	49,888,333.33	4/21/08
185776	301	REG	12478JEN2	CBA (DE) FINANCE, INC	2.6800	5/22/08	2.723	50,000,000.00	49,888,333.33	49,888,333.33	4/22/08
185851	304	REG	0027A0EP2	ABBEY NATIONAL NA, LLC	2.5300	5/23/08	2.571	50,000,000.00	49,894,583.33	49,894,583.33	4/23/08
185976	304	REG	0660P0EW9	BANK OF AMERICA	2.6000	5/30/08	2.642	35,000,000.00	34,924,166.67	34,924,166.67	4/30/08
185752	300	REG	02581RFP24	AMERICAN EXPRESS CREDIT CORP	2.7400	6/02/08	2.788	24,682,000.00	24,597,464.15	24,597,464.15	4/18/08
185949	300	REG	02581RFC2	AMERICAN EXPRESS CREDIT CORP	2.8200	6/12/08	2.869	5,989,000.00	5,967,888.78	5,967,888.78	4/28/08
185950	300	REG	02581RFC2	AMERICAN EXPRESS CREDIT CORP	2.8200	6/12/08	2.869	1,900,000.00	1,893,302.50	1,893,302.50	4/28/08
185951	300	REG	02581RFC2	AMERICAN EXPRESS CREDIT CORP	2.8200	6/12/08	2.869	7,430,000.00	7,403,809.25	7,403,809.25	4/28/08
								1,351,761,000.00	1,349,257,697.37	1,349,257,697.37	
180571	300	REG	31331XVY5	FFCB ADJUSTABLE RATE BOND	5.0800	5/09/08	5.080	74,999,999.00	74,999,999.00	74,999,999.00	4/16/07
185526	300	REG	31331YD72	FFCB ADJUSTABLE RATE BOND	2.1700	5/08/09	2.168	10,000,000.00	10,000,000.00	10,000,000.00	4/09/08
								84,999,999.00	84,999,999.00	84,999,999.00	
181984	301	REG	31331XXL1	FFCB DEBENTURE	4.7800	5/03/10	4.932	10,000,000.00	9,960,800.00	10,387,500.00	8/07/07
								10,000,000.00	9,960,800.00	10,387,500.00	
178945	304	REG	3133XEZF7	PHLB DEBENTURE	5.0000	9/12/08	4.960	25,000,000.00	25,015,250.00	25,234,500.00	11/21/06
178873	304	REG	3133XHJG8	PHLB DEBENTURE	5.0000	9/12/08	4.949	25,000,000.00	25,022,000.00	25,234,500.00	11/15/06
174169	304	REG	3133XDPS4	PHLB DEBENTURE	4.6250	11/21/08	4.664	15,000,000.00	14,983,650.00	15,168,750.00	1/03/06
174140	304	REG	3133XDT76	PHLB DEBENTURE	4.7500	12/12/08	4.672	50,000,000.00	50,100,000.00	50,656,500.00	12/29/05
174162	304	REG	3133XDT76	PHLB DEBENTURE	4.7500	12/12/08	4.681	35,000,000.00	35,061,250.00	35,459,550.00	12/30/05
181829	301	REG	3133XLRX3	PHLB DEBENTURE	5.2500	1/16/09	5.137	25,000,000.00	25,039,250.00	25,445,250.00	7/25/07
181944	301	REG	3133XLRX3	PHLB DEBENTURE	5.2500	1/16/09	4.972	25,000,000.00	25,095,750.00	25,445,250.00	8/02/07
177579	304	REG	3133XPLG9	PHLB DEBENTURE	5.2500	6/12/09	5.343	50,000,000.00	49,868,500.00	51,344,000.00	7/21/06
181967	301	REG	3133XGEQ3	PHLB DEBENTURE	5.2500	8/05/09	4.857	20,000,000.00	20,148,000.00	20,600,000.00	8/06/07
178725	304	REG	3133XGJ88	PHLB DEBENTURE	5.2500	9/11/09	4.855	25,000,000.00	25,256,750.00	25,750,000.00	11/03/06
178726	304	REG	3133XGJ88	PHLB DEBENTURE	5.2500	9/11/09	4.859	25,000,000.00	25,256,000.00	25,750,000.00	11/03/06
179086	304	REG	3133XGYT5	PHLB DEBENTURE	5.0000	12/11/09	4.775	25,000,000.00	25,156,250.00	25,828,250.00	11/30/06
181030	301	REG	3133XXKW0	PHLB DEBENTURE	5.0300	5/21/10	5.030	25,000,000.00	25,000,000.00	25,734,500.00	5/21/07
182023	301	REG	3133XGRD8	PHLB DEBENTURE	5.1250	9/29/10	4.960	15,000,000.00	15,070,230.68	15,764,100.00	8/08/07
180924	301	REG	3133XXNL5	PHLB DEBENTURE	5.1250	5/11/11	5.139	20,000,000.00	19,990,000.00	20,537,600.00	5/11/07
180789	301	REG	3133XXQY4	PHLB DEBENTURE	5.1250	5/18/11	5.125	25,000,000.00	25,000,000.00	25,687,500.00	5/18/07
182024	301	REG	3133XLHQ9	PHLB DEBENTURE	5.3750	6/10/11	5.011	25,000,000.00	25,312,500.00	26,570,250.00	8/08/07

PGM: INVS_MONTHEND_INVENTORY
 SOURCE: VisualQED
 MODEL: INVENTORY
 BASIS: SETTLEMENT
 AS-OF: 4/30/08

RICHARD CORDRAY
 TREASURER, STATE OF OHIO

INVESTMENT INVENTORY
 SETTLED POSITIONS AS OF: 4/30/08

INVT#	FUND	GROUP	CUSIP	DESCRIPTION	RATE	MATURITY	YIELD	PAR AMOUNT	BOOK-VALUE	US\$-MARKET	1ST-PUR
180783	301	REG	3133XHBT5	FHLB DEBENTURE	5.2500	10/14/11	5.261	25,000,000.00	24,988,281.25	25,351,500.00	5/01/07
182805	301	REG	3133XMPF5	FHLB DEBENTURE	5.0500	10/17/11	5.050	35,000,000.00	35,000,000.00	35,470,400.00	10/17/07
180857	301	REG	3133XKSH9	FHLB DEBENTURE	5.0500	5/07/12	5.050	30,000,000.00	30,000,000.00	31,368,900.00	5/07/07
180926	301	REG	3133XKUB6	FHLB DEBENTURE	5.0400	5/14/12	5.040	25,000,000.00	25,000,000.00	26,140,750.00	5/14/07
182582	301	REG	3133XMGG0	FHLB DEBENTURE	5.0800	10/02/12	5.080	25,000,000.00	25,000,000.00	25,922,000.00	10/02/07
184379	301	REG	3133XP2F8	FHLB DEBENTURE	4.2500	2/07/13	4.250	50,000,000.00	50,000,000.00	50,265,500.00	2/07/08
								645,000,000.00	646,363,661.93	660,729,550.00	
185408	300	REG	313384WH8	FHLB DISCOUNT NOTE	2.1700	5/02/08	2.210	50,000,000.00	49,915,611.11	49,995,000.00	4/04/08
185409	300	REG	313384WH8	FHLB DISCOUNT NOTE	2.1700	5/02/08	2.210	50,000,000.00	49,915,611.11	49,995,000.00	4/04/08
185410	300	REG	313384WH8	FHLB DISCOUNT NOTE	2.1700	5/02/08	2.210	50,000,000.00	49,915,611.11	49,995,000.00	4/04/08
185411	300	REG	313384WH8	FHLB DISCOUNT NOTE	2.1700	5/02/08	2.210	5,765,000.00	5,755,269.96	5,764,423.50	4/04/08
185519	300	REG	313384WQ8	FHLB DISCOUNT NOTE	2.1100	5/09/08	2.149	50,000,000.00	49,912,083.33	49,980,000.00	4/09/08
185520	300	REG	313384WQ8	FHLB DISCOUNT NOTE	2.1100	5/09/08	2.149	30,948,000.00	30,893,583.10	30,935,620.80	4/09/08
185554	300	REG	313384WQ8	FHLB DISCOUNT NOTE	2.0800	5/09/08	2.118	37,753,000.00	37,691,924.04	37,737,898.80	4/11/08
185323	300	REG	313384XM6	FHLB DISCOUNT NOTE	2.1200	5/30/08	2.163	25,000,000.00	24,907,250.00	24,962,500.00	3/28/08
185972	300	REG	313384XM6	FHLB DISCOUNT NOTE	1.9800	5/30/08	2.016	50,000,000.00	49,914,750.00	49,925,000.00	4/29/08
185973	300	REG	313384XM6	FHLB DISCOUNT NOTE	1.9800	5/30/08	2.016	50,000,000.00	49,914,750.00	49,925,000.00	4/29/08
185037	300	REG	313384XU8	FHLB DISCOUNT NOTE	2.2200	6/06/08	2.269	50,000,000.00	49,734,833.33	49,905,000.00	3/12/08
185971	300	REG	313384XU8	FHLB DISCOUNT NOTE	2.0000	6/06/08	2.038	20,100,000.00	20,057,566.67	20,061,810.00	4/29/08
185974	300	REG	313384XU8	FHLB DISCOUNT NOTE	1.9700	6/06/08	2.007	50,000,000.00	49,896,027.78	49,905,000.00	4/29/08
185975	300	REG	313384XU8	FHLB DISCOUNT NOTE	1.9700	6/06/08	2.007	25,000,000.00	24,948,013.89	24,952,500.00	4/29/08
185804	300	REG	313384YB9	FHLB DISCOUNT NOTE	2.0600	6/13/08	2.101	50,000,000.00	49,848,361.11	49,885,000.00	4/21/08
185805	300	REG	313384YB9	FHLB DISCOUNT NOTE	2.0600	6/13/08	2.101	50,000,000.00	49,848,361.11	49,885,000.00	4/21/08
185206	300	REG	313384YJ2	FHLB DISCOUNT NOTE	2.0700	6/20/08	2.115	50,000,000.00	49,747,000.00	49,870,000.00	3/24/08
185770	300	REG	313384YJ2	FHLB DISCOUNT NOTE	2.0600	6/20/08	2.102	50,000,000.00	49,819,750.00	49,870,000.00	4/18/08
185824	300	REG	313384YJ2	FHLB DISCOUNT NOTE	2.0600	6/20/08	2.101	50,000,000.00	49,831,194.44	49,870,000.00	4/22/08
185845	300	REG	313384YJ2	FHLB DISCOUNT NOTE	2.0500	6/20/08	2.091	50,000,000.00	49,834,861.11	49,870,000.00	4/23/08
185847	300	REG	313384YJ2	FHLB DISCOUNT NOTE	2.0500	6/20/08	2.091	50,000,000.00	49,834,861.11	49,870,000.00	4/23/08
185848	300	REG	313384YJ2	FHLB DISCOUNT NOTE	2.0500	6/20/08	2.091	50,000,000.00	49,834,861.11	49,870,000.00	4/23/08
186000	300	REG	313384YW3	FHLB DISCOUNT NOTE	2.0250	7/02/08	2.066	25,000,000.00	24,911,406.25	24,915,000.00	4/30/08
186001	300	REG	313384YW3	FHLB DISCOUNT NOTE	2.0250	7/02/08	2.066	25,177,000.00	25,087,779.01	25,091,398.20	4/30/08
								994,743,000.00	991,971,320.68	993,036,151.30	
182025	301	REG	3137EAP4	FHLMC DEBENTURE	4.8750	2/09/10	4.956	10,000,000.00	9,981,100.00	10,350,000.00	8/08/07
182263	301	REG	3128X6LN4	FHLMC DEBENTURE	5.0500	9/10/10	5.050	50,000,000.00	50,000,000.00	50,497,500.00	9/10/07
183989	301	REG	3128X6WK8	FHLMC DEBENTURE	4.3500	9/24/10	4.352	25,000,000.00	25,000,000.00	25,205,750.00	12/28/07

PGM: INVS_MONTHEND_INVENTORY
 SOURCE: VisualQED
 MODEL: INVENTORY
 BASIS: SETTLEMENT
 AS-OF: 4/30/08

R I C E A R D C O R D R A Y
 T R E A S U R E R , S T A T E O F O H I O

I N V E S T M E N T I N V E N T O R Y
 S E T T L E D P O S I T I O N S A S O F : 4 / 3 0 / 0 8

INVST#	FUND	GROUP	CUSIP	DESCRIPTION	RATE	MATURITY	YIELD	PAR AMOUNT	BOOK-VALUE	US\$-MARKET	1ST-PUR
178897	304	REG	3128X5PV4	FILMC DEBENTURE	5.1250	11/24/10	5.160	50,000,000.00	49,937,500.00	50,791,000.00	11/24/06
180237	301	REG	3128X4N56	FILMC DEBENTURE	5.2500	2/24/11	5.055	25,000,000.00	25,087,500.00	25,553,250.00	3/19/07
185171	301	REG	3128X7DT8	FILMC DEBENTURE	3.0000	4/01/11	3.000	25,000,000.00	25,000,000.00	24,847,750.00	4/01/08
180183	301	REG	3128X5LP1	FILMC DEBENTURE	5.2500	10/06/11	5.140	50,000,000.00	50,080,000.00	50,551,000.00	3/14/07
180296	301	REG	3128X5WL8	FILMC DEBENTURE	5.3000	1/09/12	5.166	25,000,000.00	25,054,687.50	25,496,000.00	3/23/07
180448	301	REG	3128X5N61	FILMC DEBENTURE	5.0000	3/26/12	4.999	25,000,000.00	25,000,000.00	26,045,250.00	4/10/07
182907	301	REG	3128X52N7	FILMC DEBENTURE	5.2500	4/03/12	5.069	15,000,000.00	15,037,500.00	15,368,100.00	10/17/07
180937	301	REG	3128X56F0	FILMC DEBENTURE	5.2500	5/22/12	5.250	10,000,000.00	10,000,000.00	10,325,300.00	5/22/07
182670	301	REG	3128X6NK8	FILMC DEBENTURE	5.0000	10/22/12	5.000	25,000,000.00	25,000,000.00	25,886,000.00	10/22/07
184209	301	REG	3128X6YS9	FILMC DEBENTURE	4.6000	1/22/13	4.600	50,000,000.00	50,000,000.00	50,273,500.00	1/22/08
184210	301	REG	3128X6YS9	FILMC DEBENTURE	4.6000	1/22/13	4.600	50,000,000.00	50,000,000.00	50,273,500.00	1/22/08
184542	301	REG	3128X6S80	FILMC DEBENTURE	4.2900	2/13/13	4.290	50,000,000.00	50,000,000.00	50,036,000.00	2/13/08
184544	301	REG	3128X6S80	FILMC DEBENTURE	4.2900	2/13/13	4.290	50,000,000.00	50,000,000.00	50,036,000.00	2/13/08
184543	301	REG	3128X6S98	FILMC DEBENTURE	4.2500	2/13/13	4.250	50,000,000.00	50,000,000.00	50,277,000.00	2/13/08
184545	301	REG	3128X6S98	FILMC DEBENTURE	4.2500	2/13/13	4.250	50,000,000.00	50,000,000.00	50,277,000.00	2/13/08
184876	301	REG	3128X66A9	FILMC DEBENTURE	4.4000	3/05/13	4.400	25,000,000.00	25,000,000.00	25,053,250.00	3/05/08
184877	301	REG	3128X66A9	FILMC DEBENTURE	4.4000	3/05/13	4.400	25,000,000.00	25,000,000.00	25,053,250.00	3/05/08
185068	301	REG	3128X7BW3	FILMC DEBENTURE	4.0750	3/26/13	4.075	50,000,000.00	50,000,000.00	50,435,500.00	3/26/08
185475	301	REG	3128X7JC9	FILMC DEBENTURE	4.0350	4/22/13	4.035	50,000,000.00	50,000,000.00	50,240,000.00	4/22/08
								785,000,000.00	785,178,287.50	792,871,900.00	
185121	300	REG	313396WX7	FILMC DISCOUNT NOTE	1.7500	5/16/08	1.784	50,000,000.00	49,854,166.67	49,960,000.00	3/17/08
185122	300	REG	313396WX7	FILMC DISCOUNT NOTE	1.7500	5/16/08	1.784	47,750,000.00	47,610,729.17	47,711,800.00	3/17/08
185139	300	REG	313396WX7	FILMC DISCOUNT NOTE	1.7660	5/16/08	1.801	1,727,000.00	1,722,001.58	1,725,618.40	3/18/08
185252	300	REG	313396XU2	FILMC DISCOUNT NOTE	2.0700	6/06/08	2.113	50,000,000.00	49,793,000.00	49,905,000.00	3/26/08
185860	300	REG	313396ZV8	FILMC DISCOUNT NOTE	2.0500	7/25/08	2.095	50,000,000.00	49,738,055.56	49,770,000.00	4/24/08
185861	300	REG	313396ZV8	FILMC DISCOUNT NOTE	2.0500	7/25/08	2.095	50,000,000.00	49,738,055.56	49,770,000.00	4/24/08
185997	300	REG	313396ZY2	FILMC DISCOUNT NOTE	2.0500	7/28/08	2.095	50,000,000.00	49,746,597.22	49,760,000.00	4/30/08
185999	300	REG	313396B28	FILMC DISCOUNT NOTE	2.0500	8/07/08	2.096	50,000,000.00	49,718,125.00	49,730,000.00	4/30/08
								349,477,000.00	347,920,730.76	348,332,418.40	
180196	301	REG	3128X5U30	FILMC MEDIUM TERM NOTE	5.0300	4/29/11	5.029	50,000,000.00	50,000,000.00	51,126,000.00	3/19/07
180211	301	REG	3128X5V47	FILMC MEDIUM TERM NOTE	5.0500	12/23/11	5.048	50,000,000.00	50,000,000.00	51,323,000.00	3/23/07
182192	301	REG	3128X5V47	FILMC MEDIUM TERM NOTE	5.0500	12/23/11	5.159	20,000,000.00	19,915,000.00	20,529,200.00	8/23/07
185065	301	REG	3128X6A89	FILMC MEDIUM TERM NOTE	4.1250	1/22/13	4.124	50,000,000.00	50,000,000.00	50,577,500.00	3/12/08
								170,000,000.00	169,915,000.00	173,555,700.00	

PGM: INVS_MONTHEND_INVENTORY
 SOURCE: VisualQED
 MODEL: INVENTORY
 BASIS: SETTLEMENT
 AS-OF: 4/30/08

RICHARD CORDRAY
 TREASURER, STATE OF OHIO

INVESTMENT INVENTORY
 SETTLED POSITIONS AS OF: 4/30/08

INVST#	FUND	GROUP	CUSIP	DESCRIPTION	RATE	MATURITY	YIELD	PAR AMOUNT	BOOK-VALUE	US\$-MARKET	1ST-PUR
178548	304	REG	31359MDU4	FNMA DEBENTURE	6.0000	5/15/08	5.100	50,000,000.00	50,669,500.00	50,062,500.00	10/19/06
178549	304	REG	31359MDU4	FNMA DEBENTURE	6.0000	5/15/08	5.100	25,000,000.00	25,334,750.00	25,031,250.00	10/19/06
178814	304	REG	31359M2A0	FNMA DEBENTURE	5.2000	11/20/09	5.201	25,000,000.00	24,999,000.00	25,031,250.00	11/20/06
178815	304	REG	31359M2A0	FNMA DEBENTURE	5.2000	11/20/09	5.200	25,000,000.00	25,000,000.00	25,031,250.00	11/20/06
178816	304	REG	31359M2A0	FNMA DEBENTURE	5.2000	11/20/09	5.200	25,000,000.00	25,000,000.00	25,031,250.00	11/20/06
178838	304	REG	31359M2A0	FNMA DEBENTURE	5.2000	11/20/09	5.200	25,000,000.00	25,000,000.00	25,031,250.00	11/20/06
180038	301	REG	3136F8GG4	FNMA DEBENTURE	5.0500	12/30/09	5.053	20,000,000.00	20,000,000.00	25,031,250.00	11/20/06
184893	301	REG	3136F8WG6	FNMA DEBENTURE	4.4670	3/05/10	4.467	50,000,000.00	50,000,000.00	20,087,600.00	3/08/07
184894	301	REG	3136F8WG6	FNMA DEBENTURE	4.4670	3/05/10	4.467	50,000,000.00	50,000,000.00	50,562,500.00	3/05/08
184896	301	REG	3136F8WG6	FNMA DEBENTURE	4.4670	3/05/10	4.467	10,000,000.00	10,000,000.00	50,562,500.00	3/05/08
184897	301	REG	3136F8WG6	FNMA DEBENTURE	4.4670	3/05/10	4.467	50,000,000.00	50,000,000.00	10,112,500.00	3/05/08
184898	301	REG	3136F8WG6	FNMA DEBENTURE	4.4670	3/05/10	4.467	50,000,000.00	50,000,000.00	50,562,500.00	3/05/08
184899	301	REG	3136F8WG6	FNMA DEBENTURE	4.4670	3/05/10	4.467	2,200,000.00	2,200,000.00	2,224,750.00	3/05/08
180129	301	REG	3136F8HE8	FNMA DEBENTURE	4.4670	3/05/10	4.467	47,000,000.00	47,000,000.00	47,528,750.00	3/05/08
182656	301	REG	3136F8TR6	FNMA DEBENTURE	5.0800	6/18/10	5.077	25,000,000.00	25,000,000.00	25,093,750.00	3/16/07
185575	301	REG	3136F9FW8	FNMA DEBENTURE	4.8750	10/01/10	4.875	35,000,000.00	35,000,000.00	35,372,050.00	10/01/07
184674	301	REG	3136F8WJ0	FNMA DEBENTURE	3.0000	1/14/11	3.000	25,000,000.00	25,000,000.00	24,953,250.00	4/14/08
184682	301	REG	3136F8WJ0	FNMA DEBENTURE	4.6320	2/10/11	4.632	4,000,000.00	4,000,000.00	4,046,240.00	2/10/08
180335	301	REG	3136F8JZ9	FNMA DEBENTURE	4.6320	2/10/11	4.632	4,000,000.00	4,000,000.00	4,046,240.00	2/10/08
180811	301	REG	3136F8JZ9	FNMA DEBENTURE	5.0000	5/27/11	4.998	50,000,000.00	50,000,000.00	51,172,000.00	4/03/07
180942	301	REG	3136F8MM4	FNMA DEBENTURE	5.0000	5/27/11	5.106	25,000,000.00	24,902,343.75	25,586,000.00	5/02/07
180697	301	REG	3136F8LM5	FNMA DEBENTURE	5.1100	6/01/11	5.110	25,000,000.00	25,000,000.00	25,703,250.00	5/23/07
180871	301	REG	3136F8MD4	FNMA DEBENTURE	5.2200	8/01/11	5.222	25,000,000.00	25,000,000.00	25,179,750.00	4/25/07
182307	301	REG	3136F8SG1	FNMA DEBENTURE	5.1400	8/18/11	5.138	25,000,000.00	25,000,000.00	25,734,500.00	5/18/07
182431	301	REG	3136F8SW6	FNMA DEBENTURE	5.0700	9/14/11	5.070	50,000,000.00	50,000,000.00	51,594,000.00	9/14/07
182431	301	REG	3136F8SW6	FNMA DEBENTURE	5.0100	9/19/11	5.010	50,000,000.00	50,000,000.00	51,594,000.00	9/19/07
180267	301	REG	31359M3Y7	FNMA DEBENTURE	5.0700	9/19/11	5.010	50,000,000.00	50,000,000.00	50,531,500.00	9/19/07
184683	301	REG	3136F8WF6	FNMA DEBENTURE	5.2500	1/12/12	5.209	25,000,000.00	25,015,625.00	25,445,250.00	3/21/07
182191	301	REG	3136F8RZ0	FNMA DEBENTURE	4.6530	2/09/12	4.653	13,000,000.00	13,000,000.00	13,406,250.00	2/09/08
182360	301	REG	3136F8S35	FNMA DEBENTURE	5.1500	8/27/12	5.150	25,000,000.00	25,000,000.00	26,273,500.00	8/27/07
182377	301	REG	3136F8SL0	FNMA DEBENTURE	5.1000	9/10/12	5.100	50,000,000.00	50,000,000.00	51,469,000.00	9/10/07
					5.2800	9/17/12	5.280	50,000,000.00	50,000,000.00	50,562,500.00	9/17/07
								910,200,000.00	911,121,218.75	923,028,880.00	
185063	300	REG	313588XM2	FNMA DISCOUNT NOTE	2.2300	5/30/08	2.278	50,000,000.00	49,755,319.44	49,925,000.00	3/12/08
185947	300	REG	313588XU4	FNMA DISCOUNT NOTE	2.0100	6/06/08	2.048	50,000,000.00	49,891,125.00	49,905,000.00	4/28/08
185948	300	REG	313588XU4	FNMA DISCOUNT NOTE	2.0100	6/06/08	2.048	50,000,000.00	49,891,125.00	49,905,000.00	4/28/08
185917	300	REG	313588YA7	FNMA DISCOUNT NOTE	2.0300	6/12/08	2.069	50,000,000.00	49,864,666.67	49,890,000.00	4/25/08
185918	300	REG	313588YA7	FNMA DISCOUNT NOTE	2.0300	6/12/08	2.069	50,000,000.00	49,864,666.67	49,890,000.00	4/25/08
185919	300	REG	313588YA7	FNMA DISCOUNT NOTE	2.0300	6/12/08	2.069	30,000,000.00	29,918,800.00	29,934,000.00	4/25/08

PGM: INVS_MONTHEND_INVENTORY
 SOURCE: VisualQED
 MODEL: INVENTORY
 BASIS: SETTLEMENT
 AS-OF: 4/30/08

RICHARD CORDRAY
 TREASURER, STATE OF OHIO

INVESTMENT INVENTORY
 SETTLED POSITIONS AS OF: 4/30/08

INVT#	FUND	GROUP	CUSIP	DESCRIPTION	RATE	MATURITY	YIELD	PAR AMOUNT	BOOK-VALUE	US\$-MARKET	1ST-PUR
185207	300	REG	313588YG4	FNMA DISCOUNT NOTE	2.0700	6/18/08	2.115	50,000,000.00	49,752,750.00	49,875,000.00	3/24/08
185998	300	REG	313588A21	FNMA DISCOUNT NOTE	2.0500	7/30/08	2.095	50,000,000.00	49,740,902.78	49,755,000.00	4/30/08
								380,000,000.00	378,679,355.56	379,079,000.00	
176609	304	REG	46513ETP7	ISRAEL BOND	5.2500	5/01/08	5.249	5,000,000.00	5,000,000.00	5,000,000.00	5/15/06
								5,000,000.00	5,000,000.00	5,000,000.00	
180912	301	REG	46513E2Q4	ISRAEL BOND	5.0800	5/01/08	5.079	10,000,000.00	10,000,000.00	10,000,000.00	5/08/07
181324	301	REG	46513E2U5	ISRAEL BOND	5.1100	6/01/08	5.109	10,000,000.00	10,000,000.00	10,000,000.00	6/08/07
182654	301	REG	46513FBA6	ISRAEL BOND	4.1100	9/01/09	4.109	5,000,000.00	5,000,000.00	5,000,000.00	9/15/07
183020	301	REG	46513FEK1	ISRAEL BOND	3.9200	11/01/09	3.920	8,000,000.00	8,000,000.00	7,967,840.00	11/01/07
								33,000,000.00	33,000,000.00	32,967,840.00	
184539	300	REG	38141W273	GOLDMAN SACHS FIN SQ GOVT #465	2.4400			311,673,519.19	311,673,519.19	311,673,519.19	1/30/08
184510	304	REG	38141W273	GOLDMAN SACHS FIN SQ GOVT #465	2.4400			146,757,598.83	146,757,598.83	146,757,598.83	1/29/08
170509	300	REG	4812C0670	JP MORGAN US GOVT MMKT #3164	2.3600			166,265,564.15	166,265,564.15	166,265,564.15	3/31/05
180005	301	REG	4812C0670	JP MORGAN US GOVT MMKT #3164	2.3600			231,774,648.55	231,774,648.55	231,774,648.55	2/28/07
170510	300	REG	4812C2734	JP MORGAN US TSY PLUS MMKT #3163	1.7400			2,034,022.94	2,034,022.94	2,034,022.94	3/31/05
166020	300	REG	825252406	AIM SHORT TERM INVEST TRUST-TSY	1.8700			1,208,293.11	1,208,293.11	1,208,293.11	5/14/04
183640	303	REG	LD0801950	HUNTINGTON NATIONAL BANK, NA	1.3130			20,000,000.00	20,000,000.00	20,000,000.00	11/26/07
								879,713,646.77	879,713,646.77	879,713,646.77	
181771	300	REG	926464520	VICTORY FEDERAL MMKT FUND	1.8300			11,449,591.95	11,449,591.95	11,449,591.95	7/19/07
								11,449,591.95	11,449,591.95	11,449,591.95	
177934	299	REG	200640852	STATE & LOCAL GOVT SEC - DEM DEP	1.0900			34,293,085.75	34,293,085.75	34,293,085.75	8/24/06
178938	297	REG	200658169	STATE & LOCAL GOVT SEC - DEM DEP	1.0900			26,087,052.22	26,087,052.22	26,087,052.22	12/05/06
								60,380,137.97	60,380,137.97	60,380,137.97	
154433	300	REG	STAR30012	STAR OHIO 10010	2.3500			24,350,917.44	24,350,917.44	24,350,917.44	3/28/02
182202	301	REG	STAR30129	STAR OHIO 70933	2.3500			72,800,668.38	72,800,668.38	72,800,668.38	8/23/07
174457	304	REG	STAR30418	STAR OHIO 63942	2.3500			2,545,904.22	2,545,904.22	2,545,904.22	1/26/06
								99,697,490.04	99,697,490.04	99,697,490.04	

PGM: INVS_MONTHEND_INVENTORY
 SOURCE: VisualQED
 MODEL: INVENTORY
 BASIS: SETTLEMENT
 AS-OF: 4/30/08

RICHARD CORDRAY
 TREASURER, STATE OF OHIO

INVESTMENT INVENTORY
 SETTLED POSITIONS AS OF: 4/30/08

INVT#	FUND	GROUP	CUSIP	DESCRIPTION	RATE	MATURITY	YIELD	PAR AMOUNT	BOOK-VALUE	US\$-MARKET	1ST-PUR
181712	304	REG	912828FM7	US TREASURY NOTE	5.0000	7/31/08	5.013	10,000,000.00	9,998,437.50	10,086,700.00	7/13/07
181715	304	REG	912828FT2	US TREASURY NOTE	4.6250	9/30/08	4.961	5,000,000.00	4,980,078.12	5,062,900.00	7/13/07
184310	304	REG	912828FT2	US TREASURY NOTE	4.6250	9/30/08	3.134	25,000,000.00	25,261,718.75	25,314,500.00	1/11/08
181713	304	REG	912828FV7	US TREASURY NOTE	4.8750	10/31/08	4.970	5,000,000.00	4,993,750.00	5,078,900.00	7/13/07
181714	304	REG	912828FV7	US TREASURY NOTE	4.8750	10/31/08	4.945	10,000,000.00	9,990,625.00	10,157,800.00	7/13/07
182128	304	REG	9128274V1	US TREASURY NOTE	4.7500	11/15/08	4.445	25,000,000.00	25,089,843.75	25,410,250.00	8/16/07
174476	304	REG	912828EL0	US TREASURY NOTE	4.3750	11/15/08	4.460	50,000,000.00	49,886,718.75	50,715,000.00	1/30/06
181901	304	REG	912828GB0	US TREASURY NOTE	4.7500	12/31/08	4.638	25,000,000.00	25,037,109.37	25,500,000.00	7/30/07
181955	304	REG	912828GB0	US TREASURY NOTE	4.7500	12/31/08	4.706	25,000,000.00	25,013,671.87	25,500,000.00	8/03/07
181037	304	REG	912828HV8	US TREASURY NOTE	4.5000	2/15/09	4.800	25,000,000.00	24,874,023.45	25,519,500.00	5/18/07
182062	304	REG	912828HV8	US TREASURY NOTE	4.5000	2/15/09	4.629	25,000,000.00	24,953,125.00	25,519,500.00	8/10/07
181088	304	REG	912828GJ3	US TREASURY NOTE	4.7500	2/28/09	4.839	25,000,000.00	24,960,937.50	25,589,750.00	5/22/07
181108	304	REG	912828GJ3	US TREASURY NOTE	4.7500	2/28/09	4.848	10,000,000.00	9,982,812.50	10,235,900.00	5/23/07
180479	304	REG	912828GL8	US TREASURY NOTE	4.5000	3/31/09	4.608	10,000,000.00	9,979,687.50	10,236,700.00	4/09/07
181046	304	REG	912828GP9	US TREASURY NOTE	4.5000	4/30/09	4.770	10,000,000.00	9,950,000.00	10,255,500.00	5/18/07
182469	304	REG	912828HB9	US TREASURY NOTE	4.0000	8/31/09	4.008	20,000,000.00	19,996,875.00	20,492,200.00	9/14/07
182470	304	REG	912828HB9	US TREASURY NOTE	4.0000	8/31/09	4.008	20,000,000.00	19,996,875.00	20,492,200.00	9/14/07
180287	304	REG	912828FX3	US TREASURY NOTE	4.6250	11/15/09	4.496	10,000,000.00	10,031,250.00	10,368,800.00	3/23/07
181101	304	REG	912828FX3	US TREASURY NOTE	4.6250	11/15/09	4.773	10,000,000.00	9,965,625.00	10,368,800.00	5/23/07
185163	304	REG	912828HP8	US TREASURY NOTE	2.1250	1/31/10	1.587	10,000,000.00	10,098,437.50	9,980,500.00	3/20/08
185905	304	REG	912828HP8	US TREASURY NOTE	2.1250	1/31/10	2.351	15,000,000.00	14,941,406.25	14,970,750.00	4/25/08
181129	304	REG	912828GG9	US TREASURY NOTE	4.7500	2/15/10	4.817	10,000,000.00	9,982,421.88	10,447,700.00	5/24/07
185162	304	REG	912828H2	US TREASURY NOTE	2.0000	2/28/10	1.558	25,000,000.00	25,210,937.50	24,888,750.00	3/20/08
185960	304	REG	912828HS2	US TREASURY NOTE	2.0000	2/28/10	2.323	10,000,000.00	9,942,187.50	9,955,500.00	4/29/08
185387	304	REG	912828HU7	US TREASURY NOTE	1.7500	3/31/10	1.718	25,000,000.00	25,015,625.00	24,763,750.00	4/02/08
182784	304	REG	912828DR8	US TREASURY NOTE	4.0000	4/15/10	4.045	25,000,000.00	24,972,656.25	25,845,750.00	10/04/07
180288	304	REG	912828ED8	US TREASURY NOTE	4.1250	8/15/10	4.446	25,000,000.00	24,748,046.87	26,025,500.00	3/23/07
182808	304	REG	912828EQ9	US TREASURY NOTE	4.3750	12/15/10	4.151	25,000,000.00	25,164,062.50	26,300,750.00	10/09/07
182853	304	REG	912828ES5	US TREASURY NOTE	4.2500	1/15/11	4.248	10,000,000.00	10,000,000.00	10,513,300.00	10/12/07
182855	304	REG	912828ES5	US TREASURY NOTE	4.2500	1/15/11	4.251	15,000,000.00	14,998,828.13	15,769,950.00	10/12/07
182688	304	REG	912828HE3	US TREASURY NOTE	4.2500	9/30/12	4.241	15,000,000.00	15,005,859.38	15,788,700.00	10/01/07
182689	304	REG	912828HE3	US TREASURY NOTE	4.2500	9/30/12	4.243	10,000,000.00	10,003,125.00	10,525,800.00	10/01/07
182797	304	REG	912828HE3	US TREASURY NOTE	4.2500	9/30/12	4.245	25,000,000.00	25,005,859.37	26,314,500.00	10/05/07
185759	304	REG	912828HQ6	US TREASURY NOTE	2.8750	1/31/13	2.899	25,000,000.00	24,972,656.25	24,838,000.00	4/18/08
185814	304	REG	912828HQ6	US TREASURY NOTE	2.8750	1/31/13	2.934	25,000,000.00	24,933,593.75	24,838,000.00	4/22/08
185906	304	REG	912828HQ6	US TREASURY NOTE	2.8750	1/31/13	3.005	30,000,000.00	29,826,562.50	29,805,600.00	4/25/08
185149	304	REG	912828HT0	US TREASURY NOTE	2.7500	2/28/13	2.280	30,000,000.00	30,656,250.00	29,615,700.00	3/19/08
185164	304	REG	912828HT0	US TREASURY NOTE	2.7500	2/28/13	2.386	25,000,000.00	25,421,875.00	24,679,750.00	3/20/08
185392	304	REG	912828HT0	US TREASURY NOTE	2.7500	2/28/13	2.539	30,000,000.00	30,290,625.00	29,615,700.00	4/02/08

PGM: INVS_MONTHEND_INVENTORY
 SOURCE: VisualQED
 MODEL: INVENTORY
 BASIS: SETTLEMENT
 AS-OF: 4/30/08

RICHARD CORDRAY
 TREASURER, STATE OF OHIO

INVESTMENT INVENTORY
 SETTLED POSITIONS AS OF: 4/30/08

INVT#	FUND	GROUP	CUSIP	DESCRIPTION	RATE	MATURITY	YIELD	PAR AMOUNT	BOOK-VALUE	US\$-MARKET	1ST-PUR
185702	304	REG	912828HT0	US TREASURY NOTE	2.7500	2/28/13	2.729	25,000,000.00	25,023,437.50	24,679,750.00	4/17/08
185680	304	REG	912828HV5	US TREASURY NOTE	2.5000	3/31/13	2.673	25,000,000.00	24,800,781.25	24,394,500.00	4/16/08
								805,000,000.00	805,958,398.44	816,463,100.00	
176575	303	REG	LD0600642	FIRST CITIZENS NATIONAL BANK	1.7500	5/09/08	1.750	176,746.35	176,746.35	176,746.35	5/10/06
176578	303	REG	LD0600659	REPUBLIC BANKING COMPANY	1.7500	5/09/08	1.750	67,940.83	67,940.83	67,940.83	5/10/06
176584	303	REG	LD0600667	FIRST CITIZENS NATIONAL BANK	1.7500	5/09/08	1.750	9,381.07	9,381.07	9,381.07	5/11/06
176599	303	REG	LD0600675	CITIZENS SAVINGS BANK, MARTINS F	1.7500	5/12/08	1.750	57,212.00	57,212.00	57,212.00	5/12/06
176600	303	REG	LD0600683	OSGOOD STATE BANK	1.7500	5/12/08	1.750	45,262.50	45,262.50	45,262.50	5/12/06
176604	303	REG	LD0600691	COMMERCE NATIONAL BANK	1.7500	5/12/08	1.750	55,586.97	55,586.97	55,586.97	5/12/06
176616	303	REG	LD0600709	CITIZENS SAVINGS BANK, MARTINS F	1.7500	5/15/08	1.750	147,006.29	147,006.29	147,006.29	5/15/06
181010	303	REG	LD0701002	FARMERS & MERCHANTS STATE BANK	1.7500	5/15/08	1.750	92,870.16	92,870.16	92,870.16	5/16/07
181014	303	REG	LD0701010	OSGOOD STATE BANK	1.7500	5/15/08	1.750	148,682.78	148,682.78	148,682.78	5/16/07
176671	303	REG	LD0600717	FIRST CITIZENS NATIONAL BANK	1.7500	5/16/08	1.750	36,252.47	36,252.47	36,252.47	5/16/06
176695	303	REG	LD0600733	HUNTINGTON NATIONAL BANK, NA	1.7500	5/16/08	1.750	100,000.00	100,000.00	100,000.00	5/17/06
176706	303	REG	LD0600741	FIRST CITIZENS NATIONAL BANK	1.7500	5/16/08	1.750	50,000.00	50,000.00	50,000.00	5/18/06
176707	303	REG	LD0600758	HUNTINGTON NATIONAL BANK, NA	1.7500	5/16/08	1.750	24,675.33	24,675.33	24,675.33	5/18/06
176722	303	REG	LD0600766	FIRST CITIZENS NATIONAL BANK	1.7500	5/19/08	1.750	58,586.88	58,586.88	58,586.88	5/19/06
181071	303	REG	LD0701028	FIRST FEDERAL BANK OPTHE MIDWEST	1.7500	5/21/08	1.750	10,210.74	10,210.74	10,210.74	5/21/07
176762	303	REG	LD0600782	SIGNATURE BANK, N.A.	1.7500	5/23/08	1.750	209,007.55	209,007.55	209,007.55	5/24/06
176780	303	REG	LD0600790	ST. BENRY BANK	1.7500	5/23/08	1.750	46,188.88	46,188.88	46,188.88	5/26/06
176779	303	REG	LD0600808	FIRST CITIZENS NATIONAL BANK	1.7500	5/23/08	1.750	23,817.13	23,817.13	23,817.13	5/26/06
176789	303	REG	LD0600816	OLD FORT BANKING COMPANY	1.7500	5/30/08	1.750	75,175.52	75,175.52	75,175.52	5/30/06
176790	303	REG	LD0600824	MORGAN BANK DIV OF LORAIN NAT BK	1.7500	5/30/08	1.750	36,169.94	36,169.94	36,169.94	5/30/06
176826	303	REG	LD0600832	FIRST CITIZENS NATIONAL BANK	1.7500	5/30/08	1.750	45,100.15	45,100.15	45,100.15	6/01/06
176829	303	REG	LD0600840	HUNTINGTON NATIONAL BANK, NA	1.7500	5/30/08	1.750	165,296.77	165,296.77	165,296.77	6/01/06
176839	303	REG	LD0600857	COMMERCIAL SAVINGS BANK, UPPER S	1.7500	6/02/08	1.750	132,705.15	132,705.15	132,705.15	6/02/06
176860	303	REG	LD0600865	FIRST CITIZENS NATIONAL BANK	1.7500	6/06/08	1.750	151,274.16	151,274.16	151,274.16	6/06/06
176982	303	REG	LD0600861	DELAWARE COUNTY BANK & TRUST CO.	1.7500	6/12/08	1.750	33,628.74	33,628.74	33,628.74	6/12/06
177036	303	REG	LD0600899	FIRST CITIZENS NATIONAL BANK	1.7500	6/13/08	1.750	15,830.21	15,830.21	15,830.21	6/15/06
177084	303	REG	LD0600907	FIRST CITIZENS NATIONAL BANK	1.7500	6/20/08	1.750	76,936.93	76,936.93	76,936.93	6/20/06
177115	303	REG	LD0600915	AMERICAN SAVINGS BANK, PSB	1.7500	6/20/08	1.750	33,246.13	33,246.13	33,246.13	6/22/06
177129	303	REG	LD0600923	HUNTINGTON NATIONAL BANK, NA	1.7500	6/23/08	1.750	250,000.00	250,000.00	250,000.00	6/23/06
177143	303	REG	LD0600931	STATE BANK & TRUST COMPANY	1.7500	6/26/08	1.750	250,000.00	250,000.00	250,000.00	6/26/06
177155	303	REG	LD0600949	HUNTINGTON NATIONAL BANK, NA	1.7500	6/27/08	1.750	121,976.81	121,976.81	121,976.81	6/27/06
177212	303	REG	LD0600956	HUNTINGTON NATIONAL BANK, NA	1.7500	6/27/08	1.750	250,000.00	250,000.00	250,000.00	6/29/06
177259	303	REG	LD0600964	OSGOOD STATE BANK	1.7500	6/30/08	1.750	6,106.63	6,106.63	6,106.63	6/30/06
177278	303	REG	LD0700012	AMERICAN SAVINGS BANK, PSB	1.7500	7/03/08	1.750	169,596.38	169,596.38	169,596.38	7/05/06

PGM: INVS MONTHEND_INVENTORY
 SOURCE: VisualQED
 MODEL: INVENTORY
 BASIS: SETTLEMENT
 AS-OF: 4/30/08

RICHARD CORDRAY
 TREASURER, STATE OF OHIO

INVESTMENT INVENTORY
 SETTLED POSITIONS AS OF: 4/30/08

INVT#	FUND	GROUP	CUSIP	DESCRIPTION	RATE	MATURITY	YIELD	PAR AMOUNT	BOOK-VALUE	US\$-MARKET	1ST-PUR
177343	303	REG	LD0700020	STATE BANK & TRUST COMPANY	1.7500	7/07/08	1.750	250,000.00	250,000.00	250,000.00	7/07/06
181676	303	REG	LD0800051	FIRSTMERIT BANK, NA	1.7500	7/10/08	1.750	150,000.00	150,000.00	150,000.00	7/11/07
177438	303	REG	LD0700038	HUNTINGTON NATIONAL BANK, NA	1.7500	7/11/08	1.750	125,000.00	125,000.00	125,000.00	7/13/06
177550	303	REG	LD0700046	U.S. BANK, N.A.	1.7500	7/18/08	1.750	107,377.88	107,377.88	107,377.88	7/19/06
177591	303	REG	LD0700061	KEYBANK,NA	1.7500	7/21/08	1.750	158,909.81	158,909.81	158,909.81	7/21/06
177607	303	REG	LD0700079	Glouster Community DNU merger	1.7500	7/25/08	1.750	131,233.56	131,233.56	131,233.56	7/25/06
177608	303	REG	LD0700087	Glouster Community DNU merger	1.7500	7/25/08	1.750	245,770.09	245,770.09	245,770.09	7/25/06
177624	303	REG	LD0700095	FARMERS & MERCHANTS STATE BANK	1.7500	7/25/08	1.750	11,539.05	11,539.05	11,539.05	7/26/06
177625	303	REG	LD0700103	FIRST CITIZENS NATIONAL BANK	1.7500	7/25/08	1.750	66,851.84	66,851.84	66,851.84	7/26/06
177683	303	REG	LD0700111	HUNTINGTON NATIONAL BANK, NA	1.7500	7/31/08	1.750	75,000.00	75,000.00	75,000.00	7/31/06
177685	303	REG	LD0700129	HUNTINGTON NATIONAL BANK, NA	1.7500	7/31/08	1.750	34,221.59	34,221.59	34,221.59	7/31/06
177738	303	REG	LD0700137	HUNTINGTON NATIONAL BANK, NA	1.7500	8/01/08	1.750	127,292.41	127,292.41	127,292.41	8/02/06
177769	303	REG	LD0700145	FIFTH THIRD BANK	1.7500	8/04/08	1.750	185,237.41	185,237.41	185,237.41	8/04/06
177796	303	REG	LD0700152	FIRSTMERIT BANK, NA	1.7500	8/08/08	1.750	177,858.71	177,858.71	177,858.71	8/08/06
177811	303	REG	LD0700160	FIRST NATIONAL BANK OF BELLVUE	1.7500	8/08/08	1.750	71,381.20	71,381.20	71,381.20	8/09/06
177851	303	REG	LD0700186	OSGOOD STATE BANK	1.7500	8/14/08	1.750	110,540.14	110,540.14	110,540.14	8/14/06
177866	303	REG	LD0700194	P N C BANK,NA	1.7500	8/15/08	1.750	161,550.71	161,550.71	161,550.71	8/15/06
177867	303	REG	LD0700202	U.S. BANK, N.A.	1.7500	8/15/08	1.750	152,499.14	152,499.14	152,499.14	8/15/06
177880	303	REG	LD0700210	HUNTINGTON NATIONAL BANK, NA	1.7500	8/15/08	1.750	114,199.00	114,199.00	114,199.00	8/16/06
177901	303	REG	LD0700228	FIRST CITIZENS NATIONAL BANK	1.7500	8/18/08	1.750	13,777.24	13,777.24	13,777.24	8/18/06
177915	303	REG	LD0700236	FIRST CITIZENS NATIONAL BANK	1.7500	8/21/08	1.750	20,081.58	20,081.58	20,081.58	8/21/06
177959	303	REG	LD0700244	FIRST PLACE BANK	1.7500	8/25/08	1.750	71,616.30	71,616.30	71,616.30	8/25/06
177998	303	REG	LD0700251	DELAWARE COUNTY BANK & TRUST CO.	1.7500	8/29/08	1.750	22,495.87	22,495.87	22,495.87	8/30/06
177999	303	REG	LD0700269	KEYBANK,NA	1.7500	8/29/08	1.750	219,509.52	219,509.52	219,509.52	8/30/06
178024	303	REG	LD0700277	FIRST CITIZENS NATIONAL BANK	1.7500	8/29/08	1.750	18,410.34	18,410.34	18,410.34	9/01/06
178026	303	REG	LD0700285	HUNTINGTON NATIONAL BANK, NA	1.7500	8/29/08	1.750	48,322.15	48,322.15	48,322.15	9/01/06
178030	303	REG	LD0700293	FIRST CITIZENS NATIONAL BANK	1.7500	8/29/08	1.750	25,352.82	25,352.82	25,352.82	9/01/06
178031	303	REG	LD0700301	FIRST CITIZENS NATIONAL BANK	1.7500	8/29/08	1.750	32,070.00	32,070.00	32,070.00	9/01/06
178039	303	REG	LD0700319	OSGOOD STATE BANK	1.7500	9/05/08	1.750	211,640.56	211,640.56	211,640.56	9/05/06
178088	303	REG	LD0700327	CITIZENS NATIONAL OF BLUFFTON	1.7500	9/05/08	1.750	102,205.13	102,205.13	102,205.13	9/07/06
178089	303	REG	LD0700335	HUNTINGTON NATIONAL BANK, NA	1.7500	9/05/08	1.750	191,360.91	191,360.91	191,360.91	9/07/06
178107	303	REG	LD0700343	HUNTINGTON NATIONAL BANK, NA	1.7500	9/08/08	1.750	127,785.04	127,785.04	127,785.04	9/08/06
178133	303	REG	LD0700350	HUNTINGTON NATIONAL BANK, NA	1.7500	9/12/08	1.750	163,674.75	163,674.75	163,674.75	9/12/06
178134	303	REG	LD0700368	NATIONAL CITY BANK	1.7500	9/12/08	1.750	223,741.43	223,741.43	223,741.43	9/12/06
178212	303	REG	LD0700376	FIRST CITIZENS NATIONAL BANK	1.7500	9/19/08	1.750	21,677.75	21,677.75	21,677.75	9/20/06
178239	303	REG	LD0700384	OLD FORT BANKING COMPANY	1.7500	9/22/08	1.750	40,255.17	40,255.17	40,255.17	9/22/06
178240	303	REG	LD0700392	HUNTINGTON NATIONAL BANK, NA	1.7500	9/22/08	1.750	250,000.00	250,000.00	250,000.00	9/22/06
178241	303	REG	LD0700400	NATIONAL CITY BANK	1.7500	9/22/08	1.750	164,478.93	164,478.93	164,478.93	9/22/06
178250	303	REG	LD0700418	FIRST CITIZENS NATIONAL BANK	1.7500	9/25/08	1.750	45,026.97	45,026.97	45,026.97	9/25/06

PGM: INVS MONTHEND_INVENTORY
 SOURCE: VisualQED
 MODEL: INVENTORY
 BASIS: SETTLEMENT
 AS-OF: 4/30/08

RICHARD CORDRAY
 TREASURER, STATE OF OHIO

INVESTMENT INVENTORY
 SETTLED POSITIONS AS OF: 4/30/08

INVST#	FUND	GROUP	CUSIP	DESCRIPTION	RATH	MATURITY	YIELD	PAR AMOUNT	BOOK-VALUE	US\$-MARKET	1ST-PUR
178303	303	REG	LD0700426	HUNTINGTON NATIONAL BANK, NA	1.7500	9/29/08	1.750	68,777.41	68,777.41	68,777.41	9/29/06
178406	303	REG	LD0700434	MINSTER BANK	1.7500	10/03/08	1.745	209,459.98	209,459.98	209,459.98	10/05/06
178437	303	REG	LD0700442	HUNTINGTON NATIONAL BANK, NA	1.7500	10/10/08	1.750	199,390.65	199,390.65	199,390.65	10/10/06
178552	303	REG	LD0700459	COMMERCE NATIONAL BANK	1.7500	10/17/08	1.750	75,879.94	75,879.94	75,879.94	10/19/06
178564	303	REG	LD0700467	FIRST CITIZENS NATIONAL BANK	1.7500	10/20/08	1.750	41,205.83	41,205.83	41,205.83	10/20/06
178611	303	REG	LD0700475	GENOA BANKING COMPANY	1.7500	10/24/08	1.750	74,820.81	74,820.81	74,820.81	10/24/06
178612	303	REG	LD0700483	GENOA BANKING COMPANY	1.7500	10/24/08	1.750	250,000.00	250,000.00	250,000.00	10/24/06
178727	303	REG	LD0700491	CITIZENS SAVINGS BANK, MARTINS F	1.7500	11/03/08	1.750	181,398.25	181,398.25	181,398.25	11/03/06
178847	303	REG	LD0700509	SIGNATURE BANK, N.A.	1.7500	11/13/08	1.750	222,281.95	222,281.95	222,281.95	11/13/06
178859	303	REG	LD0700517	FIRST CITIZENS NATIONAL BANK	1.7500	11/14/08	1.750	236,557.52	236,557.52	236,557.52	11/14/06
178860	303	REG	LD0700525	HUNTINGTON NATIONAL BANK, NA	1.7500	11/14/08	1.750	168,799.87	168,799.87	168,799.87	11/14/06
178929	303	REG	LD0700533	FIRST FEDERAL BANK OFTHE MIDWEST	1.7500	11/20/08	1.750	134,630.64	134,630.64	134,630.64	11/20/06
178930	303	REG	LD0700541	OSGOOD STATE BANK	1.7500	11/20/08	1.750	203,678.28	203,678.28	203,678.28	11/20/06
178966	303	REG	LD0700558	FIRST CITIZENS NATIONAL BANK	1.7500	11/21/08	1.750	23,429.93	23,429.93	23,429.93	11/22/06
179077	303	REG	LD0700566	FIRST PLACE BANK	1.7500	11/26/08	1.750	195,335.04	195,335.04	195,335.04	11/29/06
179078	303	REG	LD0700574	KINGSTON NATIONAL BANK	1.7500	11/26/08	1.750	25,358.65	25,358.65	25,358.65	11/29/06
179079	303	REG	LD0700582	OSGOOD STATE BANK	1.7500	11/26/08	1.750	70,315.01	70,315.01	70,315.01	11/29/06
183750	303	REG	LD0802131	AMERICAN SAVINGS BANK, FSB	1.0000	12/03/08	1.000	150,000.00	150,000.00	150,000.00	12/03/07
179229	303	REG	LD0700590	HUNTINGTON NATIONAL BANK, NA	1.7500	12/08/08	1.750	143,247.47	143,247.47	143,247.47	12/08/06
179230	303	REG	LD0700608	FIRSTMERIT BANK, NA	1.7500	12/08/08	1.750	142,622.88	142,622.88	142,622.88	12/08/06
179239	303	REG	LD0700616	FIRST FEDERAL BANK OFTHE MIDWEST	1.7500	12/11/08	1.750	82,126.74	82,126.74	82,126.74	12/11/06
179250	303	REG	LD0700624	FIRST CITIZENS NATIONAL BANK	1.7500	12/12/08	1.750	76,706.20	76,706.20	76,706.20	12/12/06
179304	303	REG	LD0700632	UNITED BANK N.A.	1.7500	12/15/08	1.750	92,701.58	92,701.58	92,701.58	12/15/06
179315	303	REG	LD0700640	FIRSTMERIT BANK, NA	1.7500	12/18/08	1.750	152,691.66	152,691.66	152,691.66	12/18/06
179316	303	REG	LD0700657	FIRST CITIZENS NATIONAL BANK	1.7500	12/18/08	1.750	250,000.00	250,000.00	250,000.00	12/18/06
179325	303	REG	LD0700665	HUNTINGTON NATIONAL BANK, NA	1.7500	12/19/08	1.750	72,162.07	72,162.07	72,162.07	12/19/06
179326	303	REG	LD0700673	PARK NATIONAL BANK	1.7500	12/19/08	1.750	118,522.82	118,522.82	118,522.82	12/19/06
179342	303	REG	LD0700681	STATE BANK & TRUST COMPANY	1.7500	12/19/08	1.750	175,792.54	175,792.54	175,792.54	12/20/06
179401	303	REG	LD0700699	FIFTH THIRD BANK	1.7500	12/26/08	1.750	250,000.00	250,000.00	250,000.00	12/28/06
182387	303	REG	LD0800390	HUNTINGTON NATIONAL BANK, NA	1.2500	12/26/08	1.250	88,637.40	88,637.40	88,637.40	9/07/07
179426	303	REG	LD0700707	HOME CITY FEDERAL SAVINGS BANK	1.7500	1/02/09	1.750	66,789.53	66,789.53	66,789.53	1/02/07
179543	303	REG	LD0700715	FIRSTMERIT BANK, NA	1.7500	1/09/09	1.750	120,999.97	120,999.97	120,999.97	1/11/07
179867	303	REG	LD0700723	FIRST CITIZENS NATIONAL BANK	1.7500	2/13/09	1.750	187,181.30	187,181.30	187,181.30	2/13/07
179904	303	REG	LD0700731	KEYBANK,NA	1.7500	2/13/09	1.750	250,000.00	250,000.00	250,000.00	2/16/07
179922	303	REG	LD0700749	FIRST CITIZENS NATIONAL BANK	1.7500	2/20/09	1.750	59,533.08	59,533.08	59,533.08	2/20/07
179923	303	REG	LD0700756	HUNTINGTON NATIONAL BANK, NA	1.7500	2/20/09	1.750	71,636.46	71,636.46	71,636.46	2/20/07
179935	303	REG	LD0700764	COMMERCE NATIONAL BANK	1.7500	2/20/09	1.750	250,000.00	250,000.00	250,000.00	2/21/07
179936	303	REG	LD0700772	COMMERCE NATIONAL BANK	1.7500	2/20/09	1.750	250,000.00	250,000.00	250,000.00	2/21/07
179937	303	REG	LD0700780	CITIZENS SAVINGS BANK, MARTINS F	1.7500	2/20/09	1.750	11,712.89	11,712.89	11,712.89	2/21/07

PGM: INVS MONTHEND_INVENTORY
 SOURCE: VisualQED
 MODEL: INVENTORY
 BASIS: SETTLEMENT
 AS-OF: 4/30/08

RICHARD CORDRAY
 TREASURER, STATE OF OHIO

INVESTMENT INVENTORY
 SETTLED POSITIONS AS OF: 4/30/08

INVST#	FUND	GROUP	CUSIP	DESCRIPTION	RATE	MATURITY	YIELD	PAR AMOUNT	BOOK-VALUE	US\$-MARKET	1ST-PUR
179968	303	REG	LD0700798	FIRST CITIZENS NATIONAL BANK	1.7500	2/23/09	1.750	250,000.00	250,000.00	250,000.00	2/23/07
179969	303	REG	LD0700806	FIRST CITIZENS NATIONAL BANK	1.7500	2/23/09	1.750	250,000.00	250,000.00	250,000.00	2/23/07
180063	303	REG	LD0700814	CITIZENS BANKING CO., SANDUSKY	1.7500	3/05/09	1.750	250,000.00	250,000.00	250,000.00	3/05/07
180153	303	REG	LD0700822	HUNTINGTON NATIONAL BANK, NA	1.7500	3/09/09	1.750	58,969.68	58,969.68	58,969.68	3/09/07
180182	303	REG	LD0700830	COMMERCE NATIONAL BANK	1.7500	3/13/09	1.750	61,981.56	61,981.56	61,981.56	3/13/07
180198	303	REG	LD0700848	FIRST CITIZENS NATIONAL BANK	1.7500	3/13/09	1.750	71,205.86	71,205.86	71,205.86	3/14/07
180254	303	REG	LD0700855	HUNTINGTON NATIONAL BANK, NA	1.7500	3/20/09	1.750	53,000.00	53,000.00	53,000.00	3/20/07
180268	303	REG	LD0700863	HUNTINGTON NATIONAL BANK, NA	1.7500	3/20/09	1.750	105,134.02	105,134.02	105,134.02	3/21/07
180375	303	REG	LD0700871	FIRST FINANCIAL BANK, NA	1.7500	3/30/09	1.750	71,401.32	71,401.32	71,401.32	3/30/07
180437	303	REG	LD0700889	HUNTINGTON NATIONAL BANK, NA	1.7500	4/03/09	1.750	149,862.46	149,862.46	149,862.46	4/04/07
180761	303	REG	LD0700897	CROGHAN COLONIAL BANK	1.7500	4/27/09	1.750	68,948.15	68,948.15	68,948.15	4/27/07
180762	303	REG	LD0700905	STATE BANK & TRUST COMPANY	1.7500	4/27/09	1.750	130,000.00	130,000.00	130,000.00	4/27/07
180773	303	REG	LD0700913	SIGNATURE BANK, N.A.	1.7500	4/30/09	1.744	187,868.74	187,868.74	187,868.74	4/30/07
180882	303	REG	LD0700921	CITIZENS NATIONAL OF BLUFFTON	1.7500	5/04/09	1.750	250,000.00	250,000.00	250,000.00	5/04/07
180905	303	REG	LD0700939	FIRST FEDERAL BANK OF THE MIDWEST	1.7500	5/07/09	1.750	53,081.55	53,081.55	53,081.55	5/07/07
180913	303	REG	LD0700947	FARMERS BANK & SAVINGS CO.	1.7500	5/08/09	1.750	250,000.00	250,000.00	250,000.00	5/08/07
180914	303	REG	LD0700954	HENRY COUNTY BANK	1.7500	5/08/09	1.750	65,392.77	65,392.77	65,392.77	5/08/07
180915	303	REG	LD0700962	HUNTINGTON NATIONAL BANK, NA	1.7500	5/08/09	1.750	88,441.52	88,441.52	88,441.52	5/08/07
180928	303	REG	LD0700970	FARMERS & MERCHANTS STATE BANK	1.7500	5/08/09	1.750	155,431.44	155,431.44	155,431.44	5/09/07
180945	303	REG	LD0700988	FIRST CITIZENS NATIONAL BANK	1.7500	5/08/09	1.750	100,000.00	100,000.00	100,000.00	5/10/07
180969	303	REG	LD0700996	FIRST CITIZENS NATIONAL BANK	1.7500	5/14/09	1.750	80,000.00	80,000.00	80,000.00	5/14/07
181072	303	REG	LD0701036	FIRST CITIZENS NATIONAL BANK	1.7500	5/21/09	1.750	73,829.06	73,829.06	73,829.06	5/21/07
181073	303	REG	LD0701044	CITIZENS NATIONAL OF BLUFFTON	1.7500	5/21/09	1.750	237,206.44	237,206.44	237,206.44	5/21/07
181075	303	REG	LD0701051	FIRSTMERIT BANK, NA	1.7500	5/21/09	1.750	13,612.56	13,612.56	13,612.56	5/21/07
181093	303	REG	LD0701069	HUNTINGTON NATIONAL BANK, NA	1.7500	5/22/09	1.750	224,135.67	224,135.67	224,135.67	5/22/07
181109	303	REG	LD0701077	CITIZENS NATIONAL OF BLUFFTON	1.7500	5/22/09	1.750	70,829.37	70,829.37	70,829.37	5/22/07
181179	303	REG	LD0701085	FIRSTMERIT BANK, NA	1.7500	5/29/09	1.750	23,027.95	23,027.95	23,027.95	5/29/07
181191	303	REG	LD0701093	MORGAN BANK DIV OF LORAIN NAT BK	1.7500	5/29/09	1.750	146,539.75	146,539.75	146,539.75	5/30/07
181192	303	REG	LD0701101	STATE BANK & TRUST COMPANY	1.7500	5/29/09	1.750	163,000.00	163,000.00	163,000.00	5/30/07
181217	303	REG	LD0701119	NATIONAL CITY BANK	1.7500	6/01/09	1.750	218,452.13	218,452.13	218,452.13	6/01/07
181228	303	REG	LD0701127	FIRST CITIZENS NATIONAL BANK	1.7500	6/04/09	1.750	25,000.00	25,000.00	25,000.00	6/04/07
181350	303	REG	LD0701135	FIFTH THIRD BANK	1.7500	6/12/09	1.750	250,000.00	250,000.00	250,000.00	6/12/07
181379	303	REG	LD0701143	FIRST CITIZENS NATIONAL BANK	1.7500	6/18/09	1.750	65,066.15	65,066.15	65,066.15	6/18/07
181388	303	REG	LD0701150	CITIZENS SAVINGS BANK, MARTINS F	1.7500	6/19/09	1.750	195,868.10	195,868.10	195,868.10	6/19/07
181434	303	REG	LD0701168	FIRST CITIZENS NATIONAL BANK	1.7500	6/22/09	1.750	64,005.63	64,005.63	64,005.63	6/22/07
181435	303	REG	LD0701176	FIRST FEDERAL BANK OF THE MIDWEST	1.7500	6/22/09	1.750	95,824.79	95,824.79	95,824.79	6/22/07
181459	303	REG	LD0701184	CITIZENS SAVINGS BANK, MARTINS F	1.7500	6/26/09	1.750	38,098.92	38,098.92	38,098.92	6/26/07
181461	303	REG	LD0701192	FIRST CITIZENS NATIONAL BANK	1.7500	6/26/09	1.750	50,000.00	50,000.00	50,000.00	6/26/07
181462	303	REG	LD0701200	FIRST CITIZENS NATIONAL BANK	1.7500	6/26/09	1.750	50,000.00	50,000.00	50,000.00	6/26/07

PGM: INVS_MONTHEND_INVENTORY
 SOURCE: VisualQED
 MODEL: INVENTORY
 BASIS: SETTLEMENT
 AS-OF: 4/30/08

RICHARD CORDRAY
 TREASURER, STATE OF OHIO

INVESTMENT INVENTORY
 SETTLED POSITIONS AS OF: 4/30/08

INVST#	FUND	GROUP	CUSIP	DESCRIPTION	RATE	MATURITY	YIELD	PAR AMOUNT	BOOK-VALUE	US\$-MARKET	1ST-PUR
181477	303	REG	LD0701218	FIRST CITIZENS NATIONAL BANK	1.7500	6/26/09	1.750	178,000.00	178,000.00	178,000.00	6/27/07
181500	303	REG	LD0701226	OSGOOD STATE BANK	1.7500	6/29/09	1.750	119,536.59	119,536.59	119,536.59	6/29/07
181517	303	REG	LD0800010	OSGOOD STATE BANK	1.7500	7/02/09	1.750	85,581.63	85,581.63	85,581.63	7/02/07
181524	303	REG	LD0800028	COMMERCE NATIONAL BANK	1.7500	7/02/09	1.750	125,000.00	125,000.00	125,000.00	7/02/07
181543	303	REG	LD0800036	FIFTH THIRD BANK	1.7500	7/02/09	1.750	216,898.22	216,898.22	216,898.22	7/03/07
181665	303	REG	LD0800044	HUNTINGTON NATIONAL BANK, NA	1.7500	7/10/09	1.750	250,000.00	250,000.00	250,000.00	7/10/07
181695	303	REG	LD0800077	FIRST CITIZENS NATIONAL BANK	1.7500	7/10/09	1.750	57,207.00	57,207.00	57,207.00	7/12/07
181696	303	REG	LD0800085	FIRST CITIZENS NATIONAL BANK	1.7500	7/10/09	1.750	13,352.27	13,352.27	13,352.27	7/12/07
181703	303	REG	LD0800093	LORAIN NATIONAL BANK	1.7500	7/10/09	1.750	134,483.95	134,483.95	134,483.95	7/12/07
181707	303	REG	LD0800101	HUNTINGTON NATIONAL BANK, NA	1.7500	7/13/09	1.750	218,206.81	218,206.81	218,206.81	7/13/07
181743	303	REG	LD0800119	DELAWARE COUNTY BANK & TRUST CO.	1.7500	7/17/09	1.750	243,781.64	243,781.64	243,781.64	7/17/07
181762	303	REG	LD0800127	CROGHAN COLONIAL BANK	1.7500	7/17/09	1.750	84,287.69	84,287.69	84,287.69	7/19/07
181763	303	REG	LD0800135	CROGHAN COLONIAL BANK	1.7500	7/17/09	1.750	13,599.44	13,599.44	13,599.44	7/19/07
181800	303	REG	LD0800143	CITIZENS NATIONAL BANK, CHILLICO	1.7500	7/23/09	1.740	136,357.90	136,357.90	136,357.90	7/23/07
181907	303	REG	LD0800168	Glouster Community DNU merger	1.7500	7/30/09	1.740	98,705.73	98,705.73	98,705.73	7/30/07
181913	303	REG	LD0800176	OSGOOD STATE BANK	1.7500	7/31/09	1.750	123,329.43	123,329.43	123,329.43	7/31/07
181930	303	REG	LD0800192	FIFTH THIRD BANK	1.7500	7/31/09	1.750	196,033.24	196,033.24	196,033.24	8/01/07
181939	303	REG	LD0800200	MERCHANICS SAVINGS BANK	1.7500	7/31/09	1.750	187,588.62	187,588.62	187,588.62	8/01/07
182043	303	REG	LD0800218	KEYBANK, NA	1.7000	8/07/09	1.700	121,875.02	121,875.02	121,875.02	8/08/07
182044	303	REG	LD0800226	KEYBANK, NA	1.7000	8/07/09	1.700	221,763.77	221,763.77	221,763.77	8/08/07
182095	303	REG	LD0800234	FIRSTMERIT BANK, NA	1.7000	8/14/09	1.700	40,202.03	40,202.03	40,202.03	8/14/07
182096	303	REG	LD0800242	FIRSTMERIT BANK, NA	1.7000	8/14/09	1.700	105,467.72	105,467.72	105,467.72	8/14/07
182097	303	REG	LD0800259	HUNTINGTON NATIONAL BANK, NA	1.7000	8/14/09	1.700	77,779.92	77,779.92	77,779.92	8/14/07
182098	303	REG	LD0800267	FIRST FEDERAL BANK OF THE MIDWEST	1.7000	8/14/09	1.700	250,000.00	250,000.00	250,000.00	8/14/07
182132	303	REG	LD0800275	HUNTINGTON NATIONAL BANK, NA	1.7000	8/14/09	1.700	171,381.49	171,381.49	171,381.49	8/16/07
182133	303	REG	LD0800283	HUNTINGTON NATIONAL BANK, NA	1.7000	8/14/09	1.700	250,000.00	250,000.00	250,000.00	8/16/07
182142	303	REG	LD0800291	CITIZENS SAVINGS BANK, MARTINS F	1.5000	8/17/09	1.500	250,000.00	250,000.00	250,000.00	8/17/07
182180	303	REG	LD0800309	CITIZENS SAVINGS BANK, MARTINS F	1.5000	8/21/09	1.500	214,268.86	214,268.86	214,268.86	8/22/07
182228	303	REG	LD0800317	SIGNATURE BANK, N.A.	1.5000	8/24/09	1.500	125,000.00	125,000.00	125,000.00	8/24/07
182247	303	REG	LD0800325	ARLINGTON BANK	1.5000	8/27/09	1.500	250,000.00	250,000.00	250,000.00	8/27/07
182252	303	REG	LD0800333	FIRST FEDERAL BANK OF THE MIDWEST	1.5000	8/28/09	1.500	150,000.00	150,000.00	150,000.00	8/28/07
182279	303	REG	LD0800341	CITIZENS NATIONAL OF BLUFFTON	1.5000	8/28/09	1.500	235,366.15	235,366.15	235,366.15	8/30/07
182308	303	REG	LD0800374	HUNTINGTON NATIONAL BANK, NA	1.5000	8/31/09	1.500	91,710.81	91,710.81	91,710.81	8/31/07
182309	303	REG	LD0800382	HUNTINGTON NATIONAL BANK, NA	1.5000	8/31/09	1.500	123,958.04	123,958.04	123,958.04	8/31/07
182412	303	REG	LD0800408	COMMERCE NATIONAL BANK	1.2500	9/10/09	1.250	138,981.47	138,981.47	138,981.47	9/10/07
182429	303	REG	LD0800416	AMERICAN SAVINGS BANK, FSB	1.2500	9/11/09	1.250	249,752.80	249,752.80	249,752.80	9/12/07
182453	303	REG	LD0800424	FIRST NATIONAL BANK, DENNISON	1.2500	9/11/09	1.250	250,000.00	250,000.00	250,000.00	9/13/07
182473	303	REG	LD0800432	FIRST CITIZENS NATIONAL BANK	1.2500	9/14/09	1.250	28,000.00	28,000.00	28,000.00	9/14/07
182474	303	REG	LD0800440	CITIZENS SAVINGS BANK, MARTINS F	1.2500	9/14/09	1.246	152,869.96	152,869.96	152,869.96	9/14/07

PGM: INVS_MONTHEND_INVENTORY
 SOURCE: VisualQED
 MODEL: INVENTORY
 BASIS: SETTLEMENT
 AS-OF: 4/30/08

RICHARD CORDRAY
 TREASURER, STATE OF OHIO

INVESTMENT INVENTORY
 SETTLED POSITIONS AS OF: 4/30/08

INVT#	FUND	GROUP	CUSIP	DESCRIPTION	RATE	MATURITY	YIELD	PAR AMOUNT	BOOK-VALUE	US\$-MARKET	1ST-PUR
182499	303	REG	LD0800465	COMMERCE NATIONAL BANK	1.2500	9/18/09	1.246	250,000.00	250,000.00	250,000.00	9/18/07
182511	303	REG	LD0800473	CROGHAN COLONIAL BANK	1.2500	9/18/09	1.250	18,715.80	18,715.80	18,715.80	9/19/07
182516	303	REG	LD0800523	REPUBLIC BANKING COMPANY	1.2500	9/18/09	1.250	90,000.00	90,000.00	90,000.00	9/19/07
182558	303	REG	LD0800481	FIRST NATIONAL BANK OF PANDORA	1.2500	9/21/09	1.250	120,087.18	120,087.18	120,087.18	9/21/07
182559	303	REG	LD0800499	FIRST NATIONAL BANK OF PANDORA	1.2500	9/21/09	1.250	248,297.79	248,297.79	248,297.79	9/21/07
182561	303	REG	LD0800507	FIRST NATIONAL BANK OF PANDORA	1.2500	9/21/09	1.250	175,964.41	175,964.41	175,964.41	9/21/07
182585	303	REG	LD0800515	FIRST CITIZENS NATIONAL BANK	1.2500	9/24/09	1.250	245,047.82	245,047.82	245,047.82	9/24/07
182606	303	REG	LD0800531	FIFTH THIRD BANK	1.2500	9/25/09	1.250	234,228.93	234,228.93	234,228.93	9/25/07
182607	303	REG	LD0800549	FIRST FEDERAL BANK OF THE MIDWEST	1.2500	9/25/09	1.250	46,930.75	46,930.75	46,930.75	9/25/07
182624	303	REG	LD0800564	FIRSTMERIT BANK, NA	1.2500	9/25/09	1.250	168,801.11	168,801.11	168,801.11	9/26/07
182627	303	REG	LD0800572	STATE BANK & TRUST COMPANY	1.2500	9/25/09	1.250	85,166.32	85,166.32	85,166.32	9/26/07
182655	303	REG	LD0800580	AMERICAN SAVINGS BANK, FSB	1.2500	9/25/09	1.250	143,942.45	143,942.45	143,942.45	9/26/07
182671	303	REG	LD0800598	OLD FORT BANKING COMPANY	1.2500	9/28/09	1.250	246,673.72	246,673.72	246,673.72	9/28/07
182672	303	REG	LD0800606	FIRST CITIZENS NATIONAL BANK	1.2500	9/28/09	1.250	70,521.63	70,521.63	70,521.63	9/28/07
182673	303	REG	LD0800614	NATIONAL CITY BANK	1.2500	9/28/09	1.250	234,960.50	234,960.50	234,960.50	9/28/07
182679	303	REG	LD0800622	HUNTINGTON NATIONAL BANK, NA	1.2500	9/28/09	1.250	249,397.61	249,397.61	249,397.61	9/28/07
182690	303	REG	LD0800630	FIRST FEDERAL BANK OF THE MIDWEST	1.2500	10/01/09	1.250	23,959.02	23,959.02	23,959.02	10/01/07
182785	303	REG	LD0800648	HOME CITY FEDERAL SAVINGS BANK	1.2500	10/02/09	1.250	204,908.34	204,908.34	204,908.34	10/04/07
182786	303	REG	LD0800655	SHERWOOD STATE BANK	1.2500	10/02/09	1.250	267,270.09	267,270.09	267,270.09	10/04/07
182796	303	REG	LD0800663	HOME LOAN SAVINGS BANK	1.2500	10/02/09	1.250	391,335.30	391,335.30	391,335.30	10/04/07
182799	303	REG	LD0800671	FIRST NATIONAL BANK OF PANDORA	1.5000	10/05/09	1.500	48,743.38	48,743.38	48,743.38	10/05/07
182801	303	REG	LD0800689	FIRST NATIONAL BANK OF PANDORA	1.5000	10/05/09	1.500	107,938.37	107,938.37	107,938.37	10/05/07
182803	303	REG	LD0800697	FIRST NATIONAL BANK OF PANDORA	1.5000	10/05/09	1.500	89,850.01	89,850.01	89,850.01	10/05/07
182859	303	REG	LD0800705	CITIZENS SAVINGS BANK, MARTINS F	1.2500	10/09/09	1.250	158,336.11	158,336.11	158,336.11	10/12/07
182860	303	REG	LD0800713	CITIZENS NATIONAL OF BLUFFTON	1.2500	10/09/09	1.250	329,899.16	329,899.16	329,899.16	10/12/07
182818	303	REG	LD0800903	STATE BANK & TRUST COMPANY	1.5000	10/09/09	1.500	65,000.00	65,000.00	65,000.00	10/10/07
182835	303	REG	LD0800911	COMMERCE NATIONAL BANK	1.2500	10/09/09	1.250	39,636.21	39,636.21	39,636.21	10/11/07
182836	303	REG	LD0800929	CITIZENS NATIONAL OF BLUFFTON	1.2500	10/09/09	1.250	65,966.18	65,966.18	65,966.18	10/11/07
182849	303	REG	LD0800937	FORT JENNINGS STATE BANK	1.2500	10/09/09	1.250	35,899.76	35,899.76	35,899.76	10/11/07
182851	303	REG	LD0800945	FIRST FEDERAL BANK OF THE MIDWEST	1.2500	10/09/09	1.250	400,000.00	400,000.00	400,000.00	10/11/07
182852	303	REG	LD0800952	FIRST FEDERAL BANK OF THE MIDWEST	1.2500	10/09/09	1.250	50,000.00	50,000.00	50,000.00	10/11/07
182885	303	REG	LD0800739	FIRST NATIONAL BANK OF PANDORA	1.2500	10/16/09	1.250	100,000.00	100,000.00	100,000.00	10/16/07
182886	303	REG	LD0800747	FIRST NATIONAL BANK OF PANDORA	1.2500	10/16/09	1.250	100,000.00	100,000.00	100,000.00	10/16/07
182894	303	REG	LD0800762	CITIZENS NATIONAL OF BLUFFTON	1.2500	10/16/09	1.250	106,532.12	106,532.12	106,532.12	10/16/07
182897	303	REG	LD0800788	FIRST FEDERAL BANK OF THE MIDWEST	1.2500	10/16/09	1.250	75,000.00	75,000.00	75,000.00	10/16/07
182898	303	REG	LD0800796	FIRST FEDERAL BANK OF THE MIDWEST	1.2500	10/16/09	1.250	29,015.17	29,015.17	29,015.17	10/16/07
182899	303	REG	LD0800804	FIRST FEDERAL BANK OF THE MIDWEST	1.2500	10/16/09	1.250	65,933.79	65,933.79	65,933.79	10/16/07
182900	303	REG	LD0800812	FIRST FEDERAL BANK OF THE MIDWEST	1.2500	10/16/09	1.250	400,000.00	400,000.00	400,000.00	10/16/07
182910	303	REG	LD0800820	FIRST NATIONAL BANK OF PANDORA	1.2500	10/16/09	1.250	100,000.00	100,000.00	100,000.00	10/17/07

PGM: INVS_MONTHEND_INVENTORY
 SOURCE: VisualQED
 MODEL: INVENTORY
 BASIS: SETTLEMENT
 AS-OF: 4/30/08

RICHARD CORDRAY
 TREASURER, STATE OF OHIO

INVESTMENT INVENTORY
 SETTLED POSITIONS AS OF: 4/30/08

INVST#	FUND	GROUP	CUSIP	DESCRIPTION	RATE	MATURITY	YIELD	PAR AMOUNT	BOOK-VALUE	US\$-MARKET	1ST-PUR
182911	303	REG	LD0800838	FIRST NATIONAL BANK OF PANDORA	1.2500	10/16/09	1.250	15,000.00	15,000.00	15,000.00	10/17/07
182912	303	REG	LD0800846	FIRST NATIONAL BANK OF PANDORA	1.2500	10/16/09	1.250	84,000.00	84,000.00	84,000.00	10/17/07
182913	303	REG	LD0800853	CITIZENS NATIONAL OF BLUFFTON	1.2500	10/16/09	1.250	242,426.50	242,426.50	242,426.50	10/17/07
182914	303	REG	LD0800861	HEARTLAND BANK	1.2500	10/16/09	1.250	247,208.70	247,208.70	247,208.70	10/17/07
182918	303	REG	LD0800879	FIRST CITIZENS NATIONAL BANK	1.2500	10/16/09	1.250	50,000.00	50,000.00	50,000.00	10/17/07
182941	303	REG	LD0800960	FIRST CITIZENS NATIONAL BANK	1.2500	10/19/09	1.250	94,155.54	94,155.54	94,155.54	10/19/07
182942	303	REG	LD0800978	CITIZENS NATIONAL OF BLUFFTON	1.2500	10/19/09	1.250	31,509.76	31,509.76	31,509.76	10/19/07
182958	303	REG	LD0800994	FIRST FEDERAL BANK OF THE MIDWEST	1.2500	10/22/09	1.250	77,475.57	77,475.57	77,475.57	10/22/07
182966	303	REG	LD0801000	AMERICAN SAVINGS BANK, PSB	1.2500	10/22/09	1.250	96,196.90	96,196.90	96,196.90	10/22/07
182969	303	REG	LD0801018	CITIZENS NATIONAL OF BLUFFTON	1.2500	10/23/09	1.250	149,130.14	149,130.14	149,130.14	10/23/07
182970	303	REG	LD0801026	DELAWARE COUNTY BANK & TRUST CO.	1.2500	10/23/09	1.250	57,942.75	57,942.75	57,942.75	10/23/07
182971	303	REG	LD0801034	FIRST FEDERAL BANK OF THE MIDWEST	1.2500	10/23/09	1.250	400,000.00	400,000.00	400,000.00	10/23/07
182972	303	REG	LD0801042	SIGNATURE BANK, N.A.	1.2500	10/23/09	1.250	91,557.95	91,557.95	91,557.95	10/23/07
182981	303	REG	LD0801059	FIRST FEDERAL BANK OF THE MIDWEST	1.2500	10/23/09	1.250	38,730.62	38,730.62	38,730.62	10/24/07
182982	303	REG	LD0801067	FIRST FEDERAL BANK OF THE MIDWEST	1.2500	10/23/09	1.250	400,000.00	400,000.00	400,000.00	10/24/07
182983	303	REG	LD0801075	SIGNATURE BANK, N.A.	1.2500	10/23/09	1.250	59,892.76	59,892.76	59,892.76	10/24/07
182987	303	REG	LD0801083	HUNTINGTON NATIONAL BANK, NA	1.2500	10/23/09	1.250	55,000.00	55,000.00	55,000.00	10/24/07
182988	303	REG	LD0801091	HUNTINGTON NATIONAL BANK, NA	1.2500	10/23/09	1.250	234,058.71	234,058.71	234,058.71	10/24/07
183016	303	REG	LD0801117	COMMERCE NATIONAL BANK	1.2500	10/26/09	1.250	219,291.95	219,291.95	219,291.95	10/26/07
183021	303	REG	LD0801125	NATIONAL BANK OF OAK HARBOR	1.2500	10/29/09	1.250	100,000.00	100,000.00	100,000.00	10/29/07
183041	303	REG	LD0801158	FIRST NATIONAL BANK OF PANDORA	1.2500	10/30/09	1.250	58,683.81	58,683.81	58,683.81	10/30/07
183042	303	REG	LD0801166	FIRST NATIONAL BANK OF PANDORA	1.2500	10/30/09	1.250	340,078.00	340,078.00	340,078.00	10/30/07
183046	303	REG	LD0801182	FIRST NATIONAL BANK OF PANDORA	1.2500	10/30/09	1.250	290,000.00	290,000.00	290,000.00	10/30/07
183225	303	REG	LD0801190	FIFTH THIRD BANK	1.0000	11/02/09	1.000	174,000.00	174,000.00	174,000.00	11/02/07
183226	303	REG	LD0801208	FIFTH THIRD BANK	1.0000	11/02/09	1.000	93,751.00	93,751.00	93,751.00	11/02/07
183227	303	REG	LD0801216	FIFTH THIRD BANK	1.0000	11/02/09	1.000	300,000.00	300,000.00	300,000.00	11/02/07
183228	303	REG	LD0801224	FIRSTMERIT BANK, NA	1.0000	11/02/09	1.000	375,000.00	375,000.00	375,000.00	11/02/07
183229	303	REG	LD0801232	CITIZENS NATIONAL OF BLUFFTON	1.0000	11/02/09	1.000	304,000.00	304,000.00	304,000.00	11/02/07
183230	303	REG	LD0801240	FIRST FEDERAL BANK OF THE MIDWEST	1.0000	11/02/09	1.000	60,000.00	60,000.00	60,000.00	11/02/07
183244	303	REG	LD0801307	KEYBANK, NA	1.0000	11/02/09	1.000	50,000.00	50,000.00	50,000.00	11/02/07
183245	303	REG	LD0801315	LIBERTY NATIONAL BANK	1.0000	11/05/09	1.000	35,000.00	35,000.00	35,000.00	11/05/07
183246	303	REG	LD0801323	LIBERTY NATIONAL BANK	1.0000	11/05/09	1.000	100,000.00	100,000.00	100,000.00	11/05/07
183248	303	REG	LD0801331	LIBERTY NATIONAL BANK	1.0000	11/05/09	1.000	100,000.00	100,000.00	100,000.00	11/05/07
183249	303	REG	LD0801349	LIBERTY NATIONAL BANK	1.0000	11/05/09	1.000	100,000.00	100,000.00	100,000.00	11/05/07
183259	303	REG	LD0801356	LIBERTY NATIONAL BANK	1.0000	11/05/09	1.000	100,000.00	100,000.00	100,000.00	11/05/07
183281	303	REG	LD0801265	FIRST FEDERAL BANK OF THE MIDWEST	1.0000	11/06/09	1.000	60,000.00	60,000.00	60,000.00	11/06/07
183308	303	REG	LD0801273	FIRST CITIZENS NATIONAL BANK	1.0000	11/06/09	1.000	250,000.00	250,000.00	250,000.00	11/06/07
183317	303	REG	LD0801281	FIRST NATIONAL BANK OF PANDORA	1.0000	11/06/09	1.000	400,000.00	400,000.00	400,000.00	11/07/07
183318	303	REG	LD0801299	FIRST NATIONAL BANK OF PANDORA	1.0000	11/06/09	1.000	246,837.00	246,837.00	246,837.00	11/07/07

PGM: INVS_MONTHEND_INVENTORY
 SOURCE: VisualQED
 MODEL: INVENTORY
 BASIS: SETTLEMENT
 AS-OF: 4/30/08

RICHARD CORDRAY
 TREASURER, STATE OF OHIO

INVESTMENT INVENTORY
 SETTLED POSITIONS AS OF: 4/30/08

INVT#	FUND	GROUP	CUSIP	DESCRIPTION	RATE	MATURITY	YIELD	PAR AMOUNT	BOOK-VALUE	US\$-MARKET	1ST-PUR
183319	303	REG	LD0801364	FIRST NATIONAL BANK OF PANDORA	1.0000	11/06/09	.997	112,135.64	112,135.64	112,135.64	11/07/07
183320	303	REG	LD0801372	FIRST CITIZENS NATIONAL BANK	1.0000	11/06/09	1.000	98,348.87	98,348.87	98,348.87	11/07/07
183328	303	REG	LD0801380	PARK NATIONAL BANK	1.0000	11/06/09	1.000	394,560.00	394,560.00	394,560.00	11/07/07
183329	303	REG	LD0801398	FIRST FEDERAL BANK OF THE MIDWEST	1.0000	11/06/09	1.000	400,000.00	400,000.00	400,000.00	11/07/07
183335	303	REG	LD0801414	CITIZENS SAVINGS BANK, MARTINS F	1.0000	11/06/09	1.000	49,175.00	49,175.00	49,175.00	11/07/07
183347	303	REG	LD0801430	FIRST FINANCIAL BANK, NA	1.0000	11/06/09	1.000	250,000.00	250,000.00	250,000.00	11/08/07
183429	303	REG	LD0801448	UNION BANK COMPANY	1.0000	11/09/09	1.000	100,000.00	100,000.00	100,000.00	11/09/07
183430	303	REG	LD0801455	UNION BANK COMPANY	1.0000	11/09/09	1.000	100,000.00	100,000.00	100,000.00	11/09/07
183431	303	REG	LD0801463	UNION BANK COMPANY	1.0000	11/09/09	1.000	75,000.00	75,000.00	75,000.00	11/09/07
183432	303	REG	LD0801471	UNION BANK COMPANY	1.0000	11/09/09	.997	100,000.00	100,000.00	100,000.00	11/09/07
183489	303	REG	LD0801489	UNION BANK COMPANY	1.0000	11/09/09	.997	100,000.00	100,000.00	100,000.00	11/09/07
183428	303	REG	LD0801497	FIRST FEDERAL BANK OF THE MIDWEST	1.0000	11/09/09	1.000	100,000.00	100,000.00	100,000.00	11/09/07
183442	303	REG	LD0800457	HUNTINGTON NATIONAL BANK, NA	1.0000	11/13/09	1.000	315,000.00	315,000.00	315,000.00	11/13/07
183464	303	REG	LD0801513	FIRST FEDERAL BANK OF THE MIDWEST	1.0000	11/13/09	.997	26,244.82	26,244.82	26,244.82	11/15/07
183472	303	REG	LD0801521	FIRST NATIONAL BANK OF PANDORA	1.0000	11/13/09	1.000	123,281.51	123,281.51	123,281.51	11/14/07
183473	303	REG	LD0801539	FIRST NATIONAL BANK OF PANDORA	1.0000	11/13/09	1.000	75,451.00	75,451.00	75,451.00	11/14/07
183490	303	REG	LD0801547	FIRST FEDERAL BANK OF THE MIDWEST	1.0000	11/13/09	1.000	400,000.00	400,000.00	400,000.00	11/15/07
184925	303	REG	LD0803964	ST. HENRY BANK	1.0000	11/13/09	1.000	300,000.00	300,000.00	300,000.00	3/03/08
183562	303	REG	LD0801554	NATIONAL CITY BANK	1.0000	11/16/09	1.000	150,750.00	150,750.00	150,750.00	11/16/07
183514	303	REG	LD0801570	OLD FORT BANKING COMPANY	1.0000	11/16/09	1.000	134,797.95	134,797.95	134,797.95	11/16/07
183515	303	REG	LD0801588	FIRST FEDERAL BANK OF THE MIDWEST	1.0000	11/16/09	1.000	208,883.28	208,883.28	208,883.28	11/16/07
183530	303	REG	LD0801596	ARLINGTON BANK	1.0000	11/16/09	1.000	200,000.00	200,000.00	200,000.00	11/16/07
183531	303	REG	LD0801604	HOME LOAN SAVINGS BANK	1.0000	11/16/09	1.000	134,000.00	134,000.00	134,000.00	11/16/07
183534	303	REG	LD0801612	HOME LOAN SAVINGS BANK	1.0000	11/16/09	1.000	150,000.00	150,000.00	150,000.00	11/16/07
183535	303	REG	LD0801620	OLD FORT BANKING COMPANY	1.0000	11/19/09	1.000	268,586.83	268,586.83	268,586.83	11/19/07
183537	303	REG	LD0801646	HUNTINGTON NATIONAL BANK, NA	1.0000	11/19/09	1.000	83,581.43	83,581.43	83,581.43	11/19/07
183538	303	REG	LD0801653	HUNTINGTON NATIONAL BANK, NA	1.0000	11/19/09	1.000	168,346.46	168,346.46	168,346.46	11/19/07
183539	303	REG	LD0801661	HUNTINGTON NATIONAL BANK, NA	1.0000	11/19/09	1.000	149,000.00	149,000.00	149,000.00	11/19/07
183540	303	REG	LD0801679	HUNTINGTON NATIONAL BANK, NA	1.0000	11/19/09	1.000	161,000.00	161,000.00	161,000.00	11/19/07
183542	303	REG	LD0801687	HUNTINGTON NATIONAL BANK, NA	1.0000	11/19/09	1.000	147,000.00	147,000.00	147,000.00	11/19/07
183543	303	REG	LD0801695	CITIZENS NATIONAL OF BLUFFTON	1.0000	11/19/09	1.000	45,000.00	45,000.00	45,000.00	11/19/07
183544	303	REG	LD0801703	HUNTINGTON NATIONAL BANK, NA	1.0000	11/19/09	1.000	38,991.11	38,991.11	38,991.11	11/19/07
183545	303	REG	LD0801711	HUNTINGTON NATIONAL BANK, NA	1.0000	11/19/09	1.000	400,000.00	400,000.00	400,000.00	11/19/07
183546	303	REG	LD0801729	HUNTINGTON NATIONAL BANK, NA	1.0000	11/19/09	1.000	100,010.25	100,010.25	100,010.25	11/19/07
183547	303	REG	LD0801737	HUNTINGTON NATIONAL BANK, NA	1.0000	11/19/09	1.000	37,868.41	37,868.41	37,868.41	11/19/07
183548	303	REG	LD0801745	HUNTINGTON NATIONAL BANK, NA	1.0000	11/19/09	1.000	132,602.88	132,602.88	132,602.88	11/19/07
183550	303	REG	LD0801752	HUNTINGTON NATIONAL BANK, NA	1.0000	11/19/09	1.000	127,510.98	127,510.98	127,510.98	11/19/07
183551	303	REG	LD0801760	HUNTINGTON NATIONAL BANK, NA	1.0000	11/19/09	1.000	19,611.83	19,611.83	19,611.83	11/19/07
183552	303	REG	LD0801778	HUNTINGTON NATIONAL BANK, NA	1.0000	11/19/09	1.000	215,320.59	215,320.59	215,320.59	11/19/07

PGM: INVS_MONTHEND_INVENTORY
 SOURCE: VisualQED
 MODEL: INVENTORY
 BASIS: SETTLEMENT
 AS-OF: 4/30/08

RICEARD CORDRAY
 TREASURER, STATE OF OHIO

INVESTMENT INVENTORY
 SETTLED POSITIONS AS OF: 4/30/08

INVST#	FUND	GROUP	CUSIP	DESCRIPTION	RATE	MATURITY	YIELD	PAR AMOUNT	BOOK-VALUE	US\$-MARKET	1ST-PUR
183556	303	REG	LD0801786	HUNTINGTON NATIONAL BANK, NA	1.0000	11/19/09	1.000	51,320.30	51,320.30	51,320.30	11/19/07
183557	303	REG	LD0801794	HUNTINGTON NATIONAL BANK, NA	1.0000	11/19/09	1.000	87,703.71	87,703.71	87,703.71	11/19/07
183559	303	REG	LD0801802	HUNTINGTON NATIONAL BANK, NA	1.0000	11/19/09	1.000	61,094.51	61,094.51	61,094.51	11/19/07
184335	303	REG	LD0803022	HUNTINGTON NATIONAL BANK, NA	1.0000	11/19/09	1.000	22,357.54	22,357.54	22,357.54	11/19/07
183566	303	REG	LD0801810	WESTERN RESERVE BANK	1.0000	11/20/09	1.000	40,922.05	40,922.05	40,922.05	11/20/07
183567	303	REG	LD0801828	FIRST FEDERAL BANK OF THE MIDWEST	1.0000	11/20/09	1.000	200,000.00	200,000.00	200,000.00	11/20/07
183568	303	REG	LD0801836	ADVANTAGE BANK	1.0000	11/20/09	1.000	100,000.00	100,000.00	100,000.00	11/20/07
183569	303	REG	LD0801844	ADVANTAGE BANK	1.0000	11/20/09	1.000	110,000.00	110,000.00	110,000.00	11/20/07
183613	303	REG	LD0801901	HUNTINGTON NATIONAL BANK, NA	1.0000	11/25/09	1.000	99,338.05	99,338.05	99,338.05	11/26/07
183617	303	REG	LD0801919	HUNTINGTON NATIONAL BANK, NA	1.0000	11/25/09	1.000	40,612.66	40,612.66	40,612.66	11/26/07
183619	303	REG	LD0801927	FIFTH THIRD BANK	1.0000	11/25/09	1.000	85,979.00	85,979.00	85,979.00	11/26/07
183620	303	REG	LD0801935	FIRST CITIZENS NATIONAL BANK	1.0000	11/25/09	1.000	22,911.63	22,911.63	22,911.63	11/26/07
183621	303	REG	LD0801943	CHARTER ONE MAIN BR RBS CITIZENS	1.0000	11/25/09	1.000	400,000.00	400,000.00	400,000.00	11/26/07
183649	303	REG	LD0801968	FIFTH THIRD BANK	1.0000	11/25/09	1.000	200,000.00	200,000.00	200,000.00	11/27/07
183670	303	REG	LD0801976	CITIZENS NATIONAL OF BLUFFTON	1.0000	11/25/09	1.000	207,554.81	207,554.81	207,554.81	11/28/07
183671	303	REG	LD0801984	UNION BANK COMPANY	1.0000	11/25/09	1.000	230,000.00	230,000.00	230,000.00	11/28/07
183672	303	REG	LD0801992	FIRST FEDERAL BANK OF THE MIDWEST	1.0000	11/25/09	1.000	400,000.00	400,000.00	400,000.00	11/28/07
183702	303	REG	LD0802008	KRYBANK, NA	1.0000	11/25/09	1.000	75,000.00	75,000.00	75,000.00	11/29/07
183705	303	REG	LD0802032	NATIONAL CITY BANK	1.0000	11/25/09	1.000	363,831.93	363,831.93	363,831.93	11/29/07
183708	303	REG	LD0802040	CITIZENS NATIONAL OF BLUFFTON	1.0000	11/25/09	1.000	233,769.26	233,769.26	233,769.26	11/29/07
183709	303	REG	LD0802057	ADVANTAGE BANK	1.0000	11/30/09	1.000	167,000.00	167,000.00	167,000.00	11/30/07
183710	303	REG	LD0802065	CHARTER ONE MAIN BR RBS CITIZENS	1.0000	11/30/09	1.000	400,000.00	400,000.00	400,000.00	11/30/07
183737	303	REG	LD0802073	CHARTER ONE MAIN BR RBS CITIZENS	1.0000	12/03/09	1.000	125,000.00	125,000.00	125,000.00	12/03/07
183738	303	REG	LD0802081	NATIONAL CITY BANK	1.0000	12/03/09	1.000	335,724.59	335,724.59	335,724.59	12/03/07
183741	303	REG	LD0802099	CITIZENS NATIONAL OF BLUFFTON	1.0000	12/03/09	1.000	42,000.00	42,000.00	42,000.00	12/03/07
183743	303	REG	LD0802107	CITIZENS NATIONAL OF BLUFFTON	1.0000	12/03/09	1.000	50,000.00	50,000.00	50,000.00	12/03/07
183744	303	REG	LD0802115	CITIZENS NATIONAL OF BLUFFTON	1.0000	12/03/09	1.000	50,000.00	50,000.00	50,000.00	12/03/07
183745	303	REG	LD0802123	CITIZENS NATIONAL OF BLUFFTON	1.0000	12/03/09	1.000	60,000.00	60,000.00	60,000.00	12/03/07
183756	303	REG	LD0802156	FIFTH THIRD BANK	1.0000	12/04/09	1.000	250,000.00	250,000.00	250,000.00	12/04/07
183757	303	REG	LD0802164	GREENVILLE FEDERAL S&L ASSOC.	1.0000	12/04/09	1.000	80,000.00	80,000.00	80,000.00	12/04/07
183758	303	REG	LD0802172	U.S. BANK, N.A.	1.0000	12/04/09	1.000	84,514.45	84,514.45	84,514.45	12/04/07
183788	303	REG	LD0802180	REPUBLIC BANKING COMPANY	1.0000	12/04/09	1.000	250,000.00	250,000.00	250,000.00	12/05/07
183790	303	REG	LD0802206	CROGHAN COLONIAL BANK	1.0000	12/04/09	1.000	100,000.00	100,000.00	100,000.00	12/05/07
183794	303	REG	LD0802214	CITIZENS NATIONAL OF BLUFFTON	1.0000	12/04/09	1.000	320,000.00	320,000.00	320,000.00	12/05/07
183812	303	REG	LD0802222	HUNTINGTON NATIONAL BANK, NA	1.0000	12/04/09	1.000	112,913.20	112,913.20	112,913.20	12/06/07
183813	303	REG	LD0802230	CITIZENS NATIONAL OF BLUFFTON	1.0000	12/04/09	1.000	96,100.00	96,100.00	96,100.00	12/06/07
183825	303	REG	LD0802255	FIRST CITIZENS NATIONAL BANK	1.0000	12/07/09	1.000	99,968.00	99,968.00	99,968.00	12/07/07
183850	303	REG	LD0802289	HUNTINGTON NATIONAL BANK, NA	1.0000	12/10/09	1.000	88,798.77	88,798.77	88,798.77	12/10/07
183851	303	REG	LD0802297	MINSTER BANK	1.0000	12/10/09	1.000	150,000.00	150,000.00	150,000.00	12/10/07

PGM: INVS_MONTHEND_INVENTORY
 SOURCE: VisualQED
 MODEL: INVENTORY
 BASIS: SETTLEMENT
 AS-OF: 4/30/08

RICHARD CORDRAY
 TREASURER, STATE OF OHIO

INVESTMENT INVENTORY
 SETTLED POSITIONS AS OF: 4/30/08

INVT#	FUND	GROUP	CUSIP	DESCRIPTION	RATE	MATURITY	YIELD	PAR AMOUNT	BOOK-VALUE	US\$-MARKET	1ST-PUR
183854	303	REG	LD0802305	CITIZENS NATIONAL OF BLUFFTON	1.0000	12/10/09	1.000	100,000.00	100,000.00	100,000.00	12/10/07
183856	303	REG	LD0802313	CITIZENS NATIONAL OF BLUFFTON	1.0000	12/10/09	1.000	100,000.00	100,000.00	100,000.00	12/10/07
183863	303	REG	LD0802321	NATIONAL CITY BANK	1.0000	12/11/09	1.000	50,000.00	50,000.00	50,000.00	12/11/07
183864	303	REG	LD0802339	FIRST FEDERAL BANK OFTHE MIDWEST	1.0000	12/11/09	1.000	400,000.00	400,000.00	400,000.00	12/11/07
183871	303	REG	LD0802347	FIRST FEDERAL BANK OFTHE MIDWEST	1.0000	12/11/09	1.000	217,035.19	217,035.19	217,035.19	12/11/07
183875	303	REG	LD0802354	HUNTINGTON NATIONAL BANK, NA	1.0000	12/11/09	1.000	400,000.00	400,000.00	400,000.00	12/12/07
183876	303	REG	LD0802362	KEYBANK, NA	1.0000	12/11/09	1.000	250,000.00	250,000.00	250,000.00	12/12/07
183877	303	REG	LD0802370	KEYBANK, NA	1.0000	12/11/09	1.000	250,000.00	250,000.00	250,000.00	12/12/07
183878	303	REG	LD0802388	ADVANTAGE BANK	1.0000	12/11/09	1.000	100,000.00	100,000.00	100,000.00	12/12/07
183879	303	REG	LD0802396	LORAIN NATIONAL BANK	1.0000	12/11/09	1.000	198,000.00	198,000.00	198,000.00	12/12/07
183880	303	REG	LD0802404	FIRSTMERIT BANK, NA	1.0000	12/11/09	1.000	400,000.00	400,000.00	400,000.00	12/12/07
183894	303	REG	LD0802412	HENRY COUNTY BANK	1.0000	12/11/09	1.000	35,000.00	35,000.00	35,000.00	12/13/07
183907	303	REG	LD0802420	FIRSTMERIT BANK, NA	1.0000	12/14/09	1.000	21,000.00	21,000.00	21,000.00	12/14/07
183908	303	REG	LD0802438	FARMERS & MERCHANTS STATE BANK	1.0000	12/14/09	1.000	100,000.00	100,000.00	100,000.00	12/14/07
183910	303	REG	LD0802446	FARMERS & MERCHANTS STATE BANK	1.0000	12/14/09	1.000	250,000.00	250,000.00	250,000.00	12/14/07
183915	303	REG	LD0802461	ADVANTAGE BANK	1.0000	12/14/09	1.000	134,754.65	134,754.65	134,754.65	12/14/07
183944	303	REG	LD0802479	CITIZENS NATIONAL OF BLUFFTON	.7500	12/17/09	.750	400,000.00	400,000.00	400,000.00	12/17/07
183948	303	REG	LD0802487	OLD FORT BANKING COMPANY	.7500	12/17/09	.750	144,541.23	144,541.23	144,541.23	12/17/07
183950	303	REG	LD0802495	OLD FORT BANKING COMPANY	.7500	12/17/09	.750	400,000.00	400,000.00	400,000.00	12/17/07
183953	303	REG	LD0802503	SECOND NATIONAL BANK	.7500	12/17/09	.750	400,000.00	400,000.00	400,000.00	12/17/07
183954	303	REG	LD0802511	FIFTH THIRD BANK	.7500	12/17/09	.750	400,000.00	400,000.00	400,000.00	12/17/07
183973	303	REG	LD0802537	SECURITY NATIONAL BANK & TRUST	.7500	12/18/09	.750	109,000.00	109,000.00	109,000.00	12/18/07
183974	303	REG	LD0802545	ADVANTAGE BANK	.7500	12/18/09	.750	20,000.00	20,000.00	20,000.00	12/18/07
183975	303	REG	LD0802552	FIRST FEDERAL BANK OFTHE MIDWEST	.7500	12/18/09	.750	400,000.00	400,000.00	400,000.00	12/18/07
183984	303	REG	LD0802578	AMERICAN SAVINGS BANK, FSB	.7500	12/18/09	.750	400,000.00	400,000.00	400,000.00	12/18/07
183985	303	REG	LD0802586	FIRST PLACE BANK	.7500	12/18/09	.750	20,068.37	20,068.37	20,068.37	12/19/07
183987	303	REG	LD0802594	FARMERS & MERCHANTS STATE BANK	.7500	12/18/09	.750	50,000.00	50,000.00	50,000.00	12/19/07
183990	303	REG	LD0802602	MINSTER BANK	.7500	12/18/09	.750	325,000.00	325,000.00	325,000.00	12/19/07
184004	303	REG	LD0802610	FIRST FEDERAL BANK OFTHE MIDWEST	.7500	12/18/09	.750	400,000.00	400,000.00	400,000.00	12/20/07
184005	303	REG	LD0802628	FIRST FEDERAL BANK OFTHE MIDWEST	.7500	12/18/09	.750	175,000.00	175,000.00	175,000.00	12/20/07
184006	303	REG	LD0802636	HUNTINGTON NATIONAL BANK, NA	.7500	12/18/09	.750	57,941.00	57,941.00	57,941.00	12/20/07
184007	303	REG	LD0802644	SECOND NATIONAL BANK	.7500	12/18/09	.750	400,000.00	400,000.00	400,000.00	12/20/07
184008	303	REG	LD0802651	SECOND NATIONAL BANK	.7500	12/18/09	.750	170,000.00	170,000.00	170,000.00	12/20/07
184025	303	REG	LD0802669	ADVANTAGE BANK	.7500	12/21/09	.750	30,000.00	30,000.00	30,000.00	12/21/07
184026	303	REG	LD0802677	FIRST FEDERAL BANK OFTHE MIDWEST	.7500	12/21/09	.750	250,000.00	250,000.00	250,000.00	12/21/07
184027	303	REG	LD0802685	FIRST FEDERAL BANK OFTHE MIDWEST	.7500	12/21/09	.750	200,000.00	200,000.00	200,000.00	12/21/07
184028	303	REG	LD0802693	REPUBLIC BANKING COMPANY	.7500	12/21/09	.750	129,917.68	129,917.68	129,917.68	12/21/07
184038	303	REG	LD0802719	HUNTINGTON NATIONAL BANK, NA	.7500	12/24/09	.750	50,000.00	50,000.00	50,000.00	12/24/07
184055	303	REG	LD0802727	FIRST FEDERAL BANK OFTHE MIDWEST	.7500	12/24/09	.750	165,000.00	165,000.00	165,000.00	12/27/07

PGM: INVS_MONTHEND_INVENTORY
 SOURCE: VisualQED
 MODEL: INVENTORY
 BASIS: SETTLEMENT
 AS-OF: 4/30/08

RICHARD CORDRAY
 TREASURER, STATE OF OHIO

INVESTMENT INVENTORY
 SETTLED POSITIONS AS OF: 4/30/08

INVST#	FUND	GROUP	CUSIP	DESCRIPTION	RATE	MATURITY	YIELD	PAR AMOUNT	BOOK-VALUE	USS-MARKET	1ST-PUR
184070	303	REG	LD0802768	CITIZENS NATIONAL OF BLUFFTON	.7500	12/24/09	.750	100,000.00	100,000.00	100,000.00	12/27/07
184071	303	REG	LD0802776	CITIZENS NATIONAL OF BLUFFTON	.7500	12/24/09	.750	20,000.00	20,000.00	20,000.00	12/27/07
184091	303	REG	LD0802784	COMMERCIAL SAVINGS BANK, UPPER S	.7500	12/28/09	.750	15,280.00	15,280.00	15,280.00	12/28/07
184104	303	REG	LD0802792	FIRST FEDERAL BANK OF THE MIDWEST	.7500	12/28/09	.750	400,000.00	400,000.00	400,000.00	12/28/07
184105	303	REG	LD0802800	SIGNATURE BANK, N.A.	.7500	12/31/09	.748	114,410.67	114,410.67	114,410.67	12/31/07
184141	303	REG	LD0802818	GREENVILLE NATIONAL BANK	.7500	12/31/09	.750	220,906.22	220,906.22	220,906.22	1/02/08
184142	303	REG	LD0802826	FIFTH THIRD BANK	.7500	12/31/09	.750	250,000.00	250,000.00	250,000.00	1/02/08
184144	303	REG	LD0802834	FIRSTMERIT BANK, NA	.7500	12/31/09	.750	34,409.88	34,409.88	34,409.88	1/03/08
184145	303	REG	LD0802842	FIFTH THIRD BANK	.7500	12/31/09	.750	226,000.00	226,000.00	226,000.00	1/03/08
184146	303	REG	LD0802859	UNION BANK COMPANY	.7500	12/31/09	.750	20,464.84	20,464.84	20,464.84	1/03/08
184147	303	REG	LD0802867	NATIONAL CITY BANK	.7500	12/31/09	.750	392,917.88	392,917.88	392,917.88	1/03/08
184148	303	REG	LD0802875	NATIONAL CITY BANK	.7500	12/31/09	.750	400,000.00	400,000.00	400,000.00	1/03/08
184164	303	REG	LD0802883	ADVANTAGE BANK	.7500	1/04/10	.750	119,819.00	119,819.00	119,819.00	1/04/08
184262	303	REG	LD0802925	FIRSTMERIT BANK, NA	.7500	1/08/10	.750	250,000.00	250,000.00	250,000.00	1/09/08
184273	303	REG	LD0802933	COMMERCIAL SAVINGS BANK, UPPER S	.7500	1/08/10	.750	100,775.94	100,775.94	100,775.94	1/09/08
184274	303	REG	LD0802941	COMMERCIAL SAVINGS BANK, UPPER S	.7500	1/08/10	.750	157,610.92	157,610.92	157,610.92	1/09/08
184289	303	REG	LD0802958	JF MORGAN CHASE BANK, NA	.7500	1/08/10	.750	230,000.00	230,000.00	230,000.00	1/09/08
184311	303	REG	LD0802966	CITIZENS SAVINGS BANK, MARTINS F	.7500	1/11/10	.750	112,697.35	112,697.35	112,697.35	1/11/08
184312	303	REG	LD0802974	SHERWOOD STATE BANK	.7500	1/11/10	.750	180,490.00	180,490.00	180,490.00	1/11/08
184313	303	REG	LD0802982	CHARTER ONE MAIN BR RBS CITIZENS	.7500	1/11/10	.750	125,000.00	125,000.00	125,000.00	1/11/08
184315	303	REG	LD0802990	UNITED BANK N.A.	.7500	1/11/10	.750	400,000.00	400,000.00	400,000.00	1/11/08
184325	303	REG	LD0803006	U.S. BANK, N.A.	.7500	1/14/10	.750	152,840.95	152,840.95	152,840.95	1/14/08
184334	303	REG	LD0803014	AMERICAN SAVINGS BANK, FSB	.7500	1/14/10	.750	400,000.00	400,000.00	400,000.00	1/14/08
184339	303	REG	LD0803030	ADVANTAGE BANK	.7500	1/15/10	.750	212,744.07	212,744.07	212,744.07	1/15/08
184355	303	REG	LD0803048	HUNTINGTON NATIONAL BANK, NA	.7500	1/15/10	.750	170,000.00	170,000.00	170,000.00	1/16/08
184357	303	REG	LD0803055	HOME LOAN SAVINGS BANK	.7500	1/15/10	.750	100,000.00	100,000.00	100,000.00	1/16/08
184358	303	REG	LD0803063	MECHANICS SAVINGS BANK	.7500	1/15/10	.750	150,000.00	150,000.00	150,000.00	1/16/08
184359	303	REG	LD0803071	SIGNATURE BANK, N.A.	.7500	1/15/10	.750	248,337.50	248,337.50	248,337.50	1/16/08
184380	303	REG	LD0803089	ADVANTAGE BANK	.7500	1/15/10	.750	62,000.00	62,000.00	62,000.00	1/18/08
184381	303	REG	LD0803097	ADVANTAGE BANK	.7500	1/15/10	.750	125,000.00	125,000.00	125,000.00	1/18/08
184395	303	REG	LD0803105	NATIONAL CITY BANK	.7500	1/22/10	.750	400,000.00	400,000.00	400,000.00	1/22/08
184398	303	REG	LD0803113	SECOND NATIONAL BANK	.7500	1/22/10	.750	280,000.00	280,000.00	280,000.00	1/22/08
184399	303	REG	LD0803121	HUNTINGTON NATIONAL BANK, NA	.7500	1/22/10	.750	400,000.00	400,000.00	400,000.00	1/22/08
184414	303	REG	LD0803139	HUNTINGTON NATIONAL BANK, NA	.7500	1/22/10	.750	71,358.55	71,358.55	71,358.55	1/23/08
184415	303	REG	LD0803147	NATIONAL CITY BANK	.7500	1/22/10	.750	400,000.00	400,000.00	400,000.00	1/23/08
184416	303	REG	LD0803154	FIFTH THIRD BANK	.7500	1/22/10	.750	232,000.00	232,000.00	232,000.00	1/23/08
184417	303	REG	LD0803162	ADVANTAGE BANK	.7500	1/22/10	.750	190,000.00	190,000.00	190,000.00	1/23/08
184418	303	REG	LD0803170	ADVANTAGE BANK	.7500	1/22/10	.750	349,936.00	349,936.00	349,936.00	1/23/08
184419	303	REG	LD0803188	ADVANTAGE BANK	.7500	1/22/10	.750	50,000.00	50,000.00	50,000.00	1/23/08

PGM: INVS_MONTHEND_INVENTORY
 SOURCE: VisualQED
 MODEL: INVENTORY
 BASIS: SETTLEMENT
 AS-OF: 4/30/08

RICHARD CORDRAY
 TREASURER, STATE OF OHIO

INVESTMENT INVENTORY
 SETTLED POSITIONS AS OF: 4/30/08

INVST#	FUND	GROUP	CUSIP	DESCRIPTION	RATH	MATURITY	YIELD	PAR AMOUNT	BOOK-VALUE	USS-MARKET	1ST-PUR
184434	303	REG	LD0803196	HUNTINGTON NATIONAL BANK, NA	.7500	1/22/10	.750	233,506.99	233,506.99	233,506.99	1/24/08
184435	303	REG	LD0803204	HUNTINGTON NATIONAL BANK, NA	.7500	1/22/10	.750	234,880.72	234,880.72	234,880.72	1/24/08
184436	303	REG	LD0803212	NATIONAL CITY BANK	.7500	1/22/10	.750	48,617.22	48,617.22	48,617.22	1/24/08
184437	303	REG	LD0803220	FIRSTMERIT BANK, NA	.7500	1/22/10	.750	160,000.00	160,000.00	160,000.00	1/24/08
184454	303	REG	LD0803238	FIRST NATIONAL BANK OF PANDORA	.7500	1/22/10	.750	400,000.00	400,000.00	400,000.00	1/24/08
184439	303	REG	LD0803246	HOME SAVINGS & LOAN CO YOUNGSTWN	.7500	1/22/10	.750	172,000.00	172,000.00	172,000.00	1/24/08
184461	303	REG	LD0803279	CITIZENS SAVINGS BANK, MARTINS F	.7500	1/25/10	.750	79,636.91	79,636.91	79,636.91	1/25/08
184463	303	REG	LD0803287	FIRST CITIZENS NATIONAL BANK	.7500	1/25/10	.750	197,553.19	197,553.19	197,553.19	1/25/08
184464	303	REG	LD0803295	HOCKING VALLEY BANK	.7500	1/25/10	.750	222,954.72	222,954.72	222,954.72	1/25/08
184466	303	REG	LD0803303	SECOMD NATIONAL BANK	.7500	1/25/10	.750	308,400.00	308,400.00	308,400.00	1/25/08
184478	303	REG	LD0803311	FIRSTMERIT BANK, NA	.7500	1/28/10	.750	202,500.00	202,500.00	202,500.00	1/28/08
184479	303	REG	LD0803329	ADVANTAGE BANK	.7500	1/28/10	.750	100,000.00	100,000.00	100,000.00	1/28/08
184480	303	REG	LD0803337	ADVANTAGE BANK	.7500	1/28/10	.750	80,555.42	80,555.42	80,555.42	1/28/08
184481	303	REG	LD0803345	CITIZENS SAVINGS BANK, MARTINS F	.7500	1/28/10	.750	231,000.00	231,000.00	231,000.00	1/28/08
184495	303	REG	LD0803352	HUNTINGTON NATIONAL BANK, NA	.7500	1/29/10	.750	200,000.00	200,000.00	200,000.00	1/29/08
184496	303	REG	LD0803360	HUNTINGTON NATIONAL BANK, NA	.7500	1/29/10	.750	131,445.66	131,445.66	131,445.66	1/29/08
184497	303	REG	LD0803378	HUNTINGTON NATIONAL BANK, NA	.7500	1/29/10	.750	400,000.00	400,000.00	400,000.00	1/29/08
184498	303	REG	LD0803386	FIFTH THIRD BANK	.7500	1/29/10	.750	400,000.00	400,000.00	400,000.00	1/29/08
184502	303	REG	LD0803428	FIRST CITIZENS NATIONAL BANK	.7500	1/29/10	.750	26,187.00	26,187.00	26,187.00	1/29/08
184503	303	REG	LD0803436	FIRST CITIZENS NATIONAL BANK	.7500	1/29/10	.750	395,723.00	395,723.00	395,723.00	1/29/08
184523	303	REG	LD0803444	FIRST FEDERAL BANK OFTHE MIDWEST	.7500	1/29/10	.750	150,000.00	150,000.00	150,000.00	1/30/08
184524	303	REG	LD0803451	AMERICAN SAVINGS BANK, FSB	.7500	1/29/10	.750	166,000.00	166,000.00	166,000.00	1/30/08
184525	303	REG	LD0803469	FIRST PLACE BANK	.7500	1/29/10	.750	247,972.74	247,972.74	247,972.74	1/30/08
184526	303	REG	LD0803477	AMERICAN SAVINGS BANK, FSB	.7500	1/29/10	.750	150,000.00	150,000.00	150,000.00	1/30/08
184527	303	REG	LD0803485	CITIZENS NATIONAL OF BLUFFTON	.7500	1/29/10	.750	300,000.00	300,000.00	300,000.00	1/30/08
184528	303	REG	LD0803493	HUNTINGTON NATIONAL BANK, NA	.7500	1/29/10	.750	100,000.00	100,000.00	100,000.00	1/30/08
184529	303	REG	LD0803501	FIRSTMERIT BANK, NA	.7500	1/29/10	.750	24,583.33	24,583.33	24,583.33	1/30/08
184548	303	REG	LD0803519	HUNTINGTON NATIONAL BANK, NA	.2500	1/29/10	.249	101,340.79	101,340.79	101,340.79	1/31/08
184549	303	REG	LD0803527	HUNTINGTON NATIONAL BANK, NA	.2500	1/29/10	.249	176,045.12	176,045.12	176,045.12	1/31/08
184552	303	REG	LD0803543	COMMERCIAL SAVINGS BANK, UPPER S	.2500	1/29/10	.249	249,250.00	249,250.00	249,250.00	1/31/08
184553	303	REG	LD0803550	ADVANTAGE BANK	.2500	1/29/10	.249	96,000.00	96,000.00	96,000.00	1/31/08
184554	303	REG	LD0803568	SECOMD NATIONAL BANK	.2500	1/29/10	.249	111,000.00	111,000.00	111,000.00	1/31/08
184555	303	REG	LD0803576	SECOMD NATIONAL BANK	.2500	1/29/10	.249	150,000.00	150,000.00	150,000.00	1/31/08
184556	303	REG	LD0803584	Oak Hill Banks, DNU merge	.2500	1/29/10	.249	59,282.00	59,282.00	59,282.00	1/31/08
184557	303	REG	LD0803592	FIRST CITIZENS NATIONAL BANK	.2500	1/29/10	.249	85,000.00	85,000.00	85,000.00	1/31/08
184558	303	REG	LD0803600	FIRST CITIZENS NATIONAL BANK	.2500	1/29/10	.249	111,336.53	111,336.53	111,336.53	1/31/08
184568	303	REG	LD0803618	FIRST CITIZENS NATIONAL BANK	.2500	2/01/10	.249	58,023.30	58,023.30	58,023.30	2/01/08
184584	303	REG	LD0803535	FARMERS & MERCHANTS STATE BANK	.2500	2/04/10	.249	312,306.95	312,306.95	312,306.95	2/04/08
184586	303	REG	LD0803626	FIRST FINANCIAL BANK, NA	.2500	2/04/10	.249	50,000.00	50,000.00	50,000.00	2/04/08

PGM: INVS_MONTHEND_INVENTORY
 SOURCE: VisualQED
 MODEL: INVENTORY
 BASIS: SETTLEMENT
 AS-OF: 4/30/08

RICHARD CORDRAY
 TREASURER, STATE OF OHIO

INVESTMENT INVENTORY
 SETTLED POSITIONS AS OF: 4/30/08

INVT#	FUND	GROUP	CUSIP	DESCRIPTION	RATE	MATURITY	YIELD	PAR AMOUNT	BOOK-VALUE	USS-MARKET	1ST-PUR
184598	303	REG	LD0803634	FIRST CITIZENS NATIONAL BANK	.2500	2/05/10	.249	7,919.91	7,919.91	7,919.91	2/05/08
184599	303	REG	LD0803642	KEYBANK, NA	.2500	2/05/10	.249	280,000.00	280,000.00	280,000.00	2/05/08
184600	303	REG	LD0803659	FIRST PLACE BANK	.2500	2/05/10	.249	49,323.37	49,323.37	49,323.37	2/05/08
184601	303	REG	LD0803667	FIRST PLACE BANK	.2500	2/05/10	.249	133,347.79	133,347.79	133,347.79	2/05/08
184602	303	REG	LD0803675	FIRST PLACE BANK	.2500	2/05/10	.249	214,991.43	214,991.43	214,991.43	2/05/08
184629	303	REG	LD0803683	CHARTER ONE MAIN BR RBS CITIZENS	.2500	2/05/10	.249	400,000.00	400,000.00	400,000.00	2/06/08
184663	303	REG	LD0803691	FIRST CITIZENS NATIONAL BANK	.2500	2/08/10	.249	15,435.00	15,435.00	15,435.00	2/08/08
184664	303	REG	LD0803709	U.S. BANK, N.A.	.2500	2/08/10	.249	350,000.00	350,000.00	350,000.00	2/08/08
184685	303	REG	LD0803717	CITIZENS SAVINGS BANK, MARTINS F	.2500	2/11/10	.249	227,913.84	227,913.84	227,913.84	2/11/08
184702	303	REG	LD0803725	CITIZENS NATIONAL OF BLUFFTON	.2500	2/12/10	.249	400,000.00	400,000.00	400,000.00	2/12/08
184713	303	REG	LD0803733	NATIONAL CITY BANK	.2500	2/12/10	.249	250,000.00	250,000.00	250,000.00	2/13/08
184725	303	REG	LD0803741	ADVANTAGE BANK	.2500	2/12/10	.249	101,026.30	101,026.30	101,026.30	2/14/08
184726	303	REG	LD0803758	ADVANTAGE BANK	.2500	2/12/10	.249	109,977.82	109,977.82	109,977.82	2/14/08
184727	303	REG	LD0803766	FIRST FEDERAL BANK OFTHE MIDWEST	.2500	2/12/10	.249	65,000.00	65,000.00	65,000.00	2/14/08
184747	303	REG	LD0803774	FIRST FEDERAL BANK OFTHE MIDWEST	.2500	2/12/10	.249	80,000.00	80,000.00	80,000.00	2/15/08
184769	303	REG	LD0803782	SIGNATURE BANK, N.A.	.2500	2/19/10	.249	200,000.00	200,000.00	200,000.00	2/20/08
184776	303	REG	LD0803808	UNITED BANK N.A.	.2500	2/19/10	.249	189,220.36	189,220.36	189,220.36	2/21/08
184790	303	REG	LD0803816	CITIZENS NATIONAL OF BLUFFTON	.2500	2/22/10	.249	175,000.00	175,000.00	175,000.00	2/22/08
184791	303	REG	LD0803824	FIRST FINANCIAL BANK, NA	.2500	2/22/10	.249	145,000.00	145,000.00	145,000.00	2/22/08
184803	303	REG	LD0803832	LIBERTY SAVINGS BANK	.2500	2/22/10	.249	275,000.00	275,000.00	275,000.00	2/22/08
184814	303	REG	LD0803840	FIRSTMERIT BANK, NA	.2500	2/25/10	.249	400,000.00	400,000.00	400,000.00	2/25/08
184861	303	REG	LD0803857	COMMERCE NATIONAL BANK	.2500	2/26/10	.249	27,500.00	27,500.00	27,500.00	2/27/08
184878	303	REG	LD0803865	NATIONAL CITY BANK	.2500	2/26/10	.249	177,700.00	177,700.00	177,700.00	2/28/08
184879	303	REG	LD0803873	ADVANTAGE BANK	.2500	2/26/10	.249	80,000.00	80,000.00	80,000.00	2/28/08
184880	303	REG	LD0803881	ADVANTAGE BANK	.2500	2/26/10	.249	88,403.11	88,403.11	88,403.11	2/28/08
184882	303	REG	LD0803899	SECOND NATIONAL BANK	.2500	2/26/10	.249	155,124.35	155,124.35	155,124.35	2/28/08
184895	303	REG	LD0803907	AMERICAN SAVINGS BANK, FSB	.2500	2/26/10	.249	300,000.00	300,000.00	300,000.00	2/28/08
184902	303	REG	LD0803923	ADVANTAGE BANK	.2500	2/26/10	.249	400,000.00	400,000.00	400,000.00	2/29/08
184914	303	REG	LD0803931	MECHANICS SAVINGS BANK	.2500	2/26/10	.249	150,000.00	150,000.00	150,000.00	2/29/08
184923	303	REG	LD0803949	NATIONAL CITY BANK	.2500	3/03/10	.250	375,384.00	375,384.00	375,384.00	3/03/08
184924	303	REG	LD0803956	NATIONAL CITY BANK	.2500	3/03/10	.250	159,360.60	159,360.60	159,360.60	3/03/08
184926	303	REG	LD0803972	FIFTH THIRD BANK	.2500	3/03/10	.250	300,000.00	300,000.00	300,000.00	3/03/08
184927	303	REG	LD0803980	PARK NATIONAL BANK	.2500	3/03/10	.250	350,000.00	350,000.00	350,000.00	3/03/08
184935	303	REG	LD0803998	NATIONAL CITY BANK	.2500	3/04/10	.250	400,000.00	400,000.00	400,000.00	3/04/08
184936	303	REG	LD0804004	NATIONAL CITY BANK	.2500	3/04/10	.250	375,000.00	375,000.00	375,000.00	3/04/08
184937	303	REG	LD0804012	SIGNATURE BANK, N.A.	.2500	3/04/10	.250	250,000.00	250,000.00	250,000.00	3/04/08
184968	303	REG	LD0804020	CITIZENS SAVINGS BANK, MARTINS F	.2500	3/05/10	.250	26,124.00	26,124.00	26,124.00	3/05/08
185006	303	REG	LD0804038	ADVANTAGE BANK	.2500	3/05/10	.250	43,997.60	43,997.60	43,997.60	3/07/08
185005	303	REG	LD0804046	FIRST CITIZENS NATIONAL BANK	.2500	3/05/10	.250	47,176.00	47,176.00	47,176.00	3/07/08

PGM: INVS_MONTHEND_INVENTORY
 SOURCE: VisualQED
 MODEL: INVENTORY
 BASIS: SETTLEMENT
 AS-OF: 4/30/08

RICHARD CORDRAY
 TREASURER, STATE OF OHIO

INVESTMENT INVENTORY
 SETTLED POSITIONS AS OF: 4/30/08

INVT#	FUND	GROUP	CUSIP	DESCRIPTION	RATE	MATURITY	YIELD	PAR AMOUNT	BOOK-VALUE	US\$-MARKET	1ST-PUR
185007	303	REG	LD0804053	CROGHAN COLONIAL BANK	.2500	3/05/10	.250	77,855.91	77,855.91	77,855.91	3/07/08
185023	303	REG	LD0804061	NATIONAL CITY BANK	.2500	3/10/10	.250	400,000.00	400,000.00	400,000.00	3/10/08
185024	303	REG	LD0804079	ADVANTAGE BANK	.2500	3/10/10	.250	155,792.59	155,792.59	155,792.59	3/10/08
185025	303	REG	LD0804087	AMERICAN SAVINGS BANK, FSB	.2500	3/10/10	.250	100,000.00	100,000.00	100,000.00	3/10/08
185033	303	REG	LD0804095	NATIONAL CITY BANK	.2500	3/11/10	.250	143,082.65	143,082.65	143,082.65	3/11/08
185034	303	REG	LD0804103	KEYBANK, NA	.2500	3/11/10	.250	150,000.00	150,000.00	150,000.00	3/11/08
185052	303	REG	LD0804111	AMERICAN SAVINGS BANK, FSB	.2500	3/12/10	.250	240,000.00	240,000.00	240,000.00	3/12/08
185053	303	REG	LD0804129	FIRST CITIZENS NATIONAL BANK	.2500	3/12/10	.250	119,000.00	119,000.00	119,000.00	3/12/08
185054	303	REG	LD0804137	CORTLAND SAVINGS & BANKING CO	.2500	3/12/10	.250	350,000.00	350,000.00	350,000.00	3/12/08
185055	303	REG	LD0804145	SIGNATURE BANK, N.A.	.2500	3/12/10	.250	75,000.00	75,000.00	75,000.00	3/12/08
185058	303	REG	LD0804152	NORTH VALLEY BANK	.2500	3/12/10	.250	400,000.00	400,000.00	400,000.00	3/12/08
185064	303	REG	LD0804160	HUNTINGTON NATIONAL BANK, NA	.2500	3/12/10	.250	24,087.18	24,087.18	24,087.18	3/12/08
185070	303	REG	LD0804178	FIRSTMERIT BANK, NA	.2500	3/12/10	.250	400,000.00	400,000.00	400,000.00	3/13/08
185071	303	REG	LD0804186	MAINSOURCE BANK	.2500	3/12/10	.250	135,000.00	135,000.00	135,000.00	3/13/08
185085	303	REG	LD0804194	NATIONAL CITY BANK	.2500	3/12/10	.250	248,867.98	248,867.98	248,867.98	3/14/08
185086	303	REG	LD0804202	NATIONAL CITY BANK	.2500	3/12/10	.250	400,000.00	400,000.00	400,000.00	3/14/08
185087	303	REG	LD0804210	ADVANTAGE BANK	.2500	3/12/10	.250	124,165.77	124,165.77	124,165.77	3/14/08
185088	303	REG	LD0804228	ADVANTAGE BANK	.2500	3/12/10	.250	400,000.00	400,000.00	400,000.00	3/14/08
185090	303	REG	LD0804244	ADVANTAGE BANK	.2500	3/12/10	.250	225,600.00	225,600.00	225,600.00	3/14/08
185092	303	REG	LD0804269	LIBERTY SAVINGS BANK	.2500	3/12/10	.250	400,000.00	400,000.00	400,000.00	3/14/08
185093	303	REG	LD0804277	HUNTINGTON NATIONAL BANK, NA	.2500	3/12/10	.250	143,000.00	143,000.00	143,000.00	3/14/08
185096	303	REG	LD0804285	HUNTINGTON NATIONAL BANK, NA	.2500	3/12/10	.250	246,695.00	246,695.00	246,695.00	3/14/08
185112	303	REG	LD0804293	OLD FORT BANKING COMPANY	.2500	3/12/10	.250	400,000.00	400,000.00	400,000.00	3/14/08
185115	303	REG	LD0804301	OLD FORT BANKING COMPANY	.2500	3/17/10	.250	250,000.00	250,000.00	250,000.00	3/17/08
185116	303	REG	LD0804319	ADVANTAGE BANK	.2500	3/17/10	.250	140,000.00	140,000.00	140,000.00	3/17/08
185120	303	REG	LD0804327	UNION BANK COMPANY	.2500	3/17/10	.250	400,000.00	400,000.00	400,000.00	3/17/08
185131	303	REG	LD0804335	HUNTINGTON NATIONAL BANK, NA	.2500	3/18/10	.250	150,000.00	150,000.00	150,000.00	3/18/08
185132	303	REG	LD0804343	HUNTINGTON NATIONAL BANK, NA	.2500	3/18/10	.250	297,428.91	297,428.91	297,428.91	3/18/08
185133	303	REG	LD0804350	NATIONAL CITY BANK	.2500	3/18/10	.250	184,252.75	184,252.75	184,252.75	3/18/08
185150	303	REG	LD0804368	HUNTINGTON NATIONAL BANK, NA	.2500	3/19/10	.250	200,000.00	200,000.00	200,000.00	3/19/08
185151	303	REG	LD0804376	CITIZENS NATIONAL OF BLUFFTON	.2500	3/19/10	.250	200,000.00	200,000.00	200,000.00	3/19/08
185152	303	REG	LD0804384	ADVANTAGE BANK	.2500	3/19/10	.250	20,000.00	20,000.00	20,000.00	3/19/08
185153	303	REG	LD0804392	ADVANTAGE BANK	.2500	3/19/10	.250	400,000.00	400,000.00	400,000.00	3/19/08
185154	303	REG	LD0804400	ADVANTAGE BANK	.2500	3/19/10	.250	256,750.00	256,750.00	256,750.00	3/19/08
185155	303	REG	LD0804418	STATE BANK & TRUST COMPANY	.2500	3/19/10	.250	92,000.00	92,000.00	92,000.00	3/19/08
185156	303	REG	LD0804426	CITIZENS SAVINGS BANK, MARTINS P	.2500	3/19/10	.250	100,940.00	100,940.00	100,940.00	3/19/08
185167	303	REG	LD0804434	HEARTLAND BANK	.2500	3/19/10	.250	225,000.00	225,000.00	225,000.00	3/20/08
185168	303	REG	LD0804442	LIBERTY SAVINGS BANK	.2500	3/19/10	.250	50,000.00	50,000.00	50,000.00	3/20/08
185169	303	REG	LD0804459	FIRST PLACE BANK	.2500	3/19/10	.250	400,000.00	400,000.00	400,000.00	3/20/08

PGM: INVS_MONTHEND_INVENTORY
SOURCE: VisualQED
MODEL: INVENTORY
BASIS: SETTLEMENT
AS-OF: 4/30/08

RICHARD CORDRAY
TREASURER, STATE OF OHIO

INVESTMENT INVENTORY
SETTLED POSITIONS AS OF: 4/30/08

INVST#	FUND	GROUP	CUSIP	DESCRIPTION	RATE	MATURITY	YIELD	PAR AMOUNT	BOOK-VALUE	US\$-MARKET	1ST-PUR
185179	303	REG	LD0804467	WESTFIELD BANK, FSB	.2500	3/19/10	.250	375,000.00	375,000.00	375,000.00	3/20/08
185184	303	REG	LD0804475	ADVANTAGE BANK	.2500	3/19/10	.250	162,129.39	162,129.39	162,129.39	3/21/08
185186	303	REG	LD0804483	FIRST NATIONAL BANK OF PANDORA	.2500	3/19/10	.250	125,000.00	125,000.00	125,000.00	3/21/08
185187	303	REG	LD0804491	CORTLAND SAVINGS & BANKING CO	.2500	3/19/10	.250	270,863.45	270,863.45	270,863.45	3/21/08
185188	303	REG	LD0804509	SIGNATURE BANK, N.A.	.2500	3/19/10	.250	64,561.00	64,561.00	64,561.00	3/21/08
185191	303	REG	LD0804517	FIRSTMERIT BANK, NA	.2500	3/19/10	.250	400,000.00	400,000.00	400,000.00	3/21/08
185192	303	REG	LD0804525	HUNTINGTON NATIONAL BANK, NA	.2500	3/19/10	.250	400,000.00	400,000.00	400,000.00	3/21/08
185195	303	REG	LD0804533	FAHEY BANKING COMPANY	.2500	3/19/10	.250	285,457.73	285,457.73	285,457.73	3/21/08
185199	303	REG	LD0804541	ADVANTAGE BANK	.2500	3/24/10	.250	250,000.00	250,000.00	250,000.00	3/24/08
185203	303	REG	LD0804558	SECOND NATIONAL BANK	.2500	3/24/10	.250	175,000.00	175,000.00	175,000.00	3/24/08
185212	303	REG	LD0804566	HOCKING VALLEY BANK	.2500	3/24/10	.250	400,000.00	400,000.00	400,000.00	3/24/08
185247	303	REG	LD0804574	ADVANTAGE BANK	.2500	3/25/10	.250	140,000.00	140,000.00	140,000.00	3/25/08
185248	303	REG	LD0804582	NATIONAL CITY BANK	.2500	3/25/10	.250	98,640.00	98,640.00	98,640.00	3/25/08
185257	303	REG	LD0804590	HUNTINGTON NATIONAL BANK, NA	.2500	3/25/10	.250	228,000.00	228,000.00	228,000.00	3/25/08
185279	303	REG	LD0804608	OLD FORT BANKING COMPANY	.0500	3/26/10	.050	363,000.00	363,000.00	363,000.00	3/26/08
185280	303	REG	LD0804616	FIRST FEDERAL BANK OF THE MIDWEST	.0500	3/26/10	.050	215,000.00	215,000.00	215,000.00	3/26/08
185294	303	REG	LD0804624	FIRST CITIZENS NATIONAL BANK	.2500	3/26/10	.050	50,000.00	50,000.00	50,000.00	3/27/08
185295	303	REG	LD0804632	CHARTER ONE MAIN BR RBS CITIZENS	.0500	3/26/10	.050	200,000.00	200,000.00	200,000.00	3/27/08
185296	303	REG	LD0804640	CHARTER ONE MAIN BR RBS CITIZENS	.0500	3/26/10	.050	252,000.00	252,000.00	252,000.00	3/27/08
185297	303	REG	LD0804707	FIRST FINANCIAL BANK, NA	.0500	3/26/10	.050	74,400.00	74,400.00	74,400.00	3/27/08
185298	303	REG	LD0804715	CORTLAND SAVINGS & BANKING CO	.0500	3/26/10	.050	340,000.00	340,000.00	340,000.00	3/27/08
185299	303	REG	LD0804723	FIRST FEDERAL BANK OF THE MIDWEST	.0500	3/26/10	.050	400,000.00	400,000.00	400,000.00	3/27/08
185313	303	REG	LD0804731	FIRST FEDERAL BANK OF THE MIDWEST	.0500	3/26/10	.050	345,000.00	345,000.00	345,000.00	3/27/08
185316	303	REG	LD0804749	NATIONAL CITY BANK	.0500	3/26/10	.050	187,387.00	187,387.00	187,387.00	3/28/08
185317	303	REG	LD0804756	OSGOOD STATE BANK	.0500	3/26/10	.050	145,600.00	145,600.00	145,600.00	3/28/08
185335	303	REG	LD0804764	OLD FORT BANKING COMPANY	.0500	3/31/10	.050	400,000.00	400,000.00	400,000.00	3/31/08
185336	303	REG	LD0804772	COMMERCE NATIONAL BANK	.0500	3/31/10	.050	150,000.00	150,000.00	150,000.00	3/31/08
185337	303	REG	LD0804780	FIRST PLACE BANK	.0500	3/31/10	.050	115,166.95	115,166.95	115,166.95	3/31/08
185338	303	REG	LD0804798	PEOPLES SAVINGS BANK	.0500	3/31/10	.050	113,055.00	113,055.00	113,055.00	3/31/08
185339	303	REG	LD0804806	SIGNATURE BANK, N.A.	.0500	3/31/10	.050	275,000.00	275,000.00	275,000.00	3/31/08
185349	303	REG	LD0804814	WESTFIELD BANK, FSB	.0500	3/31/10	.050	400,000.00	400,000.00	400,000.00	3/31/08
185352	303	REG	LD0804822	NATIONAL CITY BANK	.0500	4/01/10	.050	98,470.00	98,470.00	98,470.00	4/01/08
185353	303	REG	LD0804830	KEYBANK, NA	.0500	4/01/10	.050	150,000.00	150,000.00	150,000.00	4/01/08
185354	303	REG	LD0804848	FIRST CITIZENS NATIONAL BANK	.0500	4/01/10	.050	150,000.00	150,000.00	150,000.00	4/01/08
185355	303	REG	LD0804855	FIRST CITIZENS NATIONAL BANK	.0500	4/01/10	.050	150,000.00	150,000.00	150,000.00	4/01/08
185357	303	REG	LD0804871	PEOPLES BANK, N.A.	.0500	4/01/10	.050	100,000.00	100,000.00	100,000.00	4/01/08
185356	303	REG	LD0904861	JP MORGAN CHASE BANK, NA	.0500	4/01/10	.050	50,105.88	50,105.88	50,105.88	4/01/08
185394	303	REG	LD0804889	FIFTH THIRD BANK	.0500	4/02/10	.050	255,000.00	255,000.00	255,000.00	4/02/08
185395	303	REG	LD0804897	OSGOOD STATE BANK	.0500	4/02/10	.050	81,400.00	81,400.00	81,400.00	4/02/08

PGM: INVS_MONTHEND_INVENTORY
 SOURCE: VisualQED
 MODEL: INVENTORY
 BASIS: SETTLEMENT
 AS-OP: 4/30/08

R I C E A R D C O R D R A Y
 T R E A S U R E R , S T A T E O F O H I O

I N V E S T M E N T I N V E N T O R Y
 S E T T L E D P O S I T I O N S A S O F : 4 / 3 0 / 0 8

INVT#	FUND	GROUP	CUSIP	DESCRIPTION	RATE	MATURITY	YIELD	PAR AMOUNT	BOOK-VALUE	US\$-MARKET	1ST-PUR
185406	303	REG	LD0804905	LIBERTY NATIONAL BANK	.0500	4/02/10	.050	175,000.00	175,000.00	175,000.00	4/02/08
185421	303	REG	LD0804913	FIRST NATIONAL BANK GREENVILLE	.0500	4/02/10	.050	400,000.00	400,000.00	400,000.00	4/02/08
185425	303	REG	LD0804921	HUNTINGTON NATIONAL BANK, NA	.0500	4/02/10	.050	275,000.00	275,000.00	275,000.00	4/03/08
185426	303	REG	LD0804939	HUNTINGTON NATIONAL BANK, NA	.0500	4/02/10	.050	116,000.00	116,000.00	116,000.00	4/03/08
185427	303	REG	LD0804947	FIFTH THIRD BANK	.0500	4/02/10	.050	350,000.00	350,000.00	350,000.00	4/03/08
185428	303	REG	LD0804954	NATIONAL CITY BANK	.0500	4/02/10	.050	100,000.00	100,000.00	100,000.00	4/03/08
185429	303	REG	LD0804962	ADVANTAGE BANK	.0500	4/02/10	.050	300,000.00	300,000.00	300,000.00	4/03/08
185430	303	REG	LD0804970	ADVANTAGE BANK	.0500	4/02/10	.050	80,000.00	80,000.00	80,000.00	4/03/08
185436	303	REG	LD0804988	ADVANTAGE BANK	.0500	4/02/10	.050	281,104.73	281,104.73	281,104.73	4/04/08
185437	303	REG	LD0804996	PARK NATIONAL BANK	.0500	4/02/10	.050	100,000.00	100,000.00	100,000.00	4/04/08
185438	303	REG	LD0805001	CITIZENS NATIONAL OF BLUFFTON	.0500	4/02/10	.050	82,187.00	82,187.00	82,187.00	4/04/08
185439	303	REG	LD0805019	FIFTH THIRD BANK	.0500	4/02/10	.050	400,000.00	400,000.00	400,000.00	4/04/08
185440	303	REG	LD0805027	FIRST FEDERAL BANK OF THE MIDWEST	.0500	4/02/10	.050	250,000.00	250,000.00	250,000.00	4/04/08
185462	303	REG	LD0805035	HENRY COUNTY BANK	.0500	4/07/10	.050	358,610.95	358,610.95	358,610.95	4/07/08
185463	303	REG	LD0805043	FIRST FEDERAL BANK OF THE MIDWEST	.0500	4/07/10	.050	75,000.00	75,000.00	75,000.00	4/07/08
185471	303	REG	LD0805050	CORTLAND SAVINGS & BANKING CO	.0500	4/07/10	.050	400,000.00	400,000.00	400,000.00	4/07/08
185473	303	REG	LD0805068	NATIONAL CITY BANK	.0500	4/07/10	.050	400,000.00	400,000.00	400,000.00	4/07/08
185474	303	REG	LD0805076	AMERICAN SAVINGS BANK, FSB	.0500	4/08/10	.050	150,000.00	150,000.00	150,000.00	4/08/08
185482	303	REG	LD0805084	GENOA BANKING COMPANY	.0500	4/08/10	.050	46,000.00	46,000.00	46,000.00	4/08/08
185484	303	REG	LD0805092	HUNTINGTON NATIONAL BANK, NA	.0500	4/08/10	.050	334,685.00	334,685.00	334,685.00	4/08/08
185485	303	REG	LD0805100	NATIONAL CITY BANK	.0500	4/08/10	.050	174,794.00	174,794.00	174,794.00	4/08/08
185496	303	REG	LD0805118	OSGOOD STATE BANK	.0500	4/08/10	.050	325,000.00	325,000.00	325,000.00	4/08/08
185501	303	REG	LD0805126	NATIONAL CITY BANK	.0500	4/09/10	.050	400,000.00	400,000.00	400,000.00	4/09/08
185502	303	REG	LD0805134	NATIONAL CITY BANK	.0500	4/09/10	.050	350,000.00	350,000.00	350,000.00	4/09/08
185503	303	REG	LD0805142	COMMERCE NATIONAL BANK	.0500	4/09/10	.050	60,000.00	60,000.00	60,000.00	4/09/08
185504	303	REG	LD0805159	FIRST CITIZENS NATIONAL BANK	.0500	4/09/10	.050	105,000.00	105,000.00	105,000.00	4/09/08
185505	303	REG	LD0805167	PEOPLES BANK, N.A.	.0500	4/09/10	.050	400,000.00	400,000.00	400,000.00	4/09/08
185513	303	REG	LD0805175	CITIZENS NATIONAL OF BLUFFTON	.0500	4/09/10	.050	400,000.00	400,000.00	400,000.00	4/09/08
185521	303	REG	LD0805183	WESTFIELD BANK, FSB	.0500	4/09/10	.050	400,000.00	400,000.00	400,000.00	4/09/08
185546	303	REG	LD0805191	COMMERCE NATIONAL BANK	.0500	4/09/10	.050	200,000.00	200,000.00	200,000.00	4/10/08
185547	303	REG	LD0805209	FIRST FEDERAL BANK OF THE MIDWEST	.0500	4/09/10	.050	234,546.68	234,546.68	234,546.68	4/10/08
185548	303	REG	LD0805217	OSGOOD STATE BANK	.0500	4/09/10	.050	100,000.00	100,000.00	100,000.00	4/10/08
185549	303	REG	LD0805225	NATIONAL CITY BANK	.0500	4/09/10	.050	282,763.00	282,763.00	282,763.00	4/10/08
185562	303	REG	LD0805233	KEYBANK, NA	.0500	4/09/10	.050	400,000.00	400,000.00	400,000.00	4/11/08
185563	303	REG	LD0805241	FARMERS & MERCHANTS STATE BANK	.0500	4/09/10	.050	200,000.00	200,000.00	200,000.00	4/11/08
185564	303	REG	LD0805258	U.S. BANK, N.A.	.0500	4/09/10	.050	257,101.58	257,101.58	257,101.58	4/11/08
185578	303	REG	LD0805266	AMERICAN SAVINGS BANK, FSB	.0500	4/09/10	.050	50,000.00	50,000.00	50,000.00	4/11/08
185579	303	REG	LD0805274	AMERICAN SAVINGS BANK, FSB	.0500	4/09/10	.050	50,000.00	50,000.00	50,000.00	4/11/08
185580	303	REG	LD0805282	AMERICAN SAVINGS BANK, FSB	.0500	4/09/10	.050	34,000.00	34,000.00	34,000.00	4/11/08

PGM: INVS_MONTHEND_INVENTORY
 SOURCE: VisualQED
 MODEL: INVENTORY
 BASIS: SETTLEMENT
 AS-OF: 4/30/08

RICHARD CORDRAY
 TREASURER, STATE OF OHIO

INVESTMENT INVENTORY
 SETTLED POSITIONS AS OF: 4/30/08

INVT#	FUND	GROUP	CUSIP	DESCRIPTION	RATE	MATURITY	YIELD	PAR AMOUNT	BOOK-VALUE	US\$-MARKET	1ST-PUR
185636	303	REG	LD0805290	NCB, FSB	.0500	4/14/10	.050	29,732.00	29,732.00	29,732.00	4/14/08
185638	303	REG	LD0805308	GENOA BANKING COMPANY	.0500	4/14/10	.050	185,795.08	185,795.08	185,795.08	4/14/08
185639	303	REG	LD0805316	OHIO VALLEY BANK COMPANY	.0500	4/14/10	.050	155,000.00	155,000.00	155,000.00	4/14/08
185640	303	REG	LD0805324	FIRST CITIZENS NATIONAL BANK	.0500	4/14/10	.050	153,600.00	153,600.00	153,600.00	4/14/08
185655	303	REG	LD0805332	HUNTINGTON NATIONAL BANK, NA	.0500	4/15/10	.050	244,000.00	244,000.00	244,000.00	4/15/08
185656	303	REG	LD0805340	NATIONAL CITY BANK	.0500	4/15/10	.050	250,000.00	250,000.00	250,000.00	4/15/08
185657	303	REG	LD0805357	NATIONAL CITY BANK	.0500	4/15/10	.050	115,000.00	115,000.00	115,000.00	4/15/08
185658	303	REG	LD0805365	WESTERN RESERVE BANK	.0500	4/15/10	.050	50,000.00	50,000.00	50,000.00	4/15/08
185660	303	REG	LD0805381	FIRSTMERIT BANK, NA	.0500	4/15/10	.050	37,489.75	37,489.75	37,489.75	4/15/08
185668	303	REG	LD0805399	NATIONAL CITY BANK	.0500	4/15/10	.050	267,000.00	267,000.00	267,000.00	4/15/08
185675	303	REG	LD0805407	KILLBUCK SAVINGS BANK CO.	.0500	4/15/10	.050	200,000.00	200,000.00	200,000.00	4/15/08
185684	303	REG	LD0805415	PEOPLES BANK, N.A.	.0500	4/16/10	.050	100,000.00	100,000.00	100,000.00	4/16/08
185685	303	REG	LD0805423	FIRST CITIZENS NATIONAL BANK	.0500	4/16/10	.050	51,087.25	51,087.25	51,087.25	4/16/08
185686	303	REG	LD0805431	CORTLAND SAVINGS & BANKING CO	.0500	4/16/10	.050	105,741.21	105,741.21	105,741.21	4/16/08
185694	303	REG	LD0805449	CROGHAN COLONIAL BANK	.0500	4/16/10	.050	164,799.25	164,799.25	164,799.25	4/16/08
185695	303	REG	LD0805456	CROGHAN COLONIAL BANK	.0500	4/16/10	.050	76,542.36	76,542.36	76,542.36	4/16/08
185696	303	REG	LD0805464	WESTERN RESERVE BANK	.0500	4/16/10	.050	70,000.00	70,000.00	70,000.00	4/16/08
185726	303	REG	LD0805472	NATIONAL CITY BANK	.0500	4/16/10	.050	160,000.00	160,000.00	160,000.00	4/17/08
185729	303	REG	LD0805480	FIRST CITIZENS NATIONAL BANK	.0500	4/16/10	.050	100,000.00	100,000.00	100,000.00	4/17/08
185730	303	REG	LD0805498	FIRST CITIZENS NATIONAL BANK	.0500	4/16/10	.050	61,609.00	61,609.00	61,609.00	4/17/08
185731	303	REG	LD0805506	CITIZENS SAVINGS BANK, MARTINS F	.0500	4/16/10	.050	16,500.00	16,500.00	16,500.00	4/17/08
185732	303	REG	LD0805514	STATE BANK & TRUST COMPANY	.0500	4/16/10	.050	225,000.00	225,000.00	225,000.00	4/17/08
185741	303	REG	LD0805522	OLD FORT BANKING COMPANY	.0500	4/16/10	.050	150,515.00	150,515.00	150,515.00	4/17/08
185760	303	REG	LD0805530	ADVANTAGE BANK	.0500	4/16/10	.050	124,490.58	124,490.58	124,490.58	4/18/08
185761	303	REG	LD0805548	PARK NATIONAL BANK	.0500	4/16/10	.050	110,000.00	110,000.00	110,000.00	4/18/08
185762	303	REG	LD0805555	FIRST FEDERAL BANK OF THE MIDWEST	.0500	4/16/10	.050	74,157.09	74,157.09	74,157.09	4/18/08
185763	303	REG	LD0805563	HEARTLAND BANK	.0500	4/16/10	.050	114,000.00	114,000.00	114,000.00	4/18/08
185768	303	REG	LD0805589	NATIONAL CITY BANK	.0500	4/16/10	.050	265,000.00	265,000.00	265,000.00	4/18/08
185783	303	REG	LD0805597	KEYBANK, NA	.0500	4/21/10	.050	80,000.00	80,000.00	80,000.00	4/21/08
185784	303	REG	LD0805605	PARK NATIONAL BANK	.0500	4/21/10	.050	15,843.75	15,843.75	15,843.75	4/21/08
185785	303	REG	LD0805613	OSGOOD STATE BANK	.0500	4/21/10	.050	250,000.00	250,000.00	250,000.00	4/21/08
185786	303	REG	LD0805621	FARMERS NATIONAL BANK	.0500	4/21/10	.050	118,989.82	118,989.82	118,989.82	4/21/08
185787	303	REG	LD0805639	GENOA BANKING COMPANY	.0500	4/21/10	.050	400,000.00	400,000.00	400,000.00	4/21/08
185795	303	REG	LD0805647	New Carlisle Fed Savings DNU	.0500	4/21/10	.050	400,000.00	400,000.00	400,000.00	4/21/08
185800	303	REG	LD0805654	WESTFIELD BANK, FSB	.0500	4/21/10	.050	156,337.00	156,337.00	156,337.00	4/21/08
185801	303	REG	LD0805662	WESTFIELD BANK, FSB	.0500	4/21/10	.050	240,000.00	240,000.00	240,000.00	4/21/08
185802	303	REG	LD0805670	WESTFIELD BANK, FSB	.0500	4/21/10	.050	294,881.00	294,881.00	294,881.00	4/21/08
185803	303	REG	LD0808583	NATIONAL CITY BANK	.0500	4/21/10	.050	124,545.00	124,545.00	124,545.00	4/21/08
185815	303	REG	LD0805696	HUNTINGTON NATIONAL BANK, NA	.0500	4/22/10	.050	400,000.00	400,000.00	400,000.00	4/22/08

PGM: INVS_MONTHEND_INVENTORY
 SOURCE: VisualQED
 MODEL: INVENTORY
 BASIS: SETTLEMENT
 AS-OF: 4/30/08

RICHARD CORDRAY
 TREASURER, STATE OF OHIO

INVESTMENT INVENTORY
 SETTLED POSITIONS AS OF: 4/30/08

INVT#	FUND	GROUP	CUSIP	DESCRIPTION	RATH	MATURITY	YIELD	PAR AMOUNT	BOOK-VALUE	US\$-MARKET	1ST-PUR
185816	303	REG	LD0805704	HUNTINGTON NATIONAL BANK, NA	.0500	4/22/10	.050	250,000.00	250,000.00	250,000.00	4/22/08
185817	303	REG	LD0805712	NATIONAL CITY BANK	.0500	4/22/10	.050	258,320.00	258,320.00	258,320.00	4/22/08
185818	303	REG	LD0805720	FIRST FEDERAL BANK OF THE MIDWEST	.0500	4/22/10	.050	400,000.00	400,000.00	400,000.00	4/22/08
185819	303	REG	LD0805738	U.S. BANK, N.A.	.0500	4/22/10	.050	116,588.22	116,588.22	116,588.22	4/22/08
185833	303	REG	LD0805746	ADVANTAGE BANK	.0500	4/23/10	.050	375,000.00	375,000.00	375,000.00	4/23/08
185834	303	REG	LD0805753	ADVANTAGE BANK	.0500	4/23/10	.050	27,027.80	27,027.80	27,027.80	4/23/08
185835	303	REG	LD0805761	PORT JENNINGS STATE BANK	.0500	4/23/10	.050	393,096.00	393,096.00	393,096.00	4/23/08
185836	303	REG	LD0805779	OSGOOD STATE BANK	.0500	4/23/10	.050	270,000.00	270,000.00	270,000.00	4/23/08
185839	303	REG	LD0805787	FIRST FINANCIAL BANK, NA	.0500	4/23/10	.050	50,000.00	50,000.00	50,000.00	4/23/08
185840	303	REG	LD0805795	FIRST FINANCIAL BANK, NA	.0500	4/23/10	.050	400,000.00	400,000.00	400,000.00	4/23/08
185857	303	REG	LD0805803	AMERICAN SAVINGS BANK, FSB	.0500	4/23/10	.050	225,000.00	225,000.00	225,000.00	4/24/08
185858	303	REG	LD0805811	NATIONAL CITY BANK	.0500	4/23/10	.050	299,420.00	299,420.00	299,420.00	4/24/08
185923	303	REG	LD0805829	NATIONAL CITY BANK	.0500	4/23/10	.050	266,675.00	266,675.00	266,675.00	4/24/08
185862	303	REG	LD0805837	NATIONAL CITY BANK	.0500	4/23/10	.050	200,000.00	200,000.00	200,000.00	4/24/08
185863	303	REG	LD0805845	NATIONAL CITY BANK	.0500	4/23/10	.050	400,000.00	400,000.00	400,000.00	4/24/08
185864	303	REG	LD0805852	NATIONAL CITY BANK	.0500	4/23/10	.050	374,000.00	374,000.00	374,000.00	4/24/08
185867	303	REG	LD0805860	WESTFIELD BANK, FSB	.0500	4/23/10	.050	400,000.00	400,000.00	400,000.00	4/24/08
185869	303	REG	LD0805878	COMMERCE NATIONAL BANK	.0500	4/23/10	.050	100,000.00	100,000.00	100,000.00	4/24/08
185908	303	REG	LD0805886	FIRST FEDERAL BANK OF THE MIDWEST	.0500	4/23/10	.050	400,000.00	400,000.00	400,000.00	4/25/08
185909	303	REG	LD0805894	NATIONAL CITY BANK	.0500	4/23/10	.050	322,787.00	322,787.00	322,787.00	4/25/08
185910	303	REG	LD0805902	NATIONAL CITY BANK	.0500	4/23/10	.050	400,000.00	400,000.00	400,000.00	4/25/08
185911	303	REG	LD0805910	NATIONAL CITY BANK	.0500	4/23/10	.050	273,000.00	273,000.00	273,000.00	4/25/08
185912	303	REG	LD0805928	CORTLAND SAVINGS & BANKING CO	.0500	4/23/10	.050	168,008.92	168,008.92	168,008.92	4/25/08
185913	303	REG	LD0805936	CITIZENS BANK CO., BEVERLY	.0500	4/23/10	.050	94,380.00	94,380.00	94,380.00	4/25/08
185924	303	REG	LD0805944	NATIONAL CITY BANK	.0500	4/28/10	.050	194,706.00	194,706.00	194,706.00	4/28/08
185925	303	REG	LD0805951	NATIONAL CITY BANK	.0500	4/28/10	.050	200,000.00	200,000.00	200,000.00	4/28/08
185926	303	REG	LD0805969	HUNTINGTON NATIONAL BANK, NA	.0500	4/28/10	.050	307,149.82	307,149.82	307,149.82	4/28/08
185927	303	REG	LD0805977	HUNTINGTON NATIONAL BANK, NA	.0500	4/28/10	.050	284,648.85	284,648.85	284,648.85	4/28/08
185928	303	REG	LD0805985	HUNTINGTON NATIONAL BANK, NA	.0500	4/28/10	.050	212,000.00	212,000.00	212,000.00	4/28/08
185929	303	REG	LD0805993	KEYBANK, NA	.0500	4/28/10	.050	400,000.00	400,000.00	400,000.00	4/28/08
185930	303	REG	LD0806009	NORTH SIDE BANK & TRUST	.0500	4/28/10	.050	250,000.00	250,000.00	250,000.00	4/28/08
185934	303	REG	LD0806017	FARMERS CITIZENS BANK	.0500	4/28/10	.050	300,000.00	300,000.00	300,000.00	4/28/08
185935	303	REG	LD0806025	FARMERS CITIZENS BANK	.0500	4/28/10	.050	250,000.00	250,000.00	250,000.00	4/28/08
185936	303	REG	LD0806033	FARMERS CITIZENS BANK	.0500	4/28/10	.050	150,000.00	150,000.00	150,000.00	4/28/08
185937	303	REG	LD0806041	FARMERS CITIZENS BANK	.0500	4/28/10	.050	135,000.00	135,000.00	135,000.00	4/28/08
185938	303	REG	LD0806058	FARMERS CITIZENS BANK	.0500	4/28/10	.050	400,000.00	400,000.00	400,000.00	4/28/08
185939	303	REG	LD0806066	FARMERS CITIZENS BANK	.0500	4/28/10	.050	400,000.00	400,000.00	400,000.00	4/28/08
185940	303	REG	LD0806074	COMMUNITY BANK, CROOKSVILLE	.0500	4/28/10	.050	249,322.00	249,322.00	249,322.00	4/28/08
185941	303	REG	LD0806082	CITIZENS NATIONAL OF BLUFFTON	.0500	4/28/10	.050	15,000.00	15,000.00	15,000.00	4/28/08

PGM: INVS_MONTHEND_INVENTORY
 SOURCE: VisualQED
 MODEL: INVENTORY
 BASIS: SETTLEMENT
 AS-OF: 4/30/08

RICHARD CORDRAY
 TREASURER, STATE OF OHIO

INVESTMENT INVENTORY
 SETTLED POSITIONS AS OF: 4/30/08

INVST#	FUND	GROUP	CUSIP	DESCRIPTION	RATE	MATURITY	YIELD	PAR AMOUNT	BOOK-VALUE	US\$-MARKET	1ST-PUR
185942	303	REG	LD0806090	NATIONAL BANK OF OAK HARBOR	.0500	4/28/10	.050	50,000.00	50,000.00	50,000.00	4/28/08
185943	303	REG	LD0806108	OSGOOD STATE BANK	.0500	4/28/10	.050	20,000.00	20,000.00	20,000.00	4/28/08
185944	303	REG	LD0806116	WESTFIELD BANK, PSB	.0500	4/28/10	.050	400,000.00	400,000.00	400,000.00	4/28/08
185945	303	REG	LD0806124	WESTFIELD BANK, PSB	.0500	4/28/10	.050	184,000.00	184,000.00	184,000.00	4/28/08
185964	303	REG	LD0806132	FARMERS & MERCHANTS STATE BANK	.0500	4/29/10	.050	127,012.00	127,012.00	127,012.00	4/29/08
185965	303	REG	LD0806140	NATIONAL CITY BANK	.0500	4/29/10	.050	400,000.00	400,000.00	400,000.00	4/29/08
185966	303	REG	LD0806157	OHIO VALLEY BANK COMPANY	.0500	4/29/10	.050	46,396.01	46,396.01	46,396.01	4/29/08
185967	303	REG	LD0806165	OSGOOD STATE BANK	.0500	4/29/10	.050	100,000.00	100,000.00	100,000.00	4/29/08
185968	303	REG	LD0806173	SIGNATURE BANK, N.A.	.0500	4/29/10	.050	79,000.00	79,000.00	79,000.00	4/29/08
185969	303	REG	LD0806181	ADVANTAGE BANK	.0500	4/29/10	.050	34,354.28	34,354.28	34,354.28	4/29/08
185989	303	REG	LD0806199	NATIONAL CITY BANK	.0500	4/30/10	.050	135,718.00	135,718.00	135,718.00	4/30/08
185990	303	REG	LD0806207	NATIONAL CITY BANK	.0500	4/30/10	.050	340,000.00	340,000.00	340,000.00	4/30/08
185991	303	REG	LD0806215	ADVANTAGE BANK	.0500	4/30/10	.050	275,000.00	275,000.00	275,000.00	4/30/08
185992	303	REG	LD0806223	FIRST FEDERAL BANK OF THE MIDWEST	.0500	4/30/10	.050	400,000.00	400,000.00	400,000.00	4/30/08
185993	303	REG	LD0806231	FIRST CITIZENS NATIONAL BANK	.0500	4/30/10	.050	370,346.64	370,346.64	370,346.64	4/30/08
185994	303	REG	LD0806249	FARMERS & MERCHANTS STATE BANK	.0500	4/30/10	.050	100,000.00	100,000.00	100,000.00	4/30/08
185996	303	REG	LD0806256	FARMERS & MERCHANTS STATE BANK	.0500	4/30/10	.050	400,000.00	400,000.00	400,000.00	4/30/08
186004	303	REG	LD0806264	COMMERCE NATIONAL BANK	.0500	4/30/10	.050	400,000.00	400,000.00	400,000.00	4/30/08
								125,106,149.30	125,106,149.30	125,106,149.30	
183286	303	REG	LD08B0828	FIFTH THIRD BANK	4.1400	5/07/08	4.140	5,000,000.00	5,000,000.00	5,000,000.00	11/07/07
183287	303	REG	LD08B0836	FIRSTMERIT BANK, NA	4.1400	5/07/08	4.140	5,000,000.00	5,000,000.00	5,000,000.00	11/07/07
183288	303	REG	LD08B0844	NATIONWIDE BANK	4.1600	5/07/08	4.160	5,000,000.00	5,000,000.00	5,000,000.00	11/07/07
183289	303	REG	LD08B0851	NORTH SIDE BANK & TRUST	4.1250	5/07/08	4.125	900,000.00	900,000.00	900,000.00	11/07/07
183290	303	REG	LD08B0869	ANDOVER BANK	4.1500	5/07/08	4.150	4,600,000.00	4,600,000.00	4,600,000.00	11/07/07
183291	303	REG	LD08B0877	CITIZENS NATIONAL OF BLUFFTON	4.1400	5/07/08	4.140	2,500,000.00	2,500,000.00	2,500,000.00	11/07/07
183292	303	REG	LD08B0885	GREENVILLE FEDERAL S&L ASSOC.	4.1290	5/07/08	4.129	2,000,000.00	2,000,000.00	2,000,000.00	11/07/07
183293	303	REG	LD08B0893	FARMERS CITIZENS BANK	4.1500	5/07/08	4.150	1,000,000.00	1,000,000.00	1,000,000.00	11/07/07
183294	303	REG	LD08B0901	FARMERS CITIZENS BANK	4.1410	5/07/08	4.141	1,000,000.00	1,000,000.00	1,000,000.00	11/07/07
183295	303	REG	LD08B0919	PEOPLES BANK, N.A.	4.1510	5/07/08	4.151	5,000,000.00	5,000,000.00	5,000,000.00	11/07/07
183296	303	REG	LD08B0927	HEARTLAND BANK	4.1500	5/07/08	4.150	5,000,000.00	5,000,000.00	5,000,000.00	11/07/07
183297	303	REG	LD08B0935	FIRST PLACE BANK	4.1500	5/07/08	4.150	5,000,000.00	5,000,000.00	5,000,000.00	11/07/07
183299	303	REG	LD08B0943	U.S. BANK, N.A.	4.1380	5/07/08	4.138	5,000,000.00	5,000,000.00	5,000,000.00	11/07/07
183300	303	REG	LD08B0950	CF BANK	4.2000	5/07/08	4.200	2,000,000.00	2,000,000.00	2,000,000.00	11/07/07
183301	303	REG	LD08B0968	LAKE NATIONAL BANK	4.1510	5/07/08	4.151	1,000,000.00	1,000,000.00	1,000,000.00	11/07/07
183759	303	REG	LD08B0976	FIRSTMERIT BANK, NA	3.3180	6/04/08	3.318	5,000,000.00	5,000,000.00	5,000,000.00	12/05/07
183760	303	REG	LD08B0984	FIFTH THIRD BANK	3.3300	6/04/08	3.330	5,000,000.00	5,000,000.00	5,000,000.00	12/05/07
183761	303	REG	LD08B0992	HENRY COUNTY BANK	3.3640	6/04/08	3.364	5,000,000.00	5,000,000.00	5,000,000.00	12/05/07

PGM: INVS_MONTHEND_INVENTORY
 SOURCE: VisualQED
 MODRL: INVENTORY
 BASIS: SETTLEMENT
 AS-OF: 4/30/08

RICHARD CORDRAY
 TREASDRER, STATE OF OHIO

INVESTMENT INVENTORY
 SETTLED POSITIONS AS OF: 4/30/08

INVST#	FUND	GROUP	CUSIP	DESCRIPTION	RATE	MATURITY	YIELD	PAR AMOUNT	BOOK-VALUE	US\$-MARKET	1ST-PUR
183763	303	REG	LD08B1016	CITIZENS NATIONAL OF BLUFFTON	3.3500	6/04/08	3.350	2,500,000.00	2,500,000.00	2,500,000.00	12/05/07
183764	303	REG	LD08B1024	CITIZENS NATIONAL OF BLUFFTON	3.3300	6/04/08	3.330	2,500,000.00	2,500,000.00	2,500,000.00	12/05/07
183765	303	REG	LD08B1032	OLD FORT BANKING COMPANY	3.4410	6/04/08	3.441	5,000,000.00	5,000,000.00	5,000,000.00	12/05/07
183767	303	REG	LD08B1040	UNION BANK COMPANY	3.3150	6/04/08	3.315	1,200,000.00	1,200,000.00	1,200,000.00	12/05/07
183768	303	REG	LD08B1057	FARMERS CITIZENS BANK	3.3230	6/04/08	3.323	500,000.00	500,000.00	500,000.00	12/05/07
183769	303	REG	LD08B1065	ANTWERP EXCHANGE BANK COMPANY	3.3510	6/04/08	3.351	1,000,000.00	1,000,000.00	1,000,000.00	12/05/07
183770	303	REG	LD08B1073	FIRST BREMEN BANK	3.3200	6/04/08	3.320	4,000,000.00	4,000,000.00	4,000,000.00	12/05/07
183771	303	REG	LD08B1081	HEARTLAND BANK	3.3500	6/04/08	3.350	5,000,000.00	5,000,000.00	5,000,000.00	12/05/07
183772	303	REG	LD08B1099	FIRST PLACE BANK	3.3180	6/04/08	3.318	5,000,000.00	5,000,000.00	5,000,000.00	12/05/07
183774	303	REG	LD08B1107	U.S. BANK, N.A.	3.3300	6/04/08	3.330	5,000,000.00	5,000,000.00	5,000,000.00	12/05/07
183775	303	REG	LD08B1115	CF BANK	3.3400	6/04/08	3.340	100,000.00	100,000.00	100,000.00	12/05/07
183776	303	REG	LD08B1123	CF BANK	3.3300	6/04/08	3.330	700,000.00	700,000.00	700,000.00	12/05/07
183762	303	REG	LS08B1005	ANDOVER BANK	3.3900	6/04/08	3.390	2,500,000.00	2,500,000.00	2,500,000.00	12/05/07
184243	303	REG	LD08B1131	FIRSTMERIT BANK, NA	3.7900	7/02/08	3.790	5,000,000.00	5,000,000.00	5,000,000.00	1/09/08
184244	303	REG	LD08B1149	NATIONWIDE BANK	3.8500	7/02/08	3.850	5,000,000.00	5,000,000.00	5,000,000.00	1/09/08
184246	303	REG	LD08B1156	NORTH SIDE BANK & TRUST	3.7750	7/02/08	3.775	5,000,000.00	5,000,000.00	5,000,000.00	1/09/08
184247	303	REG	LD08B1164	ANDOVER BANK	3.8230	7/02/08	3.823	4,000,000.00	4,000,000.00	4,000,000.00	1/09/08
184248	303	REG	LD08B1172	FIRST-KNOX NATIONAL BANK	3.7750	7/02/08	3.775	100,000.00	100,000.00	100,000.00	1/09/08
184249	303	REG	LD08B1180	OLD FORT BANKING COMPANY	3.8910	7/02/08	3.891	5,000,000.00	5,000,000.00	5,000,000.00	1/09/08
184250	303	REG	LD08B1198	UNION BANK COMPANY	3.8510	7/02/08	3.851	5,000,000.00	5,000,000.00	5,000,000.00	1/09/08
184251	303	REG	LD08B1206	GREENVILLE FEDERAL S&L ASSOC.	3.8090	7/02/08	3.809	1,900,000.00	1,900,000.00	1,900,000.00	1/09/08
184252	303	REG	LD08B1214	FARMERS CITIZENS BANK	3.8000	7/02/08	3.800	500,000.00	500,000.00	500,000.00	1/09/08
184253	303	REG	LD08B1222	PEOPLES BANK, N.A.	3.8510	7/02/08	3.851	5,000,000.00	5,000,000.00	5,000,000.00	1/09/08
184255	303	REG	LD08B1230	HEARTLAND BANK	3.7800	7/02/08	3.780	3,000,000.00	3,000,000.00	3,000,000.00	1/09/08
184256	303	REG	LD08B1248	FIRST PLACE BANK	3.9080	7/02/08	3.908	5,000,000.00	5,000,000.00	5,000,000.00	1/09/08
184257	303	REG	LD08B1255	OSGOOD STATE BANK	3.7750	7/02/08	3.775	500,000.00	500,000.00	500,000.00	1/09/08
184258	303	REG	LD08B1263	U.S. BANK, N.A.	3.9000	7/02/08	3.900	5,000,000.00	5,000,000.00	5,000,000.00	1/09/08
184605	303	REG	LD08B1271	FIFTH THIRD BANK	2.5800	8/06/08	2.580	5,000,000.00	5,000,000.00	5,000,000.00	2/06/08
184606	303	REG	LD08B1289	NATIONWIDE BANK	2.6100	8/06/08	2.610	5,000,000.00	5,000,000.00	5,000,000.00	2/06/08
184607	303	REG	LD08B1297	NORTH SIDE BANK & TRUST	2.6000	8/06/08	2.600	5,000,000.00	5,000,000.00	5,000,000.00	2/06/08
184608	303	REG	LD08B1305	OLD FORT BANKING COMPANY	2.5660	8/06/08	2.566	1,500,000.00	1,500,000.00	1,500,000.00	2/06/08
184609	303	REG	LD08B1313	UNION BANK COMPANY	2.7550	8/06/08	2.755	5,000,000.00	5,000,000.00	5,000,000.00	2/06/08
184610	303	REG	LD08B1321	GREENVILLE FEDERAL S&L ASSOC.	2.6910	8/06/08	2.691	3,000,000.00	3,000,000.00	3,000,000.00	2/06/08
184612	303	REG	LD08B1339	FARMERS CITIZENS BANK	2.5920	8/06/08	2.592	500,000.00	500,000.00	500,000.00	2/06/08
184613	303	REG	LD08B1347	LIBERTY NATIONAL BANK	2.5800	8/06/08	2.580	2,000,000.00	2,000,000.00	2,000,000.00	2/06/08
184614	303	REG	LD08B1354	WESTERN RESERVE BANK	2.6000	8/06/08	2.600	3,000,000.00	3,000,000.00	3,000,000.00	2/06/08
184615	303	REG	LD08B1362	ANTWERP EXCHANGE BANK COMPANY	2.6510	8/06/08	2.651	1,000,000.00	1,000,000.00	1,000,000.00	2/06/08
184616	303	REG	LD08B1370	PEOPLES BANK, N.A.	2.6750	8/06/08	2.675	5,000,000.00	5,000,000.00	5,000,000.00	2/06/08
184617	303	REG	LD08B1388	FIRST PLACE BANK	3.3480	8/06/08	3.348	5,000,000.00	5,000,000.00	5,000,000.00	2/06/08

PGM: INVS MONTHEND_INVENTORY
 SOURCE: VisualQED
 MODEL: INVENTORY
 BASIS: SETTLEMENT
 AS-OF: 4/30/08

RICHARD CORDRAY
 TREASURER, STATE OF OHIO

INVESTMENT INVENTORY
 SETTLED POSITIONS AS OF: 4/30/08

INVST#	FUND	GROUP	CUSIP	DESCRIPTION	RATE	MATURITY	YIELD	PAR AMOUNT	BOOK-VALUE	US\$-MARKET	1ST-PUR
184618	303	REG	LD08B1396	MAINSOURCE BANK	2.5800	8/06/08	2.580	2,000,000.00	2,000,000.00	2,000,000.00	2/06/08
184619	303	REG	LD08B1404	U.S. BANK, N.A.	2.7250	8/06/08	2.725	5,000,000.00	5,000,000.00	5,000,000.00	2/06/08
184620	303	REG	LD08B1412	LAKE NATIONAL BANK	2.6510	8/06/08	2.651	2,000,000.00	2,000,000.00	2,000,000.00	2/06/08
184938	303	REG	LD08B1420	HUNTINGTON NATIONAL BANK, NA	2.4300	9/03/08	2.430	5,000,000.00	5,000,000.00	5,000,000.00	3/05/08
184939	303	REG	LD08B1438	HENRY COUNTY BANK	2.4210	9/03/08	2.421	4,000,000.00	4,000,000.00	4,000,000.00	3/05/08
184940	303	REG	LD08B1446	FIRSTMERIT BANK, NA	2.4100	9/03/08	2.410	2,000,000.00	2,000,000.00	2,000,000.00	3/05/08
184941	303	REG	LD08B1453	NATIONWIDE BANK	2.5500	9/03/08	2.550	5,000,000.00	5,000,000.00	5,000,000.00	3/05/08
184942	303	REG	LD08B1461	ANDOVER BANK	2.4380	9/03/08	2.438	2,500,000.00	2,500,000.00	2,500,000.00	3/05/08
184943	303	REG	LD08B1479	OLD FORT BANKING COMPANY	2.5110	9/03/08	2.511	5,000,000.00	5,000,000.00	5,000,000.00	3/05/08
184944	303	REG	LD08B1487	CITIZENS NATIONAL BANK, SW OHIO	2.4500	9/03/08	2.450	600,000.00	600,000.00	600,000.00	3/05/08
184945	303	REG	LD08B1495	CITIZENS NATIONAL BANK, SW OHIO	2.4500	9/03/08	2.450	400,000.00	400,000.00	400,000.00	3/05/08
184946	303	REG	LD08B1503	UNION BANK COMPANY	2.4170	9/03/08	2.417	5,000,000.00	5,000,000.00	5,000,000.00	3/05/08
184947	303	REG	LD08B1511	GREENVILLE FEDERAL S&L ASSOC.	2.5110	9/03/08	2.511	3,000,000.00	3,000,000.00	3,000,000.00	3/05/08
184948	303	REG	LD08B1529	FARMERS CITIZENS BANK	2.6030	9/03/08	2.603	1,000,000.00	1,000,000.00	1,000,000.00	3/05/08
184949	303	REG	LD08B1537	FARMERS CITIZENS BANK	2.5380	9/03/08	2.538	1,000,000.00	1,000,000.00	1,000,000.00	3/05/08
184950	303	REG	LD08B1545	PEOPLES BANK, N.A.	2.4600	9/03/08	2.460	5,000,000.00	5,000,000.00	5,000,000.00	3/05/08
184951	303	REG	LD08B1552	FIRST PLACE BANK	2.4230	9/03/08	2.423	5,000,000.00	5,000,000.00	5,000,000.00	3/05/08
184952	303	REG	LD08B1560	OSGOOD STATE BANK	2.4560	9/03/08	2.456	500,000.00	500,000.00	500,000.00	3/05/08
184953	303	REG	LD08B1578	U.S. BANK, N.A.	2.4280	9/03/08	2.428	5,000,000.00	5,000,000.00	5,000,000.00	3/05/08
185361	303	REG	LD08B1628	HUNTINGTON NATIONAL BANK, NA	2.2500	10/08/08	2.250	5,000,000.00	5,000,000.00	5,000,000.00	4/02/08
185362	303	REG	LD08B1636	HENRY COUNTY BANK	1.9100	10/08/08	1.910	1,000,000.00	1,000,000.00	1,000,000.00	4/02/08
185363	303	REG	LD08B1644	HENRY COUNTY BANK	1.9100	10/08/08	1.910	4,000,000.00	4,000,000.00	4,000,000.00	4/02/08
185364	303	REG	LD08B1651	FIRSTMERIT BANK, NA	1.9500	10/08/08	1.950	5,000,000.00	5,000,000.00	5,000,000.00	4/02/08
185365	303	REG	LD08B1669	NATIONWIDE BANK	1.9600	10/08/08	1.960	5,000,000.00	5,000,000.00	5,000,000.00	4/02/08
185366	303	REG	LD08B1677	ANDOVER BANK	1.9020	10/08/08	1.902	2,500,000.00	2,500,000.00	2,500,000.00	4/02/08
185367	303	REG	LD08B1685	OLD FORT BANKING COMPANY	1.9800	10/08/08	1.980	5,000,000.00	5,000,000.00	5,000,000.00	4/02/08
185368	303	REG	LD08B1693	CITIZENS NATIONAL BANK, SW OHIO	1.9800	10/08/08	1.980	1,200,000.00	1,200,000.00	1,200,000.00	4/02/08
185369	303	REG	LD08B1701	UNION BANK COMPANY	1.9460	10/08/08	1.946	5,000,000.00	5,000,000.00	5,000,000.00	4/02/08
185370	303	REG	LD08B1719	GREENVILLE FEDERAL S&L ASSOC.	1.9190	10/08/08	1.919	2,000,000.00	2,000,000.00	2,000,000.00	4/02/08
185371	303	REG	LD08B1727	ARLINGTON BANK	1.9500	10/08/08	1.950	1,000,000.00	1,000,000.00	1,000,000.00	4/02/08
185372	303	REG	LD08B1735	ARLINGTON BANK	1.9000	10/08/08	1.900	600,000.00	600,000.00	600,000.00	4/02/08
185373	303	REG	LD08B1743	FARMERS CITIZENS BANK	2.1780	10/08/08	2.178	500,000.00	500,000.00	500,000.00	4/02/08
185374	303	REG	LD08B1750	FARMERS CITIZENS BANK	2.0570	10/08/08	2.057	500,000.00	500,000.00	500,000.00	4/02/08
185375	303	REG	LD08B1768	FARMERS CITIZENS BANK	2.0030	10/08/08	2.003	500,000.00	500,000.00	500,000.00	4/02/08
185376	303	REG	LD08B1776	FARMERS CITIZENS BANK	1.9020	10/08/08	1.902	500,000.00	500,000.00	500,000.00	4/02/08
185379	303	REG	LD08B1784	ANTWERP EXCHANGE BANK COMPANY	1.9110	10/08/08	1.911	500,000.00	500,000.00	500,000.00	4/02/08
185382	303	REG	LD08B1792	MAINSOURCE BANK	1.9500	10/08/08	1.950	3,700,000.00	3,700,000.00	3,700,000.00	4/02/08
185383	303	REG	LD08B1800	FIRST PLACE BANK	1.9880	10/08/08	1.988	5,000,000.00	5,000,000.00	5,000,000.00	4/02/08
185384	303	REG	LD08B1818	CF BANK	1.9600	10/08/08	1.960	500,000.00	500,000.00	500,000.00	4/02/08

PGM: INVS MONTHEND_INVENTORY
 SOURCE: VisualQED
 MODEL: INVENTORY
 BASIS: SETTLEMENT
 AS-OF: 4/30/08

RICHARD CORDRAY
 TREASURER, STATE OF OHIO

INVESTMENT INVENTORY
 SETTLED POSITIONS AS OF: 4/30/08

INVT#	FUND	GROUP	CUSIP	DESCRIPTION	RATE	MATURITY	YIELD	FAR AMOUNT	BOOK-VALUE	US\$-MARKET	1ST-PUR
185385	303	REG	LD08B1826	LAKE NATIONAL BANK	1.9190	10/08/08	1.919	1,000,000.00	1,000,000.00	1,000,000.00	4/02/08
								300,000,000.00	300,000,000.00	300,000,000.00	
182623	303	REG	LD0800556	FIRST NATIONAL BANK OF PANDORA	1.2500	9/25/09	1.246	32,999.52	32,999.52	32,999.52	9/25/07
182871	303	REG	LD0800721	FIRST FEDERAL BANK OF THE MIDWEST	1.2500	10/09/09	1.243	46,329.79	46,329.79	46,329.79	10/12/07
182895	303	REG	LD0800770	FIRST FEDERAL BANK OF THE MIDWEST	1.2500	10/16/09	1.245	191,058.35	191,058.35	191,058.35	10/16/07
182924	303	REG	LD0800887	FIRST FEDERAL BANK OF THE MIDWEST	1.2500	10/16/09	1.245	167,913.17	167,913.17	167,913.17	10/17/07
182946	303	REG	LD0800986	FIRST FEDERAL BANK OF THE MIDWEST	1.2500	10/19/09	1.245	81,365.99	81,365.99	81,365.99	10/19/07
183014	303	REG	LD0801109	FIFTH THIRD BANK	1.2500	10/26/09	1.245	90,340.37	90,340.37	90,340.37	10/26/07
183035	303	REG	LD0801141	FIRST FEDERAL BANK OF THE MIDWEST	1.2500	10/30/09	1.246	83,408.61	83,408.61	83,408.61	10/30/07
183045	303	REG	LD0801174	FIRST NATIONAL BANK OF PANDORA	1.2500	10/30/09	1.246	66,167.25	66,167.25	66,167.25	10/30/07
184107	303	REG	LD0801257	HOME SAVINGS & LOAN CO YOUNGSTWN	1.0000	11/05/09	1.000	61,923.73	61,923.73	61,923.73	11/05/07
183330	303	REG	LD0801406	FIRST FEDERAL BANK OF THE MIDWEST	1.0000	11/06/09	1.000	17,377.00	17,377.00	17,377.00	11/07/07
183346	303	REG	LD0801422	HUNTINGTON NATIONAL BANK, NA	1.0000	11/06/09	1.000	167,177.37	167,177.37	167,177.37	11/07/07
183513	303	REG	LD0801562	CITIZENS NATIONAL OF BLUFFTON	1.0000	11/16/09	1.000	40,511.00	40,511.00	40,511.00	11/16/07
183585	303	REG	LD0801869	FIFTH THIRD BANK	1.0000	11/20/09	1.000	81,954.00	81,954.00	81,954.00	11/21/07
183586	303	REG	LD0801877	FIFTH THIRD BANK	1.0000	11/20/09	1.000	74,730.00	74,730.00	74,730.00	11/21/07
183587	303	REG	LD0801885	FIFTH THIRD BANK	1.0000	11/20/09	1.000	115,764.22	115,764.22	115,764.22	11/21/07
183588	303	REG	LD0801893	FIFTH THIRD BANK	1.0000	11/20/09	1.000	363,369.00	363,369.00	363,369.00	11/21/07
183703	303	REG	LD0802016	FIRST CITIZENS NATIONAL BANK	1.0000	11/25/09	1.000	90,000.00	90,000.00	90,000.00	11/29/07
183704	303	REG	LD0802024	HOME SAVINGS & LOAN CO YOUNGSTWN	1.0000	11/25/09	1.000	94,690.65	94,690.65	94,690.65	11/29/07
183716	303	REG	LD0801851	FIFTH THIRD BANK	1.0000	11/30/09	1.000	117,000.00	117,000.00	117,000.00	11/30/07
183755	303	REG	LD0802149	FIFTH THIRD BANK	1.0000	12/04/09	1.000	145,402.91	145,402.91	145,402.91	12/04/07
183789	303	REG	LD0802198	FIRST FEDERAL BANK OF THE MIDWEST	1.0000	12/04/09	1.000	26,840.03	26,840.03	26,840.03	12/05/07
183814	303	REG	LD0802248	RICHLAND TRUST COMPANY	1.0000	12/04/09	1.000	226,256.91	226,256.91	226,256.91	12/06/07
183826	303	REG	LD0802263	FIRST NATIONAL BANK OF PANDORA	1.0000	12/07/09	1.000	19,436.24	19,436.24	19,436.24	12/07/07
183827	303	REG	LD0802271	FIRST NATIONAL BANK OF PANDORA	1.0000	12/07/09	1.000	31,836.87	31,836.87	31,836.87	12/07/07
183911	303	REG	LD0802453	COMMERCIAL SAVINGS BANK, UPPER S	1.0000	12/14/09	1.000	10,872.34	10,872.34	10,872.34	12/14/07
183983	303	REG	LD0802560	FIRST NATIONAL BANK OF PANDORA	.7500	12/18/09	.750	59,350.00	59,350.00	59,350.00	12/18/07
184066	303	REG	LD0802743	CITIZENS NATIONAL OF BLUFFTON	.7500	12/24/09	.750	41,918.14	41,918.14	41,918.14	12/27/07
184067	303	REG	LD0802750	CITIZENS NATIONAL OF BLUFFTON	.7500	12/24/09	.750	83,556.22	83,556.22	83,556.22	12/27/07
184056	303	REG	LD0802735	FIRST FEDERAL BANK OF THE MIDWEST	.7500	12/28/09	.750	125,000.00	125,000.00	125,000.00	12/28/07
184170	303	REG	LD0802891	FIRST NATIONAL BANK OF PANDORA	.7500	1/04/10	.750	20,000.00	20,000.00	20,000.00	1/04/08
184192	303	REG	LD0802909	UNION BANK COMPANY	.7500	1/07/10	.748	76,187.13	76,187.13	76,187.13	1/07/08
184208	303	REG	LD0802917	FIRST FEDERAL BANK OF THE MIDWEST	.7500	1/08/10	.748	6,387.00	6,387.00	6,387.00	1/08/08
184455	303	REG	LD0803253	FIRST NATIONAL BANK OF PANDORA	.7500	1/22/10	.750	13,000.00	13,000.00	13,000.00	1/24/08
184499	303	REG	LD0803394	UNION BANK COMPANY	.7500	1/29/10	.750	71,966.14	71,966.14	71,966.14	1/29/08
184500	303	REG	LD0803402	UNION BANK COMPANY	.7500	1/29/10	.750	57,497.06	57,497.06	57,497.06	1/29/08
								2,999,587.01	2,999,587.01	2,999,587.01	

PGM: INVS_MONTHEND_INVENTORY
 SOURCE: VisualQED
 MODEL: INVENTORY
 BASIS: SETTLEMENT
 AS-OF: 4/30/08

RICHARD CORDRAY
 TREASURER, STATE OF OHIO

INVESTMENT INVENTORY
 SETTLED POSITIONS AS OF: 4/30/08

INVT#	FUND	GROUP	CUSIP	DESCRIPTION	RATE	MATURITY	YIELD	PAR AMOUNT	BOOK-VALUE	US\$-MARKET	1ST-PUR
185508	303	REG	AG0800023	FIRST FEDERAL BANK OF THE MIDWEST	.0200	4/09/09	.020	200,000.00	200,000.00	200,000.00	4/09/08
185509	303	REG	AG0800031	FARMERS SAVINGS BANK	.0200	4/09/09	.020	370,000.00	370,000.00	370,000.00	4/09/08
185510	303	REG	AG0800049	RICHWOOD BANKING CO.	.0200	4/09/09	.020	544,000.00	544,000.00	544,000.00	4/09/08
185511	303	REG	AG0800056	MINSTER BANK	.0200	4/09/09	.020	425,000.00	425,000.00	425,000.00	4/09/08
185512	303	REG	AG0800064	CITIZENS NATIONAL OF BLUFFTON	.0200	4/09/09	.020	4,040,000.00	4,040,000.00	4,040,000.00	4/09/08
185514	303	REG	AG0800072	FORT JENNINGS STATE BANK	.0200	4/09/09	.020	625,000.00	625,000.00	625,000.00	4/09/08
185515	303	REG	AG0800080	FARMERS CITIZENS BANK	.0200	4/09/09	.020	370,785.00	370,785.00	370,785.00	4/09/08
185516	303	REG	AG0800098	DELAWARE COUNTY BANK & TRUST CO.	.0200	4/09/09	.020	755,000.00	755,000.00	755,000.00	4/09/08
185522	303	REG	AG0800106	CROGHAN COLONIAL BANK	.0200	4/09/09	.020	300,000.00	300,000.00	300,000.00	4/09/08
185523	303	REG	AG0800114	OHIO STATE BANK	.0200	4/09/09	.020	530,000.00	530,000.00	530,000.00	4/09/08
185540	303	REG	AG0800122	FIRST FEDERAL BANK OF THE MIDWEST	.0200	4/09/09	.020	2,720,500.00	2,720,500.00	2,720,500.00	4/09/08
185539	303	REG	AG0800130	METAMORA STATE BANK	.0200	4/09/09	.020	335,000.00	335,000.00	335,000.00	4/09/08
185541	303	REG	AG0800148	CITIZENS NATIONAL BANK OF URBANA	.0200	4/09/09	.020	88,000.00	88,000.00	88,000.00	4/10/08
185542	303	REG	AG0800155	CITIZENS BANK CO., BEVERLY	.0200	4/09/09	.020	75,000.00	75,000.00	75,000.00	4/10/08
185543	303	REG	AG0800163	VINTON COUNTY NATIONAL BANK	.0200	4/09/09	.020	140,137.00	140,137.00	140,137.00	4/10/08
185544	303	REG	AG0800171	SECOND NATIONAL BANK	.0200	4/09/09	.020	155,000.00	155,000.00	155,000.00	4/10/08
185545	303	REG	AG0800189	GENOA BANKING COMPANY	.0200	4/09/09	.020	100,000.00	100,000.00	100,000.00	4/10/08
185566	303	REG	AG0800197	FARMERS STATE BANK, NEW MADISON	.0200	4/09/09	.020	160,000.00	160,000.00	160,000.00	4/11/08
185569	303	REG	AG0800205	MERCHANTS NATIONAL BANK	.0200	4/09/09	.020	1,370,000.00	1,370,000.00	1,370,000.00	4/11/08
185571	303	REG	AG0800213	MERCHANTS NATIONAL BANK	.0200	4/09/09	.020	160,000.00	160,000.00	160,000.00	4/11/08
185641	303	REG	AG0800221	KINGSTON NATIONAL BANK	.0200	4/09/09	.020	1,769,828.00	1,769,828.00	1,769,828.00	4/14/08
185642	303	REG	AG0800239	MERCHANTS NATIONAL BANK	.0200	4/09/09	.020	235,000.00	235,000.00	235,000.00	4/14/08
185643	303	REG	AG0800247	HUNTINGTON NATIONAL BANK, NA	.0200	4/09/09	.020	1,395,000.00	1,395,000.00	1,395,000.00	4/14/08
185644	303	REG	AG0800254	HUNTINGTON NATIONAL BANK, NA	.0200	4/09/09	.020	200,000.00	200,000.00	200,000.00	4/14/08
185661	303	REG	AG0800262	U.S. BANK, N.A.	.0200	4/09/09	.020	100,000.00	100,000.00	100,000.00	4/15/08
185662	303	REG	AG0800270	CITIZENS BANKING CO., SANDUSKY	.0200	4/09/09	.020	305,000.00	305,000.00	305,000.00	4/15/08
185664	303	REG	AG0800288	OLD FORT BANKING COMPANY	.0200	4/09/09	.020	95,000.00	95,000.00	95,000.00	4/15/08
185665	303	REG	AG0800296	OLD FORT BANKING COMPANY	.0200	4/09/09	.020	100,000.00	100,000.00	100,000.00	4/15/08
185687	303	REG	AG0800304	CITIZENS BANK OF ASHVILLE	.0200	4/09/09	.020	300,000.00	300,000.00	300,000.00	4/16/08
185689	303	REG	AG0800312	CITIZENS NATIONAL BANK, CHILLICO	.0200	4/09/09	.020	85,000.00	85,000.00	85,000.00	4/16/08
185690	303	REG	AG0800320	HUNTINGTON NATIONAL BANK, NA	.0200	4/09/09	.020	415,000.00	415,000.00	415,000.00	4/16/08
185691	303	REG	AG0800338	HUNTINGTON NATIONAL BANK, NA	.0200	4/09/09	.020	525,000.00	525,000.00	525,000.00	4/16/08
185692	303	REG	AG0800346	HUNTINGTON NATIONAL BANK, NA	.0200	4/09/09	.020	1,457,625.00	1,457,625.00	1,457,625.00	4/16/08
185701	303	REG	AG0800353	CORTLAND SAVINGS & BANKING CO	.0200	4/09/09	.020	100,000.00	100,000.00	100,000.00	4/16/08
185697	303	REG	AG0800361	FIRST FEDERAL BANK OF THE MIDWEST	.0200	4/09/09	.020	1,895,000.00	1,895,000.00	1,895,000.00	4/16/08
185698	303	REG	AG0800379	U.S. BANK, N.A.	.0200	4/09/09	.020	100,000.00	100,000.00	100,000.00	4/16/08
185699	303	REG	AG0800387	SHERWOOD STATE BANK	.0200	4/09/09	.020	670,000.00	670,000.00	670,000.00	4/16/08
185700	303	REG	AG0800395	GENOA BANKING COMPANY	.0200	4/09/09	.020	90,000.00	90,000.00	90,000.00	4/16/08
185704	303	REG	AG0800403	STATE BANK & TRUST COMPANY	.0200	4/09/09	.020	2,040,225.00	2,040,225.00	2,040,225.00	4/16/08

PGM: INVS MONTHEND_INVENTORY
 SOURCE: VisualQED
 MODEL: INVENTORY
 BASIS: SETTLEMENT
 AS-OF: 4/30/08

RICHARD CORDRAY
 TREASURER, STATE OF OHIO

INVESTMENT INVENTORY
 SETTLED POSITIONS AS OF: 4/30/08

INVST#	FUND	GROUP	CUSIP	DESCRIPTION	RATE	MATURITY	YIELD	FAR AMOUNT	BOOK-VALUE	US\$-MARKET	1ST-PUR
185705	303	REG	AG0800411	COMMERCIAL SAVINGS BANK, UPPER S	.0200	4/09/09	.020	1,109,000.00	1,109,000.00	1,109,000.00	4/16/08
185716	303	REG	AG0800429	COMMUNITY FIRST BANK	.0200	4/09/09	.020	570,000.00	570,000.00	570,000.00	4/16/08
185717	303	REG	AG0800437	SECURITY NATIONAL BANK & TRUST	.0200	4/09/09	.020	1,934,200.00	1,934,200.00	1,934,200.00	4/16/08
185718	303	REG	AG0800445	SUTTON BANK	.0200	4/09/09	.020	715,000.00	715,000.00	715,000.00	4/16/08
185723	303	REG	AG0800452	FIRST-KNOX NATIONAL BANK	.0200	4/09/09	.020	155,000.00	155,000.00	155,000.00	4/17/08
185724	303	REG	AG0800460	LIBERTY NATIONAL BANK	.0200	4/09/09	.020	1,550,500.00	1,550,500.00	1,550,500.00	4/17/08
185725	303	REG	AG0800478	HAMLER STATE BANK	.0200	4/09/09	.020	365,000.00	365,000.00	365,000.00	4/17/08
185727	303	REG	AG0800486	HUNTINGTON NATIONAL BANK, NA	.0200	4/09/09	.020	1,357,000.00	1,357,000.00	1,357,000.00	4/17/08
185728	303	REG	AG0800494	HUNTINGTON NATIONAL BANK, NA	.0200	4/09/09	.020	1,095,000.00	1,095,000.00	1,095,000.00	4/17/08
185764	303	REG	AG0800502	FARMERS & MERCHANTS STATE BANK	.0200	4/09/09	.020	2,805,000.00	2,805,000.00	2,805,000.00	4/18/08
185765	303	REG	AG0800510	FIRST CITIZENS NATIONAL BANK	.0200	4/09/09	.020	750,000.00	750,000.00	750,000.00	4/18/08
185766	303	REG	AG0800528	HOME SAVINGS & LOAN COMPANY	.0200	4/09/09	.020	533,000.00	533,000.00	533,000.00	4/18/08
185796	303	REG	AG0800536	NATIONAL BANK & TRUST COMPANY	.0200	4/09/09	.020	1,001,000.00	1,001,000.00	1,001,000.00	4/21/08
185797	303	REG	AG0800544	CITIZENS BANKING CO., SANDUSKY	.0200	4/09/09	.020	100,000.00	100,000.00	100,000.00	4/21/08
185799	303	REG	AG0800569	HOME SAVINGS & LOAN COMPANY	.0200	4/09/09	.020	10,000.00	10,000.00	10,000.00	4/21/08
185820	303	REG	AG0800577	GENOA BANKING COMPANY	.0200	4/09/09	.020	100,000.00	100,000.00	100,000.00	4/22/08
185821	303	REG	AG0800585	FIRST-KNOX NATIONAL BANK	.0200	4/09/09	.020	170,000.00	170,000.00	170,000.00	4/22/08
185827	303	REG	AG0800593	WELLS FARGO BANK OHIO, NA	.0200	4/09/09	.020	1,681,000.00	1,681,000.00	1,681,000.00	4/22/08
185837	303	REG	AG0800601	RIPLEY FEDERAL SAVINGS BANK	.0200	4/09/09	.020	470,000.00	470,000.00	470,000.00	4/23/08
185838	303	REG	AG0800619	NATIONAL BANK OF OAK HARBOR	.0200	4/09/09	.020	360,000.00	360,000.00	360,000.00	4/23/08
185865	303	REG	AG0800627	FIRST FINANCIAL BANK, NA	.0200	4/09/09	.020	50,000.00	50,000.00	50,000.00	4/24/08
185866	303	REG	AG0800635	OLD NATIONAL BANK	.0200	4/09/09	.020	150,000.00	150,000.00	150,000.00	4/24/08
185868	303	REG	AG0800643	FIRST CITIZENS NATIONAL BANK	.0200	4/09/09	.020	300,000.00	300,000.00	300,000.00	4/24/08
185901	303	REG	AG0800650	NCB, FSE	.0200	4/09/09	.020	1,175,000.00	1,175,000.00	1,175,000.00	4/25/08
185931	303	REG	AG0800676	OLD NATIONAL BANK	.0200	4/09/09	.020	230,000.00	230,000.00	230,000.00	4/28/08
185932	303	REG	AG0800684	UNITED BANK N.A.	.0200	4/09/09	.020	100,000.00	100,000.00	100,000.00	4/28/08
185987	303	REG	AG0800692	UNION BANK COMPANY	.0200	4/09/09	.020	2,894,400.00	2,894,400.00	2,894,400.00	4/30/08
185988	303	REG	AG0800700	HUNTINGTON NATIONAL BANK, NA	.0200	4/09/09	.020	240,000.00	240,000.00	240,000.00	4/30/08
								47,311,200.00	47,311,200.00	47,311,200.00	
180572	303	REG	31331XVY5	KEYBANK, NA	1.0800	5/09/08	1.080	1.00	1.00	1.00	4/16/07
185530	303	REG	31331YD72	KEYBANK, NA	.0200	5/08/09	.020	70,000,000.00	70,000,000.00	70,000,000.00	4/09/08
								70,000,001.00	70,000,001.00	70,000,001.00	
								8,125,838,803.04	8,120,984,274.03	8,171,367,540.11	

PGM: INVS_MONTHEND_INVENTORY
 SOURCE: VisualQED
 MODEL: INVENTORY
 BASIS: SETTLEMENT
 AS-OF: 4/30/08

RICHARD CORDRAY
 TREASURER, STATE OF OHIO

INVESTMENT INVENTORY
 SETTLED POSITIONS AS OF: 4/30/08

INVST#	FUND	GROUP	CUSIP	DESCRIPTION	RATE	MATURITY	YIELD	PAR AMOUNT	BOOK-VALUE	US\$-MARKET	1ST-PUR
183066	295	TOB	3133XMUV1	FHLB DEBENTURE	4.3850	11/13/09	4.384	50,000,000.00	50,000,000.00	50,500,000.00	11/05/07
183067	295	TOB	3133XMUV1	FHLB DEBENTURE	4.3850	11/13/09	4.384	8,000,000.00	8,000,000.00	8,080,000.00	11/05/07
183068	295	TOB	3133XMUV1	FHLB DEBENTURE	4.3850	11/13/09	4.384	50,000,000.00	50,000,000.00	50,500,000.00	11/05/07
183069	295	TOB	3133XMUV1	FHLB DEBENTURE	4.3850	11/13/09	4.384	8,000,000.00	8,000,000.00	8,080,000.00	11/05/07
183070	295	TOB	3133XMUV1	FHLB DEBENTURE	4.3850	11/13/09	4.384	35,000,000.00	35,000,000.00	35,350,000.00	11/05/07
183071	295	TOB	3133XMUV1	FHLB DEBENTURE	4.3850	11/13/09	4.384	35,000,000.00	35,000,000.00	35,350,000.00	11/05/07
183072	296	TOB	3133XMUV1	FHLB DEBENTURE	4.3850	11/13/09	4.384	22,000,000.00	22,000,000.00	22,220,000.00	11/05/07
183073	296	TOB	3133XMUV1	FHLB DEBENTURE	4.3850	11/13/09	4.384	22,000,000.00	22,000,000.00	22,220,000.00	11/05/07
183689	295	TOB	3133XNJ80	FHLB DEBENTURE	5.0000	12/10/12	5.000	50,000,000.00	50,000,000.00	50,125,000.00	12/10/07
183690	295	TOB	3133XNJ80	FHLB DEBENTURE	5.0000	12/10/12	5.000	50,000,000.00	50,000,000.00	50,125,000.00	12/10/07
183691	295	TOB	3133XNJ80	FHLB DEBENTURE	5.0000	12/10/12	5.000	50,000,000.00	50,000,000.00	50,125,000.00	12/10/07
183692	295	TOB	3133XNJ80	FHLB DEBENTURE	5.0000	12/10/12	5.000	50,000,000.00	50,000,000.00	50,125,000.00	12/10/07
183693	295	TOB	3133XNJ80	FHLB DEBENTURE	5.0000	12/10/12	5.000	50,000,000.00	50,000,000.00	50,125,000.00	12/10/07
183694	295	TOB	3133XNJ80	FHLB DEBENTURE	5.0000	12/10/12	5.000	50,000,000.00	50,000,000.00	50,125,000.00	12/10/07
183695	295	TOB	3133XNJ80	FHLB DEBENTURE	5.0000	12/10/12	5.000	50,000,000.00	50,000,000.00	50,125,000.00	12/10/07
183696	295	TOB	3133XNJ80	FHLB DEBENTURE	5.0000	12/10/12	5.000	50,000,000.00	50,000,000.00	50,125,000.00	12/10/07
183687	296	TOB	3133XNJ80	FHLB DEBENTURE	5.0000	12/10/12	5.000	50,000,000.00	50,000,000.00	50,125,000.00	12/10/07
183688	296	TOB	3133XNJ80	FHLB DEBENTURE	5.0000	12/10/12	5.000	50,000,000.00	50,000,000.00	50,125,000.00	12/10/07
								730,000,000.00	730,000,000.00	733,550,000.00	
183074	295	TOB	3136F8WX9	FNMA DEBENTURE	4.3850	11/13/09	4.384	50,000,000.00	50,000,000.00	50,500,000.00	11/05/07
183075	295	TOB	3136F8WX9	FNMA DEBENTURE	4.3850	11/13/09	4.384	50,000,000.00	50,000,000.00	50,500,000.00	11/05/07
183076	295	TOB	3136F8WX9	FNMA DEBENTURE	4.3850	11/13/09	4.384	10,000,000.00	10,000,000.00	10,100,000.00	11/05/07
183077	295	TOB	3136F8WX9	FNMA DEBENTURE	4.3850	11/13/09	4.384	50,000,000.00	50,000,000.00	50,500,000.00	11/05/07
183078	295	TOB	3136F8WX9	FNMA DEBENTURE	4.3850	11/13/09	4.384	50,000,000.00	50,000,000.00	50,500,000.00	11/05/07
183079	295	TOB	3136F8WX9	FNMA DEBENTURE	4.3850	11/13/09	4.384	10,000,000.00	10,000,000.00	10,100,000.00	11/05/07
183081	295	TOB	3136F8WX9	FNMA DEBENTURE	4.3850	11/13/09	4.384	50,000,000.00	50,000,000.00	50,500,000.00	11/05/07
183082	295	TOB	3136F8WX9	FNMA DEBENTURE	4.3850	11/13/09	4.384	16,000,000.00	16,000,000.00	16,160,000.00	11/05/07
183083	295	TOB	3136F8WX9	FNMA DEBENTURE	4.3850	11/13/09	4.384	50,000,000.00	50,000,000.00	50,500,000.00	11/05/07
183084	295	TOB	3136F8WX9	FNMA DEBENTURE	4.3850	11/13/09	4.384	16,000,000.00	16,000,000.00	16,160,000.00	11/05/07
183085	296	TOB	3136F8WX9	FNMA DEBENTURE	4.3850	11/13/09	4.384	44,000,000.00	44,000,000.00	44,440,000.00	11/05/07
183086	296	TOB	3136F8WX9	FNMA DEBENTURE	4.3850	11/13/09	4.384	44,000,000.00	44,000,000.00	44,440,000.00	11/05/07
183089	295	TOB	3136F8WG6	FNMA DEBENTURE	4.4670	3/05/10	4.467	12,000,000.00	12,000,000.00	12,135,000.00	11/06/07
183091	295	TOB	3136F8WG6	FNMA DEBENTURE	4.4670	3/05/10	4.467	50,000,000.00	50,000,000.00	50,562,500.00	11/06/07
183092	295	TOB	3136F8WG6	FNMA DEBENTURE	4.4670	3/05/10	4.467	22,000,000.00	22,000,000.00	22,247,500.00	11/06/07
183093	295	TOB	3136F8WG6	FNMA DEBENTURE	4.4670	3/05/10	4.467	50,000,000.00	50,000,000.00	50,562,500.00	11/06/07
183094	295	TOB	3136F8WG6	FNMA DEBENTURE	4.4670	3/05/10	4.467	23,000,000.00	23,000,000.00	23,258,750.00	11/06/07
183095	295	TOB	3136F8WG6	FNMA DEBENTURE	4.4670	3/05/10	4.467	50,000,000.00	50,000,000.00	50,562,500.00	11/06/07

PGM: INVS_MONTHEND_INVENTORY
 SOURCE: VisualQED
 MODEL: INVENTORY
 BASIS: SETTLEMENT
 AS-OF: 4/30/08

RICHARD CORDRAY
 TREASURER, STATE OF OHIO

INVESTMENT INVENTORY
 SETTLED POSITIONS AS OF: 4/30/08

INVT#	FUND	GROUP	CUSIP	DESCRIPTION	RATE	MATURITY	YIELD	PAR AMOUNT	BOOK-VALUE	USS-MARKET	1ST-PUR
183096	295	TOB	3136F8WG6	FNMA DEBENTURE	4.4670	3/05/10	4.467	23,000,000.00	23,000,000.00	23,258,750.00	11/06/07
183097	296	TOB	3136F8WG6	FNMA DEBENTURE	4.4670	3/05/10	4.467	45,800,000.00	45,800,000.00	46,315,250.00	11/06/07
183099	295	TOB	3136F8WH4	FNMA DEBENTURE	4.5200	6/07/10	4.520	50,000,000.00	50,000,000.00	50,609,500.00	11/07/07
183100	295	TOB	3136F8WH4	FNMA DEBENTURE	4.5200	6/07/10	4.520	50,000,000.00	50,000,000.00	50,609,500.00	11/07/07
183101	295	TOB	3136F8WH4	FNMA DEBENTURE	4.5200	6/07/10	4.520	28,000,000.00	28,000,000.00	28,341,320.00	11/07/07
183102	295	TOB	3136F8WH4	FNMA DEBENTURE	4.5200	6/07/10	4.520	50,000,000.00	50,000,000.00	50,609,500.00	11/07/07
183103	295	TOB	3136F8WH4	FNMA DEBENTURE	4.5200	6/07/10	4.520	50,000,000.00	50,000,000.00	50,609,500.00	11/07/07
183104	295	TOB	3136F8WH4	FNMA DEBENTURE	4.5200	6/07/10	4.520	28,000,000.00	28,000,000.00	28,341,320.00	11/07/07
183105	295	TOB	3136F8WH4	FNMA DEBENTURE	4.5200	6/07/10	4.520	50,000,000.00	50,000,000.00	50,609,500.00	11/07/07
183106	295	TOB	3136F8WH4	FNMA DEBENTURE	4.5200	6/07/10	4.520	26,000,000.00	26,000,000.00	26,316,940.00	11/07/07
183107	295	TOB	3136F8WH4	FNMA DEBENTURE	4.5200	6/07/10	4.520	50,000,000.00	50,000,000.00	50,609,500.00	11/07/07
183108	295	TOB	3136F8WH4	FNMA DEBENTURE	4.5200	6/07/10	4.520	26,000,000.00	26,000,000.00	26,316,940.00	11/07/07
183109	296	TOB	3136F8WH4	FNMA DEBENTURE	4.5200	6/07/10	4.520	1,000,000.00	1,000,000.00	1,012,190.00	11/07/07
183110	296	TOB	3136F8WH4	FNMA DEBENTURE	4.5200	6/07/10	4.520	50,000,000.00	50,000,000.00	50,609,500.00	11/07/07
183111	296	TOB	3136F8WH4	FNMA DEBENTURE	4.5200	6/07/10	4.520	1,000,000.00	1,000,000.00	1,012,190.00	11/07/07
183112	296	TOB	3136F8WH4	FNMA DEBENTURE	4.5200	6/07/10	4.520	10,000,000.00	10,000,000.00	10,115,600.00	11/08/07
183113	295	TOB	3136F8WJ0	FNMA DEBENTURE	4.6320	2/10/11	4.632	10,000,000.00	10,000,000.00	10,115,600.00	11/08/07
183114	295	TOB	3136F8WJ0	FNMA DEBENTURE	4.6320	2/10/11	4.632	6,000,000.00	6,000,000.00	6,069,360.00	11/08/07
183115	295	TOB	3136F8WJ0	FNMA DEBENTURE	4.6320	2/10/11	4.632	6,000,000.00	6,000,000.00	6,069,360.00	11/08/07
183116	295	TOB	3136F8WJ0	FNMA DEBENTURE	4.6320	2/10/11	4.632	44,000,000.00	44,000,000.00	44,495,000.00	11/08/07
183119	295	TOB	3136F8WK7	FNMA DEBENTURE	4.6750	5/06/11	4.675	44,000,000.00	44,000,000.00	44,495,000.00	11/08/07
183120	295	TOB	3136F8WK7	FNMA DEBENTURE	4.6750	5/06/11	4.675	26,000,000.00	26,000,000.00	26,292,500.00	11/08/07
183121	295	TOB	3136F8WK7	FNMA DEBENTURE	4.6750	5/06/11	4.675	26,000,000.00	26,000,000.00	26,292,500.00	11/08/07
183122	295	TOB	3136F8WK7	FNMA DEBENTURE	4.6750	5/06/11	4.675	17,000,000.00	17,000,000.00	17,191,250.00	11/08/07
183123	296	TOB	3136F8WK7	FNMA DEBENTURE	4.6750	5/06/11	4.675	18,000,000.00	18,000,000.00	18,202,500.00	11/08/07
183124	296	TOB	3136F8WK7	FNMA DEBENTURE	4.6750	5/06/11	4.675	44,000,000.00	44,000,000.00	44,563,640.00	11/08/07
183125	295	TOB	3136F8WL5	FNMA DEBENTURE	4.7120	8/10/11	4.712	44,000,000.00	44,000,000.00	44,563,640.00	11/08/07
183126	295	TOB	3136F8WL5	FNMA DEBENTURE	4.7120	8/10/11	4.712	26,000,000.00	26,000,000.00	26,333,060.00	11/08/07
183127	295	TOB	3136F8WL5	FNMA DEBENTURE	4.7120	8/10/11	4.712	26,000,000.00	26,000,000.00	26,333,060.00	11/08/07
183128	295	TOB	3136F8WL5	FNMA DEBENTURE	4.7120	8/10/11	4.712	18,000,000.00	18,000,000.00	18,230,580.00	11/08/07
183129	296	TOB	3136F8WL5	FNMA DEBENTURE	4.7120	8/10/11	4.712	17,000,000.00	17,000,000.00	17,217,770.00	11/08/07
183130	296	TOB	3136F8WL5	FNMA DEBENTURE	4.7120	8/10/11	4.712	31,000,000.00	31,000,000.00	31,949,530.00	11/08/07
183132	295	TOB	3136F8WM3	FNMA DEBENTURE	4.6000	11/10/11	4.600	31,000,000.00	31,000,000.00	31,949,530.00	11/08/07
183133	295	TOB	3136F8WM3	FNMA DEBENTURE	4.6000	11/10/11	4.600	19,000,000.00	19,000,000.00	19,581,970.00	11/08/07
183134	295	TOB	3136F8WM3	FNMA DEBENTURE	4.6000	11/10/11	4.600	19,000,000.00	19,000,000.00	19,581,970.00	11/08/07
183135	295	TOB	3136F8WM3	FNMA DEBENTURE	4.6000	11/10/11	4.600	12,000,000.00	12,000,000.00	12,367,560.00	11/08/07
183136	296	TOB	3136F8WM3	FNMA DEBENTURE	4.6000	11/10/11	4.600	13,000,000.00	13,000,000.00	13,398,190.00	11/08/07
183137	296	TOB	3136F8WM3	FNMA DEBENTURE	4.6000	11/10/11	4.600	50,000,000.00	50,000,000.00	50,703,000.00	11/09/07
183138	295	TOB	3136F8WN1	FNMA DEBENTURE	4.7630	11/10/11	4.763				

PGM: INVS_MONTHEND_INVENTORY
 SOURCE: VisualQED
 MODEL: INVENTORY
 BASIS: SETTLEMENT
 AS-OF: 4/30/08

RICHARD CORDRAY
 TREASURER, STATE OF OHIO

INVESTMENT INVENTORY
 SETTLED POSITIONS AS OF: 4/30/08

INVT#	FUND	GROUP	CUSIP	DESCRIPTION	RATE	MATURITY	YIELD	PAR AMOUNT	BOOK-VALUE	US\$-MARKET	1ST-PUR
183139	295	TOB	3136F8WN1	FNMA DEBENTURE	4.7630	11/10/11	4.763	50,000,000.00	50,000,000.00	50,703,000.00	11/09/07
183140	295	TOB	3136F8WN1	FNMA DEBENTURE	4.7630	11/10/11	4.763	30,000,000.00	30,000,000.00	30,421,800.00	11/09/07
183141	295	TOB	3136F8WN1	FNMA DEBENTURE	4.7630	11/10/11	4.763	30,000,000.00	30,000,000.00	30,421,800.00	11/09/07
183142	296	TOB	3136F8WN1	FNMA DEBENTURE	4.7630	11/10/11	4.763	20,000,000.00	20,000,000.00	20,281,200.00	11/09/07
183143	296	TOB	3136F8WN1	FNMA DEBENTURE	4.7630	11/10/11	4.763	20,000,000.00	20,000,000.00	20,281,200.00	11/09/07
183144	295	TOB	3136F8WP6	FNMA DEBENTURE	4.6530	2/09/12	4.653	33,000,000.00	33,000,000.00	34,031,250.00	11/09/07
183145	295	TOB	3136F8WP6	FNMA DEBENTURE	4.6530	2/09/12	4.653	33,000,000.00	33,000,000.00	34,031,250.00	11/09/07
183146	295	TOB	3136F8WP6	FNMA DEBENTURE	4.6530	2/09/12	4.653	19,000,000.00	19,000,000.00	19,593,750.00	11/09/07
183147	295	TOB	3136F8WP6	FNMA DEBENTURE	4.6530	2/09/12	4.653	19,000,000.00	19,000,000.00	19,593,750.00	11/09/07
183148	296	TOB	3136F8WP6	FNMA DEBENTURE	4.6530	2/09/12	4.653	13,000,000.00	13,000,000.00	13,406,250.00	11/09/07
183150	295	TOB	3136F8WQ4	FNMA DEBENTURE	4.8060	2/10/12	4.806	50,000,000.00	50,000,000.00	50,719,000.00	11/09/07
183151	295	TOB	3136F8WQ4	FNMA DEBENTURE	4.8060	2/10/12	4.806	50,000,000.00	50,000,000.00	50,719,000.00	11/09/07
183152	295	TOB	3136F8WQ4	FNMA DEBENTURE	4.8060	2/10/12	4.806	30,000,000.00	30,000,000.00	30,431,400.00	11/09/07
183153	295	TOB	3136F8WQ4	FNMA DEBENTURE	4.8060	2/10/12	4.806	30,000,000.00	30,000,000.00	30,431,400.00	11/09/07
183154	296	TOB	3136F8WQ4	FNMA DEBENTURE	4.8060	2/10/12	4.806	20,000,000.00	20,000,000.00	20,287,600.00	11/09/07
183155	296	TOB	3136F8WQ4	FNMA DEBENTURE	4.8060	2/10/12	4.806	20,000,000.00	20,000,000.00	20,287,600.00	11/09/07
183156	295	TOB	3136F8WR2	FNMA DEBENTURE	4.6930	5/09/12	4.693	36,000,000.00	36,000,000.00	37,125,000.00	11/13/07
183157	295	TOB	3136F8WR2	FNMA DEBENTURE	4.6930	5/09/12	4.693	36,000,000.00	36,000,000.00	37,125,000.00	11/13/07
183158	295	TOB	3136F8WR2	FNMA DEBENTURE	4.6930	5/09/12	4.693	22,000,000.00	22,000,000.00	22,687,500.00	11/13/07
183159	295	TOB	3136F8WR2	FNMA DEBENTURE	4.6930	5/09/12	4.693	22,000,000.00	22,000,000.00	22,687,500.00	11/13/07
183160	296	TOB	3136F8WR2	FNMA DEBENTURE	4.6930	5/09/12	4.693	15,000,000.00	15,000,000.00	15,468,750.00	11/13/07
183161	296	TOB	3136F8WR2	FNMA DEBENTURE	4.6930	5/09/12	4.693	14,000,000.00	14,000,000.00	14,437,500.00	11/13/07
183162	295	TOB	3136F8WS0	FNMA DEBENTURE	4.8360	5/10/12	4.836	50,000,000.00	50,000,000.00	50,719,000.00	11/13/07
183163	295	TOB	3136F8WS0	FNMA DEBENTURE	4.8360	5/10/12	4.836	50,000,000.00	50,000,000.00	50,719,000.00	11/13/07
183164	295	TOB	3136F8WS0	FNMA DEBENTURE	4.8360	5/10/12	4.836	30,000,000.00	30,000,000.00	30,431,400.00	11/13/07
183165	295	TOB	3136F8WS0	FNMA DEBENTURE	4.8360	5/10/12	4.836	30,000,000.00	30,000,000.00	30,431,400.00	11/13/07
183166	296	TOB	3136F8WS0	FNMA DEBENTURE	4.8360	5/10/12	4.836	20,000,000.00	20,000,000.00	20,287,600.00	11/13/07
183167	296	TOB	3136F8WS0	FNMA DEBENTURE	4.8360	5/10/12	4.836	20,000,000.00	20,000,000.00	20,287,600.00	11/13/07
183168	295	TOB	3136F8WT8	FNMA DEBENTURE	4.7330	8/13/12	4.733	37,000,000.00	37,000,000.00	38,167,720.00	11/13/07
183169	295	TOB	3136F8WT8	FNMA DEBENTURE	4.7330	8/13/12	4.733	37,000,000.00	37,000,000.00	38,167,720.00	11/13/07
183170	295	TOB	3136F8WT8	FNMA DEBENTURE	4.7330	8/13/12	4.733	21,000,000.00	21,000,000.00	21,662,760.00	11/13/07
183171	295	TOB	3136F8WT8	FNMA DEBENTURE	4.7330	8/13/12	4.733	21,000,000.00	21,000,000.00	21,662,760.00	11/13/07
183172	296	TOB	3136F8WT8	FNMA DEBENTURE	4.7330	8/13/12	4.733	14,000,000.00	14,000,000.00	14,441,840.00	11/13/07
183173	296	TOB	3136F8WT8	FNMA DEBENTURE	4.7330	8/13/12	4.733	15,000,000.00	15,000,000.00	15,473,400.00	11/13/07
183174	295	TOB	3136F8WU5	FNMA DEBENTURE	4.8650	8/14/12	4.865	50,000,000.00	50,000,000.00	50,750,000.00	11/14/07
183175	295	TOB	3136F8WU5	FNMA DEBENTURE	4.8650	8/14/12	4.865	50,000,000.00	50,000,000.00	50,750,000.00	11/14/07
183176	295	TOB	3136F8WU5	FNMA DEBENTURE	4.8650	8/14/12	4.865	30,000,000.00	30,000,000.00	30,450,000.00	11/14/07
183177	295	TOB	3136F8WU5	FNMA DEBENTURE	4.8650	8/14/12	4.865	30,000,000.00	30,000,000.00	30,450,000.00	11/14/07
183178	296	TOB	3136F8WU5	FNMA DEBENTURE	4.8650	8/14/12	4.865	20,000,000.00	20,000,000.00	20,300,000.00	11/14/07

PGM: INVS MONTHEND_INVENTORY
 SOURCE: VisualQED
 MODEL: INVENTORY
 BASIS: SETTLEMENT
 AS-OF: 4/30/08

RICHARD CORDRAY
 TREASURER, STATE OF OHIO

INVESTMENT INVENTORY
 SETTLED POSITIONS AS OF: 4/30/08

INVT#	FUND	GROUP	CUSIP	DESCRIPTION	RATE	MATURITY	YIELD	PAR AMOUNT	BOOK-VALUE	US\$-MARKET	1ST-PUR
183179	296	TOB	3136F8WU5	FNMA DEBENTURE	4.8650	8/14/12	4.865	20,000,000.00	20,000,000.00	20,300,000.00	11/14/07
183180	295	TOB	3136F8WY7	FNMA DEBENTURE	4.6480	11/15/12	4.648	50,000,000.00	50,000,000.00	51,937,500.00	11/14/07
183181	295	TOB	3136F8WY7	FNMA DEBENTURE	4.6480	11/15/12	4.648	13,000,000.00	13,000,000.00	13,503,750.00	11/14/07
183182	295	TOB	3136F8WY7	FNMA DEBENTURE	4.6480	11/15/12	4.648	50,000,000.00	50,000,000.00	51,937,500.00	11/14/07
183183	295	TOB	3136F8WY7	FNMA DEBENTURE	4.6480	11/15/12	4.648	13,000,000.00	13,000,000.00	13,503,750.00	11/14/07
183184	295	TOB	3136F8WY7	FNMA DEBENTURE	4.6480	11/15/12	4.648	37,000,000.00	37,000,000.00	38,433,750.00	11/14/07
183185	295	TOB	3136F8WY7	FNMA DEBENTURE	4.6480	11/15/12	4.648	37,000,000.00	37,000,000.00	38,433,750.00	11/14/07
183186	296	TOB	3136F8WY7	FNMA DEBENTURE	4.6480	11/15/12	4.648	25,000,000.00	25,000,000.00	25,968,750.00	11/14/07
183187	296	TOB	3136F8WY7	FNMA DEBENTURE	4.6480	11/15/12	4.648	25,000,000.00	25,000,000.00	25,968,750.00	11/14/07
183188	295	TOB	3136F8WV3	FNMA DEBENTURE	4.7800	11/16/12	4.780	50,000,000.00	50,000,000.00	51,594,000.00	11/15/07
183189	295	TOB	3136F8WV3	FNMA DEBENTURE	4.7800	11/16/12	4.780	50,000,000.00	50,000,000.00	51,594,000.00	11/15/07
183190	295	TOB	3136F8WV3	FNMA DEBENTURE	4.7800	11/16/12	4.780	50,000,000.00	50,000,000.00	51,594,000.00	11/15/07
183191	295	TOB	3136F8WV3	FNMA DEBENTURE	4.7800	11/16/12	4.780	50,000,000.00	50,000,000.00	51,594,000.00	11/15/07
183192	295	TOB	3136F8WV3	FNMA DEBENTURE	4.7800	11/16/12	4.780	50,000,000.00	50,000,000.00	51,594,000.00	11/15/07
183193	295	TOB	3136F8WV3	FNMA DEBENTURE	4.7800	11/16/12	4.780	10,000,000.00	10,000,000.00	10,318,800.00	11/15/07
183194	295	TOB	3136F8WV3	FNMA DEBENTURE	4.7800	11/16/12	4.780	50,000,000.00	50,000,000.00	51,594,000.00	11/15/07
183195	295	TOB	3136F8WV3	FNMA DEBENTURE	4.7800	11/16/12	4.780	10,000,000.00	10,000,000.00	10,318,800.00	11/15/07
183196	296	TOB	3136F8WV3	FNMA DEBENTURE	4.7800	11/16/12	4.780	40,000,000.00	40,000,000.00	41,275,200.00	11/15/07
183197	296	TOB	3136F8WV3	FNMA DEBENTURE	4.7800	11/16/12	4.780	40,000,000.00	40,000,000.00	41,275,200.00	11/15/07
								3,589,800,000.00	3,589,800,000.00	3,658,696,020.00	
183025	295	TOB	38141W273	GOLDMAN SACHS FIN SQ GOVT #465	2.4400			234.22	234.22	234.22	10/29/07
183026	295	TOB	60934N104	FEDERATED GOVT OBLIG FUND #005	2.2000			1,365.32	1,365.32	1,365.32	10/29/07
183027	296	TOB	60934N104	FEDERATED GOVT OBLIG FUND #005	2.2000			3,421.60	3,421.60	3,421.60	10/29/07
								5,021.14	5,021.14	5,021.14	
184687	295	TOB	STAR29519	STAR OHIO 71115	2.3500			1.43	1.43	1.43	2/11/08
183669	296	TOB	STAR29618	STAR OHIO 71106	2.3500			2,713,962.43	2,713,962.43	2,713,962.43	11/28/07
								2,713,963.86	2,713,963.86	2,713,963.86	
183375	295	TOB	BT08B0014	BTSFA CERTIFICATE OF DEPOSIT	4.5500	5/09/08	4.550	40,000,000.00	40,000,000.00	40,000,000.00	11/09/07
183378	295	TOB	BT08B0022	BTSFA CERTIFICATE OF DEPOSIT	4.5500	5/09/08	4.550	40,000,000.00	40,000,000.00	40,000,000.00	11/09/07
183420	295	TOB	BT08B0048	BTSFA CERTIFICATE OF DEPOSIT	4.5500	5/09/08	4.550	40,000,000.00	40,000,000.00	40,000,000.00	11/09/07
183404	295	TOB	BT08B0527	BTSFA CERTIFICATE OF DEPOSIT	4.5500	5/09/08	4.550	40,000,000.00	40,000,000.00	40,000,000.00	11/09/07
183380	295	TOB	BT08B0030	BTSFA CERTIFICATE OF DEPOSIT	4.3000	11/10/08	4.300	1,000,000.00	1,000,000.00	1,000,000.00	11/09/07
183447	295	TOB	BT08B0055	BTSFA CERTIFICATE OF DEPOSIT	4.3000	11/10/08	4.300	3,000,000.00	3,000,000.00	3,000,000.00	11/09/07

PGM: INVS_MONTHEND_INVENTORY
 SOURCE: VisualQED
 MODEL: INVENTORY
 BASIS: SETTLEMENT
 AS-OF: 4/30/08

RICHARD CORDRAY
 TREASURER, STATE OF OHIO

INVESTMENT INVENTORY
 SETTLED POSITIONS AS OF: 4/30/08

INVT#	FUND	GROUP	CUSIP	DESCRIPTION	RATE	MATURITY	YIELD	PAR AMOUNT	BOOK-VALUE	US\$-MARKET	1ST-PUR
183382	295	TOB	BT08B0063	BTSFA CERTIFICATE OF DEPOSIT	4.3500	11/10/08	4.350	5,000,000.00	5,000,000.00	5,000,000.00	11/09/07
183383	295	TOB	BT08B0097	BTSFA CERTIFICATE OF DEPOSIT	4.3000	11/10/08	4.300	500,000.00	500,000.00	500,000.00	11/09/07
183384	295	TOB	BT08B0105	BTSFA CERTIFICATE OF DEPOSIT	4.3500	11/10/08	4.350	5,000,000.00	5,000,000.00	5,000,000.00	11/09/07
183381	295	TOB	BT08B0147	BTSFA CERTIFICATE OF DEPOSIT	4.3000	11/10/08	4.300	500,000.00	500,000.00	500,000.00	11/09/07
183385	295	TOB	BT08B0188	BTSFA CERTIFICATE OF DEPOSIT	4.3000	11/10/08	4.300	500,000.00	500,000.00	500,000.00	11/09/07
183386	295	TOB	BT08B0204	BTSFA CERTIFICATE OF DEPOSIT	4.3500	11/10/08	4.350	5,000,000.00	5,000,000.00	5,000,000.00	11/09/07
183390	295	TOB	BT08B0220	BTSFA CERTIFICATE OF DEPOSIT	4.3000	11/10/08	4.300	500,000.00	500,000.00	500,000.00	11/09/07
183392	295	TOB	BT08B0238	BTSFA CERTIFICATE OF DEPOSIT	4.3000	11/10/08	4.300	500,000.00	500,000.00	500,000.00	11/09/07
183393	295	TOB	BT08B0253	BTSFA CERTIFICATE OF DEPOSIT	4.3500	11/10/08	4.350	5,000,000.00	5,000,000.00	5,000,000.00	11/09/07
183394	295	TOB	BT08B0261	BTSFA CERTIFICATE OF DEPOSIT	4.3000	11/10/08	4.300	500,000.00	500,000.00	500,000.00	11/09/07
183396	295	TOB	BT08B0295	BTSFA CERTIFICATE OF DEPOSIT	4.3000	11/10/08	4.300	1,000,000.00	1,000,000.00	1,000,000.00	11/09/07
183395	295	TOB	BT08B0345	BTSFA CERTIFICATE OF DEPOSIT	4.3000	11/10/08	4.300	500,000.00	500,000.00	500,000.00	11/09/07
183397	295	TOB	BT08B0352	BTSFA CERTIFICATE OF DEPOSIT	4.3000	11/10/08	4.300	1,500,000.00	1,500,000.00	1,500,000.00	11/09/07
183398	295	TOB	BT08B0360	BTSFA CERTIFICATE OF DEPOSIT	4.3000	11/10/08	4.300	1,000,000.00	1,000,000.00	1,000,000.00	11/09/07
183400	295	TOB	BT08B0386	BTSFA CERTIFICATE OF DEPOSIT	4.3000	11/10/08	4.300	1,000,000.00	1,000,000.00	1,000,000.00	11/09/07
183422	295	TOB	BT08B0402	BTSFA CERTIFICATE OF DEPOSIT	4.3000	11/10/08	4.300	500,000.00	500,000.00	500,000.00	11/09/07
183399	295	TOB	BT08B0469	BTSFA CERTIFICATE OF DEPOSIT	4.3000	11/10/08	4.300	1,000,000.00	1,000,000.00	1,000,000.00	11/09/07
183401	295	TOB	BT08B0477	BTSFA CERTIFICATE OF DEPOSIT	4.3500	11/10/08	4.350	5,000,000.00	5,000,000.00	5,000,000.00	11/09/07
183405	295	TOB	BT08B0485	BTSFA CERTIFICATE OF DEPOSIT	4.3000	11/10/08	4.300	500,000.00	500,000.00	500,000.00	11/09/07
183402	295	TOB	BT08B0493	BTSFA CERTIFICATE OF DEPOSIT	4.3000	11/10/08	4.300	1,000,000.00	1,000,000.00	1,000,000.00	11/09/07
183403	295	TOB	BT08B0519	BTSFA CERTIFICATE OF DEPOSIT	4.3000	11/10/08	4.300	500,000.00	500,000.00	500,000.00	11/09/07
183406	295	TOB	BT08B0535	BTSFA CERTIFICATE OF DEPOSIT	4.3000	11/10/08	4.300	500,000.00	500,000.00	500,000.00	11/09/07
183407	295	TOB	BT08B0568	BTSFA CERTIFICATE OF DEPOSIT	4.3500	11/10/08	4.350	5,000,000.00	5,000,000.00	5,000,000.00	11/09/07
183408	295	TOB	BT08B0584	BTSFA CERTIFICATE OF DEPOSIT	4.3000	11/10/08	4.300	500,000.00	500,000.00	500,000.00	11/09/07
183409	295	TOB	BT08B0592	BTSFA CERTIFICATE OF DEPOSIT	4.3000	11/10/08	4.300	500,000.00	500,000.00	500,000.00	11/09/07
183411	295	TOB	BT08B0683	BTSFA CERTIFICATE OF DEPOSIT	4.3000	11/10/08	4.300	2,000,000.00	2,000,000.00	2,000,000.00	11/09/07
183412	295	TOB	BT08B0691	BTSFA CERTIFICATE OF DEPOSIT	4.3000	11/10/08	4.300	1,000,000.00	1,000,000.00	1,000,000.00	11/09/07
183413	295	TOB	BT08B0733	BTSFA CERTIFICATE OF DEPOSIT	4.3000	11/10/08	4.300	1,000,000.00	1,000,000.00	1,000,000.00	11/09/07
183414	295	TOB	BT08B0741	BTSFA CERTIFICATE OF DEPOSIT	4.3000	11/10/08	4.300	500,000.00	500,000.00	500,000.00	11/09/07
183416	295	TOB	BT08B0766	BTSFA CERTIFICATE OF DEPOSIT	4.3000	11/10/08	4.300	95,500.00	95,500.00	95,500.00	11/09/07
183417	295	TOB	BT08B0774	BTSFA CERTIFICATE OF DEPOSIT	4.3000	11/10/08	4.300	1,000,000.00	1,000,000.00	1,000,000.00	11/09/07
183419	295	TOB	BT08B0790	BTSFA CERTIFICATE OF DEPOSIT	4.3500	11/10/08	4.350	5,000,000.00	5,000,000.00	5,000,000.00	11/09/07
183467	295	TOB	BT08B0337	BTSFA CERTIFICATE OF DEPOSIT	4.3000	11/13/08	4.300	1,000,000.00	1,000,000.00	1,000,000.00	11/13/07
183415	295	TOB	BT08B0758	BTSFA CERTIFICATE OF DEPOSIT	4.3000	11/13/08	4.300	500,000.00	500,000.00	500,000.00	11/13/07
183565	295	TOB	BT08B0808	BTSFA CERTIFICATE OF DEPOSIT	4.3000	11/15/08	4.300	500,000.00	500,000.00	500,000.00	11/15/07
183541	295	TOB	BT08B0709	BTSFA CERTIFICATE OF DEPOSIT	4.3000	11/19/08	4.300	500,000.00	500,000.00	500,000.00	11/19/07
								220,095,500.00	220,095,500.00	220,095,500.00	
								4,542,614,485.00	4,542,614,485.00	4,615,060,505.00	

PGM: INVS_MONTHEND_INVENTORY
 SOURCE: VisualQED
 MODEL: INVENTORY
 BASIS: SETTLEMENT
 AS-OF: 4/30/08

RICHARD CORDRAY
 TREASURER, STATE OF OHIO

INVESTMENT INVENTORY
 SETTLED POSITIONS AS OF: 4/30/08

INVT#	FUND	GROUP	CUSIP	DESCRIPTION	RATE	MATURITY	YIELD	PAR AMOUNT	BOOK-VALUE	US\$-MARKET	1ST-PUR	
179688	302	DPTF	76116BEX4	REF CORP STRIP		1/15/09	4.925	150,000.00	136,402.50	148,047.00	1/31/07	
179126	302	DPTF	76116BBS8	REF CORP STRIP		4/15/10	4.420	10,000.00	8,632.90	9,562.70	12/04/06	
179690	302	DPTF	76116BFB1	REF CORP STRIP		1/15/11	4.781	150,000.00	124,444.50	140,176.50	1/31/07	
179692	302	DPTF	76116BFF2	REF CORP STRIP		1/15/13	4.886	150,000.00	112,534.50	129,522.00	1/31/07	
179693	302	DPTF	76116BFF8	REF CORP STRIP		1/15/14	4.926	150,000.00	106,912.50	123,870.00	1/31/07	
162210	302	DPTF	76116BFK1	REF CORP STRIP		1/15/15	5.250	900,000.00	497,115.00	708,921.00	8/01/03	
718	302	DPTF	76116BFL9	REF CORP STRIP		7/15/15	7.568	2,408,000.00	463,660.40	1,846,598.88	5/14/93	
721	302	DPTF	76116BFP5	REF CORP STRIP		10/15/16	6.720	3,600,000.00	898,956.00	2,559,024.00	10/18/95	
178269	302	DPTF	76116BFP0	REF CORP STRIP		1/15/17	4.841	4,262,000.00	2,604,167.24	2,978,924.90	9/27/06	
179696	302	DPTF	76116BFP0	REF CORP STRIP		1/15/17	5.090	150,000.00	90,952.50	104,842.50	1/31/07	
178776	302	DPTF	76116BGG3	REF CORP STRIP		4/15/17	4.865	3,475,000.00	2,104,460.00	2,392,190.00	11/08/06	
179055	302	DPTF	76116BGG3	REF CORP STRIP		4/15/17	4.792	21,000.00	12,845.28	14,456.40	11/28/06	
179127	302	DPTF	76116BGG7	REF CORP STRIP		4/15/18	4.660	41,000.00	24,292.09	26,731.59	12/04/06	
727	302	DPTF	76116BGS4	REF CORP STRIP		7/15/18	7.989	7,000,000.00	1,119,650.00	4,496,100.00	2/22/95	
178563	302	DPTF	76116BGS4	REF CORP STRIP		7/15/18	5.117	2,312,000.00	1,277,819.28	1,484,997.60	10/20/06	
728	302	DPTF	76116BCK4	REF CORP STRIP		10/15/18	7.383	3,000,000.00	549,780.00	1,898,460.00	5/22/95	
729	302	DPTF	76116BCK4	REF CORP STRIP		10/15/18	6.760	2,600,000.00	563,810.00	1,645,332.00	10/18/95	
179054	302	DPTF	76116BCK4	REF CORP STRIP		10/15/18	4.847	97,000.00	54,912.67	61,383.54	11/28/06	
180734	302	DPTF	76116BCL2	REF CORP STRIP		4/15/19	5.010	100,000.00	55,335.00	61,439.00	4/30/07	
165708	302	DPTF	76116BFF7	REF CORP STRIP		1/15/20	5.750	316,000.00	129,620.04	184,999.04	4/26/04	
179699	302	DPTF	76116BFF7	REF CORP STRIP		1/15/20	5.232	150,000.00	76,833.00	87,816.00	1/31/07	
179056	302	DPTF	76116BGT1	REF CORP STRIP		4/15/20	4.887	70,000.00	36,688.40	40,325.60	11/28/06	
74345	302	DPTF	76116FAE7	REF CORP STRIP		10/15/20	5.721	2,300,000.00	663,205.00	1,289,012.00	9/28/98	
179700	302	DPTF	76116BFX3	REF CORP STRIP		1/15/21	5.251	150,000.00	72,754.50	82,581.00	1/31/07	
179053	302	DPTF	76116FAG2	REF CORP STRIP		1/15/21	4.940	489,000.00	245,380.20	270,216.51	11/28/06	
179704	302	DPTF	76116BGF1	REF CORP STRIP		1/15/25	5.262	150,000.00	59,028.00	66,997.50	1/31/07	
								34,201,000.00	12,090,191.50	22,852,527.26		
119251	302	DPTF	313490BF0	FED JUDICIARY		2/15/09	6.960	1,525,000.00	805,276.25	1,500,432.25	10/15/99	
119261	302	DPTF	313490BF0	FED JUDICIARY		2/15/09	6.960	1,432,000.00	756,167.60	1,408,930.48	10/15/99	
49399	302	DPTF	313490CK8	FED JUDICIARY		2/15/23	6.362	3,400,000.00	716,040.00	1,659,336.00	3/30/98	
49401	302	DPTF	313490CM4	FED JUDICIARY		2/15/24	6.332	2,400,000.00	478,320.00	1,103,904.00	3/30/98	
								8,757,000.00	2,755,803.85	5,672,602.73		
148815	302	DPTF	31331RP90	FFCB MEDIUM TERM NOTE		12/11/13	6.040	2,225,000.00	2,110,279.00	2,414,347.50	5/09/01	
								2,225,000.00	2,110,279.00	2,414,347.50		

PGM: INVS_MONTHEND_INVENTORY
 SOURCE: VisualQRD
 MODEL: INVENTORY
 BASIS: SETTLEMENT
 AS-OF: 4/30/08

RICHARD CORDRAY
 TREASURER, STATE OF OHIO

INVESTMENT INVENTORY
 SETTLED POSITIONS AS OF: 4/30/08

INVT#	FUND	GROUP	CUSIP	DESCRIPTION	RATE	MATURITY	YIELD	PAR AMOUNT	BOOK-VALUE	US\$-MARKET	1ST-PUR
74362	302	DPTF	3133M5SM3	FHLB DEBENTURE	5.4250	9/24/08	5.220	4,500,000.00	4,571,055.00	4,553,460.00	9/28/98
178636	302	DPTF	3133MTZL5	FHLB DEBENTURE	4.5000	11/15/12	5.078	1,755,000.00	1,702,665.90	1,827,393.75	10/26/06
178918	302	DPTF	3133MTZL5	FHLB DEBENTURE	4.5000	11/15/12	4.916	210,000.00	205,510.20	218,662.50	11/17/06
								6,465,000.00	6,479,231.10	6,599,516.25	
178205	302	DPTF	3134A4VA9	FHLMC DEBENTURE	3.8750	6/15/08	5.075	6,730,000.00	6,596,947.90	6,742,652.40	9/20/06
152114	302	DPTF	3134A2UJ5	FHLMC DEBENTURE	5.1250	10/15/08	4.819	3,390,000.00	3,450,647.10	3,432,375.00	10/29/01
178421	302	DPTF	3134A3EM4	FHLMC DEBENTURE	5.7500	3/15/09	4.822	4,160,000.00	4,247,776.00	4,270,489.60	10/06/06
178285	302	DPTF	3134A4US1	FHLMC DEBENTURE	4.2500	7/15/09	4.851	6,800,000.00	6,693,852.00	6,916,892.00	9/28/06
178429	302	DPTF	3134A4UW2	FHLMC DEBENTURE	4.0000	12/15/09	4.831	1,485,000.00	1,448,810.55	1,510,987.50	10/06/06
178350	302	DPTF	3134A33L8	FHLMC DEBENTURE	7.0000	3/15/10	4.854	3,280,000.00	3,501,006.40	3,528,066.40	10/03/06
179122	302	DPTF	3134A33L8	FHLMC DEBENTURE	7.0000	3/15/10	4.619	10,000.00	10,716.20	10,756.30	12/04/06
178475	302	DPTF	3134A4VB7	FHLMC DEBENTURE	4.1250	7/12/10	5.058	3,225,000.00	3,123,186.75	3,312,687.75	10/12/06
178500	302	DPTF	3134A35H5	FHLMC DEBENTURE	6.8750	9/15/10	5.072	1,625,000.00	1,727,667.50	1,770,746.25	10/17/06
178923	302	DPTF	3134A4DY7	FHLMC DEBENTURE	5.6250	3/15/11	4.931	3,520,000.00	3,613,878.40	3,752,108.80	11/17/06
178300	302	DPTF	3134A4FM1	FHLMC DEBENTURE	6.0000	6/15/11	4.897	7,950,000.00	8,314,189.50	8,595,937.50	9/29/06
178642	302	DPTF	3134A4FM1	FHLMC DEBENTURE	6.0000	6/15/11	5.045	315,000.00	327,275.55	340,593.75	10/26/06
178299	302	DPTF	3134A4HF4	FHLMC DEBENTURE	5.5000	9/15/11	4.868	9,070,000.00	9,319,787.80	9,727,575.00	9/29/06
178302	302	DPTF	3134A4JT2	FHLMC DEBENTURE	5.7500	1/15/12	4.902	9,010,000.00	9,361,750.40	9,775,850.00	9/29/06
178338	302	DPTF	3134A4SA3	FHLMC DEBENTURE	4.5000	1/15/13	4.927	6,955,000.00	6,795,660.95	7,233,200.00	10/02/06
178648	302	DPTF	3134A4SA3	FHLMC DEBENTURE	4.5000	1/15/13	5.019	370,000.00	359,828.70	384,800.00	10/27/06
178635	302	DPTF	3134A4TZ7	FHLMC DEBENTURE	4.5000	7/15/13	5.095	3,565,000.00	3,445,358.60	3,705,389.70	10/26/06
178456	302	DPTF	3134A4UK8	FHLMC DEBENTURE	4.8750	11/15/13	5.053	6,525,000.00	6,456,226.50	6,894,054.00	10/12/06
178641	302	DPTF	3134A4UM4	FHLMC DEBENTURE	4.5000	1/15/14	5.094	10,775,000.00	10,391,625.50	11,175,722.25	10/26/06
179085	302	DPTF	3134A4UM4	FHLMC DEBENTURE	4.5000	1/15/14	4.757	150,000.00	147,685.50	155,578.50	11/30/06
178388	302	DPTF	3134A4UX0	FHLMC DEBENTURE	4.5000	1/15/15	4.919	14,165,000.00	13,764,272.15	14,598,873.95	10/04/06
178472	302	DPTF	3134A4VC5	FHLMC DEBENTURE	4.3750	7/17/15	5.079	6,655,000.00	6,326,442.65	6,777,718.20	10/12/06
178225	302	DPTF	3134A4VG6	FHLMC DEBENTURE	4.7500	11/17/15	5.070	2,105,000.00	2,056,016.65	2,189,200.00	9/21/06
178609	302	DPTF	3134A4ZT4	FHLMC DEBENTURE	4.7500	1/19/16	5.181	4,395,000.00	4,256,997.00	4,573,568.85	10/24/06
178224	302	DPTF	3137EAAD1	FHLMC DEBENTURE	5.2500	4/18/16	5.087	8,960,000.00	9,069,222.40	9,601,177.60	9/21/06
178562	302	DPTF	3137EAAG4	FHLMC DEBENTURE	5.5000	7/18/16	5.141	6,915,000.00	7,102,742.25	7,517,918.85	10/20/06
178683	302	DPTF	3137EAAJ8	FHLMC DEBENTURE	5.1250	10/18/16	5.027	5,405,000.00	5,445,969.90	5,737,731.80	10/31/06
								137,510,000.00	137,355,540.80	144,232,651.95	
173190	302	DPTF	3134A2UH9	FHLMC STRIP		10/15/08	4.446	780,000.00	682,349.93	772,746.00	9/30/05
179121	302	DPTF	3134A2UH9	FHLMC STRIP		10/15/08	4.844	34,000.00	31,106.26	33,683.80	12/04/06
173192	302	DPTF	3128X3RA3	FHLMC STRIP		7/06/09	4.420	789,000.00	669,206.13	767,318.28	9/30/05

PGM: INVS_MONTHEND_INVENTORY
 SOURCE: VisualQED
 MODEL: INVENTORY
 BASIS: SETTLEMENT
 AS-OF: 4/30/08

RICHARD CORDRAY
 TREASURER, STATE OF OHIO

INVESTMENT INVENTORY
 SETTLED POSITIONS AS OF: 4/30/08

INVT#	FUND	GROUP	CUSIP	DESCRIPTION	RATE	MATURITY	YIELD	PAR AMOUNT	BOOK-VALUE	US\$-MARKET	1ST-PUR
159068	302	DPTF	3134A4LU6	FHLMC STRIP		7/15/12	4.790	7,521,000.00	4,804,640.43	6,579,822.06	1/27/03
70663	302	DPTF	3134A1MK5	FHLMC STRIP		2/01/14	5.900	2,500,000.00	1,020,000.00	2,028,450.00	9/01/98
50454	302	DPTF	3134A1X39	FHLMC STRIP		6/01/15	6.206	6,900,000.00	2,416,863.00	5,233,512.00	4/02/98
70664	302	DPTF	3134A1MZ0	FHLMC STRIP		3/01/16	5.945	1,900,000.00	681,530.00	1,382,725.00	9/01/98
82960	302	DPTF	3134A1MZ0	FHLMC STRIP		3/01/16	6.162	3,800,000.00	1,328,860.00	2,765,450.00	11/09/98
178660	302	DPTF	3134A1CT5	FHLMC STRIP		9/15/16	5.130	885,000.00	536,672.85	621,986.85	10/30/06
178759	302	DPTF	3134A3Y83	FHLMC STRIP		3/15/17	5.100	500,000.00	296,810.00	339,665.00	11/07/06
179374	302	DPTF	3134A3Y83	FHLMC STRIP		3/15/17	5.020	429,000.00	258,468.21	291,432.57	12/26/06
178738	302	DPTF	3134A4BK9	FHLMC STRIP		3/15/17	5.047	6,026,000.00	3,595,894.98	4,093,642.58	11/06/06
179375	302	DPTF	3134A3Z33	FHLMC STRIP		9/15/18	5.080	1,698,000.00	943,222.02	1,057,938.90	12/26/06
178739	302	DPTF	3134A4BN3	FHLMC STRIP		9/15/18	5.117	3,691,000.00	2,027,355.57	2,207,677.55	11/06/06
121236	302	DPTF	3134A1NA4	FHLMC STRIP		1/02/19	6.960	21,000,000.00	5,665,170.00	12,842,130.00	11/08/99
104953	302	DPTF	313400BV4	FHLMC STRIP		11/29/19	6.230	2,695,000.00	762,469.40	1,555,095.85	4/30/99
178664	302	DPTF	313400BV4	FHLMC STRIP		11/29/19	5.278	1,707,000.00	863,605.44	984,990.21	10/30/06
93767	302	DPTF	3134A1HU7	FHLMC STRIP		12/02/19	6.151	5,100,000.00	1,438,965.00	2,941,272.00	1/13/99
108426	302	DPTF	3134A1HU7	FHLMC STRIP		12/02/19	6.720	1,000,000.00	258,860.00	576,720.00	6/21/99
178674	302	DPTF	3134A4BS2	FHLMC STRIP		9/15/20	5.286	1,146,000.00	555,718.32	628,088.22	10/31/06
178684	302	DPTF	3134A4BS2	FHLMC STRIP		9/15/20	5.220	4,423,000.00	2,164,041.21	2,424,113.61	10/31/06
178680	302	DPTF	3134A4BT0	FHLMC STRIP		3/15/21	5.227	3,286,000.00	1,565,318.96	1,748,217.72	10/31/06
178679	302	DPTF	3134A4BU7	FHLMC STRIP		9/15/21	5.246	6,590,000.00	3,050,379.20	3,407,689.00	10/31/06
178682	302	DPTF	3134A4BU7	FHLMC STRIP		9/15/21	5.319	421,000.00	192,822.21	217,699.10	10/31/06
178666	302	DPTF	3134A4MY7	FHLMC STRIP		1/15/22	5.233	5,619,000.00	2,561,364.96	2,848,046.34	10/30/06
178685	302	DPTF	3134A4BV5	FHLMC STRIP		3/15/22	5.230	4,602,000.00	2,080,702.26	2,310,250.02	10/31/06
178619	302	DPTF	3134A4BW3	FHLMC STRIP		9/15/22	5.406	2,166,000.00	928,044.36	1,058,134.32	10/25/06
158997	302	DPTF	3134A4NB6	FHLMC STRIP		7/15/23	6.035	3,400,000.00	1,006,230.00	1,587,970.00	1/23/03
173969	302	DPTF	3134A4CJ1	FHLMC STRIP		9/15/28	5.180	1,252,000.00	391,074.72	443,683.76	12/14/05
								101,860,000.00	42,777,745.42	63,842,150.74	
178238	302	DPTF	31359MDU4	FNMA DEBENTURE	6.0000	5/15/08	5.004	6,080,000.00	6,174,179.20	6,087,600.00	9/22/06
178236	302	DPTF	31359MK41	FNMA DEBENTURE	3.8750	7/15/08	5.036	4,865,000.00	4,767,991.90	4,881,735.60	9/22/06
178237	302	DPTF	31359MSQ7	FNMA DEBENTURE	3.2500	8/15/08	4.987	4,435,000.00	4,297,071.50	4,446,087.50	9/22/06
178206	302	DPTF	31359MTF0	FNMA DEBENTURE	3.7500	9/15/08	5.086	3,825,000.00	3,729,604.50	3,844,125.00	9/20/06
178921	302	DPTF	31359MZH9	FNMA DEBENTURE	4.5000	10/15/08	4.997	25,000.00	24,775.25	25,242.25	11/17/06
178211	302	DPTF	31359MTR4	FNMA DEBENTURE	3.3750	12/15/08	5.017	3,490,000.00	3,370,013.80	3,509,648.70	9/20/06
179123	302	DPTF	31359MEK5	FNMA DEBENTURE	5.2500	1/15/09	4.642	55,000.00	55,663.30	56,014.20	12/04/06
178422	302	DPTF	31359MTZ6	FNMA DEBENTURE	3.2500	2/15/09	4.834	2,070,000.00	1,997,653.50	2,079,708.30	10/06/06
178920	302	DPTF	31359MTZ6	FNMA DEBENTURE	3.2500	2/15/09	4.951	295,000.00	284,447.85	296,383.55	11/17/06
178286	302	DPTF	31359MK69	FNMA DEBENTURE	4.8750	4/15/09	4.852	8,335,000.00	8,339,250.85	8,506,951.05	9/28/06

PGM: INVS_MONTHEND_INVENTORY
 SOURCE: VisualQED
 MODEL: INVENTORY
 BASIS: SETTLEMENT
 AS-OP: 4/30/08

RICHARD CORDRAY
 TREASURER, STATE OF OHIO

INVESTMENT INVENTORY
 SETTLED POSITIONS AS OF: 4/30/08

INVT#	FUND	GROUP	CUSIP	DESCRIPTION	RATE	MATURITY	YIELD	PAR AMOUNT	BOOK-VALUE	US\$-MARKET	1ST-PUR
178425	302	DPTF	31359MVE0	FNMA DEBENTURE	4.2500	5/15/09	4.833	4,925,000.00	4,855,212.75	5,003,504.50	10/06/06
178207	302	DPTF	31359MEV1	FNMA DEBENTURE	6.3750	6/15/09	4.993	5,315,000.00	5,500,174.60	5,534,243.75	9/20/06
178430	302	DPTF	31359MEY5	FNMA DEBENTURE	6.6250	9/15/09	4.852	11,140,000.00	11,674,942.80	11,700,453.40	10/06/06
178428	302	DPTF	31359MPG3	FNMA DEBENTURE	7.2500	1/15/10	4.864	6,065,000.00	6,497,616.45	6,504,712.50	10/06/06
178919	302	DPTF	31359MPG3	FNMA DEBENTURE	7.2500	1/15/10	4.960	30,000.00	31,984.20	32,175.00	11/17/06
178273	302	DPTF	31359MMH1	FNMA DEBENTURE	3.8750	2/15/10	4.862	3,115,000.00	3,020,023.65	3,172,440.60	9/27/06
178351	302	DPTF	31359MC92	FNMA DEBENTURE	4.1250	5/15/10	4.839	3,505,000.00	3,422,702.60	3,600,300.95	10/03/06
143511	302	DPTF	31359MFS7	FNMA DEBENTURE	7.1250	6/15/10	6.924	1,000,000.00	1,014,020.00	1,088,440.00	8/10/00
178349	302	DPTF	31359MFS7	FNMA DEBENTURE	7.1250	6/15/10	4.854	3,250,000.00	3,496,902.50	3,537,430.00	10/03/06
178352	302	DPTF	31359MYN7	FNMA DEBENTURE	4.2500	8/15/10	4.852	2,900,000.00	2,838,984.00	2,988,827.00	10/03/06
178473	302	DPTF	31359MGJ6	FNMA DEBENTURE	6.6250	11/15/10	5.074	4,705,000.00	4,971,303.00	5,125,532.00	10/12/06
178628	302	DPTF	31359MF40	FNMA DEBENTURE	4.5000	2/15/11	5.084	3,460,000.00	3,382,565.20	3,589,750.00	10/26/06
179124	302	DPTF	31359MF40	FNMA DEBENTURE	4.5000	2/15/11	4.615	25,000.00	24,889.75	25,937.50	12/04/06
178637	302	DPTF	31359MM26	FNMA DEBENTURE	5.1250	4/15/11	5.088	2,175,000.00	2,178,132.00	2,298,018.00	10/26/06
178301	302	DPTF	31359MJH7	FNMA DEBENTURE	6.0000	5/15/11	4.899	4,015,000.00	4,195,795.45	4,322,388.40	9/29/06
178324	302	DPTF	31359MMQ3	FNMA DEBENTURE	6.1250	3/15/12	4.930	4,565,000.00	4,822,922.50	5,017,208.90	10/02/06
178271	302	DPTF	31359MTG8	FNMA DEBENTURE	4.6250	10/15/13	4.909	8,265,000.00	8,126,313.30	8,629,155.90	9/27/06
178649	302	DPTF	31359MUT8	FNMA DEBENTURE	4.1250	4/15/14	5.023	15,830,000.00	14,953,651.20	16,126,812.50	10/27/06
178387	302	DPTF	31359MA45	FNMA DEBENTURE	5.0000	4/15/15	4.945	5,635,000.00	5,656,356.65	5,973,100.00	10/04/06
178389	302	DPTF	31359MZC0	FNMA DEBENTURE	4.3750	10/15/15	4.941	7,240,000.00	6,944,246.00	7,368,944.40	10/04/06
178453	302	DPTF	31359MH89	FNMA DEBENTURE	5.0000	3/15/16	5.117	720,000.00	713,736.00	757,576.80	10/11/06
178532	302	DPTF	31359MS61	FNMA DEBENTURE	5.3750	7/15/16	5.109	4,705,000.00	4,799,711.65	5,066,720.40	10/18/06
								136,060,000.00	136,162,837.90	141,197,169.55	
25361	302	DPTF	31364BRF9	FNMA MEDIUM TERM NOTE	6.0800	12/15/10	6.202	5,800,000.00	5,736,562.50	6,246,600.00	11/03/97
148816	302	DPTF	31364BRF9	FNMA MEDIUM TERM NOTE	6.0800	12/15/10	5.940	2,730,000.00	2,757,463.80	2,940,210.00	5/09/01
								8,530,000.00	8,494,026.30	9,186,810.00	
179689	302	DPTF	31359YBK2	FNMA STRIP		1/15/10	5.055	150,000.00	129,405.00	143,775.00	1/31/07
89206	302	DPTF	31364DHZ2	FNMA STRIP		4/08/10	5.596	7,000,000.00	3,734,710.00	6,662,320.00	11/20/98
173193	302	DPTF	31359YKD5	FNMA STRIP		9/15/10	4.472	895,000.00	718,765.55	841,273.15	9/30/05
48908	302	DPTF	31364DJA5	FNMA STRIP		10/08/10	6.100	5,145,000.00	2,422,780.50	4,826,627.40	3/26/98
69121	302	DPTF	31364DJB3	FNMA STRIP		4/08/11	5.960	4,231,000.00	2,010,444.27	3,898,528.02	8/07/98
95440	302	DPTF	31358CK27	FNMA STRIP		8/07/11	5.620	4,622,000.00	2,312,802.58	4,202,553.50	2/10/99
173194	302	DPTF	31359YGE1	FNMA STRIP		9/15/11	4.528	319,000.00	244,299.77	288,631.20	9/30/05
173195	302	DPTF	31358C7B6	FNMA STRIP		5/15/12	4.556	2,563,000.00	1,901,665.37	2,269,895.32	9/30/05
70369	302	DPTF	31358AEL0	FNMA STRIP		8/12/12	5.880	5,000,000.00	2,227,060.46	4,349,700.00	8/28/98

PGM: INVS_MONTHEND_INVENTORY
 SOURCE: VisualQED
 MODEL: INVENTORY
 BASIS: SETTLEMENT
 AS-OF: 4/30/08

RICHARD CORDRAY
 TREASURER, STATE OF OHIO

INVESTMENT INVENTORY
 SETTLED POSITIONS AS OF: 4/30/08

INVST#	FUND	GROUP	CUSIP	DESCRIPTION	RATE	MATURITY	YIELD	PAR AMOUNT	BOOK-VALUE	US\$-MARKET	1ST-PUR
173950	302	DPTF	31359YBR7	FNMA STRIP		1/15/13	4.985	483,000.00	340,640.58	412,332.27	12/12/05
96171	302	DPTF	31358CI50	FNMA STRIP		2/07/13	5.940	3,200,000.00	1,410,784.00	2,723,392.00	2/10/99
173951	302	DPTF	31359YBT3	FNMA STRIP		1/15/14	5.035	407,000.00	272,173.11	331,468.94	12/12/05
634	302	DPTF	313586QR3	FNMA STRIP		7/05/14	7.417	10,000,000.00	2,483,300.00	7,964,000.00	5/22/95
3584	302	DPTF	313586QR3	FNMA STRIP		7/05/14	7.250	6,000,000.00	1,679,940.00	4,778,400.00	8/20/96
47369	302	DPTF	313586QR3	FNMA STRIP		7/05/14	6.295	14,000,000.00	5,091,520.00	11,149,600.00	3/10/98
48911	302	DPTF	31364DJK3	FNMA STRIP		4/08/15	6.205	5,645,000.00	1,993,531.75	4,320,118.50	3/26/98
48915	302	DPTF	31364DJL1	FNMA STRIP		10/08/15	6.225	9,045,000.00	3,087,601.20	6,727,942.35	3/26/98
173952	302	DPTF	31359YBX4	FNMA STRIP		1/15/16	5.100	375,000.00	225,585.00	274,972.50	12/12/05
178745	302	DPTF	31359YBX4	FNMA STRIP		1/15/16	5.057	1,686,000.00	1,065,366.54	1,236,276.36	11/06/06
51248	302	DPTF	31364DJM9	FNMA STRIP		4/08/16	6.260	5,000,000.00	1,650,550.00	3,610,750.00	4/15/98
51249	302	DPTF	31364DJN7	FNMA STRIP		10/08/16	6.262	5,000,000.00	1,599,900.00	3,496,650.00	4/15/98
178667	302	DPTF	31358C7L4	FNMA STRIP		11/15/16	5.049	10,495,000.00	6,361,019.50	7,279,856.75	10/30/06
173953	302	DPTF	31359YBZ9	FNMA STRIP		1/15/17	5.100	317,000.00	181,355.70	217,579.29	12/13/05
99045	302	DPTF	31359MEL3	FNMA STRIP		6/01/17	6.225	10,000,000.00	3,279,700.00	6,707,400.00	3/24/99
95441	302	DPTF	31358CY67	FNMA STRIP		8/07/17	5.910	5,005,000.00	1,704,703.00	3,323,470.15	2/10/99
70667	302	DPTF	31358ACK4	FNMA STRIP		2/01/18	5.978	2,000,000.00	637,320.00	1,251,440.00	9/01/98
82961	302	DPTF	008452CL6	FNMA STRIP		2/12/18	6.158	2,007,000.00	624,136.86	1,299,191.31	11/09/98
173954	302	DPTF	31359YCD7	FNMA STRIP		1/15/19	5.190	317,000.00	162,107.46	193,522.16	12/13/05
179698	302	DPTF	31359YCD7	FNMA STRIP		1/15/19	5.375	150,000.00	79,561.50	91,572.00	1/31/07
70368	302	DPTF	31358ACM0	FNMA STRIP		2/01/19	5.995	270,000.00	80,796.73	159,243.30	8/28/98
104954	302	DPTF	31358ACM0	FNMA STRIP		2/01/19	6.310	5,665,000.00	1,660,581.45	3,341,160.35	4/30/99
178654	302	DPTF	31358C7R1	FNMA STRIP		5/15/19	5.235	3,225,000.00	1,686,030.00	1,933,129.50	10/27/06
3448	302	DPTF	313586RC5	FNMA STRIP		10/09/19	7.220	1,500,000.00	290,220.00	863,790.00	8/12/96
104952	302	DPTF	313586RC5	FNMA STRIP		10/09/19	6.231	2,500,000.00	713,225.00	1,439,650.00	4/30/99
178663	302	DPTF	31358C7S9	FNMA STRIP		11/15/19	5.260	651,000.00	330,760.08	376,792.29	10/30/06
147427	302	DPTF	31359YCF2	FNMA STRIP		1/15/20	6.341	1,140,000.00	351,302.40	652,513.20	3/07/01
173955	302	DPTF	31359YCF2	FNMA STRIP		1/15/20	5.240	314,000.00	151,508.14	179,727.32	12/13/05
147428	302	DPTF	31359YCG0	FNMA STRIP		7/15/20	6.341	1,140,000.00	340,506.60	631,377.60	3/07/01
178426	302	DPTF	31359YCG0	FNMA STRIP		7/15/20	5.183	5,919,000.00	2,925,051.42	3,278,178.96	10/06/06
178740	302	DPTF	31358C7U4	FNMA STRIP		11/15/20	5.237	6,783,000.00	3,285,074.73	3,678,556.56	11/06/06
128968	302	DPTF	31364DNW2	FNMA STRIP		3/23/21	7.085	4,000,000.00	918,760.00	2,125,520.00	2/07/00
178652	302	DPTF	31358C7V2	FNMA STRIP		5/15/21	5.310	4,895,000.00	2,283,419.60	2,580,790.85	10/27/06
173956	302	DPTF	31359YCK1	FNMA STRIP		1/15/22	5.250	318,000.00	138,142.38	161,178.30	12/13/05
173957	302	DPTF	31359YCM7	FNMA STRIP		1/15/23	5.250	317,000.00	130,752.99	152,096.60	12/13/05
143510	302	DPTF	31358CZ90	FNMA STRIP		2/07/23	6.830	2,135,000.00	471,386.65	1,020,914.30	8/10/00
108978	302	DPTF	31358C2A3	FNMA STRIP		8/07/23	6.850	3,000,000.00	591,450.00	1,398,390.00	6/28/99
147429	302	DPTF	31359YCP0	FNMA STRIP		1/15/24	6.271	1,143,000.00	278,697.69	518,739.12	3/07/01
173958	302	DPTF	31359YCP0	FNMA STRIP		1/15/24	5.250	279,000.00	109,267.56	126,621.36	12/13/05

PGM: INVS_MONTHEND_INVENTORY
 SOURCE: VisualQED
 MODEL: INVENTORY
 BASIS: SETTLEMENT
 AS-OF: 4/30/08

RICHARD CORDRAY
 TREASURER, STATE OF OHIO

INVESTMENT INVENTORY
 SETTLED POSITIONS AS OF: 4/30/08

INVT#	FUND	GROUP	CUSIP	DESCRIPTION	RATE	MATURITY	YIYLD	PAR AMOUNT	BOOK-VALUE	US\$-MARKET	1ST-PUR
143509	302	DPTF	31358C2B1	FNMA STRIP		2/07/24	6.800	1,505,000.00	312,829.30	680,621.20	8/10/00
132101	302	DPTF	31358C2C9	FNMA STRIP		8/07/24	6.710	4,405,000.00	879,017.75	1,938,596.45	3/06/00
173959	302	DPTF	31359YCR6	FNMA STRIP		1/15/25	5.290	266,000.00	98,180.60	114,249.66	12/13/05
143508	302	DPTF	31358C2D7	FNMA STRIP		2/07/25	6.790	2,195,000.00	427,761.60	939,108.80	8/10/00
128970	302	DPTF	31364DKF2	FNMA STRIP		4/08/25	6.960	1,250,000.00	223,375.00	529,062.50	2/07/00
147430	302	DPTF	31359YCT2	FNMA STRIP		1/15/26	6.241	2,350,000.00	510,114.50	951,233.00	3/07/01
173960	302	DPTF	31359YCT2	FNMA STRIP		1/15/26	5.230	267,000.00	94,640.82	108,076.26	12/13/05
152858	302	DPTF	31364DKL9	FNMA STRIP		10/08/27	6.610	2,617,000.00	488,018.16	974,073.57	12/11/01
173965	302	DPTF	31359YCK3	FNMA STRIP		1/15/28	5.250	513,000.00	163,318.68	188,583.93	12/14/05
173971	302	DPTF	31359YCY1	FNMA STRIP		7/15/28	5.270	402,000.00	124,161.72	144,016.50	12/14/05
173966	302	DPTF	31359YCZ8	FNMA STRIP		1/15/29	5.230	513,000.00	155,772.45	179,108.82	12/14/05
173967	302	DPTF	31359YDB0	FNMA STRIP		1/15/30	5.180	513,000.00	149,678.01	170,582.76	12/14/05
173972	302	DPTF	31359YEA1	FNMA STRIP		5/15/30	5.180	1,558,000.00	446,896.72	510,135.94	12/14/05
								184,605,000.00	70,443,428.43	126,919,057.17	
162140	302	DPTF	31771C3Z6	FICO STRIP		9/07/09	4.051	750,000.00	587,107.96	725,332.50	7/29/03
162141	302	DPTF	31771J3V0	FICO STRIP		9/26/09	4.051	265,000.00	207,007.40	255,942.30	7/29/03
162142	302	DPTF	31771CVF9	FICO STRIP		2/03/10	4.193	748,000.00	570,903.52	716,075.36	7/29/03
185137	302	DPTF	31771CBW4	FICO STRIP		11/11/10	2.374	250,000.00	234,875.00	233,860.00	3/19/08
185138	302	DPTF	31771JKU3	FICO STRIP		2/08/12	2.860	300,000.00	268,650.00	266,448.00	3/19/08
162143	302	DPTF	31771DBZ5	FICO STRIP		4/05/13	4.975	750,000.00	466,020.00	633,450.00	7/29/03
162144	302	DPTF	31771CEW1	FICO STRIP		5/30/16	5.577	400,000.00	197,431.94	286,004.00	7/29/03
178656	302	DPTF	31771KAA5	FICO STRIP		9/26/19	5.200	3,991,000.00	2,056,682.03	2,360,716.41	10/27/06
								7,454,000.00	4,588,677.85	5,477,828.57	
146173	302	DPTF	STAR30210	STAR OHIO 27044			2.3500	1,020,336.07	1,020,336.07	1,020,336.07	12/31/00
								1,020,336.07	1,020,336.07	1,020,336.07	
178608	302	DPTF	880591DB5	TVA DEBENTURE		11/13/08	5.158	8,585,000.00	8,620,541.90	8,697,635.20	10/24/06
178339	302	DPTF	880591CW0	TVA DEBENTURE		3/15/13	4.968	9,905,000.00	10,463,146.75	10,900,254.40	10/02/06
178610	302	DPTF	880591DW9	TVA DEBENTURE		8/01/13	5.141	6,500,000.00	6,355,765.00	6,803,095.00	10/24/06
148636	302	DPTF	880591CU4	TVA DEBENTURE		12/15/17	6.335	6,250,000.00	6,195,312.50	7,195,000.00	5/01/01
178261	302	DPTF	880591CU4	TVA DEBENTURE		12/15/17	4.944	12,120,000.00	13,469,440.80	13,952,544.00	9/26/06
								43,360,000.00	45,104,206.95	47,548,528.60	

PGM: INVS_MONTHEND_INVENTORY
 SOURCE: VisualQED
 MODEL: INVENTORY
 BASIS: SETTLEMENT
 AS-OF: 4/30/08

RICHARD CORDRAY
 TREASURER, STATE OF OHIO

INVESTMENT INVENTORY
 SETTLED POSITIONS AS OF: 4/30/08

INVST#	FUND	GROUP	CUSIP	DESCRIPTION	RATE	MATURITY	YIELD	PAR AMOUNT	BOOK-VALUE	US\$-MARKET	1ST-PUR
88311	302	DPTF	88059ELY8	TVA STRIP		1/15/09	5.520	7,669,000.00	4,411,438.87	7,549,056.84	11/19/98
51251	302	DPTF	88059EGG3	TVA STRIP		11/01/09	6.090	6,000,000.00	3,001,740.00	5,772,060.00	4/15/98
51309	302	DPTF	88059EEN3	TVA STRIP		10/15/10	6.090	1,000,000.00	472,500.00	935,290.00	4/16/98
87366	302	DPTF	88059EEN3	TVA STRIP		10/15/10	5.626	4,527,000.00	2,338,104.96	4,234,057.83	11/18/98
50812	302	DPTF	88059EGL2	TVA STRIP		11/01/11	6.125	11,000,000.00	4,853,750.00	9,861,060.00	4/09/98
179691	302	DPTF	88059EME1	TVA STRIP		1/15/12	5.051	150,000.00	117,150.00	133,152.00	1/31/07
70661	302	DPTF	88059EBR4	TVA STRIP		4/15/12	5.832	6,000,000.00	2,742,000.00	5,296,080.00	9/01/98
93327	302	DPTF	88059EGM0	TVA STRIP		5/01/12	5.716	19,000,000.00	8,967,240.00	16,764,840.00	1/05/99
52856	302	DPTF	88059EGF3	TVA STRIP		5/01/13	6.290	1,266,000.00	500,019.36	1,061,123.22	5/01/98
74136	302	DPTF	88059EGP3	TVA STRIP		5/01/13	5.750	940,000.00	410,704.80	787,879.80	9/23/98
121239	302	DPTF	88059EGP3	TVA STRIP		5/01/13	6.950	7,000,000.00	2,786,770.00	5,867,190.00	11/08/99
51310	302	DPTF	88059EGQ1	TVA STRIP		11/01/13	6.200	1,000,000.00	387,150.00	820,140.00	4/16/98
70370	302	DPTF	88059EKS2	TVA STRIP		12/15/13	5.930	1,055,000.00	431,539.44	859,160.35	8/28/98
178737	302	DPTF	88059EMN1	TVA STRIP		1/15/16	5.057	4,000,000.00	2,527,560.00	2,919,200.00	11/06/06
178744	302	DPTF	88059EMN1	TVA STRIP		1/15/16	5.115	1,303,000.00	819,078.83	950,929.40	11/06/06
96115	302	DPTF	88059EMR2	TVA STRIP		7/15/17	6.020	7,000,000.00	2,343,740.00	4,638,830.00	2/04/99
50811	302	DPTF	88059EGY4	TVA STRIP		11/01/17	6.220	7,000,000.00	2,112,250.00	4,559,520.00	4/09/98
50809	302	DPTF	88059EGZ1	TVA STRIP		5/01/18	6.260	2,250,000.00	653,355.00	1,426,860.00	4/09/98
178665	302	DPTF	88059EHC1	TVA STRIP		11/01/19	5.360	367,000.00	184,487.23	211,593.85	10/30/06
178655	302	DPTF	88059EMW1	TVA STRIP		1/15/20	5.320	6,099,000.00	3,047,060.40	3,468,562.29	10/27/06
178620	302	DPTF	88059EHH0	TVA STRIP		5/01/22	5.485	1,512,000.00	652,987.44	747,563.04	10/25/06
179128	302	DPTF	88059EHH0	TVA STRIP		5/01/22	5.100	718,000.00	330,466.68	354,993.56	12/04/06
50860	302	DPTF	88059EJJ6	TVA STRIP		11/01/22	6.260	14,828,000.00	3,264,977.32	7,127,967.88	4/13/98
179702	302	DPTF	88059ENC4	TVA STRIP		1/15/23	5.440	150,000.00	63,690.00	71,268.00	1/31/07
128969	302	DPTF	88059EHL1	TVA STRIP		11/01/23	6.985	2,401,000.00	470,668.03	1,092,214.90	2/07/00
								114,235,000.00	47,890,428.36	87,510,592.96	
181154	302	DPTF	912820CY1	US TREASURY STRIP (P)		5/15/08	5.010	50,000.00	47,688.50	49,974.00	5/31/07
181402	302	DPTF	912820CY1	US TREASURY STRIP (P)		5/15/08	5.030	50,000.00	47,847.50	49,974.00	6/26/07
181849	302	DPTF	912820CY1	US TREASURY STRIP (P)		5/15/08	4.960	100,000.00	96,187.00	99,948.00	7/30/07
181542	302	DPTF	912820HW0	US TREASURY STRIP (P)		5/15/08	5.055	50,000.00	47,902.00	49,974.00	7/06/07
178319	302	DPTF	912820JD0	US TREASURY STRIP (P)		8/15/08	4.670	50,000.00	45,877.00	49,793.00	10/04/06
178574	302	DPTF	912820JD0	US TREASURY STRIP (P)		8/15/08	4.849	138,000.00	126,570.84	137,428.68	10/26/06
178984	302	DPTF	912820JD0	US TREASURY STRIP (P)		8/15/08	4.680	50,000.00	46,187.00	49,793.00	11/28/06
182208	302	DPTF	912820JD0	US TREASURY STRIP (P)		8/15/08	4.130	100,000.00	96,133.00	99,586.00	8/28/07
182539	302	DPTF	912820LZ8	US TREASURY STRIP (P)		8/15/08	4.444	100,000.00	96,170.00	99,586.00	9/25/07
182744	302	DPTF	912820LZ8	US TREASURY STRIP (P)		8/15/08	4.130	100,000.00	96,540.00	99,586.00	10/05/07
183718	302	DPTF	912820DK0	US TREASURY STRIP (P)		11/15/08	2.961	50,000.00	48,630.00	49,548.50	12/05/07

PGM: INVS MONTHEND INVENTORY
 SOURCE: VisualQED
 MODEL: INVENTORY
 BASIS: SETTLEMENT
 AS-OF: 4/30/08

RICHARD CORDRAY
 TREASURER, STATE OF OHIO

INVESTMENT INVENTORY
 SETTLED POSITIONS AS OF: 4/30/08

INVT#	FUND	GROUP	CUSIP	DESCRIPTION	RATE	MATURITY	YIELD	PAR AMOUNT	BOOK-VALUE	US\$-MARKET	1ST-PUR
184215	302	DPTF	912820DK0	US TREASURY STRIP (P)		11/15/08	2.855	150,000.00	146,445.00	148,645.50	1/10/08
179282	302	DPTF	912820MH7	US TREASURY STRIP (P)		11/15/08	4.650	250,000.00	228,997.50	247,742.50	12/18/06
183925	302	DPTF	912833GD6	US TREASURY STRIP		11/15/08	3.350	100,000.00	97,033.00	99,039.00	12/19/07
180356	302	DPTF	912820JW8	US TREASURY STRIP (P)		2/15/09	4.590	50,000.00	45,931.50	49,282.00	4/03/07
180508	302	DPTF	912820JW8	US TREASURY STRIP (P)		2/15/09	4.775	100,000.00	91,661.00	98,564.00	4/12/07
180724	302	DPTF	912820JW8	US TREASURY STRIP (P)		2/15/09	4.645	100,000.00	92,086.00	98,564.00	4/30/07
185216	302	DPTF	912820MS3	US TREASURY STRIP (P)		2/15/09	1.671	10,000.00	9,853.40	9,856.40	3/27/08
184826	302	DPTF	912833CV0	US TREASURY STRIP		2/15/09	1.900	10,000.00	9,819.30	9,854.20	2/28/08
185258	302	DPTF	912833CV0	US TREASURY STRIP		2/15/09	1.600	50,000.00	49,300.00	49,271.00	3/28/08
185583	302	DPTF	912833CV0	US TREASURY STRIP		2/15/09	1.500	50,000.00	49,382.00	49,271.00	4/16/08
185604	302	DPTF	912833CV0	US TREASURY STRIP		2/15/09	1.211	10,000.00	9,900.00	9,854.20	4/16/08
185870	302	DPTF	912833CV0	US TREASURY STRIP		2/15/09	1.953	25,000.00	24,609.25	24,635.50	4/28/08
181155	302	DPTF	912820DV6	US TREASURY STRIP (P)		5/15/09	4.852	50,000.00	45,523.00	48,982.50	5/31/07
181403	302	DPTF	912820DV6	US TREASURY STRIP (P)		5/15/09	4.995	50,000.00	45,558.00	48,982.50	6/26/07
181544	302	DPTF	912820KE6	US TREASURY STRIP (P)		5/15/09	4.893	50,000.00	45,703.00	48,982.50	7/06/07
181850	302	DPTF	912820KE6	US TREASURY STRIP (P)		5/15/09	4.750	100,000.00	91,925.00	97,965.00	7/30/07
178320	302	DPTF	912820EA1	US TREASURY STRIP (P)		8/15/09	4.590	50,000.00	43,905.50	48,647.00	10/04/06
178575	302	DPTF	912820EA1	US TREASURY STRIP (P)		8/15/09	4.778	138,000.00	120,885.24	134,265.72	10/26/06
178985	302	DPTF	912820EA1	US TREASURY STRIP (P)		8/15/09	4.600	50,000.00	44,193.00	48,647.00	11/28/06
182209	302	DPTF	912820EA1	US TREASURY STRIP (P)		8/15/09	4.190	100,000.00	92,176.00	97,294.00	8/28/07
182745	302	DPTF	912820EA1	US TREASURY STRIP (P)		8/15/09	3.950	100,000.00	92,978.00	97,294.00	10/05/07
182540	302	DPTF	912820KP1	US TREASURY STRIP (P)		8/15/09	4.171	100,000.00	92,500.00	97,294.00	9/25/07
183719	302	DPTF	912800AA7	US TREASURY STRIP (P)		11/15/09	2.963	50,000.00	47,220.00	48,271.00	12/05/07
179283	302	DPTF	912820NU7	US TREASURY STRIP (P)		11/15/09	4.542	250,000.00	219,382.50	241,907.50	12/18/06
183926	302	DPTF	912833GF1	US TREASURY STRIP		11/15/09	3.250	100,000.00	94,038.00	96,689.00	12/19/07
184216	302	DPTF	912833GF1	US TREASURY STRIP		11/15/09	2.682	150,000.00	142,800.00	145,033.50	1/10/08
179125	302	DPTF	912820EM5	US TREASURY STRIP (P)		2/15/10	4.390	16,000.00	13,925.12	15,377.76	12/04/06
180357	302	DPTF	912820EM5	US TREASURY STRIP (P)		2/15/10	4.500	50,000.00	44,004.50	48,055.50	4/03/07
185217	302	DPTF	912820EM5	US TREASURY STRIP (P)		2/15/10	1.456	10,000.00	9,730.00	9,611.10	3/27/08
185605	302	DPTF	912820EM5	US TREASURY STRIP (P)		2/15/10	1.528	10,000.00	9,725.00	9,611.10	4/16/08
180725	302	DPTF	912820LH8	US TREASURY STRIP (P)		2/15/10	4.520	100,000.00	88,254.00	96,145.00	4/30/07
185259	302	DPTF	912820LH8	US TREASURY STRIP (P)		2/15/10	1.680	50,000.00	48,448.00	48,072.50	3/28/08
180509	302	DPTF	912820PD3	US TREASURY STRIP (P)		2/15/10	4.670	100,000.00	87,691.00	96,145.00	4/12/07
184827	302	DPTF	912833CX6	US TREASURY STRIP		2/15/10	1.970	10,000.00	9,622.25	9,616.10	2/28/08
185584	302	DPTF	912833CX6	US TREASURY STRIP		2/15/10	1.580	50,000.00	48,578.50	48,080.50	4/16/08
185871	302	DPTF	912833CX6	US TREASURY STRIP		2/15/10	2.150	25,000.00	24,056.25	24,040.25	4/28/08
181404	302	DPTF	912820LR6	US TREASURY STRIP (P)		5/15/10	5.000	50,000.00	43,358.50	47,780.00	6/26/07
181545	302	DPTF	912820LR6	US TREASURY STRIP (P)		5/15/10	4.861	50,000.00	43,586.00	47,780.00	7/06/07
181156	302	DPTF	912833JU5	US TREASURY STRIP		5/15/10	4.745	50,000.00	43,526.50	47,703.00	5/31/07

PGM: INVS_MONTHEND_INVENTORY
 SOURCE: VisualQED
 MODEL: INVENTORY
 BASIS: SETTLEMENT
 AS-OF: 4/30/08

RICHARD CORDRAY
 TREASURER, STATE OF OHIO

INVESTMENT INVENTORY
 SETTLED POSITIONS AS OF: 4/30/08

INVT#	FUND	GROUP	CUSIP	DESCRIPTION	RATE	MATURITY	YIELD	PAR AMOUNT	BOOK-VALUE	US\$-MARKET	1ST-PUR
181851	302	DPTF	912833JU5	US TREASURY STRIP		5/15/10	4.700	100,000.00	87,829.00	95,406.00	7/30/07
178321	302	DPTF	912820FT9	US TREASURY STRIP (P)		8/15/10	4.550	50,000.00	42,021.00	47,439.50	10/04/06
178986	302	DPTF	912820FT9	US TREASURY STRIP (P)		8/15/10	4.525	50,000.00	42,343.00	47,439.50	11/28/06
182210	302	DPTF	912820FT9	US TREASURY STRIP (P)		8/15/10	4.200	100,000.00	88,406.00	94,879.00	8/28/07
182541	302	DPTF	912820FT9	US TREASURY STRIP (P)		8/15/10	4.214	100,000.00	88,650.00	94,879.00	9/25/07
182746	302	DPTF	912820FT9	US TREASURY STRIP (P)		8/15/10	4.000	100,000.00	89,286.00	94,879.00	10/05/07
178576	302	DPTF	912820MA2	US TREASURY STRIP (P)		8/15/10	4.743	138,000.00	115,459.08	130,933.02	10/26/06
183720	302	DPTF	912833JV3	US TREASURY STRIP		11/15/10	3.054	50,000.00	45,730.00	47,108.50	12/05/07
183927	302	DPTF	912833JV3	US TREASURY STRIP		11/15/10	3.250	100,000.00	91,055.00	94,217.00	12/19/07
184217	302	DPTF	912833JV3	US TREASURY STRIP		11/15/10	2.758	150,000.00	138,750.00	141,325.50	1/10/08
180358	302	DPTF	912820GC5	US TREASURY STRIP (P)		2/15/11	4.540	50,000.00	46,025.50	46,794.50	4/03/07
180510	302	DPTF	912820GC5	US TREASURY STRIP (P)		2/15/11	4.610	100,000.00	83,924.00	93,589.00	4/12/07
180726	302	DPTF	912820GC5	US TREASURY STRIP (P)		2/15/11	4.445	100,000.00	84,631.00	93,589.00	4/30/07
181546	302	DPTF	912820GC5	US TREASURY STRIP (P)		2/15/11	4.820	50,000.00	42,101.00	46,794.50	7/06/07
184828	302	DPTF	912833CZ1	US TREASURY STRIP		2/15/11	2.350	10,000.00	9,330.89	9,312.60	3/27/08
185218	302	DPTF	912833CZ1	US TREASURY STRIP		2/15/11	1.748	10,000.00	9,510.00	9,312.60	3/27/08
185260	302	DPTF	912833CZ1	US TREASURY STRIP		2/15/11	2.000	50,000.00	47,210.50	46,563.00	3/28/08
185585	302	DPTF	912833CZ1	US TREASURY STRIP		2/15/11	1.940	50,000.00	47,339.00	46,563.00	4/16/08
185606	302	DPTF	912833CZ1	US TREASURY STRIP		2/15/11	1.782	10,000.00	9,510.00	9,312.60	4/16/08
185872	302	DPTF	912833CZ1	US TREASURY STRIP		2/15/11	2.500	25,000.00	23,320.25	23,281.50	4/28/08
181157	302	DPTF	912833JW1	US TREASURY STRIP		5/15/11	4.480	50,000.00	41,960.50	46,419.50	5/31/07
181405	302	DPTF	912833JW1	US TREASURY STRIP		5/15/11	4.715	50,000.00	41,718.00	46,419.50	6/26/07
181852	302	DPTF	912833JW1	US TREASURY STRIP		5/15/11	4.460	100,000.00	84,592.00	92,839.00	7/30/07
178322	302	DPTF	912820GL5	US TREASURY STRIP (P)		8/15/11	4.520	50,000.00	40,230.00	45,987.00	10/04/06
178577	302	DPTF	912820GL5	US TREASURY STRIP (P)		8/15/11	4.680	138,000.00	110,497.98	126,924.12	10/26/06
182211	302	DPTF	912820GL5	US TREASURY STRIP (P)		8/15/11	4.270	100,000.00	84,577.00	91,974.00	8/28/07
182542	302	DPTF	912820GL5	US TREASURY STRIP (P)		8/15/11	4.223	100,000.00	85,000.00	91,974.00	9/25/07
178987	302	DPTF	912833DA5	US TREASURY STRIP		8/15/11	4.445	50,000.00	40,640.00	45,853.00	11/28/06
182747	302	DPTF	912833DA5	US TREASURY STRIP		8/15/11	4.050	100,000.00	85,657.00	91,706.00	10/05/07
183721	302	DPTF	912833JX9	US TREASURY STRIP		11/15/11	2.835	50,000.00	44,745.00	45,984.00	12/05/07
183928	302	DPTF	912833JX9	US TREASURY STRIP		11/15/11	2.980	100,000.00	89,087.00	91,968.00	12/19/07
184218	302	DPTF	912833JX9	US TREASURY STRIP		11/15/11	2.554	150,000.00	136,050.00	137,952.00	1/10/08
179285	302	DPTF	912820NX1	US TREASURY STRIP (P)		11/30/11	4.486	250,000.00	200,705.00	227,347.50	12/18/06
184829	302	DPTF	912833DB3	US TREASURY STRIP		2/15/12	2.720	10,000.00	8,984.34	8,973.20	2/28/08
185219	302	DPTF	912833DB3	US TREASURY STRIP		2/15/12	2.072	10,000.00	9,230.00	8,973.20	3/27/08
185261	302	DPTF	912833DB3	US TREASURY STRIP		2/15/12	2.370	50,000.00	45,627.00	44,866.00	3/28/08
185587	302	DPTF	912833DB3	US TREASURY STRIP		2/15/12	2.290	50,000.00	45,822.00	44,866.00	4/16/08
185607	302	DPTF	912833DB3	US TREASURY STRIP		2/15/12	2.188	10,000.00	9,200.00	8,973.20	4/16/08
185874	302	DPTF	912833DB3	US TREASURY STRIP		2/15/12	2.830	25,000.00	22,468.25	22,433.00	4/28/08

PGM: INVS MONTHEND_INVENTORY
 SOURCE: VisualQED
 MODEL: INVENTORY
 BASIS: SETTLEMENT
 AS-OF: 4/30/08

RICHARD CORDRAY
 TREASURER, STATE OF OHIO

INVESTMENT INVENTORY
 SETTLED POSITIONS AS OF: 4/30/08

INVT#	FUND	GROUP	CUSIP	DESCRIPTION	RATE	MATURITY	YIELD	PAR AMOUNT	BOOK-VALUE	US\$-MARKET	1ST-PUR
181158	302	DPTF	912833JY7	US TREASURY STRIP		5/15/12	4.460	50,000.00	40,181.00	44,813.50	5/31/07
181406	302	DPTF	912833JY7	US TREASURY STRIP		5/15/12	4.740	50,000.00	39,771.00	44,813.50	6/26/07
181853	302	DPTF	912833JY7	US TREASURY STRIP		5/15/12	4.475	100,000.00	80,885.00	89,627.00	7/30/07
178323	302	DPTF	912820HF7	US TREASURY STRIP (P)		8/15/12	4.550	50,000.00	38,405.50	44,266.50	10/04/06
178578	302	DPTF	912820HF7	US TREASURY STRIP (P)		8/15/12	4.724	138,000.00	105,240.18	122,175.54	10/26/06
178988	302	DPTF	912820HF7	US TREASURY STRIP (P)		8/15/12	4.490	50,000.00	38,794.00	44,266.50	11/28/06
182212	302	DPTF	912820HF7	US TREASURY STRIP (P)		8/15/12	4.300	100,000.00	80,960.00	88,533.00	8/28/07
182543	302	DPTF	912833DC1	US TREASURY STRIP		8/15/12	4.311	100,000.00	81,180.00	88,048.00	9/25/07
182748	302	DPTF	912833DC1	US TREASURY STRIP		8/15/12	4.153	100,000.00	81,889.00	88,048.00	10/05/07
179286	302	DPTF	912820HL4	US TREASURY STRIP (P)		11/15/12	4.484	250,000.00	192,372.50	219,275.00	12/18/06
183722	302	DPTF	912833JZ4	US TREASURY STRIP		11/15/12	3.377	50,000.00	42,370.00	43,620.50	12/05/07
183929	302	DPTF	912833JZ4	US TREASURY STRIP		11/15/12	3.620	100,000.00	83,859.00	87,241.00	12/19/07
184219	302	DPTF	912833JZ4	US TREASURY STRIP		11/15/12	3.134	150,000.00	129,015.00	130,861.50	1/10/08
180360	302	DPTF	912820HR1	US TREASURY STRIP (P)		2/15/13	4.495	50,000.00	38,516.50	43,273.50	4/03/07
180512	302	DPTF	912820HR1	US TREASURY STRIP (P)		2/15/13	4.650	100,000.00	76,438.00	86,547.00	4/12/07
180728	302	DPTF	912820HR1	US TREASURY STRIP (P)		2/15/13	4.500	100,000.00	77,266.00	86,547.00	4/30/07
184830	302	DPTF	912833DD9	US TREASURY STRIP		2/15/13	2.950	10,000.00	8,646.96	8,622.10	2/28/08
185220	302	DPTF	912833DD9	US TREASURY STRIP		2/15/13	2.399	10,000.00	8,900.00	8,622.10	3/27/08
185262	302	DPTF	912833DD9	US TREASURY STRIP		2/15/13	2.630	50,000.00	44,009.00	43,110.50	3/28/08
185589	302	DPTF	912833DD9	US TREASURY STRIP		2/15/13	2.550	50,000.00	44,237.00	43,110.50	4/16/08
185608	302	DPTF	912833DD9	US TREASURY STRIP		2/15/13	2.509	10,000.00	8,865.00	8,622.10	4/16/08
185875	302	DPTF	912833DD9	US TREASURY STRIP		2/15/13	3.070	25,000.00	21,599.00	21,555.25	4/28/08
181854	302	DPTF	912820HX8	US TREASURY STRIP (P)		5/15/13	4.780	100,000.00	76,058.00	85,726.00	7/30/07
181159	302	DPTF	912833KA7	US TREASURY STRIP		5/15/13	4.782	50,000.00	37,732.00	42,672.00	5/31/07
181407	302	DPTF	912833KA7	US TREASURY STRIP		5/15/13	5.030	50,000.00	37,323.50	42,672.00	6/26/07
181548	302	DPTF	912833KA7	US TREASURY STRIP		5/15/13	4.899	50,000.00	37,655.00	42,672.00	7/06/07
178325	302	DPTF	912820JE8	US TREASURY STRIP (P)		8/15/13	4.550	50,000.00	36,715.50	42,448.00	10/04/06
178579	302	DPTF	912820JE8	US TREASURY STRIP (P)		8/15/13	4.765	138,000.00	100,165.92	117,156.48	10/26/06
182213	302	DPTF	912820JE8	US TREASURY STRIP (P)		8/15/13	4.340	100,000.00	77,407.00	84,896.00	8/28/07
182544	302	DPTF	912820JE8	US TREASURY STRIP (P)		8/15/13	4.405	100,000.00	77,370.00	84,896.00	9/25/07
182749	302	DPTF	912820JE8	US TREASURY STRIP (P)		8/15/13	4.240	100,000.00	78,198.00	84,896.00	10/05/07
178989	302	DPTF	912833DE7	US TREASURY STRIP		8/15/13	4.485	50,000.00	37,121.50	42,338.00	11/28/06
179287	302	DPTF	912820JN8	US TREASURY STRIP (P)		11/15/13	4.516	250,000.00	183,630.00	210,145.00	12/18/06
183723	302	DPTF	912833KB5	US TREASURY STRIP		11/15/13	3.557	50,000.00	40,545.00	41,823.50	12/05/07
183930	302	DPTF	912833KB5	US TREASURY STRIP		11/15/13	3.790	100,000.00	80,110.00	83,647.00	12/19/07
184220	302	DPTF	912833KB5	US TREASURY STRIP		11/15/13	3.339	150,000.00	123,600.00	125,470.50	1/10/08
180361	302	DPTF	912820JX6	US TREASURY STRIP (P)		2/15/14	4.570	50,000.00	36,656.50	41,606.00	4/03/07
180513	302	DPTF	912833DF4	US TREASURY STRIP		2/15/14	4.710	100,000.00	72,711.00	82,457.00	4/12/07
180729	302	DPTF	912833DF4	US TREASURY STRIP		2/15/14	4.565	100,000.00	73,585.00	82,457.00	4/30/07

PGM: INVS_MONTHEND_INVENTORY
 SOURCE: VisualQED
 MODEL: INVENTORY
 BASIS: SETTLEMENT
 AS-OF: 4/30/08

RICHARD CORDRAY
 TREASURER, STATE OF OHIO

INVESTMENT INVENTORY
 SETTLED POSITIONS AS OF: 4/30/08

INVT#	FUND	GROUP	CUSIP	DESCRIPTION	RATE	MATURITY	YIELD	PAR AMOUNT	BOOK-VALUE	US\$-MARKET	1ST-PUR
184831	302	DPTF	912833DF4	US TREASURY STRIP		2/15/14	3.290	10,000.00	8,231.40	8,245.70	2/28/08
185221	302	DPTF	912833DF4	US TREASURY STRIP		2/15/14	2.558	10,000.00	8,610.00	8,245.70	3/27/08
185263	302	DPTF	912833DF4	US TREASURY STRIP		2/15/14	2.870	50,000.00	42,281.00	41,228.50	3/28/08
185590	302	DPTF	912833DF4	US TREASURY STRIP		2/15/14	2.785	50,000.00	42,551.00	41,228.50	4/16/08
185609	302	DPTF	912833DF4	US TREASURY STRIP		2/15/14	2.674	10,000.00	8,565.00	8,245.70	4/16/08
185876	302	DPTF	912833DF4	US TREASURY STRIP		2/15/14	3.300	25,000.00	20,677.75	20,614.25	4/28/08
181160	302	DPTF	912833KC3	US TREASURY STRIP		5/15/14	4.850	50,000.00	35,825.50	40,789.50	5/31/07
181408	302	DPTF	912833KC3	US TREASURY STRIP		5/15/14	5.115	50,000.00	35,312.50	40,789.50	6/26/07
181549	302	DPTF	912833KC3	US TREASURY STRIP		5/15/14	4.975	50,000.00	35,695.00	40,789.50	7/06/07
181855	302	DPTF	912833KC3	US TREASURY STRIP		5/15/14	4.860	100,000.00	72,165.00	81,579.00	7/30/07
178326	302	DPTF	912833DG2	US TREASURY STRIP		8/15/14	4.630	50,000.00	34,885.50	40,422.00	10/04/06
178580	302	DPTF	912833DG2	US TREASURY STRIP		8/15/14	4.783	138,000.00	95,427.00	111,564.72	10/26/06
178990	302	DPTF	912833DG2	US TREASURY STRIP		8/15/14	4.555	50,000.00	35,324.00	40,422.00	11/28/06
182214	302	DPTF	912833DG2	US TREASURY STRIP		8/15/14	4.490	100,000.00	73,399.00	80,844.00	8/28/07
182545	302	DPTF	912833DG2	US TREASURY STRIP		8/15/14	4.520	100,000.00	73,500.00	80,844.00	9/25/07
182750	302	DPTF	912833DG2	US TREASURY STRIP		8/15/14	4.377	100,000.00	74,296.00	80,844.00	10/05/07
179288	302	DPTF	912833KD1	US TREASURY STRIP		11/15/14	4.529	250,000.00	175,435.00	199,382.50	12/18/06
179694	302	DPTF	912833KD1	US TREASURY STRIP		11/15/14	4.848	150,000.00	103,281.00	119,629.50	1/31/07
183724	302	DPTF	912833KD1	US TREASURY STRIP		11/15/14	3.788	50,000.00	38,530.00	39,876.50	12/05/07
183931	302	DPTF	912833KD1	US TREASURY STRIP		11/15/14	4.220	100,000.00	74,944.00	79,753.00	12/19/07
184221	302	DPTF	912833KD1	US TREASURY STRIP		11/15/14	3.601	150,000.00	117,480.00	119,629.50	1/10/08
180514	302	DPTF	912803AA1	US TREASURY STRIP (P)		2/15/15	4.765	100,000.00	69,112.00	79,066.00	4/12/07
180730	302	DPTF	912803AA1	US TREASURY STRIP (P)		2/15/15	4.640	100,000.00	69,936.00	79,066.00	4/30/07
180362	302	DPTF	912833DH0	US TREASURY STRIP		2/15/15	4.630	50,000.00	34,875.50	39,427.50	4/03/07
184832	302	DPTF	912833DH0	US TREASURY STRIP		2/15/15	3.640	10,000.00	7,778.51	7,885.50	2/28/08
185222	302	DPTF	912833DH0	US TREASURY STRIP		2/15/15	2.777	10,000.00	8,270.00	7,885.50	3/27/08
185265	302	DPTF	912833DH0	US TREASURY STRIP		2/15/15	3.150	50,000.00	40,320.00	39,427.50	3/28/08
185591	302	DPTF	912833DH0	US TREASURY STRIP		2/15/15	3.100	50,000.00	40,522.00	39,427.50	4/16/08
185610	302	DPTF	912833DH0	US TREASURY STRIP		2/15/15	2.935	10,000.00	8,195.00	7,885.50	4/16/08
185877	302	DPTF	912833DH0	US TREASURY STRIP		2/15/15	3.463	25,000.00	19,794.75	19,713.75	4/28/08
181161	302	DPTF	912833KE9	US TREASURY STRIP		5/15/15	4.870	50,000.00	34,096.00	38,922.50	5/31/07
181409	302	DPTF	912833KE9	US TREASURY STRIP		5/15/15	5.165	50,000.00	33,444.50	38,922.50	6/26/07
181550	302	DPTF	912833KE9	US TREASURY STRIP		5/15/15	5.031	50,000.00	33,836.00	38,922.50	7/06/07
181856	302	DPTF	912833KE9	US TREASURY STRIP		5/15/15	4.920	100,000.00	68,468.00	77,845.00	7/30/07
182546	302	DPTF	912803AC7	US TREASURY STRIP (F)		8/15/15	4.694	100,000.00	69,350.00	76,990.00	9/25/07
178327	302	DPTF	912833JT8	US TREASURY STRIP		8/15/15	4.660	50,000.00	33,238.00	38,412.50	10/04/06
178581	302	DPTF	912833JT8	US TREASURY STRIP		8/15/15	4.806	138,000.00	90,841.26	106,018.50	10/26/06
178991	302	DPTF	912833JT8	US TREASURY STRIP		8/15/15	4.580	50,000.00	33,696.50	38,412.50	11/28/06
182215	302	DPTF	912833JT8	US TREASURY STRIP		8/15/15	4.620	100,000.00	69,504.00	76,825.00	8/28/07

PGM: INVS_MONTHEND_INVENTORY
 SOURCE: VisualQED
 MODEL: INVENTORY
 BASIS: SETTLEMENT
 AS-OF: 4/30/08

RICHARD CORDRAY
 TREASURER, STATE OF OHIO

INVESTMENT INVENTORY
 SETTLED POSITIONS AS OF: 4/30/08

INVT#	FUND	GROUP	CUSIP	DESCRIPTION	RATE	MATURITY	YIELD	PAR AMOUNT	BOOK-VALUE	US\$-MARKET	1ST-PUR
182751	302	DPTF	912833JT8	US TREASURY STRIP		8/15/15	4.513	100,000.00	70,412.00	76,825.00	10/05/07
183725	302	DPTF	912803AH3	US TREASURY STRIP (P)		11/15/15	4.004	50,000.00	36,490.00	38,066.50	12/05/07
179289	302	DPTF	912833KF6	US TREASURY STRIP		11/15/15	4.583	250,000.00	166,962.50	189,490.00	12/18/06
179695	302	DPTF	912833KF6	US TREASURY STRIP		11/15/15	4.890	150,000.00	98,097.00	113,694.00	1/31/07
183932	302	DPTF	912833KF6	US TREASURY STRIP		11/15/15	4.270	100,000.00	71,601.00	75,796.00	12/19/07
184222	302	DPTF	912833KF6	US TREASURY STRIP		11/15/15	3.857	150,000.00	111,150.00	113,694.00	1/10/08
180363	302	DPTF	912833KG4	US TREASURY STRIP		2/15/16	4.660	50,000.00	33,228.50	37,465.00	4/03/07
180515	302	DPTF	912833KG4	US TREASURY STRIP		2/15/16	4.785	100,000.00	65,819.00	74,930.00	4/12/07
180731	302	DPTF	912833KG4	US TREASURY STRIP		2/15/16	4.655	100,000.00	66,715.00	74,930.00	4/30/07
184833	302	DPTF	912833KG4	US TREASURY STRIP		2/15/16	4.070	10,000.00	7,255.01	7,493.00	2/28/08
185223	302	DPTF	912833KG4	US TREASURY STRIP		2/15/16	3.316	10,000.00	7,715.00	7,493.00	3/27/08
185266	302	DPTF	912833KG4	US TREASURY STRIP		2/15/16	3.400	50,000.00	38,328.50	37,465.00	3/28/08
185592	302	DPTF	912833KG4	US TREASURY STRIP		2/15/16	3.400	50,000.00	38,396.00	37,465.00	4/16/08
185611	302	DPTF	912833KG4	US TREASURY STRIP		2/15/16	3.316	10,000.00	7,729.00	7,493.00	4/16/08
185878	302	DPTF	912833KG4	US TREASURY STRIP		2/15/16	3.700	25,000.00	18,782.75	18,732.50	4/28/08
181551	302	DPTF	912803AH6	US TREASURY STRIP (P)		5/15/16	5.073	50,000.00	32,080.50	36,973.50	7/06/07
181857	302	DPTF	912803AH6	US TREASURY STRIP (P)		5/15/16	4.960	100,000.00	64,997.00	73,947.00	7/30/07
181162	302	DPTF	912833KH2	US TREASURY STRIP		5/15/16	4.900	50,000.00	32,409.00	36,799.00	5/31/07
181410	302	DPTF	912833KH2	US TREASURY STRIP		5/15/16	5.185	50,000.00	31,727.00	36,799.00	6/26/07
178328	302	DPTF	912833KJ8	US TREASURY STRIP		8/15/16	4.710	50,000.00	31,589.00	36,361.00	10/04/06
178582	302	DPTF	912833KJ8	US TREASURY STRIP		8/15/16	4.869	138,000.00	86,107.86	100,356.36	10/26/06
178992	302	DPTF	912833KJ8	US TREASURY STRIP		8/15/16	4.635	50,000.00	32,037.00	36,361.00	11/28/06
182216	302	DPTF	912833KJ8	US TREASURY STRIP		8/15/16	4.700	100,000.00	65,937.00	72,722.00	8/28/07
182547	302	DPTF	912833KJ8	US TREASURY STRIP		8/15/16	4.763	100,000.00	65,810.00	72,722.00	9/25/07
182752	302	DPTF	912833KJ8	US TREASURY STRIP		8/15/16	4.603	100,000.00	66,816.00	72,722.00	10/05/07
179290	302	DPTF	912833KK5	US TREASURY STRIP		11/15/16	4.629	250,000.00	158,857.50	178,415.00	12/18/06
183726	302	DPTF	912833KK5	US TREASURY STRIP		11/15/16	4.104	50,000.00	34,765.00	35,683.00	12/05/07
183933	302	DPTF	912833KK5	US TREASURY STRIP		11/15/16	4.400	100,000.00	67,866.00	71,366.00	12/19/07
184223	302	DPTF	912833KK5	US TREASURY STRIP		11/15/16	3.991	150,000.00	105,750.00	107,049.00	1/10/08
180364	302	DPTF	912833KL3	US TREASURY STRIP		2/15/17	4.700	50,000.00	31,610.50	35,150.00	4/03/07
180516	302	DPTF	912833KL3	US TREASURY STRIP		2/15/17	4.820	100,000.00	62,568.00	70,300.00	4/12/07
180732	302	DPTF	912833KL3	US TREASURY STRIP		2/15/17	4.680	100,000.00	63,562.00	70,300.00	4/30/07
184834	302	DPTF	912833KL3	US TREASURY STRIP		2/15/17	4.080	10,000.00	6,962.39	7,030.00	2/28/08
185224	302	DPTF	912833KL3	US TREASURY STRIP		2/15/17	3.699	10,000.00	7,220.00	7,030.00	3/27/08
185267	302	DPTF	912833KL3	US TREASURY STRIP		2/15/17	3.740	50,000.00	35,974.50	35,150.00	3/28/08
185593	302	DPTF	912833KL3	US TREASURY STRIP		2/15/17	3.695	50,000.00	36,185.00	35,150.00	4/16/08
185612	302	DPTF	912833KL3	US TREASURY STRIP		2/15/17	3.709	10,000.00	7,228.00	7,030.00	4/16/08
185879	302	DPTF	912833KL3	US TREASURY STRIP		2/15/17	4.020	25,000.00	17,613.25	17,575.00	4/28/08
181858	302	DPTF	912803AL7	US TREASURY STRIP (P)		5/15/17	5.010	100,000.00	61,594.00	69,414.00	7/30/07

PGM: INVS MONTHEND_INVENTORY
 SOURCE: VisualQED
 MODEL: INVENTORY
 BASIS: SETTLEMENT
 AS-OF: 4/30/08

RICHARD CORDRAY
 TREASURER, STATE OF OHIO

INVESTMENT INVENTORY
 SETTLED POSITIONS AS OF: 4/30/08

INVT#	FUND	GROUP	CUSIP	DESCRIPTION	RATE	MATURITY	YIELD	PAR AMOUNT	BOOK-VALUE	US\$-MARKET	1ST-PUR
181163	302	DPTF	912833KM1	US TREASURY STRIP		5/15/17	4.970	50,000.00	30,668.50	34,646.00	5/31/07
181411	302	DPTF	912833KM1	US TREASURY STRIP		5/15/17	5.255	50,000.00	29,941.00	34,646.00	6/26/07
181552	302	DPTF	912833KM1	US TREASURY STRIP		5/15/17	5.126	50,000.00	30,356.50	34,646.00	7/06/07
182548	302	DPTF	912803AM5	US TREASURY STRIP (P)		8/15/17	4.875	100,000.00	62,110.00	68,530.00	9/25/07
178329	302	DPTF	912833KN9	US TREASURY STRIP		8/15/17	4.750	50,000.00	30,024.50	34,202.50	10/04/06
178583	302	DPTF	912833KN9	US TREASURY STRIP		8/15/17	4.903	138,000.00	81,769.14	94,398.90	10/26/06
178993	302	DPTF	912833KN9	US TREASURY STRIP		8/15/17	4.655	50,000.00	30,538.00	34,202.50	11/28/06
182217	302	DPTF	912833KN9	US TREASURY STRIP		8/15/17	4.800	100,000.00	62,335.00	68,405.00	8/28/07
182753	302	DPTF	912833KN9	US TREASURY STRIP		8/15/17	4.700	100,000.00	63,247.00	68,405.00	10/05/07
179291	302	DPTF	912833KP4	US TREASURY STRIP		11/15/17	4.677	250,000.00	150,977.50	168,642.50	12/18/06
179697	302	DPTF	912833KP4	US TREASURY STRIP		11/15/17	4.994	150,000.00	88,105.50	101,185.50	1/31/07
183727	302	DPTF	912833KP4	US TREASURY STRIP		11/15/17	4.203	50,000.00	33,060.00	33,728.50	12/05/07
183934	302	DPTF	912833KP4	US TREASURY STRIP		11/15/17	4.500	100,000.00	64,349.00	67,457.00	12/19/07
184224	302	DPTF	912833KP4	US TREASURY STRIP		11/15/17	4.083	150,000.00	100,755.00	101,185.50	1/10/08
180365	302	DPTF	912833KQ2	US TREASURY STRIP		2/15/18	4.790	50,000.00	29,888.50	33,318.50	4/03/07
180517	302	DPTF	912833KQ2	US TREASURY STRIP		2/15/18	4.910	100,000.00	59,092.00	66,637.00	4/12/07
180733	302	DPTF	912833KQ2	US TREASURY STRIP		2/15/18	4.775	100,000.00	60,084.00	66,637.00	4/30/07
184835	302	DPTF	912833KQ2	US TREASURY STRIP		2/15/18	4.270	10,000.00	6,563.92	6,663.70	2/28/08
185225	302	DPTF	912833KQ2	US TREASURY STRIP		2/15/18	3.893	10,000.00	6,830.00	6,663.70	3/27/08
185268	302	DPTF	912833KQ2	US TREASURY STRIP		2/15/18	3.930	50,000.00	34,033.00	33,318.50	3/28/08
185594	302	DPTF	912833KQ2	US TREASURY STRIP		2/15/18	3.835	50,000.00	34,416.00	33,318.50	4/16/08
185613	302	DPTF	912833KQ2	US TREASURY STRIP		2/15/18	3.876	10,000.00	6,856.00	6,663.70	4/16/08
185880	302	DPTF	912833KQ2	US TREASURY STRIP		2/15/18	4.180	25,000.00	16,667.75	16,659.25	4/28/08
181553	302	DPTF	912803AN3	US TREASURY STRIP (P)		5/15/18	5.166	50,000.00	28,738.50	33,007.00	7/06/07
181164	302	DPTF	912833KR0	US TREASURY STRIP		5/15/18	5.010	50,000.00	29,074.50	32,910.00	5/31/07
181412	302	DPTF	912833KR0	US TREASURY STRIP		5/15/18	5.295	50,000.00	28,307.00	32,910.00	6/26/07
181859	302	DPTF	912833KR0	US TREASURY STRIP		5/15/18	5.047	100,000.00	58,394.00	65,820.00	7/30/07
178330	302	DPTF	912833KS8	US TREASURY STRIP		8/15/18	4.790	50,000.00	28,515.00	32,405.00	10/04/06
178584	302	DPTF	912833KS8	US TREASURY STRIP		8/15/18	4.940	138,000.00	77,571.18	89,437.80	10/26/06
178994	302	DPTF	912833KS8	US TREASURY STRIP		8/15/18	4.687	50,000.00	29,058.00	32,405.00	11/28/06
182218	302	DPTF	912833KS8	US TREASURY STRIP		8/15/18	4.880	100,000.00	58,940.00	64,810.00	8/28/07
182549	302	DPTF	912833KS8	US TREASURY STRIP		8/15/18	4.961	100,000.00	58,650.00	64,810.00	9/25/07
182754	302	DPTF	912833KS8	US TREASURY STRIP		8/15/18	4.780	100,000.00	59,866.00	64,810.00	10/05/07
183728	302	DPTF	912803AP8	US TREASURY STRIP (P)		11/15/18	4.312	50,000.00	31,345.00	31,966.50	12/05/07
183935	302	DPTF	912803AP8	US TREASURY STRIP (P)		11/15/18	4.620	100,000.00	60,765.00	63,933.00	12/19/07
184225	302	DPTF	912803AP8	US TREASURY STRIP (P)		11/15/18	4.228	150,000.00	95,280.00	95,899.50	1/10/08
179292	302	DPTF	912833KT6	US TREASURY STRIP		11/15/18	4.700	250,000.00	143,770.00	159,832.50	12/18/06
185226	302	DPTF	912803AQ6	US TREASURY STRIP (P)		2/15/19	4.098	10,000.00	6,430.00	6,305.80	3/27/08
180366	302	DPTF	912833KU3	US TREASURY STRIP		2/15/19	4.850	50,000.00	28,309.50	31,462.50	4/03/07

PGM: INVS_MONTHEND_INVENTORY
 SOURCE: VisualQED
 MODEL: INVENTORY
 BASIS: SETTLEMENT
 AS-OF: 4/30/08

RICHARD CORDRAY
 TREASURER, STATE OF OHIO

INVESTMENT INVENTORY
 SETTLED POSITIONS AS OF: 4/30/08

INVT#	FUND	GROUP	CUSIP	DESCRIPTION	RATE	MATURITY	YIELD	PAR AMOUNT	BOOK-VALUE	US\$-MARKET	1ST-PUR
180518	302	DPTF	912833KU3	US TREASURY STRIP		2/15/19	4.975	100,000.00	55,873.00	62,925.00	4/12/07
184836	302	DPTF	912833KU3	US TREASURY STRIP		2/15/19	4.400	10,000.00	6,205.19	6,292.50	2/28/08
185269	302	DPTF	912833KU3	US TREASURY STRIP		2/15/19	4.140	50,000.00	32,008.50	31,462.50	3/28/08
185595	302	DPTF	912833KU3	US TREASURY STRIP		2/15/19	4.112	50,000.00	32,172.00	31,462.50	4/16/08
185614	302	DPTF	912833KU3	US TREASURY STRIP		2/15/19	4.019	10,000.00	6,498.00	6,292.50	4/16/08
185881	302	DPTF	912833KU3	US TREASURY STRIP		2/15/19	4.350	25,000.00	15,707.50	15,731.25	4/28/08
181165	302	DPTF	912833KV1	US TREASURY STRIP		5/15/19	5.077	50,000.00	27,454.00	27,093.00	5/31/07
181413	302	DPTF	912833KV1	US TREASURY STRIP		5/15/19	5.340	50,000.00	26,726.00	31,093.00	6/26/07
181554	302	DPTF	912833KV1	US TREASURY STRIP		5/15/19	5.209	50,000.00	27,172.50	31,093.00	7/06/07
181860	302	DPTF	912833KV1	US TREASURY STRIP		5/15/19	5.100	100,000.00	55,215.00	62,186.00	7/30/07
182550	302	DPTF	912803AR4	US TREASURY STRIP (P)		8/15/19	5.027	100,000.00	55,420.00	55,249.00	9/25/07
178331	302	DPTF	912833KW9	US TREASURY STRIP		8/15/19	4.850	50,000.00	26,992.50	30,557.00	10/04/06
178585	302	DPTF	912833KW9	US TREASURY STRIP		8/15/19	5.001	138,000.00	73,316.64	84,337.32	10/26/06
178995	302	DPTF	912833KW9	US TREASURY STRIP		8/15/19	4.745	50,000.00	27,543.00	30,557.00	11/28/06
182219	302	DPTF	912833KW9	US TREASURY STRIP		8/15/19	4.940	100,000.00	55,773.00	61,114.00	8/28/07
182755	302	DPTF	912833KW9	US TREASURY STRIP		8/15/19	4.840	100,000.00	56,708.00	61,114.00	10/05/07
179293	302	DPTF	912833KX7	US TREASURY STRIP		11/15/19	4.763	250,000.00	136,157.50	150,447.50	12/18/06
183729	302	DPTF	912833KX7	US TREASURY STRIP		11/15/19	4.407	50,000.00	29,705.00	30,089.50	12/05/07
183936	302	DPTF	912833KX7	US TREASURY STRIP		11/15/19	4.720	100,000.00	57,381.00	60,179.00	12/19/07
184226	302	DPTF	912833KX7	US TREASURY STRIP		11/15/19	4.342	150,000.00	90,180.00	90,268.50	1/10/08
180367	302	DPTF	912833KY5	US TREASURY STRIP		2/15/20	4.910	50,000.00	26,782.00	29,623.00	4/03/07
180519	302	DPTF	912833KY5	US TREASURY STRIP		2/15/20	5.030	100,000.00	52,828.00	59,246.00	4/12/07
180735	302	DPTF	912833KY5	US TREASURY STRIP		2/15/20	4.880	100,000.00	53,960.00	59,246.00	4/30/07
184837	302	DPTF	912833KY5	US TREASURY STRIP		2/15/20	4.500	10,000.00	5,871.79	5,924.60	2/28/08
185227	302	DPTF	912833KY5	US TREASURY STRIP		2/15/20	4.216	10,000.00	6,090.00	5,924.60	3/27/08
185270	302	DPTF	912833KY5	US TREASURY STRIP		2/15/20	4.280	50,000.00	30,227.00	29,623.00	3/28/08
185596	302	DPTF	912833KY5	US TREASURY STRIP		2/15/20	4.150	50,000.00	30,753.50	29,623.00	4/16/08
185615	302	DPTF	912833KY5	US TREASURY STRIP		2/15/20	4.176	10,000.00	6,132.00	5,924.60	4/16/08
185882	302	DPTF	912833KY5	US TREASURY STRIP		2/15/20	4.470	25,000.00	14,838.75	14,811.50	4/28/08
181166	302	DPTF	912833KZ2	US TREASURY STRIP		5/15/20	5.143	50,000.00	25,897.50	29,158.50	5/31/07
181414	302	DPTF	912833KZ2	US TREASURY STRIP		5/15/20	5.400	50,000.00	25,164.00	29,158.50	6/26/07
181555	302	DPTF	912833KZ2	US TREASURY STRIP		5/15/20	5.274	50,000.00	25,600.00	29,158.50	7/06/07
181861	302	DPTF	912833KZ2	US TREASURY STRIP		5/15/20	5.170	100,000.00	52,047.00	58,317.00	7/30/07
182551	302	DPTF	912833KZ2	US TREASURY STRIP		5/15/20	5.095	100,000.00	52,950.00	58,317.00	9/25/07
178332	302	DPTF	912833LA6	US TREASURY STRIP		8/15/20	4.900	50,000.00	25,556.00	28,730.00	10/04/06
178586	302	DPTF	912833LA6	US TREASURY STRIP		8/15/20	5.050	138,000.00	69,324.30	79,294.80	10/26/06
178996	302	DPTF	912833LA6	US TREASURY STRIP		8/15/20	4.795	50,000.00	26,106.00	28,730.00	11/28/06
182220	302	DPTF	912833LA6	US TREASURY STRIP		8/15/20	4.980	100,000.00	52,849.00	57,460.00	8/28/07
182756	302	DPTF	912833LA6	US TREASURY STRIP		8/15/20	4.920	100,000.00	53,520.00	57,460.00	10/05/07

PGM: INVS_MONTHEND_INVENTORY
 SOURCE: VisualQED
 MODEL: INVENTORY
 BASIS: SETTLEMENT
 AS-OF: 4/30/08

RICHARD CORDRAY
 TREASURER, STATE OF OHIO

INVESTMENT INVENTORY
 SETTLED POSITIONS AS OF: 4/30/08

INVT#	FUND	GROUP	CUSIP	DESCRIPTION	RATE	MATURITY	YIELD	PAR AMOUNT	BOOK-VALUE	US\$-MARKET	1ST-PUR
179294	302	DPTF	912833LB4	US TREASURY STRIP		11/15/20	4.806	250,000.00	129,142.50	141,517.50	12/18/06
183730	302	DPTF	912833LB4	US TREASURY STRIP		11/15/20	4.475	50,000.00	28,195.00	28,303.50	12/05/07
183937	302	DPTF	912833LB4	US TREASURY STRIP		11/15/20	4.810	100,000.00	54,147.00	56,607.00	12/19/07
184227	302	DPTF	912833LB4	US TREASURY STRIP		11/15/20	4.465	150,000.00	85,065.00	84,910.50	1/10/08
180368	302	DPTF	912833LC2	US TREASURY STRIP		2/15/21	4.960	50,000.00	25,342.00	27,914.50	4/03/07
180520	302	DPTF	912833LC2	US TREASURY STRIP		2/15/21	5.058	100,000.00	50,081.00	55,829.00	4/12/07
180736	302	DPTF	912833LC2	US TREASURY STRIP		2/15/21	4.950	100,000.00	50,938.00	55,829.00	4/30/07
184838	302	DPTF	912833LC2	US TREASURY STRIP		2/15/21	4.650	10,000.00	5,510.45	5,582.90	2/28/08
185228	302	DPTF	912833LC2	US TREASURY STRIP		2/15/21	4.299	10,000.00	5,780.00	5,582.90	3/27/08
185271	302	DPTF	912833LC2	US TREASURY STRIP		2/15/21	4.380	50,000.00	28,610.50	27,914.50	3/28/08
185597	302	DPTF	912833LC2	US TREASURY STRIP		2/15/21	4.260	50,000.00	29,111.00	27,914.50	4/16/08
185616	302	DPTF	912833LC2	US TREASURY STRIP		2/15/21	4.263	10,000.00	5,820.00	5,582.90	4/16/08
185883	302	DPTF	912833LC2	US TREASURY STRIP		2/15/21	4.600	25,000.00	13,968.00	13,957.25	4/28/08
181167	302	DPTF	912833LD0	US TREASURY STRIP		5/15/21	5.180	50,000.00	24,490.50	27,563.00	5/31/07
181415	302	DPTF	912833LD0	US TREASURY STRIP		5/15/21	5.425	50,000.00	23,777.50	27,563.00	6/26/07
181556	302	DPTF	912833LD0	US TREASURY STRIP		5/15/21	5.300	50,000.00	24,218.50	27,563.00	7/06/07
181862	302	DPTF	912833LD0	US TREASURY STRIP		5/15/21	5.200	100,000.00	49,258.00	55,126.00	7/30/07
182552	302	DPTF	912833LD0	US TREASURY STRIP		5/15/21	5.143	100,000.00	50,030.00	55,126.00	9/25/07
178333	302	DPTF	912833LE8	US TREASURY STRIP		8/15/21	4.920	50,000.00	24,277.50	27,179.50	10/04/06
178587	302	DPTF	912833LE8	US TREASURY STRIP		8/15/21	5.076	138,000.00	65,704.56	75,015.42	10/26/06
178997	302	DPTF	912833LE8	US TREASURY STRIP		8/15/21	4.820	50,000.00	24,808.50	27,179.50	11/28/06
182221	302	DPTF	912833LE8	US TREASURY STRIP		8/15/21	5.080	100,000.00	49,631.00	54,359.00	8/28/07
182757	302	DPTF	912833LE8	US TREASURY STRIP		8/15/21	4.960	100,000.00	50,705.00	54,359.00	10/05/07
179295	302	DPTF	912833LF5	US TREASURY STRIP		11/15/21	4.828	250,000.00	122,757.50	134,170.00	12/18/06
179701	302	DPTF	912833LF5	US TREASURY STRIP		11/15/21	5.127	150,000.00	70,956.00	80,502.00	1/31/07
183731	302	DPTF	912833LF5	US TREASURY STRIP		11/15/21	4.518	50,000.00	26,815.00	26,834.00	12/05/07
183938	302	DPTF	912833LF5	US TREASURY STRIP		11/15/21	4.860	100,000.00	51,285.00	53,668.00	12/19/07
184228	302	DPTF	912833LF5	US TREASURY STRIP		11/15/21	4.503	150,000.00	80,970.00	80,502.00	1/10/08
180369	302	DPTF	912833LG3	US TREASURY STRIP		2/15/22	4.980	50,000.00	24,060.00	26,420.50	4/03/07
180521	302	DPTF	912833LG3	US TREASURY STRIP		2/15/22	5.100	100,000.00	47,349.00	52,841.00	4/12/07
180737	302	DPTF	912833LG3	US TREASURY STRIP		2/15/22	4.975	100,000.00	48,332.00	52,841.00	4/30/07
184839	302	DPTF	912833LG3	US TREASURY STRIP		2/15/22	4.720	10,000.00	5,212.86	5,284.10	2/28/08
185229	302	DPTF	912833LG3	US TREASURY STRIP		2/15/22	4.399	10,000.00	5,465.00	5,284.10	3/27/08
185272	302	DPTF	912833LG3	US TREASURY STRIP		2/15/22	4.450	50,000.00	27,138.00	26,420.50	3/28/08
185598	302	DPTF	912833LG3	US TREASURY STRIP		2/15/22	4.350	50,000.00	27,571.00	26,420.50	4/16/08
185617	302	DPTF	912833LG3	US TREASURY STRIP		2/15/22	4.356	10,000.00	5,510.00	5,284.10	4/16/08
185884	302	DPTF	912833LG3	US TREASURY STRIP		2/15/22	4.670	25,000.00	13,221.50	13,210.25	4/28/08
181168	302	DPTF	912833LH1	US TREASURY STRIP		5/15/22	5.198	50,000.00	23,210.00	26,116.50	5/31/07
181416	302	DPTF	912833LH1	US TREASURY STRIP		5/15/22	5.430	50,000.00	22,522.00	26,116.50	6/26/07

PGM: INVS MONTHEND_INVENTORY
 SOURCE: VisualQED
 MODEL: INVENTORY
 BASIS: SETTLEMENT
 AS-OF: 4/30/08

RICHARD CORDRAY
 TREASURER, STATE OF OHIO

INVESTMENT INVENTORY
 SETTLED POSITIONS AS OF: 4/30/08

INVT#	FUND	GROUP	CUSIP	DESCRIPTION	RATE	MATURITY	YIELD	PAR AMOUNT	BOOK-VALUE	USS-MARKET	1ST-PUR
181557	302	DPTF	912833LH1	US TREASURY STRIP		5/15/22	5.301	50,000.00	22,978.50	26,116.50	7/06/07
181863	302	DPTF	912833LH1	US TREASURY STRIP		5/15/22	5.220	100,000.00	46,659.00	52,233.00	7/30/07
178334	302	DPTF	912833LJ7	US TREASURY STRIP		8/15/22	4.900	50,000.00	23,197.50	25,780.50	10/04/06
178588	302	DPTF	912833LJ7	US TREASURY STRIP		8/15/22	5.071	138,000.00	62,540.22	71,154.18	10/26/06
178998	302	DPTF	912833LJ7	US TREASURY STRIP		8/15/22	4.802	50,000.00	23,720.00	25,780.50	11/28/06
182222	302	DPTF	912833LJ7	US TREASURY STRIP		8/15/22	5.060	100,000.00	47,341.00	51,561.00	8/28/07
182553	302	DPTF	912833LJ7	US TREASURY STRIP		8/15/22	5.133	100,000.00	47,020.00	51,561.00	9/25/07
182758	302	DPTF	912833LJ7	US TREASURY STRIP		8/15/22	4.955	100,000.00	48,316.00	51,561.00	10/05/07
179296	302	DPTF	912833LK4	US TREASURY STRIP		11/15/22	4.829	250,000.00	117,020.00	127,235.00	12/18/06
183732	302	DPTF	912833LK4	US TREASURY STRIP		11/15/22	4.547	50,000.00	25,535.00	25,447.00	12/05/07
183939	302	DPTF	912833LK4	US TREASURY STRIP		11/15/22	4.870	100,000.00	48,809.00	50,894.00	12/19/07
184229	302	DPTF	912833LK4	US TREASURY STRIP		11/15/22	4.536	150,000.00	77,070.00	76,341.00	1/10/08
180370	302	DPTF	912833LL2	US TREASURY STRIP		2/15/23	4.980	50,000.00	22,905.50	25,117.00	4/03/07
180522	302	DPTF	912833LL2	US TREASURY STRIP		2/15/23	5.095	100,000.00	45,059.00	50,234.00	4/12/07
180738	302	DPTF	912833LL2	US TREASURY STRIP		2/15/23	4.975	100,000.00	46,014.00	50,234.00	4/30/07
184840	302	DPTF	912833LL2	US TREASURY STRIP		2/15/23	4.770	10,000.00	4,939.02	5,023.40	2/28/08
185230	302	DPTF	912833LL2	US TREASURY STRIP		2/15/23	4.428	10,000.00	5,210.00	5,023.40	3/27/08
185273	302	DPTF	912833LL2	US TREASURY STRIP		2/15/23	4.490	50,000.00	25,818.50	25,117.00	3/28/08
185599	302	DPTF	912833LL2	US TREASURY STRIP		2/15/23	4.400	50,000.00	26,218.00	25,117.00	4/16/08
185618	302	DPTF	912833LL2	US TREASURY STRIP		2/15/23	4.379	10,000.00	5,260.00	5,023.40	4/16/08
185885	302	DPTF	912833LL2	US TREASURY STRIP		2/15/23	4.700	25,000.00	12,570.50	12,558.50	4/28/08
181169	302	DPTF	912833LN8	US TREASURY STRIP		5/15/23	5.185	50,000.00	22,092.00	24,826.50	5/31/07
181417	302	DPTF	912833LN8	US TREASURY STRIP		5/15/23	5.420	50,000.00	21,380.50	24,826.50	6/26/07
181558	302	DPTF	912833LN8	US TREASURY STRIP		5/15/23	5.291	50,000.00	21,843.00	24,826.50	7/06/07
181864	302	DPTF	912833LN8	US TREASURY STRIP		5/15/23	5.200	100,000.00	44,452.00	49,653.00	7/30/07
178335	302	DPTF	912833LM0	US TREASURY STRIP		8/15/23	4.920	50,000.00	22,029.00	24,539.00	10/04/06
178589	302	DPTF	912833LM0	US TREASURY STRIP		8/15/23	5.066	138,000.00	59,534.58	67,727.64	10/26/06
178999	302	DPTF	912833LM0	US TREASURY STRIP		8/15/23	4.810	50,000.00	22,591.50	24,539.00	11/28/06
182223	302	DPTF	912833LM0	US TREASURY STRIP		8/15/23	5.070	100,000.00	44,963.00	49,078.00	8/28/07
182554	302	DPTF	912833LM0	US TREASURY STRIP		8/15/23	5.125	100,000.00	44,750.00	49,078.00	9/25/07
182759	302	DPTF	912833LM0	US TREASURY STRIP		8/15/23	4.955	100,000.00	46,008.00	49,078.00	10/05/07
179297	302	DPTF	912833LP3	US TREASURY STRIP		11/15/23	4.832	250,000.00	111,512.50	120,907.50	12/18/06
179703	302	DPTF	912833LP3	US TREASURY STRIP		11/15/23	5.127	150,000.00	64,126.50	72,544.50	1/31/07
183733	302	DPTF	912833LP3	US TREASURY STRIP		11/15/23	4.550	50,000.00	24,400.00	24,181.50	12/05/07
183940	302	DPTF	912833LP3	US TREASURY STRIP		11/15/23	4.870	100,000.00	46,516.00	48,363.00	12/19/07
184230	302	DPTF	912833LP3	US TREASURY STRIP		11/15/23	4.540	150,000.00	73,650.00	72,544.50	1/10/08
180371	302	DPTF	912833LQ1	US TREASURY STRIP		2/15/24	4.985	50,000.00	21,788.00	23,863.50	4/03/07
180523	302	DPTF	912833LQ1	US TREASURY STRIP		2/15/24	5.095	100,000.00	42,848.00	47,727.00	4/12/07
180739	302	DPTF	912833LQ1	US TREASURY STRIP		2/15/24	4.975	100,000.00	43,808.00	47,727.00	4/30/07

PGM: INVS_MONTHEND_INVENTORY
 SOURCE: VisualQED
 MODEL: INVENTORY
 BASIS: SETTLEMENT
 AS-OF: 4/30/08

RICHARD CORDRAY
 TREASURER, STATE OF OHIO

INVESTMENT INVENTORY
 SETTLED POSITIONS AS OF: 4/30/08

INVT#	FUND	GROUP	CUSIP	DESCRIPTION	RATE	MATURITY	YIELD	PAR AMOUNT	BOOK-VALUE	US\$-MARKET	1ST-PUR
184841	302	DPTF	912833LQ1	US TREASURY STRIP		2/15/24	4.830	10,000.00	4,667.73	4,772.70	2/28/08
185231	302	DPTF	912833LQ1	US TREASURY STRIP		2/15/24	4.456	10,000.00	4,965.00	4,772.70	3/27/08
185274	302	DPTF	912833LQ1	US TREASURY STRIP		2/15/24	4.520	50,000.00	24,582.50	23,863.50	3/28/08
185600	302	DPTF	912833LQ1	US TREASURY STRIP		2/15/24	4.430	50,000.00	24,985.00	23,863.50	4/16/08
185619	302	DPTF	912833LQ1	US TREASURY STRIP		2/15/24	4.426	10,000.00	5,000.00	4,772.70	4/16/08
185886	302	DPTF	912833LQ1	US TREASURY STRIP		2/15/24	4.730	25,000.00	11,944.50	11,931.75	4/28/08
181170	302	DPTF	912833LR9	US TREASURY STRIP		5/15/24	5.190	50,000.00	20,972.50	23,549.00	5/31/07
181418	302	DPTF	912833LR9	US TREASURY STRIP		5/15/24	5.425	50,000.00	20,250.50	23,549.00	6/26/07
181559	302	DPTF	912833LR9	US TREASURY STRIP		5/15/24	5.297	50,000.00	20,710.00	23,549.00	7/06/07
181865	302	DPTF	912833LR9	US TREASURY STRIP		5/15/24	5.210	100,000.00	42,158.00	47,098.00	7/30/07
182555	302	DPTF	912833LR9	US TREASURY STRIP		5/15/24	5.149	100,000.00	42,920.00	47,098.00	9/25/07
178336	302	DPTF	912833LS7	US TREASURY STRIP		8/15/24	4.920	50,000.00	20,983.50	23,274.00	10/04/06
178590	302	DPTF	912833LS7	US TREASURY STRIP		8/15/24	5.074	138,000.00	56,549.64	64,236.24	10/26/06
179000	302	DPTF	912833LS7	US TREASURY STRIP		8/15/24	4.815	50,000.00	21,524.00	23,274.00	11/28/06
182224	302	DPTF	912833LS7	US TREASURY STRIP		8/15/24	5.100	100,000.00	42,556.00	46,548.00	8/28/07
182760	302	DPTF	912833LS7	US TREASURY STRIP		8/15/24	4.973	100,000.00	43,684.00	46,548.00	10/05/07
179298	302	DPTF	912833LT5	US TREASURY STRIP		11/15/24	4.840	250,000.00	106,165.00	115,012.50	12/18/06
183734	302	DPTF	912833LT5	US TREASURY STRIP		11/15/24	4.582	50,000.00	23,205.00	23,002.50	12/05/07
183941	302	DPTF	912833LT5	US TREASURY STRIP		11/15/24	4.890	100,000.00	44,185.00	44,005.00	12/19/07
184231	302	DPTF	912833LT5	US TREASURY STRIP		11/15/24	4.564	150,000.00	70,140.00	69,007.50	1/10/08
180372	302	DPTF	912833LU2	US TREASURY STRIP		2/15/25	4.990	50,000.00	20,723.00	22,660.00	4/03/07
180524	302	DPTF	912833LU2	US TREASURY STRIP		2/15/25	5.103	100,000.00	40,692.00	45,320.00	4/12/07
180740	302	DPTF	912833LU2	US TREASURY STRIP		2/15/25	4.980	100,000.00	41,671.00	45,320.00	4/30/07
184842	302	DPTF	912833LU2	US TREASURY STRIP		2/15/25	4.830	10,000.00	4,450.19	4,532.00	2/28/08
185232	302	DPTF	912833LU2	US TREASURY STRIP		2/15/25	4.470	10,000.00	4,740.00	4,532.00	3/27/08
185275	302	DPTF	912833LU2	US TREASURY STRIP		2/15/25	4.440	50,000.00	23,820.50	22,660.00	3/28/08
185601	302	DPTF	912833LU2	US TREASURY STRIP		2/15/25	4.460	50,000.00	23,797.00	22,660.00	4/16/08
185623	302	DPTF	912833LU2	US TREASURY STRIP		2/15/25	4.408	10,000.00	4,800.00	4,532.00	4/16/08
185887	302	DPTF	912833LU2	US TREASURY STRIP		2/15/25	4.780	25,000.00	11,305.75	11,330.00	4/28/08
181171	302	DPTF	912833LV0	US TREASURY STRIP		5/15/25	5.180	50,000.00	19,959.50	22,320.00	5/31/07
181419	302	DPTF	912833LV0	US TREASURY STRIP		5/15/25	5.415	50,000.00	19,228.50	22,320.00	6/26/07
181560	302	DPTF	912833LV0	US TREASURY STRIP		5/15/25	5.292	50,000.00	19,671.00	22,320.00	7/06/07
181866	302	DPTF	912833LV0	US TREASURY STRIP		5/15/25	5.205	100,000.00	40,080.00	44,640.00	7/30/07
178337	302	DPTF	912833LW8	US TREASURY STRIP		8/15/25	4.910	50,000.00	20,025.00	22,094.50	10/04/06
178591	302	DPTF	912833LW8	US TREASURY STRIP		8/15/25	5.060	138,000.00	53,924.88	60,980.82	10/26/06
179001	302	DPTF	912833LW8	US TREASURY STRIP		8/15/25	4.805	50,000.00	20,561.50	22,094.50	11/28/06
182225	302	DPTF	912833LW8	US TREASURY STRIP		8/15/25	5.110	100,000.00	40,395.00	44,189.00	8/28/07
182556	302	DPTF	912833LW8	US TREASURY STRIP		8/15/25	5.146	100,000.00	40,300.00	44,189.00	9/25/07
182761	302	DPTF	912833LW8	US TREASURY STRIP		8/15/25	4.972	100,000.00	41,591.00	44,189.00	10/05/07

PGM: INVS_MONTHEND_INVENTORY
 SOURCE: VisualQED
 MODEL: INVENTORY
 BASIS: SETTLEMENT
 AS-OF: 4/30/08

RICHARD CORDRAY
 TREASURER, STATE OF OHIO

INVESTMENT INVENTORY
 SETTLED POSITIONS AS OF: 4/30/08

INVT#	FUND	GROUP	CUSIP	DESCRIPTION	RATE	MATURITY	YIELD	PAR AMOUNT	BOOK-VALUE	US\$-MARKET	1ST-PUR
179299	302	DPTF	912833LX6	US TREASURY STRIP		11/15/25	4.835	250,000.00	101,300.00	108,802.50	12/18/06
179705	302	DPTF	912833LX6	US TREASURY STRIP		11/15/25	5.145	150,000.00	57,760.50	65,281.50	1/31/07
183735	302	DPTF	912833LX6	US TREASURY STRIP		11/15/25	4.601	50,000.00	22,105.00	21,760.50	12/05/07
183942	302	DPTF	912833LX6	US TREASURY STRIP		11/15/25	4.890	100,000.00	42,101.00	43,521.00	12/19/07
184232	302	DPTF	912833LX6	US TREASURY STRIP		11/15/25	4.570	150,000.00	66,975.00	65,281.50	1/10/08
180373	302	DPTF	912833LY4	US TREASURY STRIP		2/15/26	4.970	50,000.00	19,799.00	21,467.00	4/03/07
180525	302	DPTF	912833LY4	US TREASURY STRIP		2/15/26	5.080	100,000.00	38,853.00	42,934.00	4/12/07
180741	302	DPTF	912833LY4	US TREASURY STRIP		2/15/26	4.965	100,000.00	39,780.00	42,934.00	4/30/07
184843	302	DPTF	912833LY4	US TREASURY STRIP		2/15/26	4.870	10,000.00	4,213.13	4,293.40	2/28/08
185233	302	DPTF	912833LY4	US TREASURY STRIP		2/15/26	4.495	10,000.00	4,515.00	4,293.40	3/27/08
185276	302	DPTF	912833LY4	US TREASURY STRIP		2/15/26	4.470	50,000.00	22,677.50	21,467.00	3/28/08
185602	302	DPTF	912833LY4	US TREASURY STRIP		2/15/26	4.480	50,000.00	22,691.00	21,467.00	4/16/08
185624	302	DPTF	912833LY4	US TREASURY STRIP		2/15/26	4.452	10,000.00	4,560.00	4,293.40	4/16/08
185888	302	DPTF	912833LY4	US TREASURY STRIP		2/15/26	4.790	25,000.00	10,733.50	10,733.50	4/28/08
181172	302	DPTF	912833LZ1	US TREASURY STRIP		5/15/26	5.165	50,000.00	19,017.50	21,250.50	5/31/07
181420	302	DPTF	912833LZ1	US TREASURY STRIP		5/15/26	5.390	50,000.00	18,312.00	21,250.50	6/26/07
181561	302	DPTF	912833LZ1	US TREASURY STRIP		5/15/26	5.265	50,000.00	18,763.50	21,250.50	7/06/07
181867	302	DPTF	912833LZ1	US TREASURY STRIP		5/15/26	5.118	100,000.00	38,682.00	42,501.00	7/30/07
178592	302	DPTF	912833PA2	US TREASURY STRIP		8/15/26	5.052	138,000.00	51,376.02	58,063.50	10/26/06
182226	302	DPTF	912833PA2	US TREASURY STRIP		8/15/26	5.100	100,000.00	38,478.00	42,075.00	8/28/07
182557	302	DPTF	912833PA2	US TREASURY STRIP		8/15/26	5.162	100,000.00	38,190.00	42,075.00	9/25/07
182762	302	DPTF	912833PA2	US TREASURY STRIP		8/15/26	4.963	100,000.00	39,670.00	42,075.00	10/05/07
183736	302	DPTF	912833PB0	US TREASURY STRIP		11/15/26	4.605	50,000.00	21,105.00	20,790.00	12/05/07
183943	302	DPTF	912833PB0	US TREASURY STRIP		11/15/26	4.553	100,000.00	42,689.00	41,580.00	12/19/07
184233	302	DPTF	912833PB0	US TREASURY STRIP		11/15/26	4.554	150,000.00	64,200.00	62,370.00	1/10/08
185625	302	DPTF	912803BK8	US TREASURY STRIP (P)		2/15/27	4.457	10,000.00	4,360.00	4,124.20	4/16/08
184844	302	DPTF	912833PC8	US TREASURY STRIP		2/15/27	4.900	10,000.00	3,992.97	4,109.10	2/28/08
185234	302	DPTF	912833PC8	US TREASURY STRIP		2/15/27	4.456	10,000.00	4,350.00	4,109.10	3/27/08
185277	302	DPTF	912833PC8	US TREASURY STRIP		2/15/27	4.460	50,000.00	21,736.50	20,545.50	3/28/08
185603	302	DPTF	912833PC8	US TREASURY STRIP		2/15/27	4.500	50,000.00	21,628.00	20,545.50	4/16/08
185889	302	DPTF	912833PC8	US TREASURY STRIP		2/15/27	4.680	25,000.00	10,477.25	10,477.25	4/28/08
178593	302	DPTF	912833PE4	US TREASURY STRIP		8/15/27	5.024	138,000.00	49,154.22	55,484.28	10/26/06
184845	302	DPTF	912833RY8	US TREASURY STRIP		2/15/28	4.890	10,000.00	3,811.70	3,934.30	2/28/08
185235	302	DPTF	912833RY8	US TREASURY STRIP		2/15/28	4.478	10,000.00	4,145.00	3,934.30	3/27/08
185626	302	DPTF	912833RY8	US TREASURY STRIP		2/15/28	4.515	10,000.00	4,125.00	3,934.30	4/16/08
185890	302	DPTF	912833RY8	US TREASURY STRIP		2/15/28	4.660	25,000.00	10,042.25	9,835.75	4/28/08
178594	302	DPTF	912833RZ5	US TREASURY STRIP		8/15/28	5.002	138,000.00	46,993.14	53,029.26	10/26/06
184846	302	DPTF	912833KN5	US TREASURY STRIP		2/15/29	4.870	10,000.00	3,646.82	3,753.10	2/28/08
185236	302	DPTF	912833KN5	US TREASURY STRIP		2/15/29	4.435	10,000.00	4,000.00	3,753.10	3/27/08

PGM: INVS_MONTHEND_INVENTORY
 SOURCE: VisualQED
 MODEL: INVENTORY
 BASIS: SETTLEMENT
 AS-OF: 4/30/08

RICHARD CORDRAY
 TREASURER, STATE OF OHIO

INVESTMENT INVENTORY
 SETTLED POSITIONS AS OF: 4/30/08

INVST#	FUND	GROUP	CUSIP	DESCRIPTION	RATE	MATURITY	YIELD	PAR AMOUNT	BOOK-VALUE	DS\$-MARKET	1ST-PUR
185627	302	DPTF	912833XN5	US TREASURY STRIP		2/15/29	4.459	10,000.00	3,990.00	3,753.10	4/16/08
185891	302	DPTF	912833XN5	DS TREASURY STRIP		2/15/29	4.660	25,000.00	9,590.25	9,382.75	4/28/08
178595	302	DPTF	912833XP0	DS TREASURY STRIP		8/15/29	4.988	138,000.00	44,867.94	50,692.92	10/26/06
184847	302	DPTF	912833XX3	US TREASURY STRIP		2/15/30	4.860	10,000.00	3,482.97	3,603.40	2/28/08
185237	302	DPTF	912833XX3	DS TREASURY STRIP		2/15/30	4.470	10,000.00	3,800.00	3,603.40	3/27/08
185628	302	DPTF	912833XX3	DS TREASURY STRIP		2/15/30	4.481	10,000.00	3,800.00	3,603.40	4/16/08
185892	302	DPTF	912833XX3	DS TREASURY STRIP		2/15/30	4.630	25,000.00	9,217.25	9,008.50	4/28/08
178596	302	DPTF	912833XY1	DS TREASURY STRIP		8/15/30	4.941	138,000.00	43,180.20	48,770.58	10/26/06
184848	302	DPTF	912803CK7	DS TREASURY STRIP (P)		2/15/31	4.800	10,000.00	3,364.63	3,492.40	2/28/08
185238	302	DPTF	912833XZ8	US TREASURY STRIP		2/15/31	4.392	10,000.00	3,700.00	3,465.90	3/27/08
185629	302	DPTF	912833XZ8	US TREASURY STRIP		2/15/31	4.402	10,000.00	3,700.00	3,465.90	4/16/08
185893	302	DPTF	912833XZ8	US TREASURY STRIP		2/15/31	4.570	25,000.00	8,923.25	8,664.75	4/28/08
178597	302	DPTF	912833486	DS TREASURY STRIP		8/15/31	4.945	138,000.00	41,082.60	46,910.34	10/26/06
184849	302	DPTF	9128334T4	DS TREASURY STRIP		2/15/32	4.300	10,000.00	3,607.60	3,334.80	2/28/08
185239	302	DPTF	9128334T4	DS TREASURY STRIP		2/15/32	4.419	10,000.00	3,520.00	3,334.80	3/27/08
185630	302	DPTF	9128334T4	DS TREASURY STRIP		2/15/32	4.393	10,000.00	3,550.00	3,334.80	4/16/08
185894	302	DPTF	9128334T4	DS TREASURY STRIP		2/15/32	4.550	25,000.00	8,568.75	8,337.00	4/28/08
185240	302	DPTF	9128334V9	DS TREASURY STRIP		2/15/33	4.388	10,000.00	3,395.00	3,184.40	3/27/08
185631	302	DPTF	9128334V9	US TREASURY STRIP		2/15/33	4.362	10,000.00	3,425.00	3,184.40	4/16/08
185895	302	DPTF	9128334V9	US TREASURY STRIP		2/15/33	4.550	25,000.00	8,192.00	7,961.00	4/28/08
185241	302	DPTF	9128334X5	DS TREASURY STRIP		2/15/34	4.389	10,000.00	3,250.00	3,048.40	3/27/08
185637	302	DPTF	9128334X5	DS TREASURY STRIP		2/15/34	4.338	10,000.00	3,300.00	3,048.40	4/16/08
185897	302	DPTF	9128334X5	DS TREASURY STRIP		2/15/34	4.540	25,000.00	7,851.25	7,621.00	4/28/08
185242	302	DPTF	9128334Z0	DS TREASURY STRIP		2/15/35	4.379	10,000.00	3,120.00	2,903.50	3/27/08
185632	302	DPTF	9128334Z0	DS TREASURY STRIP		2/15/35	4.352	10,000.00	3,150.00	2,903.50	4/16/08
185898	302	DPTF	9128334Z0	US TREASURY STRIP		2/15/35	4.520	25,000.00	7,546.00	7,258.75	4/28/08
185243	302	DPTF	9128335B2	US TREASURY STRIP		2/15/36	4.334	10,000.00	3,025.00	2,802.80	3/27/08
185633	302	DPTF	9128335B2	DS TREASURY STRIP		2/15/36	4.282	10,000.00	3,075.00	2,802.80	4/16/08
185899	302	DPTF	9128335B2	DS TREASURY STRIP		2/15/36	4.510	25,000.00	7,235.75	7,007.00	4/28/08
185244	302	DPTF	9128337F1	US TREASURY STRIP		2/15/37	4.331	10,000.00	2,900.00	2,677.40	3/27/08
185634	302	DPTF	9128337F1	US TREASURY STRIP		2/15/37	4.279	10,000.00	2,950.00	2,677.40	4/16/08
185900	302	DPTF	9128337F1	DS TREASURY STRIP		2/15/37	4.518	25,000.00	6,905.00	6,693.50	4/28/08
								33,973,000.00	21,412,947.66	23,131,148.40	
								820,255,336.07	538,685,681.19	687,605,267.75	

PGM: INVS MONTHEND_INVENTORY
 SOURCE: VisualQED
 MODEL: INVENTORY
 BASIS: SETTLEMENT
 AS-OF: 4/30/08

RICHARD CORDRAY
 TREASURER, STATE OF OHIO

INVESTMENT INVENTORY
 SETTLED POSITIONS AS OF: 4/30/08

INVT#	FUND	GROUP	CUSIP	DESCRIPTION	RATE	MATURITY	YIELD	PAR AMOUNT	BOOK-VALUE	US\$-MARKET	1ST-PUR
185170	400	STAR	00077KE11	ABN AMRO NA FINANCE, INC	2.5250	5/01/08	2.567	50,000,000.00	49,866,736.11	49,866,736.11	3/24/08
185159	400	STAR	0027A0E15	ABBEY NATIONAL NA, LLC	2.4200	5/01/08	2.461	30,000,000.00	29,913,283.33	29,913,283.33	3/19/08
185172	400	STAR	0660P0E17	BANK OF AMERICA	2.4000	5/01/08	2.440	50,000,000.00	49,860,000.00	49,860,000.00	3/20/08
185378	400	STAR	4662J0E16	JP MORGAN CHASE & CO	2.3000	5/01/08	2.336	50,000,000.00	49,904,166.67	49,904,166.67	4/01/08
185380	400	STAR	00077KE29	ABN AMRO NA FINANCE, INC	2.8300	5/02/08	2.876	50,000,000.00	49,878,152.78	49,878,152.78	4/01/08
185300	400	STAR	2521N0E29	DEKIA DELAWARE	2.7200	5/02/08	2.765	50,000,000.00	49,864,000.00	49,864,000.00	3/27/08
185301	400	STAR	0660P0E58	BANK OF AMERICA	2.5600	5/05/08	2.603	50,000,000.00	49,861,333.33	49,861,333.33	3/27/08
185358	400	STAR	12478JE51	CBA (DE) FINANCE, INC	2.6300	5/05/08	2.673	50,000,000.00	49,883,111.11	49,883,111.11	4/03/08
185441	400	STAR	74977KE62	RABOBANK USA FINANCIAL CORP	2.6500	5/06/08	2.693	50,000,000.00	49,882,222.22	49,882,222.22	4/04/08
185388	400	STAR	2521N0E78	DEKIA DELAWARE	2.6200	5/07/08	2.663	50,000,000.00	49,869,000.00	49,869,000.00	4/01/08
185550	400	STAR	4497W0E87	ING (US) FUNDING	2.6500	5/08/08	2.692	50,000,000.00	49,896,944.44	49,896,944.44	4/10/08
185200	400	STAR	36959RE92	GENERAL ELECTRIC CAPITAL SERV	2.3700	5/09/08	2.410	50,000,000.00	49,848,583.33	49,848,583.33	3/24/08
185412	400	STAR	00077KEC7	ABN AMRO NA FINANCE, INC	2.8200	5/12/08	2.868	15,000,000.00	14,953,000.00	14,953,000.00	4/02/08
185251	400	STAR	02581REC3	AMERICAN EXPRESS CREDIT CORP	2.5600	5/12/08	2.604	35,000,000.00	34,880,533.33	34,880,533.33	3/25/08
185302	400	STAR	02581REC3	AMERICAN EXPRESS CREDIT CORP	2.6400	5/12/08	2.686	15,000,000.00	14,949,400.00	14,949,400.00	3/27/08
185507	400	STAR	0027A0ED9	ABBEY NATIONAL NA, LLC	2.4400	5/13/08	2.480	50,000,000.00	49,884,777.78	49,884,777.78	4/09/08
185283	400	STAR	36959RED3	GENERAL ELECTRIC CAPITAL SERV	2.4300	5/13/08	2.472	45,000,000.00	44,854,200.00	44,854,200.00	3/26/08
185413	400	STAR	36960LED3	GENERAL ELECTRIC COMPANY	2.3100	5/13/08	2.348	5,000,000.00	4,986,845.83	4,986,845.83	4/02/08
185414	400	STAR	74433GEF9	PRUDENTIAL FUNDING	2.3500	5/15/08	2.389	15,000,000.00	14,957,895.83	14,957,895.83	4/02/08
185572	400	STAR	02581REE5	AMERICAN EXPRESS CREDIT CORP	2.6200	5/19/08	2.664	35,000,000.00	34,903,205.56	34,903,205.56	4/11/08
185733	400	STAR	74977KEK1	RABOBANK USA FINANCIAL CORP	2.6950	5/19/08	2.739	50,000,000.00	49,880,222.22	49,880,222.22	4/17/08
185808	400	STAR	74977KEM7	RABOBANK USA FINANCIAL CORP	2.8000	5/21/08	2.846	15,000,000.00	14,965,000.00	14,965,000.00	4/21/08
185747	400	STAR	0027A0EN7	ABBEY NATIONAL NA, LLC	2.4600	5/22/08	2.500	30,000,000.00	29,928,250.00	29,928,250.00	4/17/08
185822	400	STAR	4662J0EN8	JP MORGAN CHASE & CO	2.3800	5/22/08	2.418	50,000,000.00	49,900,833.33	49,900,833.33	4/22/08
185823	400	STAR	12478JEP7	CBA (DE) FINANCE, INC	2.6800	5/23/08	2.723	50,000,000.00	49,892,055.56	49,892,055.56	4/24/08
185844	400	STAR	86958TEP8	SVENSKA HANDELSBANK, INC	2.6900	5/23/08	2.733	50,000,000.00	49,891,652.78	49,891,652.78	4/24/08
185915	400	STAR	74433GEU6	PRUDENTIAL FUNDING	2.3300	5/28/08	2.367	50,000,000.00	49,893,208.33	49,893,208.33	4/25/08
185573	400	STAR	4042F0EV9	HSBC FINANCE CORP	2.4000	5/29/08	2.441	50,000,000.00	49,840,000.00	49,840,000.00	4/11/08
185846	400	STAR	86958TEV5	SVENSKA HANDELSBANK, INC	2.6900	5/29/08	2.735	50,000,000.00	49,869,236.11	49,869,236.11	4/24/08
185672	400	STAR	02581REW9	AMERICAN EXPRESS CREDIT CORP	2.6400	5/30/08	2.686	30,000,000.00	29,901,000.00	29,901,000.00	4/15/08
185970	400	STAR	74433GF27	PRUDENTIAL FUNDING	2.2800	6/02/08	2.317	50,000,000.00	49,892,333.33	49,892,333.33	4/29/08
185688	400	STAR	4042F0F30	HSBC FINANCE CORP	2.4500	6/03/08	2.492	30,000,000.00	29,902,000.00	29,902,000.00	4/16/08
185952	400	STAR	4497W0F37	ING (US) FUNDING	2.7700	6/03/08	2.816	35,000,000.00	34,903,050.00	34,903,050.00	4/28/08
185809	400	STAR	4042F0F55	HSBC FINANCE CORP	2.4500	6/05/08	2.492	35,000,000.00	34,892,812.50	34,892,812.50	4/21/08
185995	400	STAR	9497F0F56	WELLS FARGO & CO	2.1500	6/05/08	2.185	50,000,000.00	49,892,500.00	49,892,500.00	4/30/08
185841	400	STAR	0660P0F99	BANK OF AMERICA	2.6500	6/09/08	2.696	15,000,000.00	14,948,104.17	14,948,104.17	4/23/08
185916	400	STAR	02665JFA3	AMERICAN HONDA FINANCE CORP	2.2000	6/10/08	2.237	30,000,000.00	29,915,666.67	29,915,666.67	4/25/08
185853	400	STAR	36960LFA8	GENERAL ELECTRIC COMPANY	2.4300	6/10/08	2.472	15,000,000.00	14,951,400.00	14,951,400.00	4/23/08
								1,480,000,000.00	1,476,156,716.65	1,476,156,716.65	

PGM: INVS_MONTHEND_INVENTORY
 SOURCE: VisualQED
 MODEL: INVENTORY
 BASIS: SETTLEMENT
 AS-OF: 4/30/08

RICHARD CORDRAY
 TREASURER, STATE OF OHIO

INVESTMENT INVENTORY
 SETTLED POSITIONS AS OF: 4/30/08

INVT#	FUND	GROUP	CUSIP	DESCRIPTION	RATE	MATURITY	YIELD	PAR AMOUNT	BOOK-VALUE	US\$-MARKET	1ST-PUR
185469	400	STAR	31331YD56	FFCB DEBENTURE	2.3750	4/14/09	2.400	50,000,000.00	49,987,500.00	49,828,000.00	4/14/08
185470	400	STAR	31331YD56	FFCB DEBENTURE	2.3750	4/14/09	2.411	40,000,000.00	39,986,000.00	39,862,400.00	4/14/08
								90,000,000.00	89,973,500.00	89,690,400.00	
185719	400	STAR	3133XQV66	FHLB DEBENTURE	2.5200	4/21/09	2.520	50,000,000.00	50,000,000.00	49,890,500.00	4/25/08
185734	400	STAR	3133XQW73	FHLB DEBENTURE	2.6250	4/30/09	2.625	50,000,000.00	50,000,000.00	49,937,500.00	4/30/08
								100,000,000.00	100,000,000.00	99,828,000.00	
186003	400	STAR	313384WG0	FHLB DISCOUNT NOTE	1.7500	5/01/08	1.779	33,861,000.00	33,859,353.98	33,861,000.00	4/30/08
184800	400	STAR	313384WH8	FHLB DISCOUNT NOTE	2.7200	5/02/08	2.780	50,000,000.00	49,735,555.56	49,995,000.00	2/22/08
184801	400	STAR	313384WH8	FHLB DISCOUNT NOTE	2.7200	5/02/08	2.780	50,000,000.00	49,735,555.56	49,995,000.00	2/22/08
185015	400	STAR	313384WM7	FHLB DISCOUNT NOTE	2.2200	5/06/08	2.265	50,000,000.00	49,815,000.00	49,985,000.00	3/07/08
184709	400	STAR	313384WQ8	FHLB DISCOUNT NOTE	2.7000	5/09/08	2.763	50,000,000.00	49,673,750.00	49,980,000.00	2/12/08
184734	400	STAR	313384WQ8	FHLB DISCOUNT NOTE	2.7200	5/09/08	2.783	50,000,000.00	49,678,888.89	49,980,000.00	2/14/08
184735	400	STAR	313384WV7	FHLB DISCOUNT NOTE	2.7100	5/14/08	2.774	40,000,000.00	39,729,000.00	39,972,000.00	2/14/08
184749	400	STAR	313384WV7	FHLB DISCOUNT NOTE	2.7050	5/14/08	2.769	42,885,000.00	42,598,212.52	42,854,980.50	2/15/08
184887	400	STAR	313384XX0	FHLB DISCOUNT NOTE	2.6300	5/28/08	2.692	50,000,000.00	49,671,250.00	49,930,000.00	2/28/08
184911	400	STAR	313384XM6	FHLB DISCOUNT NOTE	2.5500	5/30/08	2.609	41,692,000.00	41,423,260.32	41,629,462.00	2/29/08
184912	400	STAR	313384XM6	FHLB DISCOUNT NOTE	2.5500	5/30/08	2.609	50,000,000.00	49,677,708.33	49,925,000.00	2/29/08
185107	400	STAR	313384XR5	FHLB DISCOUNT NOTE	2.0800	6/03/08	2.125	50,000,000.00	49,766,000.00	49,915,000.00	3/14/08
185030	400	STAR	313384XU8	FHLB DISCOUNT NOTE	2.1900	6/06/08	2.238	50,000,000.00	49,732,333.33	49,905,000.00	3/10/08
185039	400	STAR	313384XU8	FHLB DISCOUNT NOTE	2.2200	6/06/08	2.269	50,000,000.00	49,731,750.00	49,905,000.00	3/11/08
185118	400	STAR	313384XZ7	FHLB DISCOUNT NOTE	1.7130	6/11/08	1.749	38,000,000.00	37,844,497.67	37,916,400.00	3/17/08
185119	400	STAR	313384XZ7	FHLB DISCOUNT NOTE	1.7130	6/11/08	1.749	50,000,000.00	49,795,391.67	49,890,000.00	3/17/08
185344	400	STAR	313384YA1	FHLB DISCOUNT NOTE	2.0900	6/12/08	2.134	50,000,000.00	49,788,097.22	49,890,000.00	3/31/08
185103	400	STAR	313384YB9	FHLB DISCOUNT NOTE	2.0800	6/13/08	2.126	50,000,000.00	49,737,111.11	49,885,000.00	3/14/08
185104	400	STAR	313384YB9	FHLB DISCOUNT NOTE	2.0800	6/13/08	2.126	50,000,000.00	49,737,111.11	49,885,000.00	3/14/08
185345	400	STAR	313384YG8	FHLB DISCOUNT NOTE	2.0900	6/18/08	2.135	50,000,000.00	49,770,680.56	49,875,000.00	3/31/08
185712	400	STAR	313384YG8	FHLB DISCOUNT NOTE	2.0500	6/18/08	2.092	50,000,000.00	49,820,625.00	49,875,000.00	4/16/08
185306	400	STAR	313384YJ2	FHLB DISCOUNT NOTE	2.0300	6/20/08	2.074	33,954,000.00	33,791,256.59	33,865,719.60	3/27/08
185307	400	STAR	313384YJ2	FHLB DISCOUNT NOTE	2.0300	6/20/08	2.074	50,000,000.00	49,760,347.22	49,870,000.00	3/27/08
185326	400	STAR	313384YN3	FHLB DISCOUNT NOTE	2.0750	6/24/08	2.120	45,000,000.00	44,771,750.00	44,869,500.00	3/28/08
185477	400	STAR	313384ZB8	FHLB DISCOUNT NOTE	2.1150	7/07/08	2.162	50,000,000.00	49,732,687.50	49,820,000.00	4/07/08
185807	400	STAR	313384ZL6	FHLB DISCOUNT NOTE	2.0800	7/16/08	2.125	50,000,000.00	49,751,555.56	49,795,000.00	4/21/08
								1,225,392,000.00	1,219,128,729.70	1,223,269,062.10	

PGM: INVS_MONTHEND_INVENTORY
 SOURCE: VisualQED
 MODEL: INVENTORY
 BASIS: SETTLEMENT
 AS-OF: 4/30/08

RICHARD CORDRAY
 TREASURER, STATE OF OHIO

INVESTMENT INVENTORY
 SETTLED POSITIONS AS OF: 4/30/08

INVT#	FUND	GROUP	CUSIP	DESCRIPTION	RATE	MATURITY	YIELD	PAR AMOUNT	BOOK-VALUE	US\$-MARKET	1ST-PUR	
183331	400	STAR	313396WL3	FILMC DISCOUNT NOTE	4.2350	5/05/08	4.399	50,000,000.00	48,941,250.00	49,990,000.00	11/07/07	
184808	400	STAR	313396WL3	FILMC DISCOUNT NOTE	2.7000	5/05/08	2.759	50,000,000.00	49,737,500.00	49,990,000.00	2/25/08	
184718	400	STAR	313396WT6	FILMC DISCOUNT NOTE	2.7100	5/12/08	2.774	50,000,000.00	49,665,013.89	49,970,000.00	2/13/08	
184748	400	STAR	313396WT6	FILMC DISCOUNT NOTE	2.6900	5/12/08	2.753	50,000,000.00	49,674,958.33	49,970,000.00	2/15/08	
185036	400	STAR	313396WX7	FILMC DISCOUNT NOTE	2.2530	5/16/08	2.300	29,744,000.00	29,621,142.41	29,720,204.80	3/11/08	
185127	400	STAR	313396WX7	FILMC DISCOUNT NOTE	1.7500	5/16/08	1.784	50,000,000.00	49,854,166.67	49,960,000.00	3/17/08	
185136	400	STAR	313396WX7	FILMC DISCOUNT NOTE	1.8300	5/16/08	1.866	50,000,000.00	49,850,041.67	49,960,000.00	3/18/08	
184864	400	STAR	313396XJ7	FILMC DISCOUNT NOTE	2.6900	5/27/08	2.753	50,000,000.00	49,663,750.00	49,935,000.00	2/27/08	
184865	400	STAR	313396XJ7	FILMC DISCOUNT NOTE	2.6900	5/27/08	2.753	50,000,000.00	49,663,750.00	49,935,000.00	2/27/08	
185027	400	STAR	313396XQ1	FILMC DISCOUNT NOTE	2.2000	6/02/08	2.248	50,000,000.00	49,743,333.33	49,915,000.00	3/10/08	
185028	400	STAR	313396XQ1	FILMC DISCOUNT NOTE	2.2000	6/02/08	2.248	50,000,000.00	49,743,333.33	49,915,000.00	3/10/08	
185029	400	STAR	313396XX6	FILMC DISCOUNT NOTE	2.1900	6/09/08	2.239	49,813,000.00	49,537,243.53	49,708,392.70	3/10/08	
185038	400	STAR	313396XX6	FILMC DISCOUNT NOTE	2.2280	6/09/08	2.278	50,000,000.00	49,721,500.00	49,895,000.00	3/11/08	
185141	400	STAR	313396YE7	FILMC DISCOUNT NOTE	1.7400	6/16/08	1.777	21,500,000.00	21,406,475.00	21,448,400.00	3/18/08	
185142	400	STAR	313396YE7	FILMC DISCOUNT NOTE	1.7400	6/16/08	1.777	50,000,000.00	49,782,500.00	49,880,000.00	3/18/08	
185253	400	STAR	313396YM9	FILMC DISCOUNT NOTE	2.0700	6/23/08	2.115	40,000,000.00	39,793,000.00	39,888,000.00	3/25/08	
185254	400	STAR	313396YM9	FILMC DISCOUNT NOTE	2.0700	6/23/08	2.115	50,000,000.00	49,741,250.00	49,860,000.00	3/25/08	
185290	400	STAR	313396YR8	FILMC DISCOUNT NOTE	2.0400	6/27/08	2.085	50,000,000.00	49,736,500.00	49,850,000.00	3/26/08	
184913	400	STAR	313396YU1	FILMC DISCOUNT NOTE	2.4500	6/30/08	2.512	50,000,000.00	49,584,861.11	49,840,000.00	2/29/08	
185327	400	STAR	313396YU1	FILMC DISCOUNT NOTE	2.0500	6/30/08	2.095	50,000,000.00	49,732,361.11	49,840,000.00	3/28/08	
185495	400	STAR	313396ZB2	FILMC DISCOUNT NOTE	2.1000	7/07/08	2.146	50,000,000.00	49,737,500.00	49,820,000.00	4/08/08	
185956	400	STAR	313396ZR7	FILMC DISCOUNT NOTE	2.0750	7/21/08	2.120	50,000,000.00	49,757,916.67	49,780,000.00	4/28/08	
185977	400	STAR	313396ZY2	FILMC DISCOUNT NOTE	2.0550	7/28/08	2.100	50,000,000.00	49,743,125.00	49,760,000.00	4/29/08	
185852	400	STAR	313396A94	FILMC DISCOUNT NOTE	2.0650	8/06/08	2.112	50,000,000.00	49,698,854.17	49,730,000.00	4/23/08	

									1,141,057,000.00	1,134,131,326.22	1,138,559,997.50	
185483	400	STAR	3128X7HC1	FILMC MEDIUM TERM NOTE	2.4500	4/09/09	2.450	50,000,000.00	50,000,000.00	49,872,500.00	4/09/08	

									50,000,000.00	50,000,000.00	49,872,500.00	
185476	400	STAR	313588WN1	FNMA DISCOUNT NOTE	2.1400	5/07/08	2.180	50,000,000.00	49,910,833.33	49,985,000.00	4/07/08	
185492	400	STAR	313588WU5	FNMA DISCOUNT NOTE	2.1000	5/13/08	2.139	50,000,000.00	49,897,916.67	49,970,000.00	4/08/08	
184802	400	STAR	313588WV3	FNMA DISCOUNT NOTE	2.7150	5/14/08	2.777	50,000,000.00	49,690,791.67	49,965,000.00	2/22/08	
185143	400	STAR	313588WV3	FNMA DISCOUNT NOTE	1.7500	5/14/08	1.784	33,650,000.00	33,556,761.46	33,626,445.00	3/18/08	
184815	400	STAR	313588WW1	FNMA DISCOUNT NOTE	2.7200	5/15/08	2.782	35,000,000.00	34,788,444.44	34,975,500.00	2/25/08	
185493	400	STAR	313588WW1	FNMA DISCOUNT NOTE	2.1000	5/15/08	2.140	50,000,000.00	49,892,083.33	49,965,000.00	4/08/08	
184852	400	STAR	313588XC4	FNMA DISCOUNT NOTE	2.7200	5/21/08	2.783	50,000,000.00	49,678,888.89	49,950,000.00	2/26/08	
184853	400	STAR	313588XC4	FNMA DISCOUNT NOTE	2.7200	5/21/08	2.783	50,000,000.00	49,678,888.89	49,950,000.00	2/26/08	

PGM: INVS_MONTHEND_INVENTORY
 SOURCE: VisualQED
 MODEL: INVENTORY
 BASIS: SETTLEMENT
 AS-OF: 4/30/08

RICHARD CORDRAY
 TREASURER, STATE OF OHIO

INVESTMENT INVENTORY
 SETTLED POSITIONS AS OF: 4/30/08

INVT#	FUND	GROUP	CUSIP	DESCRIPTION	RATE	MATURITY	YIELD	PAR AMOUNT	BOOK-VALUE	US\$-MARKET	1ST-PUR
184868	400	STAR	313588KK6	FNMA DISCOUNT NOTE	2.6800	5/28/08	2.743	50,000,000.00	49,661,277.78	49,930,000.00	2/27/08
185000	400	STAR	313588XS9	FNMA DISCOUNT NOTE	2.3800	6/04/08	2.434	50,000,000.00	49,702,500.00	49,910,000.00	3/06/08
185001	400	STAR	313588XS9	FNMA DISCOUNT NOTE	2.3800	6/04/08	2.434	50,000,000.00	49,702,500.00	49,910,000.00	3/06/08
185108	400	STAR	313588XZ3	FNMA DISCOUNT NOTE	2.1000	6/11/08	2.146	30,000,000.00	29,844,250.00	29,934,000.00	3/14/08
185458	400	STAR	313588YA7	FNMA DISCOUNT NOTE	2.0900	6/12/08	2.133	40,000,000.00	39,839,766.67	39,912,000.00	4/04/08
185288	400	STAR	313588YP4	FNMA DISCOUNT NOTE	2.0750	6/25/08	2.121	50,000,000.00	49,737,743.06	49,855,000.00	3/26/08
185289	400	STAR	313588YP4	FNMA DISCOUNT NOTE	2.0750	6/25/08	2.121	50,000,000.00	49,737,743.06	49,855,000.00	3/26/08
185309	400	STAR	313588YQ2	FNMA DISCOUNT NOTE	2.0500	6/26/08	2.095	25,000,000.00	24,870,451.39	24,925,000.00	3/27/08
185310	400	STAR	313588YR0	FNMA DISCOUNT NOTE	2.0000	6/27/08	2.044	50,000,000.00	49,744,444.44	49,850,000.00	3/27/08
185576	400	STAR	313588YV1	FNMA DISCOUNT NOTE	2.0600	7/01/08	2.104	50,000,000.00	49,768,250.00	49,835,000.00	4/11/08
185577	400	STAR	313588YV1	FNMA DISCOUNT NOTE	2.0600	7/01/08	2.104	30,000,000.00	29,860,950.00	29,901,000.00	4/11/08
185333	400	STAR	313588YW9	FNMA DISCOUNT NOTE	2.0400	7/02/08	2.085	45,465,000.00	45,225,399.45	45,310,419.00	3/31/08
185415	400	STAR	313588YW9	FNMA DISCOUNT NOTH	2.1100	7/02/08	2.157	50,000,000.00	49,733,319.44	49,830,000.00	4/02/08
185416	400	STAR	313588YW9	FNMA DISCOUNT NOTE	2.1100	7/02/08	2.157	50,000,000.00	49,733,319.44	49,830,000.00	4/02/08
185328	400	STAR	313588ZD0	FNMA DISCOUNT NOTE	2.0400	7/09/08	2.086	50,000,000.00	49,708,166.67	49,815,000.00	3/28/08
185558	400	STAR	313588ZD0	FNMA DISCOUNT NOTE	2.0750	7/09/08	2.121	50,000,000.00	49,740,625.00	49,815,000.00	4/10/08
185769	400	STAR	313588ZL2	FNMA DISCOUNT NOTE	2.0700	7/16/08	2.115	50,000,000.00	49,744,125.00	49,795,000.00	4/18/08
								1,139,115,000.00	1,133,449,440.08	1,136,599,364.00	
184488	400	STAR	38141W273	GOLDMAN SACHS FIN SQ GOVT #465	2.4400			577,834,941.18	577,834,941.18	577,834,941.18	1/28/08
184633	400	STAR	4812C0670	JP MORGAN US GOVT MMKT #3164	2.3600			451,595,869.05	451,595,869.05	451,595,869.05	2/06/08
184561	400	STAR	60934N104	FEDERATED GOVT OBLIG FUND #005	2.2000			442,466,519.01	442,466,519.01	442,466,519.01	1/31/08
								1,471,897,329.24	1,471,897,329.24	1,471,897,329.24	
186007	400	STAR	RP0430088	FIFTH THIRD BANK, CINCI	1.7500	5/01/08	1.750	32,228,330.00	32,228,330.00	32,228,330.00	4/30/08
								32,228,330.00	32,228,330.00	32,228,330.00	
								6,729,689,659.24	6,706,965,371.89	6,718,101,699.49	

PGM: INVS_MONTHEND_INVENTORY
SOURCE: VisualQED
MODEL: INVENTORY
BASIS: SETTLEMENT
AS-OF: 4/30/08

RICHARD CORDRAY
TREASURER, STATE OF OHIO

INVESTMENT INVENTORY
SETTLED POSITIONS AS OF: 4/30/08

PAGE: 60

INVST# FUND GROUP CUSIP DESCRIPTION RATE MATURITY YIELD PAR AMOUNT BOOK-VALUE US\$-MARKET 1ST-PUR

--- GRAND-TOTAL --> -----
20218398283.35 19909249812.11 20192135012.35