
Monthly Portfolio Review

April 2009

Office of Ohio Treasurer Kevin L. Boyce



Table of Contents

- I. Investment Philosophy**
- II. Economic Outlook & Portfolio Strategy**
- III. Summary of Portfolios**
 - Regular Account
 - Buckeye Tobacco Funds
 - Ohio Lottery DPTF Structured Account
 - STAR Ohio
- VI. Portfolio Holdings**
- V. Transaction Activity**



Investment Philosophy

- **INVESTMENT OBJECTIVES**

- *Preservation of Principal*
- *Maintenance of Liquidity*
- *Maximize Return*

- **STANDARD OF PRUDENCE**

The standard of prudence to be applied to the investment of the State Portfolio shall be the industry standard "Prudent Investor Rule," which states:

"Investments shall be made with the judgment and care, under circumstances then prevailing which persons of prudence, discretion and intelligence exercise in the management of their own affairs, not for speculation, but for investment, considering the probable safety of their capital as well as the probable income to be derived."



Economic Outlook

- **INTEREST RATES**

- FOMC overnight Federal Funds rate is at 0-.25%.
- The Federal Funds rate is near a forecasted floor of 0.25% which may remain flat through most of 2009 as the Federal Reserve Open Market Committee attempts to prevent a deep contraction in the domestic economy, stabilize the financial services industry and promote the availability of credit in the market.

- **HOUSING**

- Existing home sales decreased 3.0% in March to 4.57 million homes sold when compared to February sales figures.
- New home sales decreased 0.6% in March to 356,000 units when compared to sales data from February.
- Ohio homes sales statewide for new and existing homes rose nearly 24% from February to March. Due to falling home prices, low mortgage rates, and anxious first time home buyers taking advantage of the \$8000 federal income tax credit may be the contributing factors to a sales uptick in the Ohio housing market.

- **CPI**

- Core CPI, which excludes energy and food prices, is the primary statistic used by the Federal Reserve to gauge the impact of inflation on the domestic economy.
- The Federal Reserve's traditional comfort zone for CPI is 1.0%-2.0%.
- Core CPI stands at 1.9% year over year ending in April of 2009.



Economic Outlook – (con't)

- **INFLATION**

- At the last FOMC meeting the Committee anticipates that a gradual recovery in economic activity will begin later this year, but the downside risks to that outlook are significant.
- In addition the Committee expects that inflation pressures will remain subdued in the coming quarters in order to foster economic growth and price stability in the longer term.

- **LABOR MARKET**

- The national unemployment rate for April was reported at 8.9%. Ohio's unemployment rate was 9.7% for the month of March the highest in 25 years.
- The Bureau of Labor Statistics reported that 637,000 initial jobless claims were filed for the week ending May 9, 2009.
- Continuing jobless claims for the week ending in May 9, 2009 increased to 6,560,000.
- Presently, the number of Americans receiving unemployment benefits is at the highest level since 1983.
- Payroll estimates for industries outside of agriculture reported a decline of 539,000 workers in April (the smallest monthly loss since October 2008). This marks the sixteen consecutive monthly loss in jobs within the U.S. economy since the beginning of 2008.

- **SUMMARY**

-It is our belief that the general sentiment in regards to the economy is slowly moving towards a more positive outlook. The economy has continued to contract, though the pace of the contraction appears to be somewhat slower. The economy remains in fragile shape, however, it does seem clear that credit markets have improved and some signs of economic stabilization have emerged. The massive policy initiatives taken by the United States government is working or bearing fruit in order to move the economy along.



Portfolio Yields & Strategy

- **YIELDS**

-Long-term and short-term yields for securities issued by the US Government are situated at historic lows as the federal funds rate remains at .25% since December 2008 coupled with strong demand from investors for the safety and liquidity associated with government bonds. Additionally, the Federal Reserve will further reduce interest rates by continuing to purchase US Government debt instruments on the secondary market.

-We believe yields will remain at levels that marginally reflect a decline in the Fed Funds rate, along with stagnant or declining economic activity within the United States.

-Overall Treasury yields are forecasted to consistently rise through the end of the 4th Quarter. Additionally, during the months of March and April Treasury yields increased slightly which can be a sign of a better economic outlook.

- **STRATEGY**

-We have been adding value and positioning the portfolio in-line with our near-term expectations on interest rates.



Summary of Portfolios

Portfolio 3/31/2009 4/30/2009 4/30/2008

Regular Account - Market Value

\$6,318,556,795.32 \$6,599,205,792.04 \$8,171,367,540.11
 Sales, Commercial Activity, Motor Vehicle Fuel, and Personal Income Tax revenues were offset by payments for
 School Foundations, Higher Education, Medicaid and State Payroll.

Total Monthly Inflows \$4,514,592,926.42 \$5,060,494,129.52 \$5,228,399,424.79
 Total Monthly Outflows \$4,771,661,580.57 \$4,703,936,677.68 \$4,421,298,697.11

Realized Income - Month to date \$17,912,957.10 \$6,029,598.07 \$23,077,395.62
 Realized Income - Fiscal Year to date \$171,355,945.11 \$177,385,543.18 \$307,840,426.96
 Accruals \$21,778,841.98 \$25,001,947.56 \$46,393,469.35

Buckeye Tobacco (School Facilities) - Market Value \$2,667,166,494.53 \$2,650,156,355.58 \$3,762,578,200.97
 Buckeye Tobacco (Board of Regents) - Market Value \$615,072,194.84 \$602,456,356.54 \$852,482,304.03

Realized Income - Month to date \$3,930,426.55 \$38,246.75 \$522,937.00
 Realized Income - Fiscal Year to date \$112,602,887.28 \$112,641,134.03 \$32,281,751.48

Ohio Lottery DPTF - Market Value \$798,831,634.95 \$777,572,784.85 \$687,605,267.75
 Securities were purchased to fund three annuities for winners; the April liability payment was \$8,401,697.60.

STAR Ohio - Market Value \$7,209,150,413.29 \$7,341,549,355.73 \$6,718,101,699.49
 Shareholder purchases exceeded redemptions during the month.

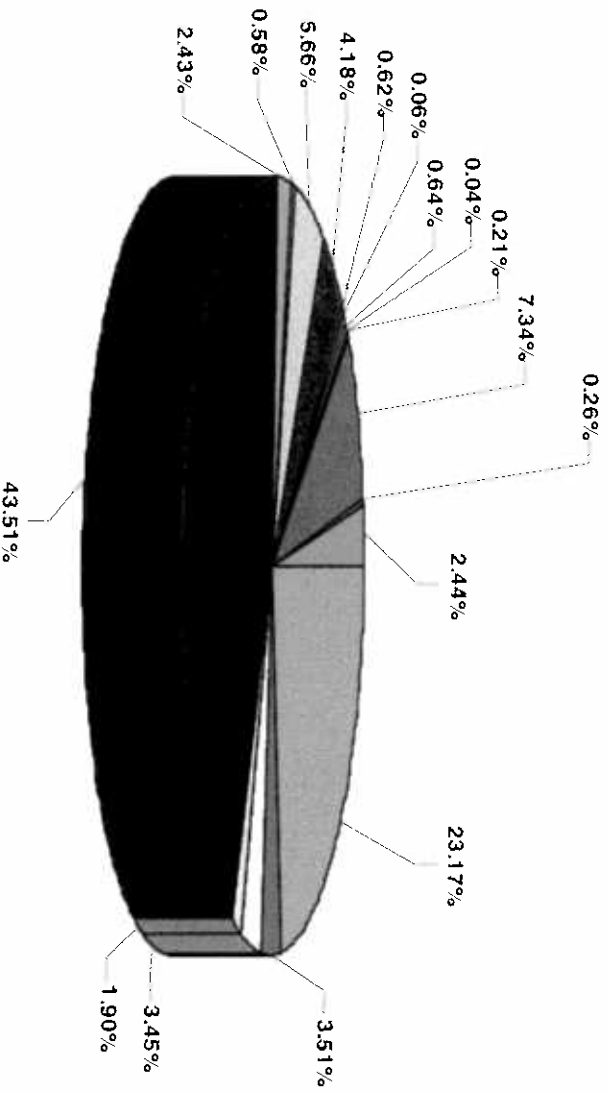


Regular Account Asset Allocation

ASSET TYPE	PAR AMOUNT	BOOK VALUE	MKT VALUE	% BOOK	WT YLD	WT DTM
AGENCY CALLABLE	\$ 1,523,000,000.00	\$ 1,522,972,812.50	\$ 1,537,863,270.00	23.172	3.520	1.222
AGENCY COUPON	\$ 230,000,000.00	\$ 231,010,130.68	\$ 235,772,200.00	3.514	4.567	247.83
BID OHIO	\$ 227,000,000.00	\$ 227,000,000.00	\$ 227,000,000.00	3.453	1.228	64.03
COMMERCIAL PAPER	\$ 125,000,000.00	\$ 124,943,875.00	\$ 124,943,875.00	1.901	0.260	41.20
DISCOUNT NOTES	\$ 2,860,479,000.00	\$ 2,859,237,549.31	\$ 2,860,238,960.00	43.504	0.187	27.12
FFCB ADJ RATE BOND	\$ 160,000,000.00	\$ 160,000,000.00	\$ 160,000,000.00	2.434	1.126	193.00
ISRAEL BONDS	\$ 38,000,000.00	\$ 38,000,000.00	\$ 37,989,800.00	0.578	3.070	304.21
LINKED DEPOSIT-SM BUS	\$ 371,757,365.62	\$ 371,757,365.62	\$ 371,757,365.62	5.656	0.235	462.20
MONEY MARKET FUND	\$ 274,595,878.07	\$ 274,595,878.07	\$ 274,595,878.07	4.178	0.345	1.00
MONEY MARKET FUND - SWEEP ACCT	\$ 40,464,037.78	\$ 40,464,037.78	\$ 40,464,037.78	0.615	0.250	1.00
SPRJ-AGLINK COUPON PAYMENT	\$ 3,905,012.00	\$ 3,905,012.00	\$ 3,905,012.00	0.059	0.020	348.00
SPRJ-AGLINK FIXED LINE OF CREDIT	\$ 42,293,997.80	\$ 42,293,997.80	\$ 42,293,997.80	0.643	0.020	348.00
SPRJ-HOUSING LINK	\$ 2,698,510.92	\$ 2,698,510.92	\$ 2,698,510.92	0.041	0.938	220.30
SPRJ-SAVENOW	\$ 14,054,000.00	\$ 14,054,000.00	\$ 14,054,000.00	0.213	1.300	1.00
STAR OHIO - CASH ACCT	\$ 482,304,051.12	\$ 482,304,051.12	\$ 482,304,051.12	7.338	0.370	1.00
STATE & LOCAL GOVT SEC - DEM DEP	\$ 16,882,083.73	\$ 16,882,083.73	\$ 16,882,083.73	0.256	0.090	1.00
TREASURIES	\$ 160,000,000.00	\$ 160,114,453.14	\$ 166,442,750.00	2.436	4.224	436.06
	\$ 6,572,433,937.04	\$ 6,572,233,757.67	\$ 6,599,205,792.04	100.000	1.313	352.65



Regular Account Asset Allocation



- AGENCY CALLABLE
- AGENCY COUPON
- BID OHIO
- COMMERCIAL PAPER
- DISCOUNT NOTES
- FFCB ADJ RATE BOND
- ISRAEL BONDS
- LINKED DEPOSIT-SM BUS
- MONEY MARKET FUND
- MONEY MARKET FUND - SWEEP ACCT
- SPRJ-AGLINK COUPON PAYMENT
- SPRJ-AGLINK FIXED LINE OF CREDIT
- SPRJ-HOUSING LINK
- SPRJ-SAVENOW
- STAR OHIO - CASH ACCT
- STATE & LOCAL GOVT SEC - DEM DEP
- TREASURIES



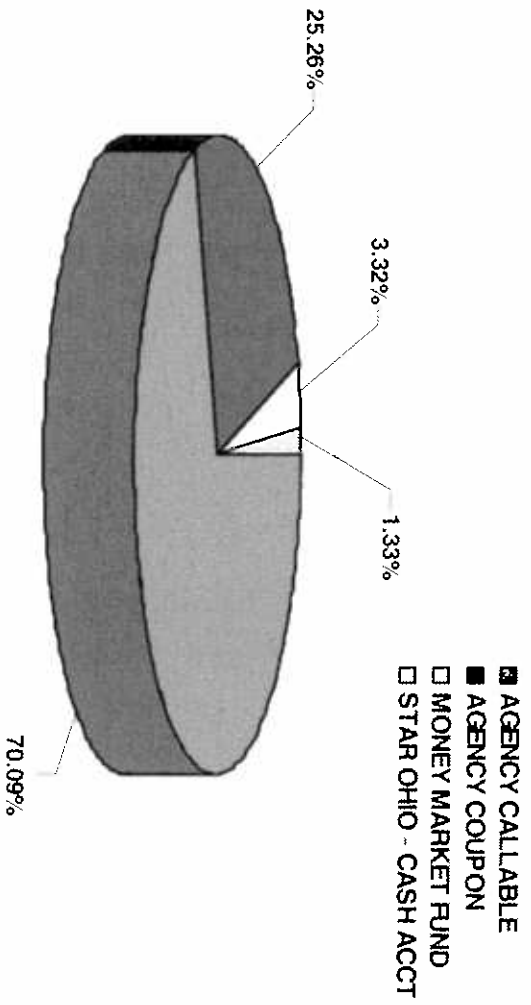
Buckeye Tobacco Fund (SFC) Asset Allocation

ASSET TYPE	PAR AMOUNT	BOOK VALUE	MKT VALUE	% BOOK	WT YLD	WT DTM
AGENCY CALLABLE	\$ 1,831,000,000.00	\$ 1,831,000,000.00	\$ 1,865,639,050.00	70.084	3.640	817.87
AGENCY COUPON	\$ 660,000,000.00	\$ 660,000,000.00	\$ 662,963,200.00	25.262	1.906	94.76
MONEY MARKET FUND	\$ 86,741,174.41	\$ 86,741,174.41	\$ 86,741,174.41	3.320	0.392	1.00
STAR OHIO - CASH ACCT	\$ 34,812,931.17	\$ 34,812,931.17	\$ 34,812,931.17	1.332	0.370	1.00
	\$ 2,612,554,105.58	\$ 2,612,554,105.58	\$ 2,650,156,355.58	100.000	3.051	597.18



Buckeye Tobacco Fund (SFC) Asset Allocation

BT SFA - School Facilities Commission



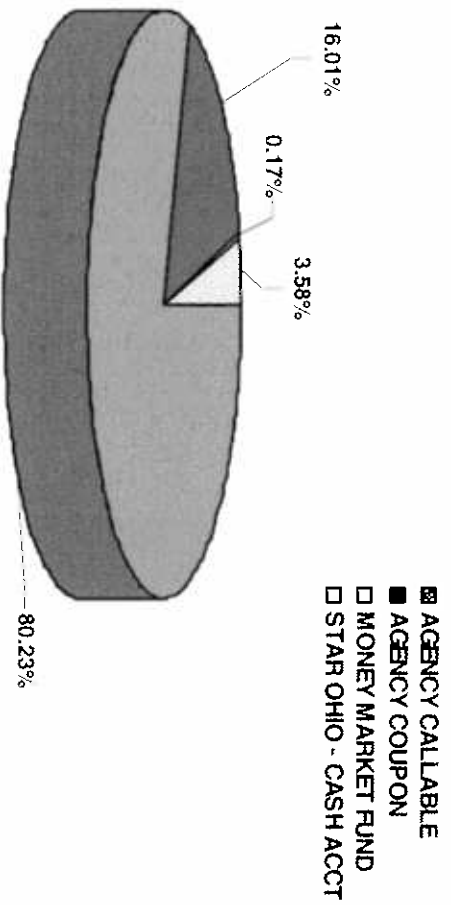
Buckeye Tobacco Fund (BOR) Asset Allocation

ASSET TYPE	PAR AMOUNT	BOOK VALUE	MKT VALUE	% BOOK	WT YLD	WT DTM
AGENCY CALLABLE	\$ 476,000,000.00	\$ 476,000,000.00	\$ 484,682,780.00	80.232	3.536	785.73
AGENCY COUPON	\$ 95,000,000.00	\$ 95,000,000.00	\$ 95,495,450.00	16.012	1.934	108.53
MONEY MARKET FUND	\$ 1,009,966.18	\$ 1,009,966.18	\$ 1,009,966.18	0.170	0.410	1.00
STAR OHIO - CASH ACCT	\$ 21,268,160.36	\$ 21,268,160.36	\$ 21,268,160.36	3.584	0.370	1.00
	\$ 593,278,126.54	\$ 593,278,126.54	\$ 602,456,356.54	100.000	3.161	647.82



Buckeye Tobacco Fund (BOR) Asset Allocation

BT SFA - Board of Regents

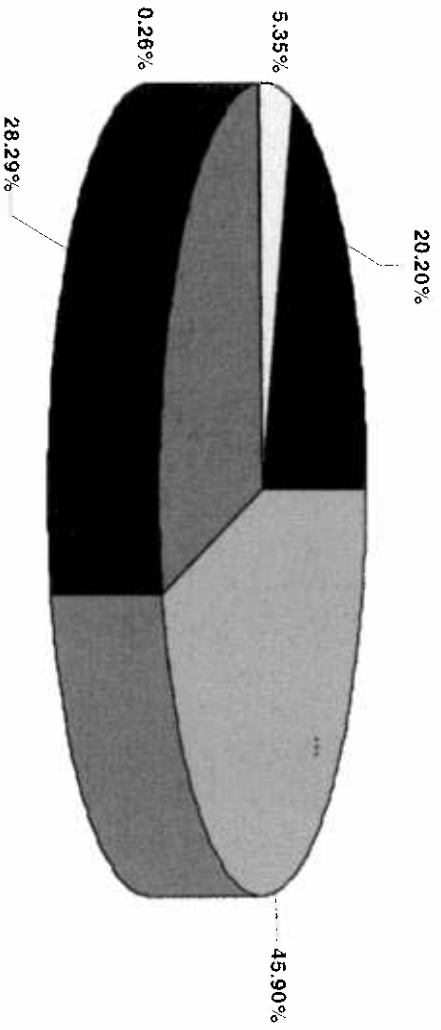


Ohio Lottery DPTF Asset Allocation

ASSET TYPE	PAR AMOUNT	BOOK VALUE	MKT VALUE	% BOOK	WT YLD	WT DTM
AGENCY COUPON	\$ 278,310,000.00	\$ 275,617,150.50	\$ 298,943,090.70	45.896	5.059	1,515.59
AGENCY STRIPS	\$ 428,172,000.00	\$ 169,859,378.32	\$ 309,529,265.06	28.285	5.760	2,929.19
STAR OHIO - CASH ACCT	\$ 1,587,574.56	\$ 1,587,574.56	\$ 1,587,574.56	0.264	0.370	1.00
TREASURIES	\$ 49,685,000.00	\$ 32,153,348.29	\$ 35,650,475.13	5.354	3.860	3,503.47
TREASURIES (MEGA MILLIONS)	\$ 202,850,000.00	\$ 121,302,799.88	\$ 131,862,379.40	20.200	3.805	4,404.41
	\$ 960,604,574.56	\$ 600,520,251.55	\$ 777,572,784.85	100.000	4.927	2,856.02



Ohio Lottery DPTF Asset Allocation



- AGENCY COUPON
- AGENCY STRIPS
- STAR OHIO - CASH ACCT
- TREASURIES
- TREASURIES (MEGA MILLIONS)

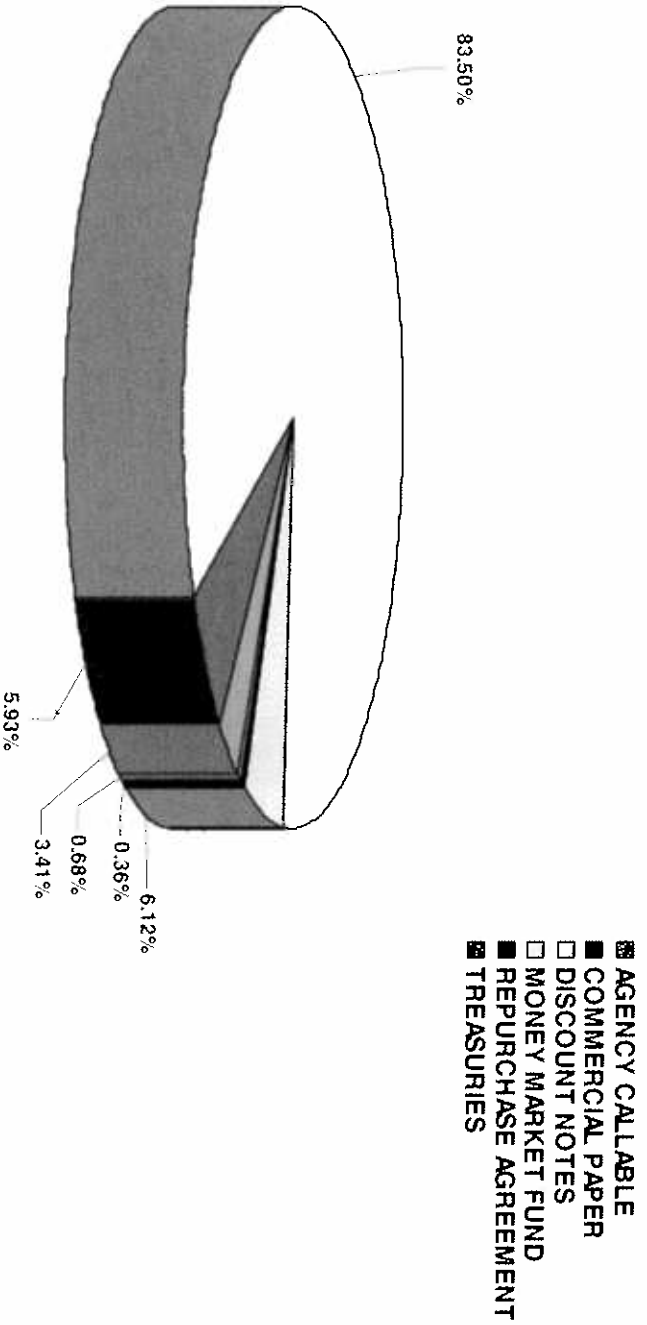


STAR Ohio Asset Allocation

ASSET TYPE	PAR AMOUNT	BOOK VALUE	MKT VALUE	% BOOK	WT YLD	WT DTM
AGENCY CALLABLE	\$ 250,000,000.00	\$ 249,992,500.00	\$ 250,245,000.00	3.409	1.323	265.60
COMMERCIAL PAPER	\$ 435,000,000.00	\$ 434,713,447.22	\$ 434,713,447.22	5.928	0.301	42.95
DISCOUNT NOTES	\$ 6,132,643,000.00	\$ 6,122,631,023.63	\$ 6,131,259,884.80	83.498	0.398	53.80
MONEY MARKET FUND	\$ 448,685,464.71	\$ 448,685,464.71	\$ 448,685,464.71	6.119	0.319	1.00
REPURCHASE AGREEMENT	\$ 26,645,559.00	\$ 26,645,559.00	\$ 26,645,559.00	0.363	0.100	1.00
TREASURIES	\$ 50,000,000.00	\$ 49,977,833.33	\$ 50,000,000.00	0.681	0.213	7.00
	\$ 7,342,974,023.71	\$ 7,332,645,827.89	\$ 7,341,549,355.73	100.000	0.416	56.63



STAR Ohio Asset Allocation



INVT#	TXN	FOND	FOND	SETTLE	CUSTID	DESCRIPTION	RATE	MATURITY	PUR-YL	PAR AMOUNT	PRIN/PROC	P/S-INTEREST	SETTLE AMT
191014	PUR	300	REG	4/01/09	313385DV5	FHLS DISCOUNT NOTE	.06	4/02/09	.060	45,000,000.00	44,999,925.00		44,999,925.00
191013	PUR	300	REG	4/01/09	313385EAD	FHLS DISCOUNT NOTE	.05	4/07/09	.050	24,200,000.00	24,199,798.33		24,199,798.33
191012	PUR	300	REG	4/01/09	313385EHA	FHLS DISCOUNT NOTE	.18	5/08/09	.183	8,677,000.00	8,675,394.76		8,675,394.76
191011	PUR	301	REG	4/01/09	313397EHA	FHLS DISCOUNT NOTE	.20	5/12/09	.203	25,381,000.00	25,375,218.77		25,375,218.77
191008	PUR	303	SPRJ	4/01/09	LD0910249	YAMON COUNTY NATIONAL BANK	.15	4/01/11	.150	60,000.00	60,000.00		60,000.00
191009	PUR	303	SPRJ	4/01/09	LD0910256	HUNTINGTON NATIONAL BANK, NA	.15	4/01/11	.150	100,000.00	100,000.00		100,000.00
191010	PUR	303	SPRJ	4/01/09	LD0910264	COSTLAND SAVINGS & BANKING CO	.15	4/01/11	.150	400,000.00	400,000.00		400,000.00
191007	CNTR	303	SPRJ	4/01/09	SM0900043	NATIONAL CITY BANK			1.300	5,000,000.00	5,000,000.00		5,000,000.00
191036	PUR	300	REG	4/02/09	313385DM3	FHLS DISCOUNT NOTE	.08	4/03/09	.081	50,000,000.00	49,999,888.89		49,999,888.89
191037	PUR	300	REG	4/02/09	313385DM3	FHLS DISCOUNT NOTE	.08	4/03/09	.080	25,000,000.00	24,999,944.44		24,999,944.44
191032	PUR	300	REG	4/02/09	313385EAD	FHLS DISCOUNT NOTE	.03	4/07/09	.030	50,000,000.00	49,999,791.67		49,999,791.67
191034	PUR	300	REG	4/02/09	313385EAD	FHLS DISCOUNT NOTE	.03	4/07/09	.030	50,000,000.00	49,999,791.67		49,999,791.67
191030	PUR	300	REG	4/02/09	313385EHA	FHLS DISCOUNT NOTE	.21	5/05/09	.213	50,000,000.00	49,990,375.00		49,990,375.00
191019	PUR	300	REG	4/02/09	313397GL9	FHLMC DISCOUNT NOTE	.24	6/04/09	.243	27,512,000.00	27,500,444.96		27,500,444.96
191020	PUR	300	REG	4/02/09	313397GL9	FHLMC DISCOUNT NOTE	.24	6/04/09	.243	27,512,000.00	27,500,444.96		27,500,444.96
191035	PUR	304	REG	4/02/09	313589EHL	FHMA DISCOUNT NOTE	.22	5/11/09	.223	25,129,000.00	25,123,010.92		25,123,010.92
188339	CNTR	300	REG	4/02/09	812527489	KERRANK PREMIERE MORT ACCOUNT			.250	16,310,174.82	16,310,174.82		16,310,174.82
191025	PUR	303	SPRJ	4/02/09	LD0910272	HORSE SAVINGS BANK, KENT	.15	4/01/11	.150	265,000.00	265,000.00		265,000.00
191027	PUR	303	SPRJ	4/02/09	LD0910280	CITIZENS NATIONAL OF BLUFFTON	.15	4/01/11	.150	63,361.00	63,361.00		63,361.00
191029	PUR	303	SPRJ	4/02/09	LD0910298	CITIZENS BANKING CO., SANDUSKY	.15	4/01/11	.150	130,299.00	130,299.00		130,299.00
191033	PUR	303	SPRJ	4/02/09	LD0910306	PAYMERS SAVINGS BANK, SPENCER	.15	4/01/11	.150	400,000.00	400,000.00		400,000.00
191024	CNTR	303	SPRJ	4/02/09	SM0900035	PNC BANK, NA			1.300	5,000,000.00	5,000,000.00		5,000,000.00
191043	CNTR	303	SPRJ	4/02/09	SM0900054	LIBERTY SAVINGS BANK			1.300	2,500,000.00	2,500,000.00		2,500,000.00
154433	CNTR	300	REG	4/02/09	STAR30012	STAR OHIO 10010			.410	3,493,000.00	3,493,000.00		3,493,000.00
174457	CNTR	304	REG	4/02/09	STAR30418	STAR OHIO 63942			.410	635,000.00	635,000.00		635,000.00
191028	PUR	300	REG	4/03/09	313385FA9	FHLS DISCOUNT NOTE	.21	5/01/09	.213	50,000,000.00	49,991,833.33		49,991,833.33
191052	PUR	300	REG	4/03/09	313385EHA	FHLS DISCOUNT NOTE	.22	5/12/09	.223	50,000,000.00	49,988,083.33		49,988,083.33
191038	PUR	300	REG	4/03/09	313397GL9	FHLMC DISCOUNT NOTE	.12	6/04/09	.123	2,005,000.00	2,004,240.33		2,004,240.33
191026	PUR	300	REG	4/03/09	313589MA9	FHMA DISCOUNT NOTE	.45	9/30/09	.457	28,995,000.00	28,929,761.25		28,929,761.25
154433	CNTR	300	REG	4/03/09	STAR30012	STAR OHIO 10010			.410	13,335,000.00	13,335,000.00		13,335,000.00
182202	CNTR	301	REG	4/03/09	STAR30129	STAR OHIO 70933			.410	66,644,000.00	66,644,000.00		66,644,000.00
188339	CNTR	300	REG	4/06/09	812527489	KERRANK PREMIERE MORT ACCOUNT			.250	23,524,154.01	23,524,154.01		23,524,154.01
191056	PUR	304	REG	4/06/09	912828KU8	US TREASURY NOTE	1.75	3/31/14	1.872	25,000,000.00	24,855,468.75		24,862,640.88
191057	PUR	304	REG	4/06/09	912828KU8	US TREASURY NOTE	1.75	3/31/14	1.855	25,000,000.00	24,875,000.00		24,882,172.13
191059	PUR	304	REG	4/06/09	912828KU8	US TREASURY NOTE	1.75	3/31/14	1.814	25,000,000.00	24,923,828.12		24,931,000.25
191061	PUR	304	REG	4/06/09	912828KU8	US TREASURY NOTE	1.75	3/31/14	1.849	25,000,000.00	24,882,812.50		24,889,984.63
191065	PUR	303	SPRJ	4/06/09	LD0910314	NATIONAL CITY BANK	.15	4/06/11	.150	400,000.00	400,000.00		400,000.00
191066	PUR	303	SPRJ	4/06/09	LD0910322	OSGOOD STATE BANK	.15	4/06/11	.150	400,000.00	400,000.00		400,000.00

PAGE: INVS MONTHEND TRANSACTIONS
SOURCE: VisualQED
MODEL: TRANSACTION
BASIS: SETTLEMENT
BEGIN: 4/01/09
END: 4/30/09
KEVIN L. BOYCE
TREASURER, STATE OF OHIO
INVESTMENT TRANSACTION REPORT
TRANSACTIONS FOR 4/01/09 TO 4/30/09

INVT#	TKN	FUND	FOND	SETTLE	CUSIP	DESCRIPTION	RATE	MATURITY	PUR-YL	PAR AMOUNT	PRIN/PROC	P/S-INTEREST	SETTLE AMT
191187	PUR	300	R&G	4/13/09	313385SH5	FILE DISCOUNT NOTE	.04	4/14/09	.040	50,000,000.00	49,999,944.44		49,999,944.44
191188	PUR	300	R&G	4/13/09	313385SH5	FILE DISCOUNT NOTE	.04	4/14/09	.040	25,000,000.00	24,999,972.22		24,999,972.22
191189	PUR	300	R&G	4/13/09	313385SH5	FILE DISCOUNT NOTE	.08	4/30/09	.080	25,000,000.00	24,999,055.56		24,999,055.56
191189	PUR	304	R&G	4/13/09	313385FM3	FILE DISCOUNT NOTE	.14	5/12/09	.142	49,887,000.00	49,881,373.85		49,881,373.85
191189	PUR	301	R&G	4/13/09	313589FM8	FNMA DISCOUNT NOTE	.16	5/13/09	.162	50,000,000.00	49,993,333.33		49,993,333.33
191186	PUR	301	R&G	4/13/09	313589FM8	FNMA DISCOUNT NOTE	.16	5/13/09	.162	50,000,000.00	49,993,333.33		49,993,333.33
184539	CMTX	300	R&G	4/13/09	38141W273	GOLDMAN SACHS FIN SQ GOVT #465			.300	41,453,000.00	41,453,000.00		41,453,000.00
191132	PUR	302	DPTX	4/13/09	9128334T4	US TREASURY STRIP		2/15/32		5,000.00	2,150.00		2,150.00
191133	PUR	302	DPTX	4/13/09	9128334V9	US TREASURY STRIP		2/15/33		5,000.00	2,100.00		2,100.00
191134	PUR	302	DPTX	4/13/09	9128334X5	US TREASURY STRIP		2/15/34		5,000.00	2,050.00		2,050.00
191135	PUR	302	DPTX	4/13/09	9128334Z0	US TREASURY STRIP		2/15/35		5,000.00	2,000.00		2,000.00
191136	PUR	302	DPTX	4/13/09	9128335B2	US TREASURY STRIP		2/15/36		5,000.00	1,950.00		1,950.00
191138	PUR	302	DPTX	4/13/09	9128337F1	US TREASURY STRIP		2/15/37		5,000.00	1,900.00		1,900.00
191109	PUR	302	DPTX	4/13/09	912833C16	US TREASURY STRIP		2/15/10		5,000.00	4,987.50		4,987.50
191111	PUR	302	DPTX	4/13/09	912833C21	US TREASURY STRIP		2/15/11		5,000.00	4,950.00		4,950.00
191112	PUR	302	DPTX	4/13/09	912833D09	US TREASURY STRIP		2/15/12		5,000.00	4,925.00		4,925.00
191113	PUR	302	DPTX	4/13/09	912833D14	US TREASURY STRIP		2/15/13		5,000.00	4,900.00		4,900.00
191114	PUR	302	DPTX	4/13/09	912833D20	US TREASURY STRIP		2/15/14		5,000.00	4,875.00		4,875.00
191115	PUR	302	DPTX	4/13/09	912833D26	US TREASURY STRIP		2/15/15		5,000.00	4,850.00		4,850.00
191116	PUR	302	DPTX	4/13/09	912833K13	US TREASURY STRIP		2/15/16		5,000.00	4,825.00		4,825.00
191117	PUR	302	DPTX	4/13/09	912833K02	US TREASURY STRIP		2/15/17		5,000.00	4,800.00		4,800.00
191118	PUR	302	DPTX	4/13/09	912833K03	US TREASURY STRIP		2/15/18		5,000.00	4,775.00		4,775.00
191119	PUR	302	DPTX	4/13/09	912833K05	US TREASURY STRIP		2/15/19		5,000.00	4,750.00		4,750.00
191120	PUR	302	DPTX	4/13/09	912833K03	US TREASURY STRIP		2/15/20		5,000.00	4,725.00		4,725.00
191121	PUR	302	DPTX	4/13/09	912833K02	US TREASURY STRIP		2/15/21		5,000.00	4,700.00		4,700.00
191122	PUR	302	DPTX	4/13/09	912833L03	US TREASURY STRIP		2/15/22		5,000.00	4,675.00		4,675.00
191123	PUR	302	DPTX	4/13/09	912833L02	US TREASURY STRIP		2/15/23		5,000.00	4,650.00		4,650.00
191124	PUR	302	DPTX	4/13/09	912833L01	US TREASURY STRIP		2/15/24		5,000.00	4,625.00		4,625.00
191125	PUR	302	DPTX	4/13/09	912833L02	US TREASURY STRIP		2/15/25		5,000.00	4,600.00		4,600.00
191126	PUR	302	DPTX	4/13/09	912833L04	US TREASURY STRIP		2/15/26		5,000.00	4,575.00		4,575.00
191127	PUR	302	DPTX	4/13/09	912833P08	US TREASURY STRIP		2/15/27		5,000.00	4,550.00		4,550.00
191128	PUR	302	DPTX	4/13/09	912833R08	US TREASURY STRIP		2/15/28		5,000.00	4,525.00		4,525.00
191130	PUR	302	DPTX	4/13/09	912833X05	US TREASURY STRIP		2/15/29		5,000.00	4,500.00		4,500.00
191131	PUR	302	DPTX	4/13/09	912833X03	US TREASURY STRIP		2/15/30		5,000.00	4,475.00		4,475.00
191137	PUR	302	DPTX	4/13/09	912833Z06	US TREASURY STRIP		2/15/31		5,000.00	4,450.00		4,450.00
191165	PUR	303	SPRJ	4/13/09	AG0900013	CITIZENS BANK OF ASHTVILLE	.02	4/13/10	.020	100,000.00	100,000.00		100,000.00
191166	PUR	303	SPRJ	4/13/09	AG0900021	CITIZENS BANK OF ASHTVILLE	.02	4/13/10	.020	100,000.00	100,000.00		100,000.00
191167	PUR	303	SPRJ	4/13/09	AG0900039	CITIZENS BANK OF ASHTVILLE	.02	4/13/10	.020	100,000.00	100,000.00		100,000.00

PGM: INVS_MONTHEND_TRANSACTIONS
SOURCE: VASUQED
MODEL: TRANSACTION
BASIS: SETTLEMENT
BEGIN: 4/01/09
END: 4/30/09

REVIN L. BOYCE
TREASURER, STATE OF OHIO
INVESTMENT TRANSACTION REPORT

TRANSACTIONS FOR 4/01/09 TO 4/30/09

INVT#	TXN	FUND	FUND	SETTLE	CUSIP	DESCRIPTION	RATE	MATURITY	PUR-YL	PAR AMOUNT	PRIN/PROC	P/S-INTEREST	SETTLE AMT
191256	PUR	303	SPRJ	4/13/09	AG0900435	SECURITY NB & TRUST, DIV PAK NB	.02	4/13/10	.020	100,000.00	100,000.00		100,000.00
191257	PUR	303	SPRJ	4/13/09	AG0900443	SECURITY NB & TRUST, DIV PAK NB	.02	4/13/10	.020	100,000.00	100,000.00		100,000.00
191258	PUR	303	SPRJ	4/13/09	AG0900450	SECURITY NB & TRUST, DIV PAK NB	.02	4/13/10	.020	100,000.00	100,000.00		100,000.00
191259	PUR	303	SPRJ	4/13/09	AG0900468	SECURITY NB & TRUST, DIV PAK NB	.02	4/13/10	.020	75,000.00	75,000.00		75,000.00
191260	PUR	303	SPRJ	4/13/09	AG0900476	SECURITY NB & TRUST, DIV PAK NB	.02	4/13/10	.020	100,000.00	100,000.00		100,000.00
191261	PUR	303	SPRJ	4/13/09	AG0900484	PORT JENNINGS STATE BANK	.02	4/13/10	.020	100,000.00	100,000.00		100,000.00
191262	PUR	303	SPRJ	4/13/09	AG0900492	PORT JENNINGS STATE BANK	.02	4/13/10	.020	80,000.00	80,000.00		80,000.00
191263	PUR	303	SPRJ	4/13/09	AG0900500	PORT JENNINGS STATE BANK	.02	4/13/10	.020	100,000.00	100,000.00		100,000.00
191264	PUR	303	SPRJ	4/13/09	AG0900518	PORT JENNINGS STATE BANK	.02	4/13/10	.020	100,000.00	100,000.00		100,000.00
191265	PUR	303	SPRJ	4/13/09	AG0900526	PORT JENNINGS STATE BANK	.02	4/13/10	.020	100,000.00	100,000.00		100,000.00
191266	PUR	303	SPRJ	4/13/09	AG0900534	PORT JENNINGS STATE BANK	.02	4/13/10	.020	100,000.00	100,000.00		100,000.00
191267	PUR	303	SPRJ	4/13/09	AG0900542	PORT JENNINGS STATE BANK	.02	4/13/10	.020	65,000.00	65,000.00		65,000.00
191268	PUR	303	SPRJ	4/13/09	AG0900559	PORT JENNINGS STATE BANK	.02	4/13/10	.020	100,000.00	100,000.00		100,000.00
191269	PUR	303	SPRJ	4/13/09	AG0900567	PORT JENNINGS STATE BANK	.02	4/13/10	.020	100,000.00	100,000.00		100,000.00
191270	PUR	303	SPRJ	4/13/09	AG0900575	PORT JENNINGS STATE BANK	.02	4/13/10	.020	75,000.00	75,000.00		75,000.00
191271	PUR	303	SPRJ	4/13/09	AG0900583	PORT JENNINGS STATE BANK	.02	4/13/10	.020	50,000.00	50,000.00		50,000.00
191272	PUR	303	SPRJ	4/13/09	AG0900591	PORT JENNINGS STATE BANK	.02	4/13/10	.020	83,000.00	83,000.00		83,000.00
191279	PUR	303	SPRJ	4/13/09	AG0900609	PORT JENNINGS STATE BANK	.02	4/13/10	.020	100,000.00	100,000.00		100,000.00
191280	PUR	303	SPRJ	4/13/09	AG0900617	PORT JENNINGS STATE BANK	.02	4/13/10	.020	100,000.00	100,000.00		100,000.00
191281	PUR	303	SPRJ	4/13/09	AG0900625	PORT JENNINGS STATE BANK	.02	4/13/10	.020	100,000.00	100,000.00		100,000.00
191282	PUR	303	SPRJ	4/13/09	AG0900633	PORT JENNINGS STATE BANK	.02	4/13/10	.020	100,000.00	100,000.00		100,000.00
191283	PUR	303	SPRJ	4/13/09	AG0900641	SHERWOOD STATE BANK	.02	4/13/10	.020	40,000.00	40,000.00		40,000.00
191284	PUR	303	SPRJ	4/13/09	AG0900658	SHERWOOD STATE BANK	.02	4/13/10	.020	40,000.00	40,000.00		40,000.00
191285	PUR	303	SPRJ	4/13/09	AG0900666	SHERWOOD STATE BANK	.02	4/13/10	.020	25,000.00	25,000.00		25,000.00
191286	PUR	303	SPRJ	4/13/09	AG0900674	SHERWOOD STATE BANK	.02	4/13/10	.020	65,000.00	65,000.00		65,000.00
191287	PUR	303	SPRJ	4/13/09	AG0900682	SHERWOOD STATE BANK	.02	4/13/10	.020	100,000.00	100,000.00		100,000.00
191288	PUR	303	SPRJ	4/13/09	AG0900690	SHERWOOD STATE BANK	.02	4/13/10	.020	55,000.00	55,000.00		55,000.00
191289	PUR	303	SPRJ	4/13/09	AG0900708	SHERWOOD STATE BANK	.02	4/13/10	.020	40,000.00	40,000.00		40,000.00
191290	PUR	303	SPRJ	4/13/09	AG0900716	SHERWOOD STATE BANK	.02	4/13/10	.020	100,000.00	100,000.00		100,000.00
191291	PUR	303	SPRJ	4/13/09	AG0900724	SHERWOOD STATE BANK	.02	4/13/10	.020	30,000.00	30,000.00		30,000.00
191292	PUR	303	SPRJ	4/13/09	AG0900732	SHERWOOD STATE BANK	.02	4/13/10	.020	100,000.00	100,000.00		100,000.00
191293	PUR	303	SPRJ	4/13/09	AG0900740	SHERWOOD STATE BANK	.02	4/13/10	.020	100,000.00	100,000.00		100,000.00
191294	PUR	303	SPRJ	4/13/09	AG0900757	SHERWOOD STATE BANK	.02	4/13/10	.020	40,000.00	40,000.00		40,000.00
191295	PUR	303	SPRJ	4/13/09	AG0900765	SHERWOOD STATE BANK	.02	4/13/10	.020	45,000.00	45,000.00		45,000.00
191296	PUR	303	SPRJ	4/13/09	AG0900773	SHERWOOD STATE BANK	.02	4/13/10	.020	60,000.00	60,000.00		60,000.00
191297	PUR	303	SPRJ	4/13/09	AG0900781	SHERWOOD STATE BANK	.02	4/13/10	.020	20,000.00	20,000.00		20,000.00
191298	PUR	303	SPRJ	4/13/09	AG0900799	SHERWOOD STATE BANK	.02	4/13/10	.020	50,000.00	50,000.00		50,000.00
191299	PUR	303	SPRJ	4/13/09	AG0900807	SHERWOOD STATE BANK	.02	4/13/10	.020	30,000.00	30,000.00		30,000.00
191300	PUR	303	SPRJ	4/13/09	AG0900815	KINGSTON NATIONAL BANK	.02	4/13/10	.020	100,000.00	100,000.00		100,000.00

PGM: INVS_MONTHEND_TRANSACTIONS

SOURCE: VISUALQED
MODEL: TRANSACTION

BASIS: SETTLEMENT
BEGIN: 4/01/09
END: 4/30/09

KEYVIN L. BOYCE
TREASURER, STATE OF OHIO
INVESTMENT TRANSACTION REPORT

TRANSACTIONS FOR 4/01/09 TO 4/30/09

INVEST#	TXN	FOND	FOND	SETTLE	CUSIP	DESCRIPTION	RATE	MATURITY	PUR-YL	PAR	AMOUNT	PRIN	PROG	P/S	INTEREST	SETTLE	AMT
191341	PUR	303	SPRJ	4/13/09	AG0901227	KINGSTON NATIONAL BANK	.02	4/13/10	.020	100,000.00	100,000.00	100,000.00			100,000.00		
191342	PUR	303	SPRJ	4/13/09	AG0901235	KINGSTON NATIONAL BANK	.02	4/13/10	.020	100,000.00	100,000.00	100,000.00			100,000.00		
191343	PUR	303	SPRJ	4/13/09	AG0901243	KINGSTON NATIONAL BANK	.02	4/13/10	.020	12,000.00	12,000.00	12,000.00			12,000.00		
191345	PUR	303	SPRJ	4/13/09	AG0901250	KINGSTON NATIONAL BANK	.02	4/13/10	.020	100,000.00	100,000.00	100,000.00			100,000.00		
191346	PUR	303	SPRJ	4/13/09	AG0901268	KINGSTON NATIONAL BANK	.02	4/13/10	.020	100,000.00	100,000.00	100,000.00			100,000.00		
191347	PUR	303	SPRJ	4/13/09	AG0901276	KINGSTON NATIONAL BANK	.02	4/13/10	.020	60,000.00	60,000.00	60,000.00			60,000.00		
191349	PUR	303	SPRJ	4/13/09	AG0901284	KINGSTON NATIONAL BANK	.02	4/13/10	.020	15,000.00	15,000.00	15,000.00			15,000.00		
191350	PUR	303	SPRJ	4/13/09	AG0901292	KINGSTON NATIONAL BANK	.02	4/13/10	.020	25,000.00	25,000.00	25,000.00			25,000.00		
191351	PUR	303	SPRJ	4/13/09	AG0901300	KINGSTON NATIONAL BANK	.02	4/13/10	.020	19,000.00	19,000.00	19,000.00			19,000.00		
191352	PUR	303	SPRJ	4/13/09	AG0901318	KINGSTON NATIONAL BANK	.02	4/13/10	.020	75,000.00	75,000.00	75,000.00			75,000.00		
191353	PUR	303	SPRJ	4/13/09	AG0901326	KINGSTON NATIONAL BANK	.02	4/13/10	.020	100,000.00	100,000.00	100,000.00			100,000.00		
191354	PUR	303	SPRJ	4/13/09	AG0901334	KINGSTON NATIONAL BANK	.02	4/13/10	.020	100,000.00	100,000.00	100,000.00			100,000.00		
191355	PUR	303	SPRJ	4/13/09	AG0901342	KINGSTON NATIONAL BANK	.02	4/13/10	.020	75,000.00	75,000.00	75,000.00			75,000.00		
191356	PUR	303	SPRJ	4/13/09	AG0901359	KINGSTON NATIONAL BANK	.02	4/13/10	.020	100,000.00	100,000.00	100,000.00			100,000.00		
191357	PUR	303	SPRJ	4/13/09	AG0901367	KINGSTON NATIONAL BANK	.02	4/13/10	.020	50,000.00	50,000.00	50,000.00			50,000.00		
191358	PUR	303	SPRJ	4/13/09	AG0901375	KINGSTON NATIONAL BANK	.02	4/13/10	.020	25,500.00	25,500.00	25,500.00			25,500.00		
191180	PUR	303	SPRJ	4/13/09	LD0910454	ADVANTAGE BANK	.15	4/13/11	.150	60,000.00	60,000.00	60,000.00			60,000.00		
191181	PUR	303	SPRJ	4/13/09	LD0910462	WESTFIELD BANK, FSB	.15	4/13/11	.150	120,000.00	120,000.00	120,000.00			120,000.00		
191182	PUR	303	SPRJ	4/13/09	LD0910470	HUNTINGTON NATIONAL BANK, NA	.15	4/13/11	.150	24,431,000.00	24,431,000.00	24,431,000.00			24,431,000.00		
182302	CNTR	301	REG	4/13/09	STAR30129	STAR OHIO 70933	.10	5/01/09	.100	18,493,126.72	18,493,126.72	18,493,126.72			18,493,126.72		
191344	PUR	304	REG	4/14/09	313385FPA9	PHIL DISCOUNT NOTE	.10	5/01/09	.100	50,000,000.00	49,997,638.89	49,997,638.89			49,997,638.89		
188339	CNTR	300	REG	4/14/09	812527489	KEYBANK PREMIERE MGMT ACCOUNT	.250			1,277,760.83	1,277,760.83	1,277,760.83			1,277,760.83		
191361	PUR	303	SPRJ	4/14/09	AG0901383	CROGHAN COLONIAL BANK	.02	4/13/10	.020	100,000.00	100,000.00	100,000.00			100,000.00		
191362	PUR	303	SPRJ	4/14/09	AG0901391	CROGHAN COLONIAL BANK	.02	4/13/10	.020	100,000.00	100,000.00	100,000.00			100,000.00		
191363	PUR	303	SPRJ	4/14/09	AG0901409	CROGHAN COLONIAL BANK	.02	4/13/10	.020	100,000.00	100,000.00	100,000.00			100,000.00		
191364	PUR	303	SPRJ	4/14/09	AG0901417	CROGHAN COLONIAL BANK	.02	4/13/10	.020	20,000.00	20,000.00	20,000.00			20,000.00		
191365	PUR	303	SPRJ	4/14/09	AG0901425	GENOA BANKING COMPANY	.02	4/13/10	.020	100,000.00	100,000.00	100,000.00			100,000.00		
191366	PUR	303	SPRJ	4/14/09	AG0901433	GENOA BANKING COMPANY	.02	4/13/10	.020	100,000.00	100,000.00	100,000.00			100,000.00		
191367	PUR	303	SPRJ	4/14/09	AG0901441	GENOA BANKING COMPANY	.02	4/13/10	.020	100,000.00	100,000.00	100,000.00			100,000.00		
191368	PUR	303	SPRJ	4/14/09	AG0901458	GENOA BANKING COMPANY	.02	4/13/10	.020	90,000.00	90,000.00	90,000.00			90,000.00		
191369	PUR	303	SPRJ	4/14/09	AG0901466	MERCHANTS NATIONAL BANK	.02	4/13/10	.020	50,000.00	50,000.00	50,000.00			50,000.00		
191370	PUR	303	SPRJ	4/14/09	AG0901474	MERCHANTS NATIONAL BANK	.02	4/13/10	.020	100,000.00	100,000.00	100,000.00			100,000.00		
191371	PUR	303	SPRJ	4/14/09	AG0901482	MERCHANTS NATIONAL BANK	.02	4/13/10	.020	100,000.00	100,000.00	100,000.00			100,000.00		
191372	PUR	303	SPRJ	4/14/09	AG0901490	HUNTINGTON NATIONAL BANK, NA	.02	4/13/10	.020	100,000.00	100,000.00	100,000.00			100,000.00		
191373	PUR	303	SPRJ	4/14/09	AG0901508	HUNTINGTON NATIONAL BANK, NA	.02	4/13/10	.020	65,000.00	65,000.00	65,000.00			65,000.00		
191374	PUR	303	SPRJ	4/14/09	AG0901516	HUNTINGTON NATIONAL BANK, NA	.02	4/13/10	.020	100,000.00	100,000.00	100,000.00			100,000.00		
191375	PUR	303	SPRJ	4/14/09	AG0901524	HUNTINGTON NATIONAL BANK, NA	.02	4/13/10	.020	100,000.00	100,000.00	100,000.00			100,000.00		
191376	PUR	303	SPRJ	4/14/09	AG0901532	CITIZENS NATIONAL OF BLUEFTON	.02	4/13/10	.020	80,000.00	80,000.00	80,000.00			80,000.00		

PGM: INVS_MONTEND_TRANSACTIONS
 SOURCE: VISUALQED
 MODEL: TRANSACTION
 BASIS: SETTLEMENT
 BEGIN: 4/01/09
 END: 4/30/09

K E V I N L. B O Y C E
 T R A S U R E R, S T A T E O F O H I O
 I N V E S T M E N T T R A N S A C T I O N R E P O R T

TRANSACTIONS FOR 4/01/09 TO 4/30/09

INVT#	TXN	FUND	POND	SETTLE	CTSI#	DESCRIPTION	DATE	MATURITY	PUR-YL	PAR	AMOUNT	PRIN/PROC	P/S-INTEREST	SETTLE	AMT
191416	PUR	303	SPRJ	4/14/09	AG0901938	CITIZENS NATIONAL OF BLUFFTON	.02	4/13/10	.020	100,000.00	100,000.00	100,000.00		100,000.00	
191417	PUR	303	SPRJ	4/14/09	AG0901946	CITIZENS NATIONAL OF BLUFFTON	.02	4/13/10	.020	100,000.00	100,000.00	100,000.00		100,000.00	
191418	PUR	303	SPRJ	4/14/09	AG0901953	CITIZENS NATIONAL OF BLUFFTON	.02	4/13/10	.020	100,000.00	100,000.00	100,000.00		100,000.00	
191419	PUR	303	SPRJ	4/14/09	AG0901961	CITIZENS NATIONAL OF BLUFFTON	.02	4/13/10	.020	100,000.00	100,000.00	100,000.00		100,000.00	
191420	PUR	303	SPRJ	4/14/09	AG0901979	CITIZENS NATIONAL OF BLUFFTON	.02	4/13/10	.020	100,000.00	100,000.00	100,000.00		100,000.00	
191421	PUR	303	SPRJ	4/14/09	AG0901987	CITIZENS NATIONAL OF BLUFFTON	.02	4/13/10	.020	90,000.00	90,000.00	90,000.00		90,000.00	
191422	PUR	303	SPRJ	4/14/09	AG0901995	CITIZENS NATIONAL OF BLUFFTON	.02	4/13/10	.020	100,000.00	100,000.00	100,000.00		100,000.00	
191423	PUR	303	SPRJ	4/14/09	AG0902001	CITIZENS NATIONAL OF BLUFFTON	.02	4/13/10	.020	100,000.00	100,000.00	100,000.00		100,000.00	
191424	PUR	303	SPRJ	4/14/09	AG0902027	CITIZENS NATIONAL OF BLUFFTON	.02	4/13/10	.020	100,000.00	100,000.00	100,000.00		100,000.00	
191425	PUR	303	SPRJ	4/14/09	AG0902035	CITIZENS NATIONAL OF BLUFFTON	.02	4/13/10	.020	100,000.00	100,000.00	100,000.00		100,000.00	
191426	PUR	303	SPRJ	4/14/09	AG0902043	CITIZENS NATIONAL OF BLUFFTON	.02	4/13/10	.020	45,000.00	45,000.00	45,000.00		45,000.00	
191427	PUR	303	SPRJ	4/14/09	AG0902050	OSGOOD STATE BANK	.02	4/13/10	.020	100,000.00	100,000.00	100,000.00		100,000.00	
191428	PUR	303	SPRJ	4/14/09	AG0902068	MINSTER BANK	.02	4/13/10	.020	100,000.00	100,000.00	100,000.00		100,000.00	
191429	PUR	303	SPRJ	4/14/09	AG0902076	MINSTER BANK	.02	4/13/10	.020	100,000.00	100,000.00	100,000.00		100,000.00	
191430	PUR	303	SPRJ	4/14/09	AG0902084	MINSTER BANK	.02	4/13/10	.020	50,000.00	50,000.00	50,000.00		50,000.00	
191431	PUR	303	SPRJ	4/14/09	AG0902100	MINSTER BANK	.02	4/13/10	.020	70,000.00	70,000.00	70,000.00		70,000.00	
191432	PUR	303	SPRJ	4/14/09	AG0902118	MINSTER BANK	.02	4/13/10	.020	100,000.00	100,000.00	100,000.00		100,000.00	
191433	PUR	303	SPRJ	4/14/09	AG0902126	MINSTER BANK	.02	4/13/10	.020	25,000.00	25,000.00	25,000.00		25,000.00	
191434	PUR	303	SPRJ	4/14/09	AG0902134	MINSTER BANK	.02	4/13/10	.020	100,000.00	100,000.00	100,000.00		100,000.00	
191435	PUR	303	SPRJ	4/14/09	AG0902142	HUNTINGTON NATIONAL BANK, NA	.02	4/13/10	.020	15,000.00	15,000.00	15,000.00		15,000.00	
191436	PUR	303	SPRJ	4/14/09	AG0902159	HUNTINGTON NATIONAL BANK, NA	.02	4/13/10	.020	50,000.00	50,000.00	50,000.00		50,000.00	
191437	PUR	303	SPRJ	4/14/09	AG0902167	HUNTINGTON NATIONAL BANK, NA	.02	4/13/10	.020	100,000.00	100,000.00	100,000.00		100,000.00	
191438	PUR	303	SPRJ	4/14/09	AG0902183	HUNTINGTON NATIONAL BANK, NA	.02	4/13/10	.020	100,000.00	100,000.00	100,000.00		100,000.00	
191439	PUR	303	SPRJ	4/14/09	AG0902191	HUNTINGTON NATIONAL BANK, NA	.02	4/13/10	.020	100,000.00	100,000.00	100,000.00		100,000.00	
191440	PUR	303	SPRJ	4/14/09	AG0902209	HUNTINGTON NATIONAL BANK, NA	.02	4/13/10	.020	15,000.00	15,000.00	15,000.00		15,000.00	
191441	PUR	303	SPRJ	4/14/09	AG0902217	HUNTINGTON NATIONAL BANK, NA	.02	4/13/10	.020	50,000.00	50,000.00	50,000.00		50,000.00	
191442	PUR	303	SPRJ	4/14/09	AG0902225	HUNTINGTON NATIONAL BANK, NA	.02	4/13/10	.020	100,000.00	100,000.00	100,000.00		100,000.00	
191443	PUR	303	SPRJ	4/14/09	AG0902233	HUNTINGTON NATIONAL BANK, NA	.02	4/13/10	.020	100,000.00	100,000.00	100,000.00		100,000.00	
191444	PUR	303	SPRJ	4/14/09	AG0902241	HUNTINGTON NATIONAL BANK, NA	.02	4/13/10	.020	100,000.00	100,000.00	100,000.00		100,000.00	
191445	PUR	303	SPRJ	4/14/09	AG0902258	HUNTINGTON NATIONAL BANK, NA	.02	4/13/10	.020	100,000.00	100,000.00	100,000.00		100,000.00	
191446	PUR	303	SPRJ	4/14/09	AG0902266	HUNTINGTON NATIONAL BANK, NA	.02	4/13/10	.020	100,000.00	100,000.00	100,000.00		100,000.00	
191447	PUR	303	SPRJ	4/14/09	AG0902274	HUNTINGTON NATIONAL BANK, NA	.02	4/13/10	.020	100,000.00	100,000.00	100,000.00		100,000.00	
191448	PUR	303	SPRJ	4/14/09	AG0902282	HUNTINGTON NATIONAL BANK, NA	.02	4/13/10	.020	90,000.00	90,000.00	90,000.00		90,000.00	
191449	PUR	303	SPRJ	4/14/09	AG0902290	HUNTINGTON NATIONAL BANK, NA	.02	4/13/10	.020	20,000.00	20,000.00	20,000.00		20,000.00	
191450	PUR	303	SPRJ	4/14/09	AG0902308	HUNTINGTON NATIONAL BANK, NA	.02	4/13/10	.020	100,000.00	100,000.00	100,000.00		100,000.00	
191451	PUR	303	SPRJ	4/14/09	AG0902316	HUNTINGTON NATIONAL BANK, NA	.02	4/13/10	.020	100,000.00	100,000.00	100,000.00		100,000.00	

KEY IN L. BOYCE
TRASSURER, STATE OF OKIO
INVESTMENT TRANSACTION REPORT

TRANSACTIONS FOR 4/01/09 TO 4/30/09

PAGE: 11

INVS#	TKN	FUND	FONDS	SETTLE	CUSIP	DESCRIPTION	RATE	MATURITY	PUR-YL	PAR	AMOUNT	PRIN/PROC	P/S-INTEREST	SETTLE	AMT
191497	PUR	303	SPRJ	4/15/09	AG0902662	COMMERCIAL SAVINGS BANK, UPPER S	.02	4/13/10	.020	75,000.00	75,000.00	100,000.00	100,000.00	75,000.00	
191498	PUR	303	SPRJ	4/15/09	AG0902670	COMMERCIAL SAVINGS BANK, UPPER S	.02	4/13/10	.020	100,000.00	100,000.00	100,000.00	100,000.00	100,000.00	
191499	PUR	303	SPRJ	4/15/09	AG0902688	COMMERCIAL SAVINGS BANK, UPPER S	.02	4/13/10	.020	100,000.00	100,000.00	100,000.00	100,000.00	100,000.00	
191500	PUR	303	SPRJ	4/15/09	AG0902696	COMMERCIAL SAVINGS BANK, UPPER S	.02	4/13/10	.020	100,000.00	100,000.00	100,000.00	100,000.00	100,000.00	
191501	PUR	303	SPRJ	4/15/09	AG0902704	COMMERCIAL SAVINGS BANK, UPPER S	.02	4/13/10	.020	100,000.00	100,000.00	100,000.00	100,000.00	100,000.00	
191502	PUR	303	SPRJ	4/15/09	AG0902712	COMMERCIAL SAVINGS BANK, UPPER S	.02	4/13/10	.020	50,000.00	50,000.00	100,000.00	100,000.00	50,000.00	
191503	PUR	303	SPRJ	4/15/09	AG0902720	COMMERCIAL SAVINGS BANK, UPPER S	.02	4/13/10	.020	100,000.00	100,000.00	100,000.00	100,000.00	100,000.00	
191504	PUR	303	SPRJ	4/15/09	AG0902738	COMMERCIAL SAVINGS BANK, UPPER S	.02	4/13/10	.020	25,000.00	25,000.00	100,000.00	100,000.00	25,000.00	
191505	PUR	303	SPRJ	4/15/09	AG0902746	COMMERCIAL SAVINGS BANK, UPPER S	.02	4/13/10	.020	30,000.00	30,000.00	100,000.00	100,000.00	30,000.00	
191506	PUR	303	SPRJ	4/15/09	AG0902753	COMMERCIAL SAVINGS BANK, UPPER S	.02	4/13/10	.020	75,000.00	75,000.00	100,000.00	100,000.00	75,000.00	
191507	PUR	303	SPRJ	4/15/09	AG0902761	COMMERCIAL SAVINGS BANK, UPPER S	.02	4/13/10	.020	100,000.00	100,000.00	100,000.00	100,000.00	100,000.00	
191508	PUR	303	SPRJ	4/15/09	AG0902779	COMMERCIAL SAVINGS BANK, UPPER S	.02	4/13/10	.020	100,000.00	100,000.00	100,000.00	100,000.00	100,000.00	
191509	PUR	303	SPRJ	4/15/09	AG0902787	COMMERCIAL SAVINGS BANK, UPPER S	.02	4/13/10	.020	80,000.00	80,000.00	100,000.00	100,000.00	80,000.00	
191510	PUR	303	SPRJ	4/15/09	AG0902795	COMMERCIAL SAVINGS BANK, UPPER S	.02	4/13/10	.020	20,000.00	20,000.00	100,000.00	100,000.00	20,000.00	
191511	PUR	303	SPRJ	4/15/09	AG0902803	COMMERCIAL SAVINGS BANK, UPPER S	.02	4/13/10	.020	15,000.00	15,000.00	100,000.00	100,000.00	15,000.00	
191512	PUR	303	SPRJ	4/15/09	AG0902811	COMMERCIAL SAVINGS BANK, UPPER S	.02	4/13/10	.020	30,000.00	30,000.00	100,000.00	100,000.00	30,000.00	
191513	PUR	303	SPRJ	4/15/09	AG0902829	COMMERCIAL SAVINGS BANK, UPPER S	.02	4/13/10	.020	60,000.00	60,000.00	100,000.00	100,000.00	60,000.00	
191514	PUR	303	SPRJ	4/15/09	AG0902837	COMMERCIAL SAVINGS BANK, UPPER S	.02	4/13/10	.020	43,000.00	43,000.00	100,000.00	100,000.00	43,000.00	
191515	PUR	303	SPRJ	4/15/09	AG0902845	COMMERCIAL SAVINGS BANK, UPPER S	.02	4/13/10	.020	30,000.00	30,000.00	100,000.00	100,000.00	30,000.00	
191516	PUR	303	SPRJ	4/15/09	AG0902852	COMMERCIAL SAVINGS BANK, UPPER S	.02	4/13/10	.020	40,000.00	40,000.00	100,000.00	100,000.00	40,000.00	
191517	PUR	303	SPRJ	4/15/09	AG0902860	COMMERCIAL SAVINGS BANK, UPPER S	.02	4/13/10	.020	80,000.00	80,000.00	100,000.00	100,000.00	80,000.00	
191518	PUR	303	SPRJ	4/15/09	AG0902878	COMMERCIAL SAVINGS BANK, UPPER S	.02	4/13/10	.020	100,000.00	100,000.00	100,000.00	100,000.00	100,000.00	
191519	PUR	303	SPRJ	4/15/09	AG0902886	COMMERCIAL SAVINGS BANK, UPPER S	.02	4/13/10	.020	100,000.00	100,000.00	100,000.00	100,000.00	100,000.00	
191520	PUR	303	SPRJ	4/15/09	AG0902894	COMMERCIAL SAVINGS BANK, UPPER S	.02	4/13/10	.020	100,000.00	100,000.00	100,000.00	100,000.00	100,000.00	
191521	PUR	303	SPRJ	4/15/09	AG0902902	COMMERCIAL SAVINGS BANK, UPPER S	.02	4/13/10	.020	100,000.00	100,000.00	100,000.00	100,000.00	100,000.00	
191522	PUR	303	SPRJ	4/15/09	AG0902910	COMMERCIAL SAVINGS BANK, UPPER S	.02	4/13/10	.020	60,000.00	60,000.00	100,000.00	100,000.00	60,000.00	
191523	PUR	303	SPRJ	4/15/09	AG0902936	CITIZENS BANK CO., BEVERLY	.02	4/13/10	.020	100,000.00	100,000.00	100,000.00	100,000.00	100,000.00	
191524	PUR	303	SPRJ	4/15/09	AG0902944	OLD NATIONAL BANK	.02	4/13/10	.020	100,000.00	100,000.00	100,000.00	100,000.00	100,000.00	
191525	PUR	303	SPRJ	4/15/09	AG0902951	OLD NATIONAL BANK	.02	4/13/10	.020	80,000.00	80,000.00	100,000.00	100,000.00	80,000.00	
191526	PUR	303	SPRJ	4/15/09	AG0902969	OLD NATIONAL BANK	.02	4/13/10	.020	70,000.00	70,000.00	100,000.00	100,000.00	70,000.00	
191527	PUR	303	SPRJ	4/15/09	AG0902977	OLD NATIONAL BANK	.02	4/13/10	.020	80,000.00	80,000.00	100,000.00	100,000.00	80,000.00	
191529	PUR	303	SPRJ	4/15/09	AG0902985	RICHWOOD BANKING COMPANY	.02	4/13/10	.020	100,000.00	100,000.00	100,000.00	100,000.00	100,000.00	
191530	PUR	303	SPRJ	4/15/09	AG0902993	RICHWOOD BANKING COMPANY	.02	4/13/10	.020	100,000.00	100,000.00	100,000.00	100,000.00	100,000.00	
191531	PUR	303	SPRJ	4/15/09	AG0903009	RICHWOOD BANKING COMPANY	.02	4/13/10	.020	100,000.00	100,000.00	100,000.00	100,000.00	100,000.00	
191532	PUR	303	SPRJ	4/15/09	AG0903017	RICHWOOD BANKING COMPANY	.02	4/13/10	.020	100,000.00	100,000.00	100,000.00	100,000.00	100,000.00	
191533	PUR	303	SPRJ	4/15/09	AG0903025	RICHWOOD BANKING COMPANY	.02	4/13/10	.020	99,627.80	99,627.80	100,000.00	100,000.00	99,627.80	
191534	PUR	303	SPRJ	4/15/09	AG0903033	RICHWOOD BANKING COMPANY	.02	4/13/10	.020	100,000.00	100,000.00	100,000.00	100,000.00	100,000.00	
191536	PUR	303	SPRJ	4/15/09	AG0903041	RICHWOOD BANKING COMPANY	.02	4/13/10	.020	30,000.00	30,000.00	100,000.00	100,000.00	30,000.00	

PGM: INV6 MONTHEND TRANSACTIONS
 SOURCE: VLSB0100
 MODEL: TRANSACTION
 BASIS: SETTLEMENT
 BEGIN: 4/01/09
 END: 4/30/09

K E V I N L. B O Y C H E
 T R E A S U R E R , S T A T E O F O H I O

I N V E S T M E N T T R A N S A C T I O N R E P O R T

TRANSACTIONS FOR 4/01/09 TO 4/30/09

INVT#	TKN	FUND	PUND	SETTLE	COSIP	DESCRIPTION	RATE	MATURITY	PRC-YL	PAR	AMOUNT	PRIN/PROC	P/S-INTEREST	SETTLE AMT
191587	PUR	303	SPRJ	4/15/09	AG0903447	UNITED BANK N.A., DIV OF PARK NB	.02	4/13/10	.020	100,000.00	100,000.00	100,000.00		100,000.00
191588	PUR	303	SPRJ	4/15/09	AG0903454	SECOND N.B., DIV OF PARK NB	.02	4/13/10	.020	25,000.00	25,000.00	25,000.00		25,000.00
191589	PUR	303	SPRJ	4/15/09	AG0903462	SECOND N.B., DIV OF PARK NB	.02	4/13/10	.020	8,000.00	8,000.00	8,000.00		8,000.00
191590	PUR	303	SPRJ	4/15/09	AG0903470	SECOND N.B., DIV OF PARK NB	.02	4/13/10	.020	25,000.00	25,000.00	25,000.00		25,000.00
191591	PUR	303	SPRJ	4/15/09	AG0903488	SECOND N.B., DIV OF PARK NB	.02	4/13/10	.020	100,000.00	100,000.00	100,000.00		100,000.00
191592	PUR	303	SPRJ	4/15/09	AG0903496	THE OHIO STATE BANK	.02	4/13/10	.020	90,000.00	90,000.00	90,000.00		90,000.00
191593	PUR	303	SPRJ	4/15/09	AG0903504	THE OHIO STATE BANK	.02	4/13/10	.020	100,000.00	100,000.00	100,000.00		100,000.00
191594	PUR	303	SPRJ	4/15/09	AG0903512	THE OHIO STATE BANK	.02	4/13/10	.020	100,000.00	100,000.00	100,000.00		100,000.00
191595	PUR	303	SPRJ	4/15/09	AG0903520	THE OHIO STATE BANK	.02	4/13/10	.020	60,000.00	60,000.00	60,000.00		60,000.00
191596	PUR	303	SPRJ	4/15/09	AG0903538	THE OHIO STATE BANK	.02	4/13/10	.020	100,000.00	100,000.00	100,000.00		100,000.00
191597	PUR	303	SPRJ	4/15/09	AG0903546	THE OHIO STATE BANK	.02	4/13/10	.020	100,000.00	100,000.00	100,000.00		100,000.00
191598	PUR	303	SPRJ	4/15/09	AG0903553	THE OHIO STATE BANK	.02	4/13/10	.020	100,000.00	100,000.00	100,000.00		100,000.00
191599	PUR	303	SPRJ	4/15/09	AG0903561	THE OHIO STATE BANK	.02	4/13/10	.020	80,000.00	80,000.00	80,000.00		80,000.00
191474	PUR	303	SPRJ	4/15/09	ID0910538	HUNTINGTON NATIONAL BANK	.15	4/15/11	.150	225,000.00	225,000.00	225,000.00		225,000.00
191478	PUR	303	SPRJ	4/15/09	ID0910546	UNION BANK COMPANY, COLS GROVE	.15	4/15/11	.150	112,502.83	112,502.83	112,502.83		112,502.83
174457	CNTR	304	RBG	4/15/09	STAR0418	STAR OHIO 63942	.15	4/15/11	.150	69,067,000.00	69,067,000.00	69,067,000.00		69,067,000.00
188339	CNTR	300	RBG	4/16/09	812527489	KEYBANK PREMIERE MORT ACCOUNT	.250			237,958.51	237,958.51	237,958.51		237,958.51
191213	PUR	302	DPTF	4/16/09	912803888	US TREASURY STRIP (P)		2/15/23	3.957	50,000.00	50,000.00	49,688.00		49,688.00
191194	PUR	302	DPTF	4/16/09	912833626	US TREASURY STRIP		2/15/11	.752	50,000.00	50,000.00	49,542.50		49,542.50
191196	PUR	302	DPTF	4/16/09	912833621	US TREASURY STRIP		2/15/11	.502	50,000.00	50,000.00	47,865.50		47,865.50
191198	PUR	302	DPTF	4/16/09	912833623	US TREASURY STRIP		2/15/12	1.545	50,000.00	50,000.00	46,617.00		46,617.00
191199	PUR	302	DPTF	4/16/09	912833624	US TREASURY STRIP		2/15/13	1.836	50,000.00	50,000.00	44,902.00		44,902.00
191200	PUR	302	DPTF	4/16/09	912833625	US TREASURY STRIP		2/15/14	2.237	50,000.00	50,000.00	43,484.50		43,484.50
191201	PUR	302	DPTF	4/16/09	912833626	US TREASURY STRIP		2/15/15	2.407	50,000.00	50,000.00	41,439.00		41,439.00
191202	PUR	302	DPTF	4/16/09	912833627	US TREASURY STRIP		2/15/16	2.767	50,000.00	50,000.00	39,164.50		39,164.50
191203	PUR	302	DPTF	4/16/09	912833628	US TREASURY STRIP		2/15/17	3.142	50,000.00	50,000.00	37,523.00		37,523.00
191204	PUR	302	DPTF	4/16/09	912833629	US TREASURY STRIP		2/15/18	3.276	50,000.00	50,000.00	35,937.50		35,937.50
191205	PUR	302	DPTF	4/16/09	912833630	US TREASURY STRIP		2/15/19	3.386	50,000.00	50,000.00	33,907.50		33,907.50
191206	PUR	302	DPTF	4/16/09	912833631	US TREASURY STRIP		2/15/20	3.617	50,000.00	50,000.00	31,873.50		31,873.50
191207	PUR	302	DPTF	4/16/09	912833632	US TREASURY STRIP		2/15/21	3.841	50,000.00	50,000.00	30,285.00		30,285.00
191209	PUR	302	DPTF	4/16/09	912833633	US TREASURY STRIP		2/15/22	3.945	50,000.00	50,000.00	29,074.50		29,074.50
191214	PUR	302	DPTF	4/16/09	912833634	US TREASURY STRIP		2/15/24	3.688	50,000.00	50,000.00	26,355.50		26,355.50
191215	PUR	302	DPTF	4/16/09	912833635	US TREASURY STRIP		2/15/25	4.085	50,000.00	50,000.00	25,434.50		25,434.50
191216	PUR	302	DPTF	4/16/09	912833636	US TREASURY STRIP		2/15/26	4.056	50,000.00	50,000.00	24,411.50		24,411.50
191217	PUR	302	DPTF	4/16/09	912833637	US TREASURY STRIP		2/15/27	4.061	50,000.00	50,000.00	23,318.00		23,318.00
191218	PUR	302	DPTF	4/16/09	AG0903579	REPUBLIC BANKING COMPANY	.02	4/13/10	.020	100,000.00	100,000.00	100,000.00		100,000.00
191603	PUR	303	SPRJ	4/16/09	AG0903587	REPUBLIC BANKING COMPANY	.02	4/13/10	.020	10,000.00	10,000.00	10,000.00		10,000.00

PAN: INVS NORTHERD_TRANSACTIONS
SOURCE: VISAALGD
MODEL: TRANSACTION
BASIS: SETTLEMENT
BEGIN: 4/01/09
END: 4/30/09

K E V I N L. B O Y C E
T R E A S U R E R , S T A T E O F O R I O
I N V E S T M E N T T R A N S A C T I O N R E P O R T

TRANSACTIONS FOR 4/01/09 TO 4/30/09

INVEST	TRN	FUND	FUND	SETTLE	CUSTP	DESCRIPTION	RATE	MATURITY	PUR-YL	PAR	AMOUNT	PRIN	PROC	P/S-INTEREST	SETTLE	AMT
191654	PUR	303	SPRJ	4/16/09	AG0903991	STATE BANK & TRUST COMPANY	.02	4/13/10	.020	100,000.00	100,000.00	100,000.00		100,000.00		
191655	PUR	303	SPRJ	4/16/09	AG0904007	STATE BANK & TRUST COMPANY	.02	4/13/10	.020	100,000.00	100,000.00	100,000.00		100,000.00		
191656	PUR	303	SPRJ	4/16/09	AG0904015	STATE BANK & TRUST COMPANY	.02	4/13/10	.020	100,000.00	100,000.00	100,000.00		100,000.00		
191657	PUR	303	SPRJ	4/16/09	AG0904023	STATE BANK & TRUST COMPANY	.02	4/13/10	.020	100,000.00	100,000.00	100,000.00		100,000.00		
191658	PUR	303	SPRJ	4/16/09	AG0904031	STATE BANK & TRUST COMPANY	.02	4/13/10	.020	100,000.00	100,000.00	100,000.00		100,000.00		
191659	PUR	303	SPRJ	4/16/09	AG0904049	STATE BANK & TRUST COMPANY	.02	4/13/10	.020	15,000.00	15,000.00	15,000.00		15,000.00		
191660	PUR	303	SPRJ	4/16/09	AG0904056	STATE BANK & TRUST COMPANY	.02	4/13/10	.020	20,000.00	20,000.00	20,000.00		20,000.00		
191661	PUR	303	SPRJ	4/16/09	AG0904064	STATE BANK & TRUST COMPANY	.02	4/13/10	.020	40,000.00	40,000.00	40,000.00		40,000.00		
191662	PUR	303	SPRJ	4/16/09	AG0904072	STATE BANK & TRUST COMPANY	.02	4/13/10	.020	100,000.00	100,000.00	100,000.00		100,000.00		
191663	PUR	303	SPRJ	4/16/09	AG0904080	STATE BANK & TRUST COMPANY	.02	4/13/10	.020	25,000.00	25,000.00	25,000.00		25,000.00		
191664	PUR	303	SPRJ	4/16/09	AG0904098	STATE BANK & TRUST COMPANY	.02	4/13/10	.020	100,000.00	100,000.00	100,000.00		100,000.00		
191665	PUR	303	SPRJ	4/16/09	AG0904106	STATE BANK & TRUST COMPANY	.02	4/13/10	.020	100,000.00	100,000.00	100,000.00		100,000.00		
191666	PUR	303	SPRJ	4/16/09	AG0904114	STATE BANK & TRUST COMPANY	.02	4/13/10	.020	25,000.00	25,000.00	25,000.00		25,000.00		
191667	PUR	303	SPRJ	4/16/09	AG0904122	STATE BANK & TRUST COMPANY	.02	4/13/10	.020	30,000.00	30,000.00	30,000.00		30,000.00		
191668	PUR	303	SPRJ	4/16/09	AG0904148	STATE BANK & TRUST COMPANY	.02	4/13/10	.020	35,100.00	35,100.00	35,100.00		35,100.00		
191669	PUR	303	SPRJ	4/16/09	AG0904155	STATE BANK & TRUST COMPANY	.02	4/13/10	.020	100,000.00	100,000.00	100,000.00		100,000.00		
191670	PUR	303	SPRJ	4/16/09	AG0904163	STATE BANK & TRUST COMPANY	.02	4/13/10	.020	100,000.00	100,000.00	100,000.00		100,000.00		
191671	PUR	303	SPRJ	4/16/09	AG0904171	STATE BANK & TRUST COMPANY	.02	4/13/10	.020	60,000.00	60,000.00	60,000.00		60,000.00		
191672	PUR	303	SPRJ	4/16/09	AG0904189	STATE BANK & TRUST COMPANY	.02	4/13/10	.020	70,000.00	70,000.00	70,000.00		70,000.00		
191673	PUR	303	SPRJ	4/16/09	AG0904197	COMMUNITY FIRST BANK	.02	4/13/10	.020	20,000.00	20,000.00	20,000.00		20,000.00		
191674	PUR	303	SPRJ	4/16/09	AG0904205	COMMUNITY FIRST BANK	.02	4/13/10	.020	20,000.00	20,000.00	20,000.00		20,000.00		
191675	PUR	303	SPRJ	4/16/09	AG0904213	COMMUNITY FIRST BANK	.02	4/13/10	.020	20,000.00	20,000.00	20,000.00		20,000.00		
191676	PUR	303	SPRJ	4/16/09	AG0904221	COMMUNITY FIRST BANK	.02	4/13/10	.020	20,000.00	20,000.00	20,000.00		20,000.00		
191677	PUR	303	SPRJ	4/16/09	AG0904247	COMMUNITY FIRST BANK	.02	4/13/10	.020	40,000.00	40,000.00	40,000.00		40,000.00		
191678	PUR	303	SPRJ	4/16/09	AG0904254	COMMUNITY FIRST BANK	.02	4/13/10	.020	100,000.00	100,000.00	100,000.00		100,000.00		
191679	PUR	303	SPRJ	4/16/09	AG0904262	COMMUNITY FIRST BANK	.02	4/13/10	.020	100,000.00	100,000.00	100,000.00		100,000.00		
191680	PUR	303	SPRJ	4/16/09	AG0904288	STATE BANK & TRUST COMPANY	.02	4/13/10	.020	65,000.00	65,000.00	65,000.00		65,000.00		
191681	PUR	303	SPRJ	4/16/09	AG0904270	COMMUNITY FIRST BANK	.02	4/13/10	.020	100,000.00	100,000.00	100,000.00		100,000.00		
191693	PUR	303	SPRJ	4/16/09	ID0910553	HOCKING VALLEY BANK	.15	4/15/11	.150	100,000.00	100,000.00	100,000.00		100,000.00		
191601	PUR	303	SPRJ	4/16/09	ID0910561	URIAMARE COUNTY BANK & TRUST CO.	.15	4/15/11	.150	100,000.00	100,000.00	100,000.00		100,000.00		
191602	PUR	303	SPRJ	4/16/09	ID0910579	FIRST CITIZENS NATIONAL BANK	.15	4/15/11	.150	160,000.00	160,000.00	160,000.00		160,000.00		
182302	CNTR	301	REG	4/16/09	STAR30129	STAR OHIO 70933	.410			50,000,000.00	50,000,000.00	50,000,000.00		50,000,000.00		
191691	PUR	304	REG	4/17/09	313385F05	PHIL DISCOUNT NOTE	.091	5/19/09	.091	50,000,000.00	49,996,000.00	49,996,000.00		49,996,000.00		
191692	PUR	304	REG	4/17/09	313385F05	PHIL DISCOUNT NOTE	.091	5/19/09	.091	50,000,000.00	49,996,000.00	49,996,000.00		49,996,000.00		
188339	CNTR	300	REG	4/17/09	812527489	KRYBANK PREMIERE MGMT ACCOUNT	.250			35,729,530.59	35,729,530.59	35,729,530.59		35,729,530.59		
191695	PUR	303	SPRJ	4/17/09	AG0904296	FIRST CITIZENS NATIONAL BANK	.02	4/13/10	.020	100,000.00	100,000.00	100,000.00		100,000.00		
191696	PUR	303	SPRJ	4/17/09	AG0904304	FIRST CITIZENS NATIONAL BANK	.02	4/13/10	.020	100,000.00	100,000.00	100,000.00		100,000.00		

PGM: INVS MONTHEND_TRANSACTIONS
SOURCE: VISUALQED
MODEL: TRANSACTION
BASIS: SETTLEMENT
BEGIN: 4/01/09
END: 4/30/09

KEVIN L. BOYCE
TREASURER, STATE OF OHIO
INVESTMENT TRANSACTION REPORT

TRANSACTIONS FOR 4/01/09 TO 4/30/09

INVEST#	TXN	FUND	FOND	SETTLE	CUSIP	DESCRIPTION	RATE	NATURITY	PUR-YL	PAR AMOUNT	PRIN/PROC	P/S-INTEREST	SETTLE AMT
191739	PUR	303	SPRJ	4/17/09	AG09047700	FIRST FEDERAL BANK OF THE MIDWEST	.02	4/13/10	.020	100,000.00	100,000.00		100,000.00
191740	PUR	303	SPRJ	4/17/09	AG09047718	FIRST FEDERAL BANK OF THE MIDWEST	.02	4/13/10	.020	100,000.00	100,000.00		100,000.00
191741	PUR	303	SPRJ	4/17/09	AG09047726	FIRST FEDERAL BANK OF THE MIDWEST	.02	4/13/10	.020	100,000.00	100,000.00		100,000.00
191742	PUR	303	SPRJ	4/17/09	AG09047734	FIRST FEDERAL BANK OF THE MIDWEST	.02	4/13/10	.020	35,000.00	35,000.00		35,000.00
191726	PUR	303	SPRJ	4/17/09	AG09047742	FIRST FEDERAL BANK OF THE MIDWEST	.02	4/13/10	.020	100,000.00	100,000.00		100,000.00
191743	PUR	303	SPRJ	4/17/09	AG09047759	HUNTINGTON NATIONAL BANK, NA	.02	4/13/10	.020	100,000.00	100,000.00		100,000.00
191744	PUR	303	SPRJ	4/17/09	AG09047767	HUNTINGTON NATIONAL BANK, NA	.02	4/13/10	.020	90,000.00	90,000.00		90,000.00
191745	PUR	303	SPRJ	4/17/09	AG09047775	HUNTINGTON NATIONAL BANK, NA	.02	4/13/10	.020	100,000.00	100,000.00		100,000.00
191746	PUR	303	SPRJ	4/17/09	AG0904783	HUNTINGTON NATIONAL BANK, NA	.02	4/13/10	.020	100,000.00	100,000.00		100,000.00
191747	PUR	303	SPRJ	4/17/09	AG0904791	HUNTINGTON NATIONAL BANK, NA	.02	4/13/10	.020	100,000.00	100,000.00		100,000.00
191748	PUR	303	SPRJ	4/17/09	AG0904809	HUNTINGTON NATIONAL BANK, NA	.02	4/13/10	.020	100,000.00	100,000.00		100,000.00
191749	PUR	303	SPRJ	4/17/09	AG0904817	HUNTINGTON NATIONAL BANK, NA	.02	4/13/10	.020	90,000.00	90,000.00		90,000.00
191750	PUR	303	SPRJ	4/17/09	AG0904825	HUNTINGTON NATIONAL BANK, NA	.02	4/13/10	.020	100,000.00	100,000.00		100,000.00
191751	PUR	303	SPRJ	4/17/09	AG0904833	HUNTINGTON NATIONAL BANK, NA	.02	4/13/10	.020	100,000.00	100,000.00		100,000.00
191752	PUR	303	SPRJ	4/17/09	AG0904841	HUNTINGTON NATIONAL BANK, NA	.02	4/13/10	.020	100,000.00	100,000.00		100,000.00
191753	PUR	303	SPRJ	4/17/09	AG0904858	HUNTINGTON NATIONAL BANK, NA	.02	4/13/10	.020	100,000.00	100,000.00		100,000.00
191754	PUR	303	SPRJ	4/17/09	AG0904866	HUNTINGTON NATIONAL BANK, NA	.02	4/13/10	.020	100,000.00	100,000.00		100,000.00
191755	PUR	303	SPRJ	4/17/09	AG0904874	HUNTINGTON NATIONAL BANK, NA	.02	4/13/10	.020	45,000.00	45,000.00		45,000.00
191756	PUR	303	SPRJ	4/17/09	AG0904882	HUNTINGTON NATIONAL BANK, NA	.02	4/13/10	.020	100,000.00	100,000.00		100,000.00
191757	PUR	303	SPRJ	4/17/09	AG0904890	HUNTINGTON NATIONAL BANK, NA	.02	4/13/10	.020	100,000.00	100,000.00		100,000.00
191758	PUR	303	SPRJ	4/17/09	AG0904908	HUNTINGTON NATIONAL BANK, NA	.02	4/13/10	.020	100,000.00	100,000.00		100,000.00
191759	PUR	303	SPRJ	4/17/09	AG0904916	HUNTINGTON NATIONAL BANK, NA	.02	4/13/10	.020	100,000.00	100,000.00		100,000.00
191760	PUR	303	SPRJ	4/17/09	AG0904924	HUNTINGTON NATIONAL BANK, NA	.02	4/13/10	.020	100,000.00	100,000.00		100,000.00
191761	PUR	303	SPRJ	4/17/09	AG0904932	HUNTINGTON NATIONAL BANK, NA	.02	4/13/10	.020	100,000.00	100,000.00		100,000.00
191762	PUR	303	SPRJ	4/17/09	AG0904940	HUNTINGTON NATIONAL BANK, NA	.02	4/13/10	.020	100,000.00	100,000.00		100,000.00
191763	PUR	303	SPRJ	4/17/09	AG0904957	HUNTINGTON NATIONAL BANK, NA	.02	4/13/10	.020	100,000.00	100,000.00		100,000.00
191764	PUR	303	SPRJ	4/17/09	AG0904965	HUNTINGTON NATIONAL BANK, NA	.02	4/13/10	.020	100,000.00	100,000.00		100,000.00
191765	PUR	303	SPRJ	4/17/09	AG0904981	HUNTINGTON NATIONAL BANK, NA	.02	4/13/10	.020	100,000.00	100,000.00		100,000.00
191766	PUR	303	SPRJ	4/17/09	AG0904999	HUNTINGTON NATIONAL BANK, NA	.02	4/13/10	.020	100,000.00	100,000.00		100,000.00
191767	PUR	303	SPRJ	4/17/09	AG0905004	HUNTINGTON NATIONAL BANK, NA	.02	4/13/10	.020	100,000.00	100,000.00		100,000.00
191768	PUR	303	SPRJ	4/17/09	AG0905020	HUNTINGTON NATIONAL BANK, NA	.02	4/13/10	.020	100,000.00	100,000.00		100,000.00
191770	PUR	303	SPRJ	4/17/09	AG0905038	HUNTINGTON NATIONAL BANK, NA	.02	4/13/10	.020	80,000.00	80,000.00		80,000.00
191771	PUR	303	SPRJ	4/17/09	AG0905046	HUNTINGTON NATIONAL BANK, NA	.02	4/13/10	.020	100,000.00	100,000.00		100,000.00
191772	PUR	303	SPRJ	4/17/09	AG0905053	HUNTINGTON NATIONAL BANK, NA	.02	4/13/10	.020	100,000.00	100,000.00		100,000.00
191773	PUR	303	SPRJ	4/17/09	AG0905061	HUNTINGTON NATIONAL BANK, NA	.02	4/13/10	.020	40,000.00	40,000.00		40,000.00
191774	PUR	303	SPRJ	4/17/09	AG0905079	HUNTINGTON NATIONAL BANK, NA	.02	4/13/10	.020	100,000.00	100,000.00		100,000.00
191775	PUR	303	SPRJ	4/17/09	AG0905087	HUNTINGTON NATIONAL BANK, NA	.02	4/13/10	.020	100,000.00	100,000.00		100,000.00

PGM: INVS MONITRD TRANSACTIONS
 SOURCE: VASUALRD
 MODEL: TRANSACTION
 BASIS: SETTLEMENT
 BEGIN: 4/01/09
 END: 4/30/09

KEVIN L. BOYCK
 TREASURER, STATE OF OHIO

INVESTMENT TRANSACTION REPORT

TRANSACTIONS FOR 4/01/09 TO 4/30/09

PAGE: 19

INVEST#	TXN	FUND	PRND	SETTLE	CUSIP	DESCRIPTION	RATE	MATURITY	PUR-YL	PAR	AMOUNT	PRIN/PROC	P/S-INTEREST	SETTLE	AMT
191818	PUR	303	SPRJ	4/20/09	AG0905335	LIBERTY NATIONAL BANK	.02	4/13/10	.020	50,000.00	50,000.00	50,000.00	50,000.00	50,000.00	
191819	PUR	303	SPRJ	4/20/09	AG0905343	LIBERTY NATIONAL BANK	.02	4/13/10	.020	60,000.00	60,000.00	60,000.00	60,000.00	60,000.00	
191820	PUR	303	SPRJ	4/20/09	AG0905350	LIBERTY NATIONAL BANK	.02	4/13/10	.020	100,000.00	100,000.00	100,000.00	100,000.00	100,000.00	
191821	PUR	303	SPRJ	4/20/09	AG0905368	LIBERTY NATIONAL BANK	.02	4/13/10	.020	30,000.00	30,000.00	30,000.00	30,000.00	30,000.00	
191826	PUR	303	SPRJ	4/20/09	AG0905376	NORTH VALLEY BANK	.02	4/13/10	.020	100,000.00	100,000.00	100,000.00	100,000.00	100,000.00	
191827	PUR	303	SPRJ	4/20/09	AG0905384	NORTH VALLEY BANK	.02	4/13/10	.020	100,000.00	100,000.00	100,000.00	100,000.00	100,000.00	
191828	PUR	303	SPRJ	4/20/09	AG0905392	NORTH VALLEY BANK	.02	4/13/10	.020	100,000.00	100,000.00	100,000.00	100,000.00	100,000.00	
191829	PUR	303	SPRJ	4/20/09	AG0905400	NORTH VALLEY BANK	.02	4/13/10	.020	100,000.00	100,000.00	100,000.00	100,000.00	100,000.00	
191830	PUR	303	SPRJ	4/20/09	AG0905418	NORTH VALLEY BANK	.02	4/13/10	.020	100,000.00	100,000.00	100,000.00	100,000.00	100,000.00	
191831	PUR	303	SPRJ	4/20/09	AG0905426	NORTH VALLEY BANK	.02	4/13/10	.020	100,000.00	100,000.00	100,000.00	100,000.00	100,000.00	
191832	PUR	303	SPRJ	4/20/09	AG0905434	NORTH VALLEY BANK	.02	4/13/10	.020	100,000.00	100,000.00	100,000.00	100,000.00	100,000.00	
191833	PUR	303	SPRJ	4/20/09	AG0905442	NORTH VALLEY BANK	.02	4/13/10	.020	100,000.00	100,000.00	100,000.00	100,000.00	100,000.00	
191834	PUR	303	SPRJ	4/20/09	AG0905459	NORTH VALLEY BANK	.02	4/13/10	.020	100,000.00	100,000.00	100,000.00	100,000.00	100,000.00	
191835	PUR	303	SPRJ	4/20/09	AG0905467	NORTH VALLEY BANK	.02	4/13/10	.020	100,000.00	100,000.00	100,000.00	100,000.00	100,000.00	
191789	PUR	303	SPRJ	4/20/09	ID0910660	NATIONAL BANK OF OAR HARBOR	.15	4/20/11	.150	50,000.00	50,000.00	50,000.00	50,000.00	50,000.00	
191792	PUR	303	SPRJ	4/20/09	ID0910678	COMMERCIAL & SAVINGS BANK, MILLA	.15	4/20/11	.150	50,000.00	50,000.00	50,000.00	50,000.00	50,000.00	
154433	CNTR	300	REG	4/20/09	STAR30012	STAR OHIO 10010	.15	4/20/11	.150	400,000.00	400,000.00	400,000.00	400,000.00	400,000.00	
146173	CNTR	302	DETF	4/20/09	STAR30210	STAR OHIO 27044	.390		.390	25,000,000.00	25,000,000.00	25,000,000.00	25,000,000.00	25,000,000.00	
191837	PUR	300	REG	4/21/09	3133858K3	PHIL DISCOUNT NOTE	.01	4/22/09	.010	50,000,000.00	50,000,000.00	50,000,000.00	50,000,000.00	50,000,000.00	
191841	PUR	300	REG	4/21/09	3133858K0	PHIL DISCOUNT NOTE	.03	4/28/09	.030	50,000,000.00	50,000,000.00	50,000,000.00	50,000,000.00	50,000,000.00	
191842	PUR	300	REG	4/21/09	3133858K6	PHIL DISCOUNT NOTE	.03	4/28/09	.030	50,000,000.00	50,000,000.00	50,000,000.00	50,000,000.00	50,000,000.00	
191839	PUR	300	REG	4/21/09	3133858P6	PHIL DISCOUNT NOTE	.05	5/07/09	.050	50,000,000.00	50,000,000.00	50,000,000.00	50,000,000.00	50,000,000.00	
191866	PUR	300	REG	4/21/09	313589F88	FWMA DISCOUNT NOTE	.08	5/05/09	.080	50,000,000.00	50,000,000.00	50,000,000.00	50,000,000.00	50,000,000.00	
191867	PUR	300	REG	4/21/09	313589F88	FWMA DISCOUNT NOTE	.08	5/05/09	.080	10,000,000.00	10,000,000.00	10,000,000.00	10,000,000.00	10,000,000.00	
188339	CNTR	300	REG	4/21/09	812527489	KEYBANK PREMIER MFFT ACCOUNT	.250		.250	30,945,002.19	30,945,002.19	30,945,002.19	30,945,002.19	30,945,002.19	
191836	PUR	303	SPRJ	4/21/09	ID0910694	FARMERS & MERCHANTS STATE BANK	.15	4/21/11	.150	232,823.30	232,823.30	232,823.30	232,823.30	232,823.30	
191838	PUR	303	SPRJ	4/21/09	ID0910702	CONSUMERS NATIONAL BANK	.15	4/21/11	.150	400,000.00	400,000.00	400,000.00	400,000.00	400,000.00	
191840	PUR	303	SPRJ	4/21/09	ID0910710	CITIZENS SAVINGS BANK, MARTINS P	.15	4/21/11	.150	192,000.00	192,000.00	192,000.00	192,000.00	192,000.00	
191843	PUR	303	SPRJ	4/21/09	ID0910728	PNC BANK, NA	.15	4/21/11	.150	168,000.00	168,000.00	168,000.00	168,000.00	168,000.00	
191844	PUR	303	SPRJ	4/21/09	ID0910736	FIRST FEDERAL BANK OF THE MIDWEST	.15	4/21/11	.150	65,000.00	65,000.00	65,000.00	65,000.00	65,000.00	
191873	PUR	303	SPRJ	4/21/09	ID0910744	HEARTLAND BANK	.15	4/21/11	.150	60,000.00	60,000.00	60,000.00	60,000.00	60,000.00	
154433	CNTR	300	REG	4/21/09	STAR30012	STAR OHIO 10010	.390		.390	15,000,000.00	15,000,000.00	15,000,000.00	15,000,000.00	15,000,000.00	
191897	PUR	300	REG	4/22/09	3133858E5	PHIL DISCOUNT NOTE	.02	4/30/09	.020	50,000,000.00	50,000,000.00	50,000,000.00	50,000,000.00	50,000,000.00	
191896	PUR	300	REG	4/22/09	3133858E6	PHIL DISCOUNT NOTE	.04	5/14/09	.040	50,000,000.00	50,000,000.00	50,000,000.00	50,000,000.00	50,000,000.00	
191898	PUR	300	REG	4/22/09	3133858F9	PHIL DISCOUNT NOTE	.06	5/22/09	.060	40,000,000.00	40,000,000.00	40,000,000.00	40,000,000.00	40,000,000.00	
184539	CNTR	300	REG	4/22/09	38141M273	GOIDMAN SACS FIN SQ GOVT #465	.02	4/13/10	.020	11,344,000.00	11,344,000.00	11,344,000.00	11,344,000.00	11,344,000.00	
191885	PUR	303	SPRJ	4/22/09	AG0905483	OLD FORT BANKING COMPANY	.02	4/13/10	.020	100,000.00	100,000.00	100,000.00	100,000.00	100,000.00	
191889	PUR	303	SPRJ	4/22/09	AG0905525	CORTLAND SAVINGS & BANKING CO	.02	4/13/10	.020	100,000.00	100,000.00	100,000.00	100,000.00	100,000.00	

PGM: INVS MONTHEND TRANSACTIONS
SOURCE: VIRTUALQED
MODEL: TRANSACTION
BASIS: SETTLEMENT
BEGIN: 4/01/09
END: 4/30/09

KEVIN L. BOYCE
TREASURER, STATE OF OHIO
INVESTMENT TRANSACTION REPORT

TRANSACTIONS FOR 4/01/09 TO 4/30/09

INVT#	TKN	FOUND	PRND	SETTLE	COSIP	DESCRIPTION	RATE	MATURITY	PUR-YL	PAR	AMOUNT	PRIN/PROC	P/S-INTEREST	SETTLE	AMT
191847	PUR	302	DPTF	4/24/09	912833CZ6	US TREASURY STRIP	2/15/10	2/15/10	.229	50,000.00	49,907.00			49,907.00	
191848	PUR	302	DPTF	4/24/09	912833CZ1	US TREASURY STRIP	2/15/11	2/15/11	.814	50,000.00	49,269.50			49,269.50	
191849	PUR	302	DPTF	4/24/09	912833DB3	US TREASURY STRIP	2/15/12	2/15/12	1.314	50,000.00	48,191.50			48,191.50	
191850	PUR	302	DPTF	4/24/09	912833DB9	US TREASURY STRIP	2/15/13	2/15/13	1.653	50,000.00	46,958.00			46,958.00	
191851	PUR	302	DPTF	4/24/09	912833DB4	US TREASURY STRIP	2/15/14	2/15/14	2.087	50,000.00	45,245.50			45,245.50	
191852	PUR	302	DPTF	4/24/09	912833DB0	US TREASURY STRIP	2/15/15	2/15/15	2.215	50,000.00	43,990.50			43,990.50	
191853	PUR	302	DPTF	4/24/09	912833KB4	US TREASURY STRIP	2/15/16	2/15/16	2.581	50,000.00	41,986.00			41,986.00	
191854	PUR	302	DPTF	4/24/09	912833KB2	US TREASURY STRIP	2/15/17	2/15/17	3.006	50,000.00	39,605.00			39,605.00	
191855	PUR	302	DPTF	4/24/09	912833KB3	US TREASURY STRIP	2/15/18	2/15/18	3.183	50,000.00	37,855.00			37,855.00	
191856	PUR	302	DPTF	4/24/09	912833KT3	US TREASURY STRIP	2/15/19	2/15/19	3.321	50,000.00	36,191.50			36,191.50	
191857	PUR	302	DPTF	4/24/09	912833KT5	US TREASURY STRIP	2/15/20	2/15/20	3.560	50,000.00	34,140.00			34,140.00	
191858	PUR	302	DPTF	4/24/09	912833LC2	US TREASURY STRIP	2/15/21	2/15/21	3.768	50,000.00	32,170.00			32,170.00	
191859	PUR	302	DPTF	4/24/09	912833LG3	US TREASURY STRIP	2/15/22	2/15/22	3.882	50,000.00	30,550.00			30,550.00	
191860	PUR	302	DPTF	4/24/09	912833LD1	US TREASURY STRIP	2/15/24	2/15/24	3.999	50,000.00	27,815.00			27,815.00	
191861	PUR	302	DPTF	4/24/09	912833LD2	US TREASURY STRIP	2/15/25	2/15/25	4.072	50,000.00	26,435.00			26,435.00	
191862	PUR	302	DPTF	4/24/09	912833LD4	US TREASURY STRIP	2/15/26	2/15/26	4.018	50,000.00	25,615.00			25,615.00	
191863	PUR	302	DPTF	4/24/09	912833FC8	US TREASURY STRIP	2/15/27	2/15/27	4.030	50,000.00	24,565.00			24,565.00	
191864	PUR	302	DPTF	4/24/09	912833RX8	US TREASURY STRIP	2/15/28	2/15/28	4.052	50,000.00	23,510.00			23,510.00	
191865	PUR	303	SPRJ	4/24/09	AG0905681	CITIZENS NATIONAL BANK, CHILLICO	0.02	4/13/10	0.020	100,000.00	100,000.00			100,000.00	
191932	PUR	303	SPRJ	4/24/09	LD0910868	HUNTINGTON NATIONAL BANK, NA	0.15	4/22/11	0.150	75,000.00	75,000.00			75,000.00	
191933	PUR	303	SPRJ	4/24/09	LD0910876	NATIONAL CITY BANK	0.24	4/22/11	0.243	50,000.00	50,631.50			50,631.50	
191935	PUR	303	SPRJ	4/27/09	06051HDMS	BANK OF AMERICA TLGP	0.15	7/30/09	0.150	277,462.00	277,462.00			277,462.00	
191966	PUR	301	REG	4/27/09	3128X8X2	PHILC DEBENTURE	2.10	7/27/11	2.100	25,000,000.00	49,968,666.67			49,968,666.67	
191605	PUR	301	REG	4/27/09	3128X8X2	PHILC DEBENTURE	1.75	7/27/11	1.750	25,000,000.00	25,000,000.00			25,000,000.00	
191965	PUR	300	REG	4/27/09	313385FH4	PHILB DISCOUNT NOTE	0.07	5/08/09	0.070	50,000,000.00	49,998,930.56			49,998,930.56	
191966	PUR	300	REG	4/27/09	313385FH4	PHILB DISCOUNT NOTE	0.07	5/08/09	0.070	50,000,000.00	49,998,930.56			49,998,930.56	
191967	PUR	300	REG	4/27/09	313385PE6	PHILB DISCOUNT NOTE	0.08	5/14/09	0.080	50,000,000.00	49,998,111.11			49,998,111.11	
191963	PUR	304	REG	4/27/09	912828K8	US TREASURY NOTE	1.75	3/31/14	1.937	25,000,000.00	24,781,250.00			24,781,250.00	
191950	PUR	303	SPRJ	4/27/09	AG0905707	CITIZENS NATIONAL BANK, CHILLICO	0.02	4/13/10	0.020	100,000.00	100,000.00			100,000.00	
191951	PUR	303	SPRJ	4/27/09	AG0905715	HOME SAVINGS & LOAN CO KERTON	0.02	4/13/10	0.020	22,000.00	22,000.00			22,000.00	
191953	PUR	303	SPRJ	4/27/09	AG0905723	HOME SAVINGS & LOAN CO KERTON	0.02	4/13/10	0.020	50,000.00	50,000.00			50,000.00	
191954	PUR	303	SPRJ	4/27/09	AG0905731	HOME SAVINGS & LOAN CO KERTON	0.02	4/13/10	0.020	13,000.00	13,000.00			13,000.00	
191955	PUR	303	SPRJ	4/27/09	AG0905749	HOME SAVINGS & LOAN CO KERTON	0.02	4/13/10	0.020	100,000.00	100,000.00			100,000.00	
191956	PUR	303	SPRJ	4/27/09	AG0905756	HOME SAVINGS & LOAN CO KERTON	0.02	4/13/10	0.020	40,000.00	40,000.00			40,000.00	
191957	PUR	303	SPRJ	4/27/09	AG0905764	HOME SAVINGS & LOAN CO KERTON	0.02	4/13/10	0.020	100,000.00	100,000.00			100,000.00	
191958	PUR	303	SPRJ	4/27/09	AG0905772	HOME SAVINGS & LOAN CO KERTON	0.02	4/13/10	0.020	20,000.00	20,000.00			20,000.00	
191959	PUR	303	SPRJ	4/27/09	AG0905780	HOME SAVINGS & LOAN CO KERTON	0.02	4/13/10	0.020	100,000.00	100,000.00			100,000.00	

PGM: INVS...NORTHERND...TRANSACTIONS
 SOURCE: VIAFUELLED
 MODEL: TRANSACTIONS
 BASIS: SETTLEMENT
 BEGIN: 4/01/09
 END: 4/30/09

K E V I N L. B O Y C H E
 T R E A S U R E R , S T A T E O F O H I O
 I N V E S T M E N T T R A N S A C T I O N R E P O R T

TRANSACTIONS FOR 4/01/09 TO 4/30/09

INVT#	TXN	FOND	FUND	SETTLE	CUSIP	DESCRIPTION	RATE	MATURITY	PUR-YL	PAR	AMOUNT	PRIN/PROC	P/S-INTEREST	SETTLE	AMT
191973	PUR	301	RMG	4/30/09	3133XTLG9	PHIL DEBENTURE	2.15	4/30/12	2.150	25,000,000.00	25,000,000.00			25,000,000.00	
192003	PUR	304	RMG	4/30/09	912828KM9	US TREASURY NOTE	1.88	4/30/14	1.952	25,000,000.00	24,908,129.75			24,908,129.75	
192015	PUR	303	SPRJ	4/30/09	AG09058689	CITIZENS NATIONAL BANK, CHILLICO	.02	4/13/10	.020	100,000.00	100,000.00			100,000.00	
192016	PUR	303	SPRJ	4/30/09	AG09058697	CITIZENS NATIONAL BANK, CHILLICO	.02	4/13/10	.020	70,000.00	70,000.00			70,000.00	
192006	PUR	303	SPRJ	4/30/09	LD0910963	SIGNATURE BANK, N.A.	.15	4/29/11	.150	200,000.00	200,000.00			200,000.00	
192007	PUR	303	SPRJ	4/30/09	LD0910991	FIRST NATIONAL BANK, PANDORA	.15	4/29/11	.150	250,000.00	250,000.00			250,000.00	
192008	PUR	303	SPRJ	4/30/09	LD0911007	HUNTINGTON NATIONAL BANK, NA	.15	4/29/11	.150	50,000.00	50,000.00			50,000.00	
192009	PUR	303	SPRJ	4/30/09	LD0911015	HUNTINGTON NATIONAL BANK, NA	.15	4/29/11	.150	233,882.11	233,882.11			233,882.11	
154433	CNTR	300	RMG	4/30/09	STAR30012	STAR OHIO 10010			.370	2,137,000.00	2,137,000.00			2,137,000.00	
174457	CNTR	304	RMG	4/30/09	STAR30418	STAR OHIO 63942			.370	154,000.00	154,000.00			154,000.00	
										4,691,864,067.53	4,689,919,058.40	110,519.12	4,690,029,577.52		

INVT#	TRX	FUND	SETTLE	CURTP	DESCRIPTION	RATE	MATURITY	PUR-YL	PAR	AMOUNT	PRIN/PROC	P/S-INTEREST	SETTLE	AMT
174457	WTHD	304	REG	4/03/09	STAR30418 STAR OHIO 63942	1.50	10/05/09		635,000.00	635,000.00			635,000.00	
182801	CALL	303	SPRJ	4/05/09	ID0800689 FIRST NATIONAL BANK, PANDORA				3,087.88	3,087.88			3,087.88	
184510	WTHD	304	REG	4/06/09	38141W273 GOLDMAN SACHS FIN SQ GOVT #465				49,565,000.00	49,565,000.00			49,565,000.00	
188432	CALL	303	SPRJ	4/06/09	ID0904119 NATIONAL CITY BANK				57,968.45	57,968.45			57,968.45	
188433	CALL	303	SPRJ	4/06/09	ID0904127 NATIONAL CITY BANK				10,971.50	10,971.50			10,971.50	
188434	CALL	303	SPRJ	4/06/09	ID0904135 COMMERCIAL & SAVINGS BANK, MILLE				3,376.19	3,376.19			3,376.19	
188435	CALL	303	SPRJ	4/06/09	ID0904143 U.S. BANK, N.A.				10,339.52	10,339.52			10,339.52	
188436	CALL	303	SPRJ	4/06/09	ID0904150 FIRST PLACE BANK				15,004.69	15,004.69			15,004.69	
188437	CALL	303	SPRJ	4/06/09	ID0904168 CORTLAND SAVINGS & BANKING CO				5,446.74	5,446.74			5,446.74	
188438	CALL	303	SPRJ	4/06/09	ID0904176 CITIZENS SAVINGS BANK, MARTINS P				616.15	616.15			616.15	
188451	CALL	303	SPRJ	4/06/09	ID0904184 COMMERCIAL & SAVINGS BANK, MILLE				3,231.25	3,231.25			3,231.25	
188452	CALL	303	SPRJ	4/06/09	ID0904192 AMERICAN SAVINGS BANK, PSB				9,958,000.00	9,958,000.00			9,958,000.00	
154433	WTHD	300	REG	4/06/09	STAR30012 STAR OHIO 10010				5,508.83	5,508.83			5,508.83	
174457	WTHD	304	REG	4/06/09	STAR30418 STAR OHIO 63942				50,000,000.00	50,000,000.00			50,000,000.00	
188339	WTHD	300	REG	4/07/09	812527489 KEYBANK PREMIER MKT ACCOUNT				15,108,521.36	15,108,521.36			15,108,521.36	
185462	CALL	303	SPRJ	4/07/09	ID0805035 HENRY COUNTY BANK				6,188.73	6,188.73			6,188.73	
185463	CALL	303	SPRJ	4/07/09	ID0805043 FIRST FEDERAL BANK OTHER MIDWEST				10,527.27	10,527.27			10,527.27	
185471	CALL	303	SPRJ	4/07/09	ID0805050 CORTLAND SAVINGS & BANKING CO				11,880.48	11,880.48			11,880.48	
188459	CALL	303	SPRJ	4/07/09	ID0904200 ADVANTAGE BANK				6,924.97	6,924.97			6,924.97	
188460	CALL	303	SPRJ	4/07/09	ID0904218 FIRST FEDERAL BANK OTHER MIDWEST				13,382.23	13,382.23			13,382.23	
188462	CALL	303	SPRJ	4/07/09	ID0904242 CITIZENS SAVINGS BANK, MARTINS P				10,179.19	10,179.19			10,179.19	
188463	CALL	303	SPRJ	4/07/09	ID0904259 WESTERN RESERVE BANK				2,495.37	2,495.37			2,495.37	
188464	CALL	303	SPRJ	4/07/09	ID0904267 ADVANTAGE BANK				1,319.89	1,319.89			1,319.89	
184687	WTHD	235	TOB	4/07/09	STAR23519 STAR OHIO 71115				17,640.01	17,640.01			17,640.01	
183669	WTHD	236	TOB	4/07/09	STAR23618 STAR OHIO 71106				1,664,539.00	1,664,539.00			1,664,539.00	
185482	CALL	303	SPRJ	4/08/09	ID0805076 AMERICAN SAVINGS BANK, PSB				1,016,961.00	1,016,961.00			1,016,961.00	
185484	CALL	303	SPRJ	4/08/09	ID0805084 CHEROKEE BANKING COMPANY				4,777.44	4,777.44			4,777.44	
185485	CALL	303	SPRJ	4/08/09	ID0805092 HUNTINGTON NATIONAL BANK, NA				2,916.42	2,916.42			2,916.42	
185486	CALL	303	SPRJ	4/08/09	ID0805100 NATIONAL CITY BANK				17,609.97	17,609.97			17,609.97	
185496	CALL	303	SPRJ	4/08/09	ID0805118 OSGOOD STATE BANK				14,398.87	14,398.87			14,398.87	
187129	SALE	303	SPRJ	4/08/09	ID0900117 ADVANTAGE BANK				25,223.82	25,223.82			25,223.82	
188436	CALL	303	SPRJ	4/08/09	ID0904275 WESTERN RESERVE BANK				397,736.25	397,736.25			397,736.25	
188437	CALL	303	SPRJ	4/08/09	ID0904283 PARK NATIONAL BANK				40,552.39	40,552.39			40,552.39	
188514	CALL	303	SPRJ	4/08/09	ID0904291 NATIONAL CITY BANK				7,696.31	7,696.31			7,696.31	
188515	CALL	303	SPRJ	4/08/09	ID0904309 CITIZENS SAVINGS BANK, MARTINS P				12,367.63	12,367.63			12,367.63	
188516	CALL	303	SPRJ	4/08/09	ID0904317 CITIZENS SAVINGS BANK, MARTINS P				20,134.26	20,134.26			20,134.26	
188517	CALL	303	SPRJ	4/08/09	ID0904325 WESTFIELD BANK, PSB				7,180.14	7,180.14			7,180.14	
188518	CALL	303	SPRJ	4/08/09	ID0904333 WESTFIELD BANK, PSB				6,595.39	6,595.39			6,595.39	
									34,671.24	34,671.24			34,671.24	

KEVIN L. BOYCE
TREASURER, STATE OF OHIO
INVESTMENT TRANSACTION REPORT

TRANSACTIONS FOR 4/01/09 TO 4/30/09

INVEST#	TXN	FUND	FUND	SETTLE	CUSTP	DESCRIPTION	RATE	MATURITY	PUR-YL	PAR	AMOUNT	PRIN	PROC	P/S	INTEREST	SETTLE	AMT
185638	CALL	303	SPRJ	4/14/09	ID0805308	GENOA BANKING COMPANY	.05	4/14/10		15,705.59	15,705.59				15,705.59		
185639	CALL	303	SPRJ	4/14/09	ID0805316	OHIO VALLEY BANK COMPANY	.05	4/14/10		6,533.11	6,533.11				6,533.11		
185640	CALL	303	SPRJ	4/14/09	ID0805324	PRIEST CITIZENS NATIONAL BANK	.05	4/14/10		40,398.66	40,398.66				40,398.66		
188541	CALL	303	SPRJ	4/14/09	ID0904390	LIBERTY NATIONAL BANK	.15	10/14/10		8,360.17	8,360.17				8,360.17		
188542	CALL	303	SPRJ	4/14/09	ID0904408	NATIONAL CITY BANK	.15	10/14/10		10,560.91	10,560.91				10,560.91		
188543	CALL	303	SPRJ	4/14/09	ID0904416	NATIONAL CITY BANK	.15	10/14/10		26,151.22	26,151.22				26,151.22		
188544	CALL	303	SPRJ	4/14/09	ID0904424	NATIONAL CITY BANK	.15	10/14/10		17,179.70	17,179.70				17,179.70		
188545	CALL	303	SPRJ	4/14/09	ID0904432	NATIONAL CITY BANK	.15	10/14/10		23,929.94	23,929.94				23,929.94		
188546	CALL	303	SPRJ	4/14/09	ID0904440	NATIONAL CITY BANK	.15	10/14/10		4,330.38	4,330.38				4,330.38		
188547	CALL	303	SPRJ	4/14/09	ID0904457	NATIONAL CITY BANK	.15	10/14/10		3,010.36	3,010.36				3,010.36		
154433	WTED	300	RRG	4/14/09	STAR30012	STAR OHIO 10010				9,099,000.00	9,099,000.00				9,099,000.00		
184339	WTED	300	RRG	4/15/09	38141W273	GOLDMAN SACHS FIN SQ GOVT #465				18,123,000.00	18,123,000.00				18,123,000.00		
191063	SALE	304	RRG	4/15/09	912828KJ3	US TREASURY NOTE	1.75	3/31/14		25,000,000.00	25,000,000.00			17,930.33	25,002,305.33		
185655	CALL	303	SPRJ	4/15/09	ID0805332	HUNTINGTON NATIONAL BANK, NA	.05	4/15/10		20,761.90	20,761.90				20,761.90		
185657	CALL	303	SPRJ	4/15/09	ID0805357	NATIONAL CITY BANK	.05	4/15/10		4,669.95	4,669.95				4,669.95		
185658	CALL	303	SPRJ	4/15/09	ID0805365	WESTERN RESERVE BANK	.05	4/15/10		1,626.11	1,626.11				1,626.11		
185660	CALL	303	SPRJ	4/15/09	ID0805381	FIRSTHERIT BANK, NA	.05	4/15/10		39,634.16	39,634.16				39,634.16		
185668	CALL	303	SPRJ	4/15/09	ID0805399	NATIONAL CITY BANK	.05	4/15/10		28,443.96	28,443.96				28,443.96		
185675	CALL	303	SPRJ	4/15/09	ID0805407	KILLBUCK SAVINGS BANK CO.	.05	4/15/10		1,991.39	1,991.39				1,991.39		
188558	CALL	303	SPRJ	4/15/09	ID0904465	HUNTINGTON NATIONAL BANK, NA	.15	10/15/10		5,025.57	5,025.57				5,025.57		
188559	CALL	303	SPRJ	4/15/09	ID0904473	HUNTINGTON NATIONAL BANK, NA	.15	10/15/10		5,028.24	5,028.24				5,028.24		
188560	CALL	303	SPRJ	4/15/09	ID0904481	NATIONAL CITY BANK	.15	10/15/10		9,728.75	9,728.75				9,728.75		
188561	CALL	303	SPRJ	4/15/09	ID0904499	FIRSTHERIT BANK, NA	.15	10/15/10		19,988.47	19,988.47				19,988.47		
188562	CALL	303	SPRJ	4/15/09	ID0904515	U.S. BANK, N.A.	.15	10/15/10		1,813.77	1,813.77				1,813.77		
188563	CALL	303	SPRJ	4/15/09	ID0904523	FIRST FEDERAL BANK OF THE MIDWEST	.15	10/15/10		15,365.83	15,365.83				15,365.83		
189021	CALL	303	SPRJ	4/15/09	ID0904531	FARMERS NATIONAL BANK, CANTYLED	.15	10/15/10		13,827.27	13,827.27				13,827.27		
188576	CALL	303	SPRJ	4/15/09	ID0904549	FIRST PLACE BANK	.15	10/15/10		20,779.80	20,779.80				20,779.80		
188577	CALL	303	SPRJ	4/15/09	ID0904556	FIRST PLACE BANK	.15	10/15/10		3,700.65	3,700.65				3,700.65		
188579	CALL	303	SPRJ	4/15/09	ID0904564	LIBERTY NATIONAL BANK	.15	10/15/10		2,297.01	2,297.01				2,297.01		
188579	CALL	303	SPRJ	4/15/09	ID0904572	WESTERN RESERVE BANK	.15	10/15/10		31,976.05	31,976.05				31,976.05		
188580	CALL	303	SPRJ	4/15/09	ID0904580	NORTH VALLEY BANK	.15	10/15/10		114,660.48	114,660.48				114,660.48		
188595	CALL	303	SPRJ	4/15/09	ID0904606	FIRST CITIZENS NATIONAL BANK	.15	10/15/10		2,759.47	2,759.47				2,759.47		
188600	CALL	303	SPRJ	4/15/09	ID0904622	PARK NATIONAL BANK	.15	10/15/10		1,527.35	1,527.35				1,527.35		
182302	WTED	301	RRG	4/15/09	STAR30129	STAR OHIO 70933				8,551,000.00	8,551,000.00				8,551,000.00		
184339	WTED	300	RRG	4/16/09	38141W273	GOLDMAN SACHS FIN SQ GOVT #465				17,564,000.00	17,564,000.00				17,564,000.00		
182894	CALL	303	SPRJ	4/16/09	ID0800762	CITIZENS NATIONAL OF BLUFFTON	1.25	10/16/09		4,410.43	4,410.43				4,410.43		
182895	CALL	303	SPRJ	4/16/09	ID0800770	FIRST FEDERAL BANK OF THE MIDWEST	1.25	10/16/09		2,436.58	2,436.58				2,436.58		
182897	CALL	303	SPRJ	4/16/09	ID0800788	FIRST FEDERAL BANK OF THE MIDWEST	1.25	10/16/09		2,061.20	2,061.20				2,061.20		

FORM: INVS MONTHEND_TRANSACTIONS
SOURCE: VLSU010ED
MODEL: TRANSACTION
BASIS: SETTLEMENT
BEGIN: 4/01/09
END: 4/30/09

KEVIN L. BOYCE
TREASURER, STATE OF OHIO
INVESTMENT TRANSACTION REPORT

TRANSACTIONS FOR 4/01/09 TO 4/30/09

INVT#	TXN	FOND	FUND	SETTLE	CUSIP	DESCRIPTION	RATE	MATURITY	PUR-YL	PAR	AMOUNT	PRIN	PROC	P/S	INTEREST	SETTLE	AMT
185800	CALL	303	SPRJ	4/21/09	ID0805654	WESTFIELD BANK, PSB	.05	4/21/10		15,938.64	15,938.64				15,938.64		
185801	CALL	303	SPRJ	4/21/09	ID0805662	WESTFIELD BANK, PSB	.05	4/21/10		10,238.97	10,238.97				10,238.97		
185802	CALL	303	SPRJ	4/21/09	ID0805670	WESTFIELD BANK, PSB	.05	4/21/10		34,456.97	34,456.97				34,456.97		
185803	CALL	303	SPRJ	4/21/09	ID0808583	NATIONAL CITY BANK	.05	4/21/10		12,490.56	12,490.56				12,490.56		
186633	CALL	303	SPRJ	4/21/09	ID0904697	ADVANTAGE BANK	.15	10/21/10		11,504.87	11,504.87				11,504.87		
186634	CALL	303	SPRJ	4/21/09	ID0904705	AMERICAN SAVINGS BANK, PSB	.15	10/21/10		7,310.15	7,310.15				7,310.15		
186635	CALL	303	SPRJ	4/21/09	ID0904713	CP BANK	.15	10/21/10		3,868.84	3,868.84				3,868.84		
186637	CALL	303	SPRJ	4/21/09	ID0904739	HENRY COUNTY BANK	.15	10/21/10		7,502.20	7,502.20				7,502.20		
186638	CALL	303	SPRJ	4/21/09	ID0904747	NATIONAL CITY BANK	.15	10/21/10		6,666.68	6,666.68				6,666.68		
186639	CALL	303	SPRJ	4/21/09	ID0904754	NATIONAL CITY BANK	.15	10/21/10		22,463.76	22,463.76				22,463.76		
186640	CALL	303	SPRJ	4/21/09	ID0904762	FIRSTMERIT BANK, NA	.15	10/21/10		5,975.17	5,975.17				5,975.17		
186641	CALL	303	SPRJ	4/21/09	ID0904770	FIRSTMERIT BANK, NA	.15	10/21/10		3,654.41	3,654.41				3,654.41		
188339	WTED	300	REG	4/22/09	812527489	KEYBANK PREMIERE MGMT ACCOUNT				13,117,536.89	13,117,536.89				13,117,536.89		
182958	CALL	303	SPRJ	4/22/09	ID0800994	FIRST FEDERAL BANK OTHER MIDWEST	1.25	10/22/09		2,274.16	2,274.16				2,274.16		
182956	CALL	303	SPRJ	4/22/09	ID0801000	AMERICAN SAVINGS BANK, PSB	.05	4/22/10		1,948.64	1,948.64				1,948.64		
185815	CALL	303	SPRJ	4/22/09	ID0805696	HUNTINGTON NATIONAL BANK, NA	.05	4/22/10		28,571.40	28,571.40				28,571.40		
185816	CALL	303	SPRJ	4/22/09	ID0805704	HUNTINGTON NATIONAL BANK, NA	.05	4/22/10		16,010.99	16,010.99				16,010.99		
185817	CALL	303	SPRJ	4/22/09	ID0805712	NATIONAL CITY BANK	.05	4/22/10		26,645.56	26,645.56				26,645.56		
185819	CALL	303	SPRJ	4/22/09	ID0805738	U.S. BANK, N.A.	.05	4/22/10		16,286.22	16,286.22				16,286.22		
186696	CALL	303	SPRJ	4/22/09	ID0904788	COMMERCE NATIONAL BANK	.15	10/22/10		8,365.40	8,365.40				8,365.40		
186697	CALL	303	SPRJ	4/22/09	ID0904796	NATIONAL CITY BANK	.15	10/22/10		16,452.98	16,452.98				16,452.98		
186698	CALL	303	SPRJ	4/22/09	ID0904804	NATIONAL CITY BANK	.15	10/22/10		23,982.97	23,982.97				23,982.97		
186707	CALL	303	SPRJ	4/22/09	ID0904812	CITIZENS SAVINGS BANK, MARTINS P	.15	10/22/10		29,139.38	29,139.38				29,139.38		
186709	CALL	303	SPRJ	4/22/09	ID0904820	CITIZENS SAVINGS BANK, MARTINS P	.15	10/22/10		2,476.65	2,476.65				2,476.65		
186715	CALL	303	SPRJ	4/22/09	ID0904838	LIBERTY NATIONAL BANK	.15	10/22/10		3,661.80	3,661.80				3,661.80		
186717	CALL	303	SPRJ	4/22/09	ID0904846	ADVANTAGE BANK	.15	10/22/10		6,047.00	6,047.00				6,047.00		
186761	CALL	303	SPRJ	4/22/09	ID0904853	FIRST CITIZENS NATIONAL BANK	.15	10/22/10		33,885.24	33,885.24				33,885.24		
186762	CALL	303	SPRJ	4/22/09	ID0904861	CROGAN COLONIAL BANK	.15	10/22/10		5,016.31	5,016.31				5,016.31		
186798	CALL	303	SPRJ	4/22/09	ID0904879	SUTTON BANK	.15	10/22/10		24,613.87	24,613.87				24,613.87		
186801	CALL	303	SPRJ	4/22/09	ID0904887	HUNTINGTON NATIONAL BANK, NA	.15	10/22/10		8,179.81	8,179.81				8,179.81		
182969	CALL	303	SPRJ	4/23/09	ID0801018	CITIZENS NATIONAL OF BUFFTON	1.25	10/23/09		3,713.16	3,713.16				3,713.16		
182970	CALL	303	SPRJ	4/23/09	ID0801026	DELAWARE COUNTY BANK & TRUST CO.	1.25	10/23/09		7,863.64	7,863.64				7,863.64		
182972	CALL	303	SPRJ	4/23/09	ID0801042	SIGNATURE BANK, N.A.	1.25	10/23/09		17,346.89	17,346.89				17,346.89		
182981	CALL	303	SPRJ	4/23/09	ID0801059	FIRST FEDERAL BANK OF THE MIDWEST	1.25	10/23/09		3,985.32	3,985.32				3,985.32		
182983	CALL	303	SPRJ	4/23/09	ID0801075	SIGNATURE BANK, N.A.	1.25	10/23/09		18,878.30	18,878.30				18,878.30		
182987	CALL	303	SPRJ	4/23/09	ID0801083	HUNTINGTON NATIONAL BANK, NA	1.25	10/23/09		1,021.28	1,021.28				1,021.28		
182988	CALL	303	SPRJ	4/23/09	ID0801091	HUNTINGTON NATIONAL BANK, NA	1.25	10/23/09		23,764.54	23,764.54				23,764.54		
185833	CALL	303	SPRJ	4/23/09	ID0805746	ADVANTAGE BANK	.05	4/23/10		34,967.28	34,967.28				34,967.28		
185834	CALL	303	SPRJ	4/23/09	ID0805753	ADVANTAGE BANK	.05	4/23/10		1,354.21	1,354.21				1,354.21		

FORM: INVS MONTHEND TRANSACTIONS
 SOURCE: VISUALQED
 MODEL: TRANSACTION
 BASIS: SETTLEMENT
 BEGIN: 4/01/09
 END: 4/30/09

KEYVIN L. BOYCE
 TRASSURER, STATE OF OHIO
 INVESTMENT TRANSACTION REPORT

TRANSACTIONS FOR 4/01/09 TO 4/30/09

PAGE: 31

INVEST#	TYN	FUND	FUND	SETTLE	CTG/IF	DESCRIPTION	RATE	MATURITY	PUR-YL	PAR AMOUNT	PRIN/PROC	E/S-INTEREST	SETTLE AMT
185330	CALL	303	SPRJ	4/28/09	ID0806009	NORTE SIDE BANK & TRUST	.05	4/28/10		16,889.41	16,889.41		16,889.41
185334	CALL	303	SPRJ	4/28/09	ID0806017	FARMERS CITIZENS BANK, BUCKEYES	.05	4/28/10		13,631.99	13,631.99		13,631.99
185335	CALL	303	SPRJ	4/28/09	ID0806025	FARMERS CITIZENS BANK, BUCKEYES	.05	4/28/10		21,928.53	21,928.53		21,928.53
185338	CALL	303	SPRJ	4/28/09	ID0806058	FARMERS CITIZENS BANK, BUCKEYES	.05	4/28/10		24,560.35	24,560.35		24,560.35
185339	CALL	303	SPRJ	4/28/09	ID0806066	FARMERS CITIZENS BANK, BUCKEYES	.05	4/28/10		5,029.64	5,029.64		5,029.64
185340	CALL	303	SPRJ	4/28/09	ID0806074	COMMUNITY BANK, CROOKSVILLE	.05	4/28/10		16,063.52	16,063.52		16,063.52
185341	CALL	303	SPRJ	4/28/09	ID0806082	CITIZENS NATIONAL OF BLETTON	.05	4/28/10		1,391.53	1,391.53		1,391.53
185342	CALL	303	SPRJ	4/28/09	ID0806090	NATIONAL BANK OF OAK HARBOR	.05	4/28/10		4,892.93	4,892.93		4,892.93
185343	CALL	303	SPRJ	4/28/09	ID0806108	OSGOOD STATE BANK	.05	4/28/10		2,163.81	2,163.81		2,163.81
185344	CALL	303	SPRJ	4/28/09	ID0806124	WESTFIELD BANK, PSB	.05	4/28/10		12,074.38	12,074.38		12,074.38
185345	CALL	303	SPRJ	4/28/09	ID0904960	MAINSOURCE BANK	.05	4/28/10		4,258.94	4,258.94		4,258.94
185346	CALL	303	SPRJ	4/29/09	ID0806132	FARMERS & MERCHANTS STATE BANK	.05	4/29/10		9,114.57	9,114.57		9,114.57
185367	CALL	303	SPRJ	4/29/09	ID0806157	ORIO VALLEY BANK COMPANY	.05	4/29/10		1,024.03	1,024.03		1,024.03
185368	CALL	303	SPRJ	4/29/09	ID0806165	OSGOOD STATE BANK	.05	4/29/10		3,071.60	3,071.60		3,071.60
185369	CALL	303	SPRJ	4/29/09	ID0806173	SIGNATURE BANK, N.A.	.05	4/29/10		10,834.39	10,834.39		10,834.39
185370	CALL	303	SPRJ	4/29/09	ID0806181	ADVANTAGE BANK	.05	4/29/10		4,775.28	4,775.28		4,775.28
185371	CALL	303	SPRJ	4/29/09	ID0904978	CF BANK	.05	4/29/10		2,190.77	2,190.77		2,190.77
185372	CALL	303	SPRJ	4/29/09	ID0904986	NATIONAL CITY BANK	.05	4/29/10		30,661.62	30,661.62		30,661.62
185373	CALL	303	SPRJ	4/29/09	ID0905009	FARMERS & MERCHANTS STATE BANK	.05	4/29/10		20,864.18	20,864.18		20,864.18
185374	CALL	303	SPRJ	4/29/09	ID0905017	1ST NATIONAL COMMUNITY BANK	.05	4/29/10		8,279.28	8,279.28		8,279.28
185375	CALL	303	SPRJ	4/29/09	ID0905025	FIRSTHERIT BANK, NA	.05	4/29/10		6,949.77	6,949.77		6,949.77
185376	CALL	303	SPRJ	4/29/09	ID0905033	NATIONAL CITY BANK	.05	4/29/10		12,937.12	12,937.12		12,937.12
185377	CALL	303	SPRJ	4/29/09	ID0905041	ADVANTAGE BANK	.05	4/29/10		2,150.82	2,150.82		2,150.82
185378	CALL	303	SPRJ	4/29/09	ID0905058	MAINSOURCE BANK	.05	4/29/10		25,205.43	25,205.43		25,205.43
185379	CALL	303	SPRJ	4/29/09	ID0905066	CF BANK	.05	4/29/10		6,176.51	6,176.51		6,176.51
185380	CALL	303	SPRJ	4/29/09	ID0905090	FIRSTHERIT BANK, NA	.05	4/29/10		1,479.54	1,479.54		1,479.54
185381	CALL	303	SPRJ	4/29/09	ID0905108	FIRSTHERIT BANK, NA	.05	4/29/10		8,435.04	8,435.04		8,435.04
185382	CALL	303	SPRJ	4/30/09	ID0905169	STATE & LOCAL GOVT SEC - DEM DEP	.05	10/29/10		361,908.63	361,908.63		361,908.63
185383	CALL	303	SPRJ	4/30/09	ID0905182	JP MORGAN US GOVT MKT #3164	.05	10/30/09		50,000.00	50,000.00		50,000.00
185384	CALL	303	SPRJ	4/30/09	ID0905189	KEYBANK PREMIERE MKT ACCOUNT	.05	10/30/09		52,142,809.93	52,142,809.93		52,142,809.93
185385	CALL	303	SPRJ	4/30/09	ID0905197	US TREASURY NOTE	.05	10/30/09		24,958,462.75	24,958,462.75		24,958,462.75
185386	CALL	303	SPRJ	4/30/09	ID0801158	FIRST NATIONAL BANK, PANDORA	.05	4/30/10		3,022.87	3,022.87		3,022.87
185387	CALL	303	SPRJ	4/30/09	ID0801174	FIRST NATIONAL BANK, PANDORA	.05	4/30/10		971.63	971.63		971.63
185388	CALL	303	SPRJ	4/30/09	ID0801182	FIRST NATIONAL BANK, PANDORA	.05	4/30/10		290,000.00	290,000.00		290,000.00
185389	CALL	303	SPRJ	4/30/09	ID0806199	NATIONAL CITY BANK	.05	4/30/10		4,918.63	4,918.63		4,918.63
185390	CALL	303	SPRJ	4/30/09	ID0806215	NATIONAL CITY BANK	.05	4/30/10		9,588.13	9,588.13		9,588.13
185391	CALL	303	SPRJ	4/30/09	ID0806227	ADVANTAGE BANK	.05	4/30/10		7,708.29	7,708.29		7,708.29
185392	CALL	303	SPRJ	4/30/09	ID0806223	FIRST FEDERAL BANK OF THE MIDWEST	.05	4/30/10		17,085.52	17,085.52		17,085.52
185393	CALL	303	SPRJ	4/30/09	ID0806231	FIRST CITIZENS NATIONAL BANK	.05	4/30/10		49,218.73	49,218.73		49,218.73

FROM: INVS MONTHEND TRANSACTIONS
SOURCE: VISA/LOED
MODEL: TRANSACTION
BASIS: SETTLEMENT
BEGIN: 4/01/09
END: 4/30/09

KEVIN L. BOYCE
TREASURER, STATE OF OHIO
INVESTMENT TRANSACTION REPORT

TRANSACTIONS FOR 4/01/09 TO 4/30/09

INVEST#	TKN	FUND	FOND	SETTLE	CUSIP	DESCRIPTION	RATE	MATURITY	PUR-YL	PAR	AMOUNT	PRIN/PROC	P/S-INTEREST	SETTLE AMT
191015	PUR	400	STAR	4/01/09	3133979L9	FILMC DISCOUNT NOTE	.24	6/04/09	.243	50,000,000.00	49,978,666.67		49,978,666.67	
191016	PUR	400	STAR	4/01/09	3133979M3	FILMC DISCOUNT NOTE	.45	9/28/09	.457	21,920,000.00	21,870,680.00		21,870,680.00	
191017	PUR	400	STAR	4/01/09	RP0401097	FIFTH THIRD BANK, CINCI	.03	4/02/09	.030	17,162,544.00	17,162,544.00		17,162,544.00	
191039	PUR	400	STAR	4/02/09	313385FW1	FILB DISCOUNT NOTE	.21	5/21/09	.213	50,000,000.00	49,985,708.33		49,985,708.33	
191041	PUR	400	STAR	4/02/09	RP0402095	FIFTH THIRD BANK, CINCI	.06	4/03/09	.060	17,789,649.00	17,789,649.00		17,789,649.00	
191048	PUR	400	STAR	4/03/09	06051HTW7	BANK OF AMERICA TLGP	.30	6/25/09	.304	50,000,000.00	49,965,416.67		49,965,416.67	
191049	PUR	400	STAR	4/03/09	313385GS9	FILB DISCOUNT NOTE	.24	6/10/09	.243	35,000,000.00	34,984,133.33		34,984,133.33	
191051	PUR	400	STAR	4/03/09	313385GT7	FILB DISCOUNT NOTE	.24	6/11/09	.243	50,000,000.00	49,977,000.00		49,977,000.00	
191053	PUR	400	STAR	4/03/09	RP0403093	FIFTH THIRD BANK, CINCI	.06	4/06/09	.060	43,260,091.00	43,260,091.00		43,260,091.00	
191071	PUR	400	STAR	4/06/09	313385GM2	FILB DISCOUNT NOTE	.24	6/05/09	.243	50,000,000.00	49,980,000.00		49,980,000.00	
191070	PUR	400	STAR	4/06/09	313397HB8	FILMC DISCOUNT NOTE	.25	7/06/09	.254	23,509,000.00	23,494,143.62		23,494,143.62	
191072	PUR	400	STAR	4/06/09	313397HB8	FILMC DISCOUNT NOTE	.24	7/06/09	.243	50,000,000.00	49,969,666.67		49,969,666.67	
191073	PUR	400	STAR	4/06/09	313397HW4	FILMC DISCOUNT NOTE	.23	7/08/09	.233	50,000,000.00	49,970,291.67		49,970,291.67	
191074	PUR	400	STAR	4/06/09	RP0406096	FIFTH THIRD BANK, CINCI	.05	4/07/09	.050	27,309,048.00	27,309,048.00		27,309,048.00	
191081	PUR	400	STAR	4/07/09	313385GR6	FILB DISCOUNT NOTE	.22	6/03/09	.223	50,000,000.00	49,982,583.33		49,982,583.33	
191087	PUR	400	STAR	4/07/09	313397JB8	FILMC DISCOUNT NOTE	.19	7/13/09	.193	35,000,000.00	34,982,081.94		34,982,081.94	
191088	PUR	400	STAR	4/07/09	313397JC6	FILMC DISCOUNT NOTE	.19	7/14/09	.193	50,000,000.00	49,974,138.89		49,974,138.89	
191089	PUR	400	STAR	4/07/09	313397JD4	FILMC DISCOUNT NOTE	.19	7/15/09	.193	50,000,000.00	49,973,875.00		49,973,875.00	
191106	PUR	400	STAR	4/08/09	313385HY5	FILB DISCOUNT NOTE	.05	4/08/09	.050	16,977,626.00	16,977,626.00		16,977,626.00	
191104	PUR	400	STAR	4/08/09	313589HW6	FNMA DISCOUNT NOTE	.23	7/10/09	.233	50,000,000.00	49,970,291.67		49,970,291.67	
191105	PUR	400	STAR	4/08/09	313589HW6	FNMA DISCOUNT NOTE	.22	7/08/09	.223	37,000,000.00	36,979,423.89		36,979,423.89	
184633	CNTR	400	STAR	4/08/09	4812C0670	JP MORGAN US GOVT MARRT #3164	.22	7/08/09	.223	50,000,000.00	49,972,194.44		49,972,194.44	
191143	PUR	400	STAR	4/09/09	313385GL4	FILB DISCOUNT NOTE	.14	6/04/09	.142	50,000,000.00	49,989,111.11		49,989,111.11	
191144	PUR	400	STAR	4/09/09	313385H38	FILB DISCOUNT NOTE	.18	6/26/09	.183	50,000,000.00	49,980,500.00		49,980,500.00	
184633	CNTR	400	STAR	4/09/09	4812C0670	JP MORGAN US GOVT MARRT #3164	.18	6/26/09	.183	50,000,000.00	49,980,500.00		49,980,500.00	
191159	PUR	400	STAR	4/10/09	RP0410098	FIFTH THIRD BANK, CINCI	.06	4/13/09	.060	17,532,769.00	17,532,769.00		17,532,769.00	
191208	PUR	400	STAR	4/13/09	313397JB8	FILMC DISCOUNT NOTE	.21	7/13/09	.213	50,000,000.00	48,667,300.00		48,667,300.00	
191210	PUR	400	STAR	4/13/09	313389JTS	FNMA DISCOUNT NOTE	.21	7/27/09	.213	50,000,000.00	49,973,458.33		49,973,458.33	
191211	PUR	400	STAR	4/13/09	313389JTS	FNMA DISCOUNT NOTE	.21	7/27/09	.213	50,000,000.00	49,969,375.00		49,969,375.00	
191212	PUR	400	STAR	4/13/09	313389JTL	FNMA DISCOUNT NOTE	.21	7/28/09	.213	50,000,000.00	49,969,083.33		49,969,083.33	
191222	PUR	400	STAR	4/13/09	RP0413092	FIFTH THIRD BANK, CINCI	.04	7/29/09	.040	50,000,000.00	49,968,791.67		49,968,791.67	
191275	PUR	400	STAR	4/14/09	06051HTW6	BANK OF AMERICA TLGP	.29	6/26/09	.294	28,741,221.00	28,741,221.00		28,741,221.00	
191304	PUR	400	STAR	4/14/09	313385GV4	FILB DISCOUNT NOTE	.18	6/12/09	.183	45,000,000.00	44,973,537.50		44,973,537.50	
191359	PUR	400	STAR	4/14/09	RP0414090	FIFTH THIRD BANK, CINCI	.01	4/15/09	.010	50,000,000.00	49,985,250.00		49,985,250.00	
191535	PUR	400	STAR	4/15/09	313385HX7	FILB DISCOUNT NOTE	.19	7/09/09	.193	50,000,000.00	49,977,569.44		49,977,569.44	
191537	PUR	400	STAR	4/15/09	313385HX7	FILB DISCOUNT NOTE	.19	7/09/09	.193	50,000,000.00	49,977,569.44		49,977,569.44	
191540	PUR	400	STAR	4/15/09	313385HY5	FILB DISCOUNT NOTE	.19	7/10/09	.193	50,000,000.00	49,977,305.56		49,977,305.56	

PKM: INVS NORTHEAST TRANSACTIONS

SOURCE: VIBRAWORD

MODEL: TRANSACTION

BASIS: SETTLEMENT

BEGIN: 4/01/09

END: 4/30/09

KEVIN L. BOYCE
TREASURER, STATE OF OHIO

INVESTMENT TRANSACTION REPORT

TRANSACTIONS FOR 4/01/09 TO 4/30/09

PAGE: 35

INVT#	TZN	FUND	SETTLE	CUSIP	DESCRIPTION	RATE	MATURITY	PUR-YL	PAR AMOUNT	PRIN/PROC	P/S-INTEREST	SETTLE AMT
184633	RTHD	400 STAR	4/13/09	491200670	JP MORGAN US GOVT MKRT #3164	3.86			15,500,000.00	15,500,000.00		15,500,000.00
189977	CALL	400 STAR	4/15/09	312888W0	FHINC MEDIUM TERM NOTE	1.00	1/15/10		50,000,000.00	50,000,000.00		50,000,000.00
									65,500,000.00	65,500,000.00		65,500,000.00
									3,098,094,116.00	3,096,765,310.47		3,096,765,310.47

PGM: INVS MONTHEMD INVENTORY
 SOURCE: V15AL10RD
 MODEL: INVENTORY
 BASIS: SETTLEMENT
 AS-OF: 4/30/09

KEVIN L. BOYCE
 TREASURER, STATE OF OHIO

INVESTMENT INVENTORY

SETTLED POSITIONS AS OF: 4/30/09

PAGE: 1

QED/99.01.V-K6.2

INVEST#	FUND	FUND G	CUSIP	DESCRIPTION	RATE	MATURITY	YIELD	PAR AMOUNT	BOOK-VALUE	US\$-MARKET	1ST-PDR	
190923	300	REG	17314G883	CITIGROUP FUNDING INC TLDP	.2500	5/08/09	.254	50,000,000.00	49,984,375.00	49,984,375.00	3/24/09	
190939	300	REG	17314G883	CITIGROUP FUNDING INC TLDP	.3000	5/08/09	.304	25,000,000.00	24,990,833.33	24,990,833.33	3/25/09	
191968	300	REG	06051HW5	BANK OF AMERICA TLDP	.2400	7/30/09	.243	50,000,000.00	49,968,666.67	49,968,666.67	4/27/09	
									125,000,000.00	124,943,875.00	124,943,875.00	
185526	300	REG	31331VD72	FFCB ADJUSTABLE RATE BOND	2.1700	5/08/09	2.170	79,999,999.00	79,999,999.00	79,999,999.00	4/09/08	
191161	300	REG	31331GS23	FFCB ADJUSTABLE RATE BOND	1.0000	5/13/10	1.000	5,000,000.00	5,000,000.00	5,000,000.00	4/13/09	
									84,999,999.00	84,999,999.00	84,999,999.00	
181984	301	REG	31331X1L1	FFCB DEBENTURE	4.7800	5/03/10	4.932	10,000,000.00	9,960,800.00	10,387,500.00	8/07/07	
									10,000,000.00	9,960,800.00	10,387,500.00	
177579	304	REG	3133XK1G9	PHILB DEBENTURE	5.2500	6/12/09	5.343	50,000,000.00	49,868,500.00	50,281,500.00	7/21/06	
181967	301	REG	3133XGR03	PHILB DEBENTURE	5.2500	8/05/09	4.857	20,000,000.00	20,148,000.00	20,282,600.00	8/06/07	
178725	304	REG	3133XGJ88	PHILB DEBENTURE	5.2500	9/11/09	4.855	25,000,000.00	25,256,750.00	25,445,250.00	11/03/06	
178726	304	REG	3133XGJ88	PHILB DEBENTURE	5.2500	9/11/09	4.859	25,000,000.00	25,256,000.00	25,445,250.00	11/03/06	
179086	304	REG	3133XGJ88	PHILB DEBENTURE	5.0000	12/11/09	4.775	25,000,000.00	25,156,250.00	25,679,750.00	11/30/06	
190293	301	REG	3133XGZ60	PHILB DEBENTURE	1.0000	2/05/10	1.000	25,000,000.00	25,000,000.00	25,062,500.00	2/05/09	
181030	301	REG	3133XK1W0	PHILB DEBENTURE	5.0300	5/21/10	5.030	25,000,000.00	25,000,000.00	25,062,500.00	5/21/07	
182023	301	REG	3133XGR06	PHILB DEBENTURE	5.1250	9/29/10	4.960	15,000,000.00	15,070,230.68	15,815,700.00	8/08/07	
180789	301	REG	3133XK1H9	PHILB DEBENTURE	5.1250	5/11/11	5.139	20,000,000.00	19,990,000.00	20,025,000.00	5/11/07	
182024	301	REG	3133XK1H9	PHILB DEBENTURE	5.3750	6/10/11	5.011	25,000,000.00	25,312,500.00	27,070,250.00	5/16/07	
191972	301	REG	3133XK1G9	PHILB DEBENTURE	2.1500	4/30/12	2.150	25,000,000.00	25,000,000.00	24,992,250.00	4/30/09	
191973	301	REG	3133XK1G9	PHILB DEBENTURE	2.1500	4/30/12	2.150	25,000,000.00	25,000,000.00	24,992,250.00	4/30/09	
180857	301	REG	3133XK1H9	PHILB DEBENTURE	5.0500	5/07/12	5.050	25,000,000.00	25,000,000.00	25,000,000.00	5/07/07	
180926	301	REG	3133XK1H9	PHILB DEBENTURE	5.0400	5/14/12	5.040	25,000,000.00	25,000,000.00	25,000,000.00	5/14/07	
190407	301	REG	3133XK1H9	PHILB DEBENTURE	2.8750	8/27/12	2.875	15,000,000.00	15,000,000.00	15,093,750.00	2/27/09	
182582	301	REG	3133XK1G0	PHILB DEBENTURE	5.0800	10/02/12	5.080	25,000,000.00	25,000,000.00	25,476,500.00	10/02/07	
189767	301	REG	3133XK1G0	PHILB DEBENTURE	2.9000	7/02/13	2.900	50,000,000.00	50,000,000.00	49,922,000.00	1/02/09	
189768	301	REG	3133XK1G0	PHILB DEBENTURE	2.9000	7/02/13	2.900	50,000,000.00	50,000,000.00	49,922,000.00	1/02/09	
189769	301	REG	3133XK1G0	PHILB DEBENTURE	2.9000	7/02/13	2.900	50,000,000.00	50,000,000.00	49,922,000.00	1/02/09	
189770	301	REG	3133XK1G0	PHILB DEBENTURE	2.9000	7/02/13	2.900	50,000,000.00	50,000,000.00	49,922,000.00	1/02/09	
									625,000,000.00	626,058,230.68	632,749,350.00	

PGM: INVS MONTHEND INVENTORY
 SOURCE: VIALOARD
 MODEL: INVENTORY
 BASIS: SETTLEMENT
 AS-OF: 4/30/09

KEVIN L. BOYCE
 TREASURER, STATE OF OHIO

INVENTORRY
 SETTLED POSITIONS AS OF: 4/30/09

PAGE: 3

INVT#	FUND	FUND G	CUSIP	DESCRIPTION	RATE	NATURALTY	YIELD	PAR AMOUNT	BOOK VALUE	US\$-MARKET	1ST-PUR
191901	301	REG	3128X8VJ8	FILMC DEBENTURE	2.0000	10/14/11	1.740	25,000,000.00	25,062,500.00	24,966,000.00	4/23/09
190406	301	REG	3128X1B9	FILMC DEBENTURE	2.4500	2/17/12	2.467	25,000,000.00	24,987,500.00	25,140,000.00	2/17/09
180448	301	REG	3128XSN61	FILMC DEBENTURE	5.0000	3/26/12	4.999	25,000,000.00	25,000,000.00	25,895,750.00	4/10/07
191094	301	REG	3128XVR0	FILMC DEBENTURE	2.2000	4/20/12	2.200	15,000,000.00	15,000,000.00	15,127,350.00	4/20/09
180937	301	REG	3128X6F70	FILMC DEBENTURE	5.2500	5/22/12	5.250	10,000,000.00	10,000,000.00	10,026,800.00	5/22/07
191606	301	REG	3128X1P2	FILMC DEBENTURE	2.1000	7/27/12	2.100	25,000,000.00	25,000,000.00	25,019,750.00	4/27/09
182670	301	REG	3128XGNK8	FILMC DEBENTURE	5.0000	10/22/12	5.000	25,000,000.00	25,000,000.00	25,518,500.00	10/22/07
								185,000,000.00	185,031,100.00	187,033,300.00	
190986	304	REG	313397FD8	FILMC DISCOUNT NOTE	.0600	5/04/09	.060	25,200,000.00	25,198,530.00	25,200,000.00	3/30/09
190136	300	REG	313397FH9	FILMC DISCOUNT NOTE	.3600	5/08/09	.365	37,225,000.00	37,185,541.50	37,225,000.00	1/22/09
190760	300	REG	313397FM8	FILMC DISCOUNT NOTE	.2500	5/12/09	.254	25,000,000.00	24,989,062.50	25,000,000.00	3/10/09
191011	301	REG	313397FN6	FILMC DISCOUNT NOTE	.2000	5/12/09	.203	25,381,000.00	25,375,218.77	25,381,000.00	4/01/09
190207	300	REG	313397FM6	FILMC DISCOUNT NOTE	.3800	5/13/09	.386	34,955,000.00	34,916,996.15	34,955,000.00	1/30/09
191108	300	REG	313397FM6	FILMC DISCOUNT NOTE	.1500	5/21/09	.152	25,000,000.00	24,995,520.83	25,000,000.00	4/08/09
191983	304	REG	313397GB1	FILMC DISCOUNT NOTE	.0900	5/26/09	.090	26,690,000.00	26,688,131.70	26,687,311.00	4/28/09
191019	300	REG	313397GL9	FILMC DISCOUNT NOTE	.2400	6/04/09	.243	27,512,000.00	27,500,444.96	27,509,248.80	4/02/09
191038	300	REG	313397GL9	FILMC DISCOUNT NOTE	.2400	6/04/09	.243	1,599,000.00	1,598,328.42	1,598,840.10	4/02/09
190755	300	REG	313397GL9	FILMC DISCOUNT NOTE	.2200	6/08/09	.223	2,005,000.00	2,004,799.50	2,004,799.50	4/03/09
190925	300	REG	313397GQ8	FILMC DISCOUNT NOTE	.3200	6/08/09	.325	41,346,000.00	41,313,290.72	41,341,865.40	3/11/09
190925	300	REG	313397GQ8	FILMC DISCOUNT NOTE	.3200	6/08/09	.325	1,733,000.00	1,731,629.00	1,732,826.70	3/11/09
191100	300	REG	313397GQ8	FILMC DISCOUNT NOTE	.2100	6/08/09	.213	50,000,000.00	49,977,833.33	49,995,000.00	3/24/09
190329	300	REG	313397GR6	FILMC DISCOUNT NOTE	.2000	6/08/09	.203	24,894,000.00	24,885,425.40	24,891,510.60	4/08/09
190707	300	REG	313397HB4	FILMC DISCOUNT NOTE	.4300	6/22/09	.437	46,811,000.00	46,734,958.13	46,806,318.90	2/06/09
190620	300	REG	313397HG9	FILMC DISCOUNT NOTE	.3400	6/24/09	.345	50,000,000.00	49,948,055.56	49,995,000.00	3/06/09
190782	300	REG	313397HU8	FILMC DISCOUNT NOTE	.4300	7/06/09	.437	42,333,000.00	42,267,771.90	42,320,300.10	2/27/09
190874	300	REG	313397HT7	FILMC DISCOUNT NOTE	.3700	8/10/09	.376	35,041,000.00	34,999,223.34	35,030,487.70	3/12/09
192012	300	REG	313397KF7	FILMC DISCOUNT NOTE	.2800	8/10/09	.284	39,738,000.00	39,693,802.51	39,718,131.00	3/20/09
190656	300	REG	313397LC3	FILMC DISCOUNT NOTE	.1600	8/10/09	.162	16,596,000.00	16,588,476.48	16,587,702.00	4/30/09
191986	300	REG	313397ML1	FILMC DISCOUNT NOTE	.5700	8/31/09	.580	47,861,000.00	47,723,838.35	47,832,283.40	3/03/09
								29,273,000.00	29,226,163.20	29,234,945.10	4/29/09
								656,193,000.00	655,542,483.08	656,047,590.30	
191145	301	REG	3128X8WD0	FILMC MEDIUM TERM NOTE	2.3000	10/15/12	2.309	25,000,000.00	24,992,187.50	25,082,000.00	4/15/09
189407	301	REG	3128X76S8	FILMC MEDIUM TERM NOTE	3.0550	12/17/12	3.055	20,000,000.00	20,000,000.00	20,471,200.00	12/17/08
189406	301	REG	3133XFK75	FILMC MEDIUM TERM NOTE	4.0000	6/15/13	4.076	15,000,000.00	14,953,125.00	15,055,500.00	12/04/08
189242	301	REG	3128X75L4	FILMC MEDIUM TERM NOTE	4.2500	11/25/13	4.250	50,000,000.00	50,000,000.00	50,881,500.00	11/25/08

PGM: INVS MONTHEND_INVENTORY
 SOURCE: ViauaLORD
 MODEL: INVENTORY
 BASIS: SETTLEMENT
 AS-OF: 4/30/09

KEVIN L. BOYCE
 T R E A S U R E R , S T A T E O F O R I O
 I N V E S T M E N T I N V E N T O R Y
 SETTLED POSITIONS AS OF: 4/30/09

INVT#	FOND	FOND G	CUSIP	DESCRIPTION	RATE	MATURITY	YIELD	PAR AMOUNT	BOOK-VALUE	US\$-MARKET	1ST-PRR
190879	300	REG	313589FT5	FNMA DISCOUNT NOTE	.1700	5/18/09	.172	17,114,000.00	17,109,231.85	17,114,000.00	3/20/09
190880	300	REG	313589FT5	FNMA DISCOUNT NOTE	.1700	5/18/09	.172	11,605,000.00	11,601,766.72	11,605,000.00	3/20/09
190783	300	REG	313589FT0	FNMA DISCOUNT NOTE	.2500	5/20/09	.254	6,163,000.00	6,160,046.90	6,163,000.00	3/12/09
190784	300	REG	313589FT0	FNMA DISCOUNT NOTE	.2500	5/20/09	.254	4,506,000.00	4,503,840.87	4,506,000.00	3/12/09
190888	300	REG	313589FT0	FNMA DISCOUNT NOTE	.1700	5/20/09	.172	50,000,000.00	49,985,597.22	50,000,000.00	3/20/09
190889	300	REG	313589FT0	FNMA DISCOUNT NOTE	.1700	5/20/09	.172	50,000,000.00	49,986,305.56	50,000,000.00	3/23/09
190619	300	REG	313589GK1	FNMA DISCOUNT NOTE	.3500	5/27/09	.355	50,000,000.00	49,956,736.11	49,995,000.00	3/05/09
190705	300	REG	313589GK3	FNMA DISCOUNT NOTE	.3200	6/03/09	.325	50,000,000.00	49,960,000.00	49,995,000.00	3/05/09
190517	300	REG	313589JTB	FNMA DISCOUNT NOTE	.4900	7/30/09	.498	47,017,000.00	46,914,607.42	46,998,193.20	2/20/09
190873	300	REG	313589LUS	FNMA DISCOUNT NOTE	.4300	9/16/09	.437	50,000,000.00	49,892,500.00	49,960,000.00	3/20/09
191026	300	REG	313589M19	FNMA DISCOUNT NOTE	.4500	9/30/09	.457	28,995,000.00	28,929,761.25	28,971,804.00	4/03/09
				766,655,000.00				766,180,217.56	766,562,997.20		
189623	301	REG	3136F2B8	FNMA MEDIUM TERM NOTE	3.0000	12/30/13	3.000	10,000,000.00	10,000,000.00	9,915,600.00	12/30/08
				10,000,000.00				10,000,000.00	9,915,600.00		
182654	301	REG	46513FBA6	ISRAEL BOND	4.1100	9/01/09	4.109	5,000,000.00	5,000,000.00	5,000,000.00	9/15/07
183020	301	REG	46513FEK1	ISRAEL BOND	3.9200	11/01/09	3.920	8,000,000.00	8,000,000.00	8,000,000.00	11/01/07
186137	301	REG	46513FLG2	ISRAEL BOND	2.4900	5/01/10	2.490	15,000,000.00	15,000,000.00	14,989,800.00	5/08/08
186691	301	REG	46513FL11	ISRAEL BOND	2.7400	6/01/10	2.740	10,000,000.00	10,000,000.00	10,000,000.00	6/09/08
				38,000,000.00				38,000,000.00	37,989,800.00		
184539	300	REG	38141W273	GOLDMAN SACHS FIN SQ GOVT #465	.3000		.300	133,145,448.17	133,145,448.17	133,145,448.17	1/30/08
184510	304	REG	38141W273	GOLDMAN SACHS FIN SQ GOVT #465	.3000		.300	29,300,397.11	29,300,397.11	29,300,397.11	1/29/08
170509	300	REG	4812C0670	JP MORGAN US GOVT NMKT #3164	.4100		.410	95,989,936.46	95,989,936.46	95,989,936.46	3/31/05
180005	301	REG	4812C0670	JP MORGAN US GOVT NMKT #3164	.4100		.410	16,160,096.33	16,160,096.33	16,160,096.33	2/28/07
				274,595,878.07				274,595,878.07	274,595,878.07		
188339	300	REG	812527489	KRYBANK PREMIERE NMKT ACCOUNT	.2500		.250	40,464,037.78	40,464,037.78	40,464,037.78	9/25/08
				40,464,037.78				40,464,037.78	40,464,037.78		
178938	297	REG	200658169	STATE & LOCAL GOVT SEC - DEFA DEP	.0900			16,882,083.73	16,882,083.73	16,882,083.73	12/05/06
				16,882,083.73				16,882,083.73	16,882,083.73		

PGM: INTV_MONTHEND_INVENTORY
 SOURCE: VLDUNLOED
 MODEL: INVENTORY
 BASIS: SETTLEMENT
 AS-OF: 4/30/09

K E V I N L. B O Y C E
 T R E A S U R E R , S T A T E O F O H I O

I N V E S T M E N T I N V E N T O R Y
 SETTLED POSITIONS AS OF: 4/30/09

INVT#	FUND	FUND G	CUSIP	DESCRIPTION	RATE	NATURITY	YIELD	PAR AMOUNT	BOOK-VALUE	US\$-MARKET	1ST-PER
181459	303	REG	LD0701184	CITIZENS SAVINGS BANK, MARTINS P	1.7500	6/26/09	1.750	34,129.26	34,129.26	34,129.26	6/26/07
181461	303	REG	LD0701192	FIRST CITIZENS NATIONAL BANK	1.7500	6/26/09	1.750	37,176.91	37,176.91	37,176.91	6/26/07
181462	303	REG	LD0701200	FIRST CITIZENS NATIONAL BANK	1.7500	6/26/09	1.750	37,176.91	37,176.91	37,176.91	6/26/07
181477	303	REG	LD0701218	FIRST CITIZENS NATIONAL BANK	1.7500	6/26/09	1.750	140,908.49	140,908.49	140,908.49	6/27/07
181500	303	REG	LD0701226	OSGOOD STATE BANK	1.7500	6/29/09	1.750	43,532.61	43,532.61	43,532.61	6/29/07
181517	303	REG	LD0800010	OSGOOD STATE BANK	1.7500	7/02/09	1.750	78,876.06	78,876.06	78,876.06	7/02/07
181524	303	REG	LD0800028	COMMERCE NATIONAL BANK	1.7500	7/02/09	1.750	125,000.00	125,000.00	125,000.00	7/02/07
181543	303	REG	LD0800036	FIFTH THIRD BANK	1.7500	7/02/09	1.750	162,304.51	162,304.51	162,304.51	7/03/07
181743	303	REG	LD0900166	THE CITIZENS BANK OF HIGGINSPORT	.0200	7/02/09	.020	200,000.00	200,000.00	200,000.00	7/02/08
181665	303	REG	LD0800044	HUNTINGTON NATIONAL BANK, NA	1.7500	7/10/09	1.750	243,324.11	243,324.11	243,324.11	7/10/07
181695	303	REG	LD0800077	FIRST CITIZENS NATIONAL BANK	1.7500	7/10/09	1.750	48,800.12	48,800.12	48,800.12	7/12/07
181696	303	REG	LD0800085	FIRST CITIZENS NATIONAL BANK	1.7500	7/10/09	1.750	9,688.03	9,688.03	9,688.03	7/12/07
181703	303	REG	LD0800093	IOBAIN NATIONAL BANK	1.7500	7/10/09	1.750	79,176.41	79,176.41	79,176.41	7/12/07
181707	303	REG	LD0800101	HUNTINGTON NATIONAL BANK, NA	1.7500	7/13/09	1.750	191,640.59	191,640.59	191,640.59	7/13/07
181743	303	REG	LD0800119	DELAWARE COUNTY BANK & TRUST CO.	1.7500	7/17/09	1.750	231,705.61	231,705.61	231,705.61	7/17/07
181762	303	REG	LD0800127	CROGHAN COLONIAL BANK	1.7500	7/17/09	1.750	63,529.82	63,529.82	63,529.82	7/19/07
181800	303	REG	LD0800143	CITIZENS NATIONAL BANK, CHELLICO	1.7500	7/23/09	1.750	131,012.90	131,012.90	131,012.90	7/23/07
181913	303	REG	LD0800176	OSGOOD STATE BANK	1.7500	7/31/09	1.750	117,875.42	117,875.42	117,875.42	7/31/07
181930	303	REG	LD0800192	FIFTH THIRD BANK	1.7500	7/31/09	1.750	171,512.64	171,512.64	171,512.64	8/01/07
181939	303	REG	LD0800200	MECHANICS SAVINGS BANK	1.7500	7/31/09	1.750	178,034.43	178,034.43	178,034.43	8/01/07
182043	303	REG	LD0800218	KETVANK, NA	1.7000	8/07/09	1.700	109,375.10	109,375.10	109,375.10	8/08/07
182044	303	REG	LD0800226	KETVANK, NA	1.7000	8/07/09	1.700	166,799.89	166,799.89	166,799.89	8/08/07
182095	303	REG	LD0800234	FIRSTMERIT BANK, NA	1.7000	8/14/09	1.700	22,994.95	22,994.95	22,994.95	8/14/07
182096	303	REG	LD0800242	FIRSTMERIT BANK, NA	1.7000	8/14/09	1.700	73,376.78	73,376.78	73,376.78	8/14/07
182097	303	REG	LD0800259	HUNTINGTON NATIONAL BANK, NA	1.7000	8/14/09	1.700	72,045.88	72,045.88	72,045.88	8/14/07
182098	303	REG	LD0800267	FIRST FEDERAL BANK OF THE MIDWEST	1.7000	8/14/09	1.700	250,000.00	250,000.00	250,000.00	8/16/07
182133	303	REG	LD0800283	HUNTINGTON NATIONAL BANK, NA	1.7000	8/14/09	1.700	250,000.00	250,000.00	250,000.00	8/22/07
182180	303	REG	LD0800309	CITIZENS SAVINGS BANK, MARTINS P	1.5000	8/24/09	1.500	114,624.07	114,624.07	114,624.07	8/24/07
182228	303	REG	LD0800317	SIGNATURE BANK, N.A.	1.5000	8/24/09	1.500	169,354.08	169,354.08	169,354.08	8/22/07
182247	303	REG	LD0800325	ARLINGTON BANK	1.5000	8/27/09	1.500	238,232.20	238,232.20	238,232.20	8/27/07
182252	303	REG	LD0800333	FIRST FEDERAL BANK OF THE MIDWEST	1.5000	8/28/09	1.500	141,223.15	141,223.15	141,223.15	8/28/07
182279	303	REG	LD0800341	CITIZENS NATIONAL OF HUNTON	1.5000	8/31/09	1.500	189,751.34	189,751.34	189,751.34	8/30/07
182308	303	REG	LD0800374	HUNTINGTON NATIONAL BANK, NA	1.5000	8/31/09	1.500	78,837.13	78,837.13	78,837.13	8/31/07
182309	303	REG	LD0800382	HUNTINGTON NATIONAL BANK, NA	1.5000	8/31/09	1.500	91,850.31	91,850.31	91,850.31	8/31/07
182412	303	REG	LD0800408	COMMERCE NATIONAL BANK	1.2500	9/10/09	1.250	113,839.57	113,839.57	113,839.57	9/10/07
182429	303	REG	LD0800416	AMERICAN SAVINGS BANK, PSB	1.2500	9/11/09	1.250	240,965.40	240,965.40	240,965.40	9/12/07
182453	303	REG	LD0800424	FIRST NATIONAL BANK, DENNING	1.2500	9/11/09	1.250	250,000.00	250,000.00	250,000.00	9/13/07
182473	303	REG	LD0800432	FIRST CITIZENS NATIONAL BANK	1.2500	9/14/09	1.250	21,804.16	21,804.16	21,804.16	9/14/07
182474	303	REG	LD0800440	CITIZENS SAVINGS BANK, MARTINS P	1.2500	9/14/09	1.250	148,342.75	148,342.75	148,342.75	9/14/07

EQM: INVS MONTHEND_INVENTORY
 SOURCE: VIRTUALORD
 MODEL: INVENTORY
 BASIS: SETTLEMENT
 AS-OF: 4/30/09

KEVIN L. BOYCE
 TRASURER, STATE OF OHIO
 INVESTMENT INVENTORY
 SETTLED POSITIONS AS OF: 4/30/09

INVS#	FUND	FUND G	CUSIP	DESCRIPTION	RATE	NATURITY	YIELD	PAR AMOUNT	BOOK-VALUE	US\$-MARKET	1ST-PUR
182941	303	REG	LD0800960	FIRST CITIZENS NATIONAL BANK	1.2500	10/19/09	1.250	67,358.79	67,358.79	67,358.79	10/19/07
182958	303	REG	LD0800994	FIRST FEDERAL BANK OF THE MIDWEST	1.2500	10/22/09	1.250	73,010.21	73,010.21	73,010.21	10/22/07
182966	303	REG	LD0801000	AMERICAN SAVINGS BANK, PSB	1.2500	10/22/09	1.250	93,613.74	93,613.74	93,613.74	10/22/07
182969	303	REG	LD0801018	CITIZENS NATIONAL OF BLUEFTON	1.2500	10/23/09	1.250	141,848.23	141,848.23	141,848.23	10/23/07
182970	303	REG	LD0801026	DELAWARE COUNTY BANK & TRUST CO.	1.2500	10/23/09	1.250	45,803.22	45,803.22	45,803.22	10/23/07
182971	303	REG	LD0801034	FIRST FEDERAL BANK OF THE MIDWEST	1.2500	10/23/09	1.250	400,000.00	400,000.00	400,000.00	10/23/07
182972	303	REG	LD0801042	SIGNATURE BANK, N.A.	1.2500	10/23/09	1.250	57,236.23	57,236.23	57,236.23	10/23/07
182981	303	REG	LD0801059	FIRST FEDERAL BANK OF THE MIDWEST	1.2500	10/23/09	1.250	30,872.10	30,872.10	30,872.10	10/24/07
182982	303	REG	LD0801067	FIRST FEDERAL BANK OF THE MIDWEST	1.2500	10/23/09	1.250	400,000.00	400,000.00	400,000.00	10/24/07
182983	303	REG	LD0801075	SIGNATURE BANK, N.A.	1.2500	10/23/09	1.250	22,526.68	22,526.68	22,526.68	10/24/07
182987	303	REG	LD0801083	HUNTINGTON NATIONAL BANK, NA	1.2500	10/23/09	1.250	53,318.64	53,318.64	53,318.64	10/24/07
182988	303	REG	LD0801091	HUNTINGTON NATIONAL BANK, NA	1.2500	10/23/09	1.250	187,157.49	187,157.49	187,157.49	10/24/07
183016	303	REG	LD0801117	COMMERCE NATIONAL BANK	1.2500	10/26/09	1.250	169,992.58	169,992.58	169,992.58	10/26/07
183041	303	REG	LD0801125	NATIONAL BANK OF OAK HARBOR	1.2500	10/29/09	1.250	100,000.00	100,000.00	100,000.00	10/29/07
183042	303	REG	LD0801158	FIRST NATIONAL BANK, PANDORA	1.2500	10/30/09	1.250	340,078.00	340,078.00	340,078.00	10/30/07
183225	303	REG	LD0801166	FIFTH THIRD BANK	1.0000	11/02/09	1.000	72,187.10	72,187.10	72,187.10	11/02/07
183226	303	REG	LD0801208	FIFTH THIRD BANK	1.0000	11/02/09	1.000	285,895.24	285,895.24	285,895.24	11/02/07
183227	303	REG	LD0801216	FIFTH THIRD BANK	1.0000	11/02/09	1.000	147,375.70	147,375.70	147,375.70	11/02/07
183228	303	REG	LD0801224	FIRSTHERIT BANK, NA	1.0000	11/02/09	1.000	310,822.23	310,822.23	310,822.23	11/02/07
183229	303	REG	LD0801232	CITIZENS NATIONAL OF BLUEFTON	1.0000	11/02/09	1.000	289,570.44	289,570.44	289,570.44	11/02/07
183230	303	REG	LD0801240	FIRST FEDERAL BANK OF THE MIDWEST	1.0000	11/02/09	1.000	20,765.86	20,765.86	20,765.86	11/02/07
183244	303	REG	LD0801307	KEYBANK, NA	1.0000	11/02/09	1.000	44,628.80	44,628.80	44,628.80	11/02/07
183245	303	REG	LD0801315	LIBERTY NATIONAL BANK	1.0000	11/05/09	1.000	35,000.00	35,000.00	35,000.00	11/05/07
183246	303	REG	LD0801323	LIBERTY NATIONAL BANK	1.0000	11/05/09	1.000	100,000.00	100,000.00	100,000.00	11/05/07
183248	303	REG	LD0801331	LIBERTY NATIONAL BANK	1.0000	11/05/09	1.000	100,000.00	100,000.00	100,000.00	11/05/07
183249	303	REG	LD0801349	LIBERTY NATIONAL BANK	1.0000	11/05/09	1.000	100,000.00	100,000.00	100,000.00	11/05/07
183259	303	REG	LD0801356	LIBERTY NATIONAL BANK	1.0000	11/05/09	1.000	100,000.00	100,000.00	100,000.00	11/05/07
183281	303	REG	LD0801265	FIRST FEDERAL BANK OF THE MIDWEST	1.0000	11/06/09	1.000	55,000.00	55,000.00	55,000.00	11/06/07
183308	303	REG	LD0801273	FIRST CITIZENS NATIONAL BANK	1.0000	11/06/09	1.000	217,597.36	217,597.36	217,597.36	11/06/07
183317	303	REG	LD0801281	FIRST NATIONAL BANK, PANDORA	1.0000	11/06/09	1.000	400,000.00	400,000.00	400,000.00	11/07/07
183318	303	REG	LD0801299	FIRST NATIONAL BANK, PANDORA	1.0000	11/06/09	1.000	148,049.30	148,049.30	148,049.30	11/07/07
183319	303	REG	LD0801364	FIRST NATIONAL BANK, PANDORA	1.0000	11/06/09	1.000	104,553.51	104,553.51	104,553.51	11/07/07
183320	303	REG	LD0801372	FIRST CITIZENS NATIONAL BANK	1.0000	11/06/09	1.000	89,517.42	89,517.42	89,517.42	11/07/07
183328	303	REG	LD0801380	PARK NATIONAL BANK	1.0000	11/06/09	1.000	297,210.00	297,210.00	297,210.00	11/07/07
183329	303	REG	LD0801398	FIRST FEDERAL BANK OF THE MIDWEST	1.0000	11/06/09	1.000	400,000.00	400,000.00	400,000.00	11/07/07
183335	303	REG	LD0801414	CITIZENS SAVINGS BANK, MARTINS P	1.0000	11/06/09	1.000	40,285.52	40,285.52	40,285.52	11/07/07
183347	303	REG	LD0801430	FIRST FINANCIAL BANK, NA	1.0000	11/06/09	1.000	244,011.12	244,011.12	244,011.12	11/08/07
183429	303	REG	LD0801448	UNION BANK COMPANY, COLS GROVE	1.0000	11/09/09	1.000	100,000.00	100,000.00	100,000.00	11/09/07

PGM: INVS MONTHEND INVENTORY
 SOURCE: VIRTUALORD
 MODEL: INVENTORY
 BASIS: SETTLEMENT
 AS-OF: 4/30/09

KEVIN L. BOYCE
 T R A S U R E R , S T A T E O F O B I O

INVESTMENT INVENTORY
 SETTLED POSITIONS AS OF: 4/30/09

INVT#	FUND	FUND G	CUSIP	DESCRIPTION	RATE	MATURITY	YIELD	PAR AMOUNT	BOOK-VALUE	US\$-MARKET	1ST-PRI
183569	303	REG	LD0801844	ADVANTAGE BANK	1.0000	11/20/09	1.000	100,895.89	100,895.89	100,895.89	11/20/07
183617	303	REG	LD0801919	HUNTINGTON NATIONAL BANK, NA	1.0000	11/25/09	1.000	35,882.39	35,882.39	35,882.39	11/26/07
183619	303	REG	LD0801927	FIFTH THIRD BANK	1.0000	11/25/09	1.000	74,520.52	74,520.52	74,520.52	11/26/07
183620	303	REG	LD0801935	FIRST CITIZENS NATIONAL BANK	1.0000	11/25/09	1.000	15,236.17	15,236.17	15,236.17	11/26/07
183621	303	REG	LD0801943	CHARTER ONE MAIN BR RBS CITIZENS	1.0000	11/25/09	1.000	400,000.00	400,000.00	400,000.00	11/26/07
183649	303	REG	LD0801968	FIFTH THIRD BANK	1.0000	11/25/09	1.000	181,421.05	181,421.05	181,421.05	11/26/07
183670	303	REG	LD0801976	CITIZENS NATIONAL OF BLUEFTON	1.0000	11/25/09	1.000	207,554.81	207,554.81	207,554.81	11/28/07
183671	303	REG	LD0801984	DINON BANK COMPANY, COLS GROVE	1.0000	11/25/09	1.000	209,257.35	209,257.35	209,257.35	11/28/07
183672	303	REG	LD0801992	FIRST FEDERAL BANK OF THE MIDWEST	1.0000	11/25/09	1.000	395,825.12	395,825.12	395,825.12	11/28/07
183702	303	REG	LD0802008	KEYBANK, NA	1.0000	11/25/09	1.000	75,000.00	75,000.00	75,000.00	11/29/07
183705	303	REG	LD0802030	CITIZENS NATIONAL OF BLUEFTON	1.0000	11/25/09	1.000	288,829.62	288,829.62	288,829.62	11/29/07
183708	303	REG	LD0802042	CITIZENS NATIONAL OF BLUEFTON	1.0000	11/25/09	1.000	224,094.24	224,094.24	224,094.24	11/29/07
183709	303	REG	LD0802057	ADVANTAGE BANK	1.0000	11/30/09	1.000	160,350.95	160,350.95	160,350.95	11/30/07
183710	303	REG	LD0802065	CHARTER ONE MAIN BR RBS CITIZENS	1.0000	11/30/09	1.000	400,000.00	400,000.00	400,000.00	11/30/07
183737	303	REG	LD0802073	NATIONAL CITY BANK	1.0000	12/03/09	1.000	125,000.00	125,000.00	125,000.00	12/03/07
183738	303	REG	LD0802081	NATIONAL CITY BANK	1.0000	12/03/09	1.000	275,775.32	275,775.32	275,775.32	12/03/07
183741	303	REG	LD0802099	CITIZENS NATIONAL OF BLUEFTON	1.0000	12/03/09	1.000	39,000.00	39,000.00	39,000.00	12/03/07
183743	303	REG	LD0802107	CITIZENS NATIONAL OF BLUEFTON	1.0000	12/03/09	1.000	50,000.00	50,000.00	50,000.00	12/03/07
183745	303	REG	LD0802123	CITIZENS NATIONAL OF BLUEFTON	1.0000	12/03/09	1.000	58,700.00	58,700.00	58,700.00	12/03/07
183756	303	REG	LD0802156	FIFTH THIRD BANK	1.0000	12/04/09	1.000	204,166.74	204,166.74	204,166.74	12/04/07
183757	303	REG	LD0802164	GREENVILLE FEDERAL S&L ASSOC.	1.0000	12/04/09	1.000	65,684.32	65,684.32	65,684.32	12/04/07
183758	303	REG	LD0802172	U.S. BANK, N.A.	1.0000	12/04/09	1.000	45,081.53	45,081.53	45,081.53	12/04/07
183768	303	REG	LD0802180	REPUBLIC BANKING COMPANY	1.0000	12/04/09	1.000	245,155.99	245,155.99	245,155.99	12/05/07
183790	303	REG	LD0802206	CROGHAN COLONIAL BANK	1.0000	12/04/09	1.000	96,142.91	96,142.91	96,142.91	12/05/07
183812	303	REG	LD0802222	HUNTINGTON NATIONAL BANK, NA	1.0000	12/04/09	1.000	53,183.79	53,183.79	53,183.79	12/06/07
183813	303	REG	LD0802230	CITIZENS NATIONAL OF BLUEFTON	1.0000	12/04/09	1.000	80,259.05	80,259.05	80,259.05	12/06/07
183825	303	REG	LD0802255	FIRST CITIZENS NATIONAL BANK	1.0000	12/07/09	1.000	86,444.03	86,444.03	86,444.03	12/07/07
183851	303	REG	LD0802297	KINSTER BANK	1.0000	12/10/09	1.000	131,835.31	131,835.31	131,835.31	12/10/07
183854	303	REG	LD0802305	CITIZENS NATIONAL OF BLUEFTON	1.0000	12/10/09	1.000	89,361.61	89,361.61	89,361.61	12/10/07
183856	303	REG	LD0802313	CITIZENS NATIONAL OF BLUEFTON	1.0000	12/10/09	1.000	89,361.61	89,361.61	89,361.61	12/10/07
183853	303	REG	LD0802321	NATIONAL CITY BANK	1.0000	12/11/09	1.000	38,807.73	38,807.73	38,807.73	12/11/07
183864	303	REG	LD0802339	FIRST FEDERAL BANK OF THE MIDWEST	1.0000	12/11/09	1.000	400,000.00	400,000.00	400,000.00	12/11/07
183871	303	REG	LD0802347	FIRST FEDERAL BANK OF THE MIDWEST	1.0000	12/11/09	1.000	208,130.85	208,130.85	208,130.85	12/11/07
183875	303	REG	LD0802354	HUNTINGTON NATIONAL BANK, NA	1.0000	12/11/09	1.000	375,478.61	375,478.61	375,478.61	12/12/07
183876	303	REG	LD0802362	KEYBANK, NA	1.0000	12/11/09	1.000	199,996.00	199,996.00	199,996.00	12/12/07
183877	303	REG	LD0802370	KEYBANK, NA	1.0000	12/11/09	1.000	199,996.00	199,996.00	199,996.00	12/12/07
183878	303	REG	LD0802388	ADVANTAGE BANK	1.0000	12/11/09	1.000	83,663.32	83,663.32	83,663.32	12/12/07
183879	303	REG	LD0802396	LOBLAIN NATIONAL BANK	1.0000	12/11/09	1.000	164,936.13	164,936.13	164,936.13	12/12/07
183880	303	REG	LD0802404	FIRSTMERIT BANK, NA	1.0000	12/11/09	1.000	329,440.21	329,440.21	329,440.21	12/12/07

PGM: INVS_MONTHEND_INVENTORY
 SOURCE: VISUALQED
 MODEL: INVENTORY
 BASIS: SETTLEMENT
 AS-OF: 4/30/09

K E V I N L. B O Y C E
 T R A S U R E R , S T A T E O F O H I O

I N V E S T M E N T I N V E N T O R Y
 SETTLED POSITIONS AS OF: 4/30/09

QED/99.01.V-X6.2

INVT#	FOND	FOND G	CUSIP	DESCRIPTION	RATE	MATURITY	YIELD	PAR AMOUNT	BOOK VALUE	US\$ MARKET	1ST. PR
184148	303	REG	LD0802875	NATIONAL CITY BANK	.7500	12/31/09	.750	336,148.41	336,148.41	336,148.41	1/03/08
184164	303	REG	LD0802863	ADVANTAGE BANK	.7500	1/04/10	.750	118,302.11	118,302.11	118,302.11	1/04/08
184262	303	REG	LD0802925	FIRSTMERIT BANK, NA	.7500	1/08/10	.750	210,520.41	210,520.41	210,520.41	1/09/08
184273	303	REG	LD0802933	COMMERCIAL SAVINGS BANK, UPPER S	.7500	1/08/10	.750	96,955.06	96,955.06	96,955.06	1/09/08
184274	303	REG	LD0802941	COMMERCIAL SAVINGS BANK, UPPER S	.7500	1/08/10	.750	148,307.32	148,307.32	148,307.32	1/09/08
184289	303	REG	LD0802958	JP MORGAN CHASE BANK, NA	.7500	1/08/10	.750	179,400.00	179,400.00	179,400.00	1/09/08
184311	303	REG	LD0802966	CITIZENS SAVINGS BANK, MARTINS P	.7500	1/11/10	.750	91,604.76	91,604.76	91,604.76	1/11/08
184312	303	REG	LD0802974	SHERWOOD STATE BANK	.7500	1/11/10	.750	172,629.08	172,629.08	172,629.08	1/11/08
184313	303	REG	LD0802982	CHARTER ONE MAIN BR RBS CITIZENS	.7500	1/11/10	.750	125,000.00	125,000.00	125,000.00	1/11/08
184325	303	REG	LD0802990	UNITED BANK N.A., DIV OF PARK NB	.7500	1/11/10	.750	362,143.15	362,143.15	362,143.15	1/11/08
184334	303	REG	LD0803006	U.S. BANK, N.A.	.7500	1/14/10	.750	138,540.02	138,540.02	138,540.02	1/14/08
184335	303	REG	LD0803014	AMERICAN SAVINGS BANK, FBS	.7500	1/15/10	.750	391,844.00	391,844.00	391,844.00	1/14/08
184355	303	REG	LD0803048	HUNTINGTON NATIONAL BANK, NA	.7500	1/15/10	.750	141,665.53	141,665.53	141,665.53	1/16/08
184357	303	REG	LD0803055	HOME LOAN SAVINGS BANK	.7500	1/15/10	.750	88,484.04	88,484.04	88,484.04	1/16/08
184358	303	REG	LD0803063	MECHANICS SAVINGS BANK	.7500	1/15/10	.750	122,500.00	122,500.00	122,500.00	1/16/08
184380	303	REG	LD0803089	ADVANTAGE BANK	.7500	1/15/10	.750	48,952.74	48,952.74	48,952.74	1/18/08
184381	303	REG	LD0803097	ADVANTAGE BANK	.7500	1/15/10	.750	121,498.46	121,498.46	121,498.46	1/18/08
184395	303	REG	LD0803105	NATIONAL CITY BANK	.7500	1/22/10	.750	400,000.00	400,000.00	400,000.00	1/22/08
184398	303	REG	LD0803121	SECOND N.B., DIV OF PARK NB	.7500	1/22/10	.750	259,563.41	259,563.41	259,563.41	1/22/08
184399	303	REG	LD0803139	HUNTINGTON NATIONAL BANK, NA	.7500	1/22/10	.750	400,000.00	400,000.00	400,000.00	1/22/08
184414	303	REG	LD0803147	NATIONAL CITY BANK	.7500	1/22/10	.750	65,140.72	65,140.72	65,140.72	1/23/08
184415	303	REG	LD0803154	FIFTH THIRD BANK	.7500	1/22/10	.750	211,087.40	211,087.40	211,087.40	1/23/08
184416	303	REG	LD0803162	ADVANTAGE BANK	.7500	1/22/10	.750	134,095.85	134,095.85	134,095.85	1/23/08
184417	303	REG	LD0803170	ADVANTAGE BANK	.7500	1/22/10	.750	317,490.33	317,490.33	317,490.33	1/23/08
184418	303	REG	LD0803188	ADVANTAGE BANK	.7500	1/22/10	.750	44,890.67	44,890.67	44,890.67	1/23/08
184419	303	REG	LD0803196	HUNTINGTON NATIONAL BANK, NA	.7500	1/22/10	.750	225,812.92	225,812.92	225,812.92	1/24/08
184434	303	REG	LD0803204	HUNTINGTON NATIONAL BANK, NA	.7500	1/22/10	.750	228,488.08	228,488.08	228,488.08	1/24/08
184435	303	REG	LD0803212	NATIONAL CITY BANK	.7500	1/22/10	.750	40,389.86	40,389.86	40,389.86	1/24/08
184436	303	REG	LD0803220	FIRSTMERIT BANK, NA	.7500	1/22/10	.750	123,789.91	123,789.91	123,789.91	1/24/08
184437	303	REG	LD0803238	FIRST NATIONAL BANK, PANDORA	.7500	1/22/10	.750	377,350.18	377,350.18	377,350.18	1/24/08
184454	303	REG	LD0803246	HOMER SAVINGS & LOAN CO YOUNGSTON	.7500	1/22/10	.750	170,197.93	170,197.93	170,197.93	1/24/08
184455	303	REG	LD0803279	CITIZENS SAVINGS BANK, MARTINS P	.7500	1/25/10	.750	77,058.55	77,058.55	77,058.55	1/25/08
184461	303	REG	LD0803287	FIRST CITIZENS NATIONAL BANK	.7500	1/25/10	.750	171,270.34	171,270.34	171,270.34	1/25/08
184463	303	REG	LD0803295	HOCKING VALLEY BANK	.7500	1/25/10	.750	213,594.46	213,594.46	213,594.46	1/25/08
184464	303	REG	LD0803303	SECOND N.B., DIV OF PARK NB	.7500	1/25/10	.750	237,210.89	237,210.89	237,210.89	1/25/08
184466	303	REG	LD0803311	FIRSTMERIT BANK, NA	.7500	1/28/10	.750	177,430.10	177,430.10	177,430.10	1/28/08
184478	303	REG	LD0803329	ADVANTAGE BANK	.7500	1/28/10	.750	97,728.92	97,728.92	97,728.92	1/28/08
184479	303	REG	LD0803345	CITIZENS SAVINGS BANK, MARTINS P	.7500	1/28/10	.750	227,549.29	227,549.29	227,549.29	1/28/08

PGM: INVS_NORTHEND_INVENTORY
 SOURCE: VASUAGED
 MODEL: INVENTORY
 BASIS: SETTLEMENT
 AS-OF: 4/30/09

KEVIN L. BOYCK
 T R E A S U R E R , S T A T E O F O R I O

I N V E S T M E N T I N V E N T O R Y
 SETTLED POSITIONS AS OF: 4/30/09

PAGE: 15

INVT#	FUND	FUND G	CUSEP	DESCRIPTION	RATE	MATURITY	YIELD	PAR AMOUNT	BOOK VALUE	US\$-MARKET	1ST PUR
184769	303	REG	LD0803782	SIGNATURE BANK, N.A.	.2500	2/19/10	.250	188,783.07	188,783.07	188,783.07	2/20/08
184776	303	REG	LD0803808	UNITED BANK N.A., DIV OF PARK NB	.2500	2/19/10	.250	162,963.46	162,963.46	162,963.46	2/21/08
184790	303	REG	LD0803816	CITIZENS NATIONAL OF BLUFFTON	.2500	2/22/10	.250	174,965.04	174,965.04	174,965.04	2/22/08
184791	303	REG	LD0803824	FIRST FINANCIAL BANK, NA	.2500	2/22/10	.250	124,383.95	124,383.95	124,383.95	2/22/08
184803	303	REG	LD0803832	LIBERTY SAVINGS BANK	.2500	2/22/10	.250	268,869.66	268,869.66	268,869.66	2/22/08
184814	303	REG	LD0803840	FIRSTHERIT BANK, NA	.2500	2/25/10	.250	337,127.98	337,127.98	337,127.98	2/25/08
184861	303	REG	LD0803857	COMMERCE NATIONAL BANK	.2500	2/26/10	.250	23,336.75	23,336.75	23,336.75	2/27/08
184878	303	REG	LD0803865	NATIONAL CITY BANK	.2500	2/26/10	.250	148,169.92	148,169.92	148,169.92	2/28/08
184879	303	REG	LD0803873	ADVANTAGE BANK	.2500	2/26/10	.250	77,232.62	77,232.62	77,232.62	2/28/08
184880	303	REG	LD0803881	ADVANTAGE BANK	.2500	2/26/10	.250	79,575.24	79,575.24	79,575.24	2/28/08
184882	303	REG	LD0803899	SECOND N.B., DIV OF PARK NB	.2500	2/26/10	.250	131,626.48	131,626.48	131,626.48	2/28/08
184895	303	REG	LD0803907	AMERICAN SAVINGS BANK, FSB	.2500	2/26/10	.250	286,312.64	286,312.64	286,312.64	2/29/08
184902	303	REG	LD0803923	ADVANTAGE BANK	.2500	2/26/10	.250	390,174.69	390,174.69	390,174.69	2/29/08
184923	303	REG	LD0803949	NATIONAL CITY BANK	.2500	3/03/10	.250	324,338.85	324,338.85	324,338.85	3/03/08
184924	303	REG	LD0803956	NATIONAL CITY BANK	.2500	3/03/10	.250	148,746.30	148,746.30	148,746.30	3/03/08
184926	303	REG	LD0803972	FIFTH THIRD BANK	.2500	3/03/10	.250	200,564.09	200,564.09	200,564.09	3/03/08
184927	303	REG	LD0803980	PARK NATIONAL BANK	.2500	3/03/10	.250	281,357.88	281,357.88	281,357.88	3/03/08
184935	303	REG	LD0803998	NATIONAL CITY BANK	.2500	3/04/10	.250	400,000.00	400,000.00	400,000.00	3/04/08
184936	303	REG	LD0804004	NATIONAL CITY BANK	.2500	3/04/10	.250	305,920.40	305,920.40	305,920.40	3/04/08
184937	303	REG	LD0804012	SIGNATURE BANK, N.A.	.2500	3/04/10	.250	211,164.39	211,164.39	211,164.39	3/04/08
184968	303	REG	LD0804020	CITIZENS SAVINGS BANK, MARTINS F	.2500	3/05/10	.250	18,864.17	18,864.17	18,864.17	3/05/08
185006	303	REG	LD0804038	ADVANTAGE BANK	.2500	3/05/10	.250	29,311.15	29,311.15	29,311.15	3/07/08
185005	303	REG	LD0804046	FIRST CITIZENS NATIONAL BANK	.2500	3/05/10	.250	6,227.02	6,227.02	6,227.02	3/07/08
185007	303	REG	LD0804055	CHOGHAN COLONIAL BANK	.2500	3/05/10	.250	71,079.45	71,079.45	71,079.45	3/07/08
185023	303	REG	LD0804061	NATIONAL CITY BANK	.2500	3/10/10	.250	326,768.41	326,768.41	326,768.41	3/10/08
185024	303	REG	LD0804079	ADVANTAGE BANK	.2500	3/10/10	.250	141,554.78	141,554.78	141,554.78	3/10/08
185025	303	REG	LD0804087	AMERICAN SAVINGS BANK, FSB	.2500	3/10/10	.250	83,441.60	83,441.60	83,441.60	3/10/08
185033	303	REG	LD0804095	NATIONAL CITY BANK	.2500	3/11/10	.250	117,437.80	117,437.80	117,437.80	3/11/08
185034	303	REG	LD0804103	KEYBANK, NA	.2500	3/11/10	.250	137,402.92	137,402.92	137,402.92	3/11/08
185052	303	REG	LD0804111	AMERICAN SAVINGS BANK, FSB	.2500	3/12/10	.250	209,663.82	209,663.82	209,663.82	3/12/08
185053	303	REG	LD0804129	FIRST CITIZENS NATIONAL BANK	.2500	3/12/10	.250	87,973.81	87,973.81	87,973.81	3/12/08
185054	303	REG	LD0804137	CORTLAND SAVINGS & BANKING CO	.2500	3/12/10	.250	326,445.24	326,445.24	326,445.24	3/12/08
185055	303	REG	LD0804145	SIGNATURE BANK, N.A.	.2500	3/12/10	.250	63,406.43	63,406.43	63,406.43	3/12/08
185058	303	REG	LD0804152	NORTH VALLEY BANK	.2500	3/12/10	.250	378,161.56	378,161.56	378,161.56	3/12/08
185064	303	REG	LD0804160	BIRMINGHAM NATIONAL BANK, NA	.2500	3/12/10	.250	18,279.39	18,279.39	18,279.39	3/12/08
185070	303	REG	LD0804178	FIRSTHERIT BANK, NA	.2500	3/12/10	.250	380,713.36	380,713.36	380,713.36	3/13/08
185071	303	REG	LD0804186	MAINSOURCE BANK	.2500	3/12/10	.250	114,618.46	114,618.46	114,618.46	3/13/08
185085	303	REG	LD0804194	NATIONAL CITY BANK	.2500	3/12/10	.250	233,958.65	233,958.65	233,958.65	3/14/08
185086	303	REG	LD0804202	NATIONAL CITY BANK	.2500	3/12/10	.250	400,000.00	400,000.00	400,000.00	3/14/08

FORM: INVS_MONTHEND_INVENTORY
 SOURCE: VIRTUALQED
 MODEL: INVENTORY
 BASIS: SETTLEMENT
 AS-OF: 4/30/09

KEVIN L. BOYCE
 TREASURER, STATE OF OHIO

INVESTMENT INVENTORY
 SETTLED POSITIONS AS OF: 4/30/09

INVEST#	FOND	FOND G	CUSIP	DESCRIPTION	RATE	MATURITY	YIELD	PAR AMOUNT	BOOK VALUE	US\$ MARKET	1ST PUR
185296	303	REG	LD0804640	CHARTER ONE MAIN BR RES CITIZENS	.0500	3/26/10	.050	252,000.00	252,000.00	252,000.00	3/27/08
185297	303	REG	LD0804707	FIRST FINANCIAL BANK, NA	.0500	3/26/10	.050	60,480.18	60,480.18	60,480.18	3/27/08
185298	303	REG	LD0804715	CORTLAND SAVINGS & BANKING CO	.0500	3/26/10	.050	332,590.93	332,590.93	332,590.93	3/27/08
185299	303	REG	LD0804723	FIRST FEDERAL BANK OF THE MIDWEST	.0500	3/26/10	.050	400,000.00	400,000.00	400,000.00	3/27/08
185313	303	REG	LD0804731	FIRST FEDERAL BANK OF THE MIDWEST	.0500	3/26/10	.050	300,177.74	300,177.74	300,177.74	3/27/08
185316	303	REG	LD0804749	NATIONAL CITY BANK	.0500	3/26/10	.050	160,480.39	160,480.39	160,480.39	3/28/08
185317	303	REG	LD0804756	OSGOOD STATE BANK	.0500	3/31/10	.050	117,463.77	117,463.77	117,463.77	3/28/08
185335	303	REG	LD0804764	OLD FORT BANKING COMPANY	.0500	3/31/10	.050	360,780.41	360,780.41	360,780.41	3/31/08
185336	303	REG	LD0804772	COMMERCE NATIONAL BANK	.0500	3/31/10	.050	124,441.85	124,441.85	124,441.85	3/31/08
185337	303	REG	LD0804780	FIRST PLACE BANK	.0500	3/31/10	.050	112,594.76	112,594.76	112,594.76	3/31/08
185338	303	REG	LD0804798	PEOPLES SAVINGS BANK, NEW MEXICO	.0500	3/31/10	.050	102,854.63	102,854.63	102,854.63	3/31/08
185339	303	REG	LD0804806	SIGNATURE BANK, N.A.	.0500	3/31/10	.050	249,492.15	249,492.15	249,492.15	3/31/08
185349	303	REG	LD0804814	WESTFIELD BANK, FSB	.0500	3/31/10	.050	400,000.00	400,000.00	400,000.00	3/31/08
185352	303	REG	LD0804822	NATIONAL CITY BANK	.0500	4/01/10	.050	77,346.46	77,346.46	77,346.46	4/01/08
185353	303	REG	LD0804830	KEYBANK, NA	.0500	4/01/10	.050	121,414.63	121,414.63	121,414.63	4/01/08
185354	303	REG	LD0804848	FIRST CITIZENS NATIONAL BANK	.0500	4/01/10	.050	150,000.00	150,000.00	150,000.00	4/01/08
185355	303	REG	LD0804855	FIRST CITIZENS NATIONAL BANK	.0500	4/01/10	.050	150,000.00	150,000.00	150,000.00	4/01/08
185356	303	REG	LD0804863	JP MORGAN CHASE BANK, NA	.0500	4/01/10	.050	50,105.88	50,105.88	50,105.88	4/01/08
185357	303	REG	LD0804871	PEOPLES BANK, N.A. MARICOPA	.0500	4/01/10	.050	85,187.56	85,187.56	85,187.56	4/01/08
185394	303	REG	LD0804889	FIFTH THIRD BANK	.0500	4/02/10	.050	212,666.67	212,666.67	212,666.67	4/02/08
185395	303	REG	LD0804897	OSGOOD STATE BANK	.0500	4/02/10	.050	62,133.63	62,133.63	62,133.63	4/02/08
185406	303	REG	LD0804905	LIBERTY NATIONAL BANK	.0500	4/02/10	.050	175,000.00	175,000.00	175,000.00	4/02/08
185421	303	REG	LD0804913	FIRST NATIONAL BANK, GREENVILLE	.0500	4/02/10	.050	400,000.00	400,000.00	400,000.00	4/02/08
185425	303	REG	LD0804921	HUNTINGTON NATIONAL BANK, NA	.0500	4/02/10	.050	222,378.14	222,378.14	222,378.14	4/03/08
185426	303	REG	LD0804939	HUNTINGTON NATIONAL BANK, NA	.0500	4/02/10	.050	100,698.00	100,698.00	100,698.00	4/03/08
185427	303	REG	LD0804947	FIFTH THIRD BANK	.0500	4/02/10	.050	350,000.00	350,000.00	350,000.00	4/03/08
185428	303	REG	LD0804954	NATIONAL CITY BANK	.0500	4/02/10	.050	79,947.91	79,947.91	79,947.91	4/03/08
185429	303	REG	LD0804962	ADVANTAGE BANK	.0500	4/02/10	.050	287,268.32	287,268.32	287,268.32	4/03/08
185430	303	REG	LD0804970	ADVANTAGE BANK	.0500	4/02/10	.050	65,658.07	65,658.07	65,658.07	4/03/08
185436	303	REG	LD0804988	ADVANTAGE BANK	.0500	4/02/10	.050	260,317.08	260,317.08	260,317.08	4/04/08
185437	303	REG	LD0804996	PARK NATIONAL BANK	.0500	4/02/10	.050	83,142.80	83,142.80	83,142.80	4/04/08
185438	303	REG	LD0805001	CITIZENS NATIONAL OF BLUFFTON	.0500	4/02/10	.050	69,489.79	69,489.79	69,489.79	4/04/08
185439	303	REG	LD0805019	FIFTH THIRD BANK	.0500	4/02/10	.050	351,393.58	351,393.58	351,393.58	4/04/08
185440	303	REG	LD0805027	FIRST FEDERAL BANK OF THE MIDWEST	.0500	4/02/10	.050	206,486.59	206,486.59	206,486.59	4/04/08
185462	303	REG	LD0805043	HENRY COUNTY BANK	.0500	4/07/10	.050	346,367.03	346,367.03	346,367.03	4/07/08
185463	303	REG	LD0805043	FIRST FEDERAL BANK OF THE MIDWEST	.0500	4/07/10	.050	58,472.73	58,472.73	58,472.73	4/07/08
185471	303	REG	LD0805050	CORTLAND SAVINGS & BANKING CO	.0500	4/07/10	.050	378,214.21	378,214.21	378,214.21	4/07/08
185473	303	REG	LD0805068	NATIONAL CITY BANK	.0500	4/07/10	.050	400,000.00	400,000.00	400,000.00	4/07/08
185474	303	REG	LD0805076	AMERICAN SAVINGS BANK, FSB	.0500	4/08/10	.050	144,050.39	144,050.39	144,050.39	4/08/08

PGM: INVS MONTHEND INVENTORY
 SOURCE: V14ALLOD
 MODEL: INVENTORY
 BASIS: SETTLEMENT
 AS-OF: 4/30/09

REVIN L. BOYCE
 TREASURER, STATE OF OHIO

INVESTMENT INVENTORY
 SETTLED POSITIONS AS OF: 4/30/09

INVT#	FOND	FOND G	CUSIP	DESCRIPTION	RATE	MATURITY	YIELD	PAR AMOUNT	BOOK-VALUE	US-MARKET	1ST-PUR
185731	303	RBG	ID0805506	CITIZENS SAVINGS BANK, MARTINS P	.0500	4/16/10	.050	14,541.19	14,541.19	14,541.19	4/17/08
185732	303	RBG	ID0805514	STATE BANK & TRUST COMPANY	.0500	4/16/10	.050	225,000.00	225,000.00	225,000.00	4/17/08
185741	303	RBG	ID0805522	OLD FORT BANKING COMPANY	.0500	4/16/10	.050	126,947.66	126,947.66	126,947.66	4/17/08
185760	303	RBG	ID0805530	ADVANTAGE BANK	.0500	4/16/10	.050	39,954.96	39,954.96	39,954.96	4/18/08
185761	303	RBG	ID0805548	PARK NATIONAL BANK	.0500	4/16/10	.050	92,817.94	92,817.94	92,817.94	4/18/08
185762	303	RBG	ID0805555	FIRST FEDERAL BANK OF THE MIDWEST	.0500	4/16/10	.050	69,750.02	69,750.02	69,750.02	4/18/08
185763	303	RBG	ID0805563	HEARTLAND BANK	.0500	4/16/10	.050	106,598.82	106,598.82	106,598.82	4/18/08
185768	303	RBG	ID0805589	NATIONAL CITY BANK	.0500	4/21/10	.050	212,701.97	212,701.97	212,701.97	4/18/08
185783	303	RBG	ID0805597	KEYBANK, NA	.0500	4/21/10	.050	70,046.05	70,046.05	70,046.05	4/21/08
185784	303	RBG	ID0805605	PARK NATIONAL BANK	.0500	4/21/10	.050	9,913.23	9,913.23	9,913.23	4/21/08
185785	303	RBG	ID0805613	OSGOOD STATE BANK	.0500	4/21/10	.050	201,314.40	201,314.40	201,314.40	4/21/08
185786	303	RBG	ID0805621	FARMERS NATIONAL BANK, CANFIELD	.0500	4/21/10	.050	105,921.05	105,921.05	105,921.05	4/21/08
185787	303	RBG	ID0805639	GENOA BANKING COMPANY	.0500	4/21/10	.050	400,000.00	400,000.00	400,000.00	4/21/08
185795	303	RBG	ID0805647	NEW CARLSLE FEDERAL SAVINGS	.0500	4/21/10	.050	281,396.14	281,396.14	281,396.14	4/21/08
185800	303	RBG	ID0805654	WESTFIELD BANK, TSB	.0500	4/21/10	.050	129,719.96	129,719.96	129,719.96	4/21/08
185801	303	RBG	ID0805662	WESTFIELD BANK, TSB	.0500	4/21/10	.050	221,345.23	221,345.23	221,345.23	4/21/08
185802	303	RBG	ID0805670	WESTFIELD BANK, TSB	.0500	4/21/10	.050	231,122.92	231,122.92	231,122.92	4/21/08
185803	303	RBG	ID0808583	NATIONAL CITY BANK	.0500	4/21/10	.050	102,184.79	102,184.79	102,184.79	4/21/08
185815	303	RBG	ID0805696	HUNTINGTON NATIONAL BANK, NA	.0500	4/22/10	.050	347,619.10	347,619.10	347,619.10	4/22/08
185816	303	RBG	ID0805704	HUNTINGTON NATIONAL BANK, NA	.0500	4/22/10	.050	195,473.07	195,473.07	195,473.07	4/22/08
185817	303	RBG	ID0805712	NATIONAL CITY BANK	.0500	4/22/10	.050	210,547.27	210,547.27	210,547.27	4/22/08
185818	303	RBG	ID0805720	FIRST FEDERAL BANK OF THE MIDWEST	.0500	4/22/10	.050	400,000.00	400,000.00	400,000.00	4/22/08
185819	303	RBG	ID0805738	U.S. BANK, N.A.	.0500	4/22/10	.050	91,130.60	91,130.60	91,130.60	4/22/08
185833	303	RBG	ID0805746	ADVANTAGE BANK	.0500	4/23/10	.050	311,497.73	311,497.73	311,497.73	4/23/08
185834	303	RBG	ID0805753	ADVANTAGE BANK	.0500	4/23/10	.050	24,550.95	24,550.95	24,550.95	4/23/08
185835	303	RBG	ID0805761	PORT JENNINGS STATE BANK	.0500	4/23/10	.050	357,873.33	357,873.33	357,873.33	4/23/08
185836	303	RBG	ID0805779	OSGOOD STATE BANK	.0500	4/23/10	.050	257,243.06	257,243.06	257,243.06	4/23/08
185839	303	RBG	ID0805787	FIRST FINANCIAL BANK, NA	.0500	4/23/10	.050	40,748.15	40,748.15	40,748.15	4/23/08
185840	303	RBG	ID0805795	FIRST FINANCIAL BANK, NA	.0500	4/23/10	.050	313,368.04	313,368.04	313,368.04	4/23/08
185857	303	RBG	ID0805803	AMERICAN SAVINGS BANK, TSB	.0500	4/23/10	.050	219,264.83	219,264.83	219,264.83	4/24/08
185858	303	RBG	ID0805811	NATIONAL CITY BANK	.0500	4/23/10	.050	255,090.03	255,090.03	255,090.03	4/24/08
185923	303	RBG	ID0805829	NATIONAL CITY BANK	.0500	4/23/10	.050	173,281.86	173,281.86	173,281.86	4/24/08
185862	303	RBG	ID0805837	NATIONAL CITY BANK	.0500	4/23/10	.050	165,297.65	165,297.65	165,297.65	4/24/08
185863	303	RBG	ID0805845	NATIONAL CITY BANK	.0500	4/23/10	.050	400,000.00	400,000.00	400,000.00	4/24/08
185864	303	RBG	ID0805852	NATIONAL CITY BANK	.0500	4/23/10	.050	370,252.66	370,252.66	370,252.66	4/24/08
185867	303	RBG	ID0805860	WESTFIELD BANK, TSB	.0500	4/23/10	.050	400,000.00	400,000.00	400,000.00	4/24/08
185869	303	RBG	ID0805878	COMMERCE NATIONAL BANK	.0500	4/23/10	.050	54,703.32	54,703.32	54,703.32	4/24/08
185908	303	RBG	ID0805886	FIRST FEDERAL BANK OF THE MIDWEST	.0500	4/23/10	.050	400,000.00	400,000.00	400,000.00	4/25/08
185909	303	RBG	ID0805894	NATIONAL CITY BANK	.0500	4/23/10	.050	208,203.46	208,203.46	208,203.46	4/25/08

PGM: INVS MONTHEND INVENTORY
 SOURCE: VISUALCSD
 MODEL: INVENTORY
 BASIS: SETTLEMENT
 AS-OF: 4/30/09

KRIVIN L. BOYCE
 T R E A S U R E R , S T A T E O F O R E I O
 I N V E S T M E N T I N V E N T O R Y
 SETTLED POSITIONS AS OF: 4/30/09

QED/99.01.V-X6.2

INVT#	FOND	FOND G	CUSIP	DESCRIPTION	RATE	MATURITY	YIELD	PAR AMOUNT	BOOK VALUE	US\$ MARKET	1ST-PDR
186051	303	RBC	LD0806506	WESTFIELD BANK, FSB	.0500	4/30/10	.050	338,563.79	338,563.79	338,563.79	5/02/08
186052	303	RBC	LD0806514	WESTFIELD BANK, FSB	.0500	4/30/10	.050	200,000.00	200,000.00	200,000.00	5/02/08
186053	303	RBC	LD0806522	WESTFIELD BANK, FSB	.0500	4/30/10	.050	202,705.48	202,705.48	202,705.48	5/02/08
186054	303	RBC	LD0806530	ADVANTAGE BANK	.0500	4/30/10	.050	374,697.17	374,697.17	374,697.17	5/02/08
186055	303	RBC	LD0806548	FIRST PLACE BANK	.0500	4/30/10	.050	43,467.93	43,467.93	43,467.93	5/02/08
186056	303	RBC	LD0806555	FIRST PLACE BANK	.0500	4/30/10	.050	304,964.64	304,964.64	304,964.64	5/02/08
186057	303	RBC	LD0806563	SIGNATURE BANK, N.A.	.0500	4/30/10	.050	334,556.37	334,556.37	334,556.37	5/02/08
186058	303	RBC	LD0806571	FIRSTMERRIT BANK, NA	.0500	4/30/10	.050	88,410.00	88,410.00	88,410.00	5/02/08
186095	303	RBC	LD0806589	WESTERN RESERVE BANK	.0500	5/05/10	.050	342,976.41	342,976.41	342,976.41	5/05/08
186096	303	RBC	LD0806597	WESTERN RESERVE BANK	.0500	5/05/10	.050	157,988.81	157,988.81	157,988.81	5/05/08
186097	303	RBC	LD0806405	WESTFIELD BANK, FSB	.0500	5/05/10	.050	207,394.81	207,394.81	207,394.81	5/05/08
186098	303	RBC	LD0806413	WESTFIELD BANK, FSB	.0500	5/05/10	.050	244,633.04	244,633.04	244,633.04	5/05/08
186099	303	RBC	LD0806421	OSGOOD STATE BANK	.0500	5/05/10	.050	103,236.94	103,236.94	103,236.94	5/05/08
186102	303	RBC	LD0806439	FIFTH THIRD BANK	.0500	5/05/10	.050	378,946.74	378,946.74	378,946.74	5/05/08
186105	303	RBC	LD0806447	HUNTINGTON NATIONAL BANK, NA	.0500	5/06/10	.050	71,040.66	71,040.66	71,040.66	5/06/08
186106	303	RBC	LD0806454	HUNTINGTON NATIONAL BANK, NA	.0500	5/06/10	.050	366,544.26	366,544.26	366,544.26	5/06/08
186107	303	RBC	LD0806462	HUNTINGTON NATIONAL BANK, NA	.0500	5/06/10	.050	243,166.13	243,166.13	243,166.13	5/06/08
186108	303	RBC	LD0806470	NATIONAL CITY BANK	.0500	5/06/10	.050	168,364.55	168,364.55	168,364.55	5/06/08
186109	303	RBC	LD0806488	WESBANCO BANK, INC	.0500	5/06/10	.050	383,301.99	383,301.99	383,301.99	5/06/08
186110	303	RBC	LD0806496	FIRST FINANCIAL BANK, NA	.0500	5/06/10	.050	335,462.51	335,462.51	335,462.51	5/06/08
186113	303	RBC	LD0806512	WESTFIELD BANK, FSB	.0500	5/06/10	.050	361,586.70	361,586.70	361,586.70	5/06/08
186115	303	RBC	LD0806520	WESTFIELD BANK, FSB	.0500	5/06/10	.050	139,094.67	139,094.67	139,094.67	5/06/08
186134	303	RBC	LD0806538	WESTERN RESERVE BANK	.0500	5/07/10	.050	380,572.56	380,572.56	380,572.56	5/06/08
186135	303	RBC	LD0806546	CITIZENS BANKING CO., SANDUSKY	.0500	5/07/10	.050	271,892.30	271,892.30	271,892.30	5/07/08
186145	303	RBC	LD0806553	FIRST CITIZENS NATIONAL BANK	.0500	5/07/10	.050	31,092.00	31,092.00	31,092.00	5/07/08
186146	303	RBC	LD0806551	FIRST CITIZENS NATIONAL BANK	.0500	5/07/10	.050	25,257.35	25,257.35	25,257.35	5/07/08
186147	303	RBC	LD0806579	SIGNATURE BANK, N.A.	.0500	5/07/10	.050	306,702.97	306,702.97	306,702.97	5/07/08
186148	303	RBC	LD0806587	WESTERN RESERVE BANK	.0500	5/07/10	.050	6,760.84	6,760.84	6,760.84	5/08/08
186161	303	RBC	LD0806595	FIRST CITIZENS NATIONAL BANK	.0500	5/07/10	.050	91,819.32	91,819.32	91,819.32	5/08/08
186162	303	RBC	LD0806603	WESTFIELD BANK, FSB	.0500	5/07/10	.050	95,026.52	95,026.52	95,026.52	5/08/08
186163	303	RBC	LD0806611	FARMERS & MERCHANTS STATE BANK	.0500	5/07/10	.050	153,360.32	153,360.32	153,360.32	5/08/08
186164	303	RBC	LD0806629	CITIZENS SAVINGS BANK, MARTINS P	.0500	5/07/10	.050	10,020.15	10,020.15	10,020.15	5/08/08
186165	303	RBC	LD0806637	CROGHAN COLOMBIAL BANK	.0500	5/07/10	.050	136,592.64	136,592.64	136,592.64	5/08/08
186166	303	RBC	LD0806645	SETTLERS BANK	.0500	5/07/10	.050	125,402.35	125,402.35	125,402.35	5/08/08
186181	303	RBC	LD0806652	AMERICAN SAVINGS BANK, FSB	.0500	5/07/10	.050	29,519.71	29,519.71	29,519.71	5/08/08
186182	303	RBC	LD0806660	CORTLAND SAVINGS & BANKING CO	.0500	5/07/10	.050	394,866.52	394,866.52	394,866.52	5/09/08
186185	303	RBC	LD0806678	COMMERCE NATIONAL BANK	.0500	5/07/10	.050	350,000.00	350,000.00	350,000.00	5/09/08
186186	303	RBC	LD0806686	FIRST-KNOX N.B., DIV OF PARK NB	.0500	5/07/10	.050	175,133.49	175,133.49	175,133.49	5/09/08

PGM: INVS_MONTHEND_INVENTORY
 SOURCE: VISA11QHD
 MODEL: INVENTORY
 BASIS: SETTLEMENT
 AS-OP: 4/30/09

KEVIN L. BOYCE
 T R E A S U R E R , S T A T E O F O H I O

T N V S T M E N T I N V E N T O R Y
 SETTLED POSITIONS AS OF: 4/30/09

INVT#	FUND	FUND G	CUSTP	DESCRIPTION	RATE	NATIVITY	YIELD	PAR AMOUNT	BOOK-VALUE	US\$-MARKET	1ST-PER
186374	303	REG	LD0807122	FORT JENNINGS STATE BANK	.0500	5/21/10	.050	177,526.14	177,526.14	177,526.14	5/21/08
186375	303	REG	LD0807130	FIRST CITIZENS NATIONAL BANK	.0500	5/21/10	.050	36,388.96	36,388.96	36,388.96	5/21/08
186395	303	REG	LD0807148	WESTERN RESERVE BANK	.0500	5/21/10	.050	180,585.02	180,585.02	180,585.02	5/22/08
186396	303	REG	LD0807155	SHERWOOD STATE BANK	.0500	5/21/10	.050	239,927.61	239,927.61	239,927.61	5/22/08
186397	303	REG	LD0807163	FIRSTMERIT BANK, NA	.0500	5/21/10	.050	278,430.93	278,430.93	278,430.93	5/22/08
186398	303	REG	LD0807171	NATIONAL CITY BANK	.0500	5/21/10	.050	233,163.11	233,163.11	233,163.11	5/22/08
186436	303	REG	LD0807189	CITIZENS NATIONAL OF BLUFFTON	.0500	5/21/10	.050	374,914.59	374,914.59	374,914.59	5/23/08
186437	303	REG	LD0807197	NATIONAL BANK & TRUST COMPANY	.0500	5/21/10	.050	154,221.34	154,221.34	154,221.34	5/23/08
186438	303	REG	LD0807205	NATIONAL CITY BANK	.0500	5/21/10	.050	48,579.38	48,579.38	48,579.38	5/23/08
186439	303	REG	LD0807213	OLD FORT BANKING COMPANY	.0500	5/21/10	.050	383,389.67	383,389.67	383,389.67	5/23/08
186441	303	REG	LD0807221	UNITED BANK N.A., DIV OF PARK NB	.0500	5/21/10	.050	110,000.00	110,000.00	110,000.00	5/23/08
186445	303	REG	LD0807223	COMMERCIAL NATIONAL BANK	.0500	5/21/10	.050	201,219.09	201,219.09	201,219.09	5/23/08
186448	303	REG	LD0807247	AMERICAN SAVINGS BANK, PSB	.0500	5/21/10	.050	249,949.84	249,949.84	249,949.84	5/23/08
186452	303	REG	LD0807254	NATIONAL CITY BANK	.0500	5/21/10	.050	225,000.00	225,000.00	225,000.00	5/27/08
186453	303	REG	LD0807262	NATIONAL CITY BANK	.0500	5/27/10	.050	269,261.12	269,261.12	269,261.12	5/27/08
186454	303	REG	LD0807270	COMMERCIAL NATIONAL BANK	.0500	5/27/10	.050	400,000.00	400,000.00	400,000.00	5/27/08
186455	303	REG	LD0807288	WESTFIELD BANK, PSB	.0500	5/27/10	.050	337,572.46	337,572.46	337,572.46	5/27/08
186456	303	REG	LD0807296	HENRY COUNTY BANK	.0500	5/27/10	.050	230,593.84	230,593.84	230,593.84	5/27/08
186460	303	REG	LD0807304	SIGNATURE BANK, N.A.	.0500	5/27/10	.050	389,226.04	389,226.04	389,226.04	5/27/08
186461	303	REG	LD0807312	SIGNATURE BANK, N.A.	.0500	5/27/10	.050	149,034.44	149,034.44	149,034.44	5/27/08
186462	303	REG	LD0807320	SIGNATURE BANK, N.A.	.0500	5/27/10	.050	92,463.49	92,463.49	92,463.49	5/27/08
186463	303	REG	LD0807338	ADVANTAGE BANK	.0500	5/27/10	.050	243,481.36	243,481.36	243,481.36	5/27/08
186475	303	REG	LD0807346	HUNTINGTON NATIONAL BANK, NA	.0500	5/28/10	.050	199,035.97	199,035.97	199,035.97	5/28/08
186476	303	REG	LD0807353	NATIONAL CITY BANK	.0500	5/28/10	.050	292,589.18	292,589.18	292,589.18	5/28/08
186478	303	REG	LD0807379	NATIONAL CITY BANK	.0500	5/28/10	.050	179,724.00	179,724.00	179,724.00	5/28/08
186479	303	REG	LD0807387	HUNTINGTON NATIONAL BANK, NA	.0500	5/28/10	.050	181,862.17	181,862.17	181,862.17	5/28/08
186481	303	REG	LD0807395	HUNTINGTON NATIONAL BANK, NA	.0500	5/28/10	.050	81,957.73	81,957.73	81,957.73	5/28/08
186482	303	REG	LD0807403	COMMUNITY BANK, GEORGETOWN	.0500	5/28/10	.050	307,498.92	307,498.92	307,498.92	5/28/08
186483	303	REG	LD0807411	FARMERS CITIZENS BANK, BUCKEYS	.0500	5/28/10	.050	150,000.00	150,000.00	150,000.00	5/28/08
186484	303	REG	LD0807429	GENOA BANKING COMPANY	.0500	5/28/10	.050	400,000.00	400,000.00	400,000.00	5/28/08
186489	303	REG	LD0807437	NATIONAL CITY BANK	.0500	5/28/10	.050	100,247.55	100,247.55	100,247.55	5/28/08
186490	303	REG	LD0807445	NATIONAL CITY BANK	.0500	5/28/10	.050	339,858.97	339,858.97	339,858.97	5/28/08
186491	303	REG	LD0807452	SAVINGS BANK	.0500	5/28/10	.050	39,924.15	39,924.15	39,924.15	5/28/08
186498	303	REG	LD0807460	WESTERN RESERVE BANK	.0500	5/28/10	.050	123,638.97	123,638.97	123,638.97	5/29/08
186499	303	REG	LD0807478	WESTERN RESERVE BANK	.0500	5/28/10	.050	393,738.91	393,738.91	393,738.91	5/29/08
186500	303	REG	LD0807486	CITIZENS NATIONAL OF BLUFFTON	.0500	5/28/10	.050	74,700.00	74,700.00	74,700.00	5/29/08
186502	303	REG	LD0807494	CORTLAND SAVINGS & BANKING CO	.0500	5/28/10	.050	369,499.54	369,499.54	369,499.54	5/29/08
186504	303	REG	LD0807510	FIRSTMERIT BANK, NA	.0500	5/28/10	.050	126,789.30	126,789.30	126,789.30	5/29/08
186505	303	REG	LD0807528	FARMERS & MERCHANTS STATE BANK	.0500	5/28/10	.050	193,350.69	193,350.69	193,350.69	5/29/08

PGM: INVS_MONTHEND_INVENTORY
 SOURCE: VIAFILED
 MODEL: INVENTORY
 BASIS: SETTLEMENT
 AS-OF: 4/30/09

KEVIN L. BOYCE
 TREASURER, STATE OF OHIO

INVESTMENT INVENTORY
 SETTLED POSITIONS AS OF: 4/30/09

INVS#	FUND	FUND C	CUSIP	DESCRIPTION	RATE	MATURITY	YIELD	PAR AMOUNT	BOOK VALUE	US\$-MARKET	1ST-PUR
186634	303	RMG	LD0807940	ADVANTAGE BANK	.0500	6/04/10	.050	197,216.13	197,216.13	197,216.13	6/04/08
186642	303	RMG	LD0807957	OHIO VALLEY BANK COMPANY	.0500	6/04/10	.050	189,576.52	189,576.52	189,576.52	6/04/08
186682	303	RMG	LD0807965	KEYBANK, NA	.0500	6/04/10	.050	229,166.65	229,166.65	229,166.65	6/05/08
186683	303	RMG	LD0807973	ADVANTAGE BANK	.0500	6/04/10	.050	393,268.91	393,268.91	393,268.91	6/05/08
186684	303	RMG	LD0807981	WESTFIELD BANK, PSB	.0500	6/04/10	.050	46,908.50	46,908.50	46,908.50	6/05/08
186685	303	RMG	LD0807999	FIRST NATIONAL BANK, BELLEVUE	.0500	6/04/10	.050	292,302.11	292,302.11	292,302.11	6/05/08
186701	303	RMG	LD0808005	FIRST FINANCIAL BANK, NA	.0500	6/04/10	.050	366,927.79	366,927.79	366,927.79	6/05/08
186705	303	RMG	LD0808013	PARK NATIONAL BANK	.0500	6/04/10	.050	68,944.34	68,944.34	68,944.34	6/06/08
186706	303	RMG	LD0808021	WESTERN RESERVE BANK	.0500	6/04/10	.050	45,019.97	45,019.97	45,019.97	6/06/08
186707	303	RMG	LD0808039	FIRST CITIZENS NATIONAL BANK	.0500	6/04/10	.050	139,570.97	139,570.97	139,570.97	6/06/08
186708	303	RMG	LD0808047	HOME SAVINGS & LOAN CO YOUNGSTOWN	.0500	6/04/10	.050	170,000.00	170,000.00	170,000.00	6/06/08
186710	303	RMG	LD0808054	SUTTON BANK	.0500	6/04/10	.050	41,966.89	41,966.89	41,966.89	6/06/08
186715	303	RMG	LD0808062	WESBANKO BANK, INC	.0500	6/04/10	.050	46,131.75	46,131.75	46,131.75	6/06/08
186725	303	RMG	LD0808070	COMMERCIAL & SAVINGS BANK, MILLIE	.0500	6/09/10	.050	93,873.12	93,873.12	93,873.12	6/09/08
186726	303	RMG	LD0808088	FIRST CITIZENS NATIONAL BANK	.0500	6/09/10	.050	30,539.98	30,539.98	30,539.98	6/09/08
186727	303	RMG	LD0808096	WESTERN RESERVE BANK	.0500	6/09/10	.050	289,404.82	289,404.82	289,404.82	6/09/08
186730	303	RMG	LD0808104	HUNTINGTON NATIONAL BANK, NA	.0500	6/09/10	.050	79,136.75	79,136.75	79,136.75	6/09/08
186731	303	RMG	LD0808112	HUNTINGTON NATIONAL BANK, NA	.0500	6/09/10	.050	100,000.00	100,000.00	100,000.00	6/09/08
186732	303	RMG	LD0808120	HUNTINGTON NATIONAL BANK, NA	.0500	6/09/10	.050	300,000.00	300,000.00	300,000.00	6/09/08
186750	303	RMG	LD0808138	FIRST NATIONAL BANK, PANDORA	.0500	6/09/10	.050	400,000.00	400,000.00	400,000.00	6/09/08
186753	303	RMG	LD0808146	FIRST FEDERAL BANK OF THE MIDWEST	.0500	6/10/10	.050	80,202.22	80,202.22	80,202.22	6/10/08
186760	303	RMG	LD0808153	FIRSTHERIT BANK, NA	.0500	6/10/10	.050	131,321.03	131,321.03	131,321.03	6/10/08
186761	303	RMG	LD0808161	FIRSTHERIT BANK, NA	.0500	6/10/10	.050	277,821.13	277,821.13	277,821.13	6/10/08
186762	303	RMG	LD0808179	NATIONAL CITY BANK	.0500	6/10/10	.050	190,830.90	190,830.90	190,830.90	6/10/08
186763	303	RMG	LD0808187	CITIZENS NATIONAL OF BLUFFTON	.0500	6/10/10	.050	348,519.04	348,519.04	348,519.04	6/10/08
186764	303	RMG	LD0808195	FIRST PLACE BANK	.0500	6/10/10	.050	174,276.50	174,276.50	174,276.50	6/11/08
186770	303	RMG	LD0808203	NATIONAL CITY BANK	.0500	6/11/10	.050	182,923.91	182,923.91	182,923.91	6/11/08
186771	303	RMG	LD0808211	SECOND N.B., DIV OF PARK NB	.0500	6/11/10	.050	13,562.67	13,562.67	13,562.67	6/11/08
186772	303	RMG	LD0808229	FIRSTHERIT BANK, NA	.0500	6/11/10	.050	116,822.25	116,822.25	116,822.25	6/11/08
186773	303	RMG	LD0808237	CITIZENS SAVINGS BANK, MARTINS P	.0500	6/11/10	.050	239,648.29	239,648.29	239,648.29	6/12/08
186785	303	RMG	LD0808245	WESTERN RESERVE BANK	.0500	6/11/10	.050	145,081.75	145,081.75	145,081.75	6/12/08
186786	303	RMG	LD0808252	CITIZENS SAVINGS BANK, MARTINS P	.0500	6/11/10	.050	88,660.56	88,660.56	88,660.56	6/12/08
186787	303	RMG	LD0808260	CITIZENS SAVINGS BANK, MARTINS P	.0500	6/11/10	.050	268,977.89	268,977.89	268,977.89	6/12/08
186788	303	RMG	LD0808278	NATIONAL BANK OF OAK HARBOR	.0500	6/11/10	.050	395,974.74	395,974.74	395,974.74	6/12/08
186789	303	RMG	LD0808286	OBGOOD STATE BANK	.0500	6/11/10	.050	24,039.40	24,039.40	24,039.40	6/12/08
186790	303	RMG	LD0808294	ADVANTAGE BANK	.0500	6/11/10	.050	137,497.94	137,497.94	137,497.94	6/12/08
186800	303	RMG	LD0808302	ARLINGTON BANK	.0500	6/11/10	.050	319,875.26	319,875.26	319,875.26	6/12/08
186802	303	RMG	LD0808310	AMERICAN SAVINGS BANK, PSB	.0500	6/11/10	.050	201,545.63	201,545.63	201,545.63	6/13/08
186813	303	RMG	LD0808328	CORTLAND SAVINGS & BANKING CO	.0500	6/11/10	.050	201,545.63	201,545.63	201,545.63	6/13/08

PGM: INV8 MONTHEND INVENTORY
 SOURCE: VIRTUALIZED
 MODEL: INVENTORY
 BASIS: SETTLEMENT
 AS-OF: 4/30/09

K E V I N L. B O Y C E
 T R E A S U R E R , S T A T E O F O H I O

I N V E S T M E N T I N V E N T O R Y
 SETTLED POSITIONS AS OF: 4/30/09

INVT#	FOND	FOND G	CUSIP	DESCRIPTION	RATE	MATURITY	YIELD	PAR AMOUNT	BOOK VALUE	US\$ MARKET	LSR	PUR
186928	303	REG	LD0808740	FARMERS CITIZENS BANK, BOCYRUS	.0500	6/18/10	.050	140,280.56	140,280.56	140,280.56	6/20/08	
186929	303	REG	LD0808757	FARMERS CITIZENS BANK, BOCYRUS	.0500	6/18/10	.050	391,410.64	391,410.64	391,410.64	6/20/08	
186948	303	REG	LD0808765	HUNTINGTON NATIONAL BANK, NA	.0500	6/23/10	.050	350,000.00	350,000.00	350,000.00	6/23/08	
186949	303	REG	LD0808773	FARMERS & MERCHANTS STATE BANK	.0500	6/23/10	.050	276,759.46	276,759.46	276,759.46	6/23/08	
186950	303	REG	LD0808781	COMMERCIAL & SAVINGS BANK, MIDDLE	.0500	6/23/10	.050	94,728.70	94,728.70	94,728.70	6/23/08	
186952	303	REG	LD0808799	COMMERCIAL NATIONAL BANK	.0500	6/23/10	.050	154,079.53	154,079.53	154,079.53	6/23/08	
186973	303	REG	LD0808807	HUNTINGTON NATIONAL BANK, NA	.0500	6/24/10	.050	92,299.21	92,299.21	92,299.21	6/24/08	
186974	303	REG	LD0808815	ADVANTAGE BANK	.0500	6/24/10	.050	343,311.87	343,311.87	343,311.87	6/24/08	
186975	303	REG	LD0808823	INSTIGT BANK	.0500	6/24/10	.050	100,000.00	100,000.00	100,000.00	6/24/08	
186978	303	REG	LD0808831	COMMERCIAL NATIONAL BANK	.0500	6/24/10	.050	275,000.00	275,000.00	275,000.00	6/24/08	
186979	303	REG	LD0808849	CONSUMERS NATIONAL BANK	.0500	6/24/10	.050	289,510.55	289,510.55	289,510.55	6/24/08	
186981	303	REG	LD0808856	CONSUMERS NATIONAL BANK	.0500	6/24/10	.050	195,916.11	195,916.11	195,916.11	6/24/08	
186986	303	REG	LD0808864	KILBUCK SAVINGS BANK CO.	.0500	6/24/10	.050	250,000.00	250,000.00	250,000.00	6/24/08	
186992	303	REG	LD0808872	WESTFIELD BANK, PSB	.0500	6/25/10	.050	244,461.80	244,461.80	244,461.80	6/25/08	
186993	303	REG	LD0808880	NATIONAL CITY BANK	.0500	6/25/10	.050	325,000.00	325,000.00	325,000.00	6/25/08	
186994	303	REG	LD0808898	CITIZENS SAVINGS BANK, MARTINS P	.0500	6/25/10	.050	45,188.04	45,188.04	45,188.04	6/25/08	
186995	303	REG	LD0808906	SECOND N.B., DIV OF PARK NB	.0500	6/25/10	.050	65,869.97	65,869.97	65,869.97	6/25/08	
186997	303	REG	LD0808914	NATIONAL CITY BANK	.0500	6/25/10	.050	268,506.03	268,506.03	268,506.03	6/25/08	
187002	303	REG	LD0808922	CITIZENS SAVINGS BANK, MARTINS P	.0500	6/25/10	.050	350,376.79	350,376.79	350,376.79	6/25/08	
187004	303	REG	LD0808930	FIRST PLACE BANK	.0500	6/25/10	.050	117,498.68	117,498.68	117,498.68	6/25/08	
187012	303	REG	LD0808948	ADVANTAGE BANK	.0500	6/25/10	.050	91,212.11	91,212.11	91,212.11	6/25/08	
187013	303	REG	LD0808955	PARK NATIONAL BANK	.0500	6/25/10	.050	118,591.50	118,591.50	118,591.50	6/25/08	
187014	303	REG	LD0808963	COMMERCIAL NATIONAL BANK	.0500	6/25/10	.050	45,380.18	45,380.18	45,380.18	6/25/08	
187031	303	REG	LD0808971	RICHLAND TRUST CO, DIV PARK NB	.0500	6/25/10	.050	220,467.49	220,467.49	220,467.49	6/25/08	
187032	303	REG	LD0808989	NATIONAL BANK & TRUST COMPANY	.0500	6/25/10	.050	67,148.07	67,148.07	67,148.07	6/27/08	
187034	303	REG	LD0809003	FIRSTSTATE BANK, NA	.0500	6/25/10	.050	362,271.80	362,271.80	362,271.80	6/27/08	
187055	303	REG	LD0809011	FIRST FEDERAL BANK OF THE MIDWEST	.0500	6/30/10	.050	131,787.31	131,787.31	131,787.31	6/30/08	
187056	303	REG	LD0809029	FIRST PLACE BANK	.0500	6/30/10	.050	56,010.04	56,010.04	56,010.04	6/30/08	
187057	303	REG	LD0809037	NATIONAL CITY BANK	.0500	6/30/10	.050	376,921.89	376,921.89	376,921.89	6/30/08	
187059	303	REG	LD0809052	NATIONAL CITY BANK	.0500	6/30/10	.050	177,510.44	177,510.44	177,510.44	6/30/08	
187060	303	REG	LD0809060	NATIONAL CITY BANK	.0500	6/30/10	.050	200,000.00	200,000.00	200,000.00	6/30/08	
187061	303	REG	LD0809078	ADVANTAGE BANK	.0500	6/30/10	.050	194,251.81	194,251.81	194,251.81	6/30/08	
187062	303	REG	LD0809096	UNION BANK COMPANY, COLS GROVE	.0500	6/30/10	.050	395,749.18	395,749.18	395,749.18	6/30/08	
187063	303	REG	LD0809094	LIBERTY SAVINGS BANK	.0500	6/30/10	.050	178,074.74	178,074.74	178,074.74	6/30/08	
187064	303	REG	LD0809102	WESTFIELD BANK, PSB	.0500	6/30/10	.050	400,000.00	400,000.00	400,000.00	6/30/08	
187065	303	REG	LD0809110	WESTFIELD BANK, PSB	.0500	6/30/10	.050	195,042.37	195,042.37	195,042.37	6/30/08	
187068	303	REG	LD0809128	NATIONAL CITY BANK	.0500	6/30/10	.050	203,205.00	203,205.00	203,205.00	6/30/08	
187087	303	REG	LD0900018	HUNTINGTON NATIONAL BANK, NA	.0500	7/01/10	.050	150,000.00	150,000.00	150,000.00	7/01/08	
187088	303	REG	LD0900026	HUNTINGTON NATIONAL BANK, NA	.0500	7/01/10	.050	110,148.11	110,148.11	110,148.11	7/01/08	

PGM: INVS MONTHEND_INVENTORY
 SOURCE: VLSU10RD
 MODEL: INVENTORY
 BASIS: SETTLEMENT
 AS-OF: 4/30/09

K E V I N L. B O Y C E
 T R E A S U R E R , S T A T E O F O R I O

I N V E S T M E N T I N V E N T O R Y
 SETTLED POSITIONS AS OF: 4/30/09

INVT#	FUND	FUND G	CURIE	DESCRIPTION	RATE	MATURITY	YIELD	PAR AMOUNT	BOOK-VALUE	US\$-MARKET	1ST-PRI
187247	303 REG		LD0900463	ADVANTAGE BANK	.0500	7/09/10	.050	395,080.65	395,080.65	395,080.65	7/10/08
187248	303 REG		LD0900471	FARMERS NATIONAL BANK, CANFIELD	.0500	7/09/10	.050	394,664.04	394,664.04	394,664.04	7/10/08
187249	303 REG		LD0900489	WESTFIELD BANK, PSB	.0500	7/09/10	.050	383,646.74	383,646.74	383,646.74	7/10/08
187250	303 REG		LD0900497	CITIZENS NATIONAL OF HUDFOTON	.0500	7/09/10	.050	95,755.02	95,755.02	95,755.02	7/10/08
187251	303 REG		LD0900505	FIRST CITIZENS NATIONAL BANK	.0500	7/09/10	.050	105,000.00	105,000.00	105,000.00	7/10/08
187252	303 REG		LD0900513	KEYBANK, NA	.0500	7/09/10	.050	355,000.00	355,000.00	355,000.00	7/10/08
187253	303 REG		LD0900521	FIRST FINANCIAL BANK, NA	.0500	7/09/10	.050	358,333.35	358,333.35	358,333.35	7/10/08
187254	303 REG		LD0900539	KEYBANK, NA	.0500	7/09/10	.050	72,011.17	72,011.17	72,011.17	7/11/08
187255	303 REG		LD0900547	FIRST FEDERAL BANK OF THE MIDWEST	.0500	7/09/10	.050	300,000.00	300,000.00	300,000.00	7/11/08
187256	303 REG		LD0900554	CORTLAND SAVINGS & BANKING CO	.0500	7/09/10	.050	227,788.08	227,788.08	227,788.08	7/11/08
187257	303 REG		LD0900562	FARMERS CITIZENS BANK, BUCYRUS	.0500	7/09/10	.050	326,318.81	326,318.81	326,318.81	7/11/08
187258	303 REG		LD0900570	NATIONAL CITY BANK	.0500	7/09/10	.050	289,980.45	289,980.45	289,980.45	7/11/08
187259	303 REG		LD0900588	NATIONAL CITY BANK	.0500	7/09/10	.050	371,438.08	371,438.08	371,438.08	7/11/08
187270	303 REG		LD0900596	NATIONAL CITY BANK	.0500	7/09/10	.050	88,761.17	88,761.17	88,761.17	7/11/08
187271	303 REG		LD0900604	FIRSTMERIT BANK, NA	.0500	7/09/10	.050	161,313.88	161,313.88	161,313.88	7/11/08
187272	303 REG		LD0900612	FIRSTMERIT BANK, NA	.0500	7/09/10	.050	18,790.97	18,790.97	18,790.97	7/11/08
187273	303 REG		LD0900620	FARMERS & MERCHANTS STATE BANK	.0500	7/09/10	.050	32,871.61	32,871.61	32,871.61	7/11/08
187275	303 REG		LD0900638	COMMERCE NATIONAL BANK	.0500	7/09/10	.050	218,200.20	218,200.20	218,200.20	7/11/08
187289	303 REG		LD0900646	COMMERCE NATIONAL BANK	.0500	7/09/10	.050	78,585.17	78,585.17	78,585.17	7/14/08
187290	303 REG		LD0900653	LCNB NATIONAL BANK	.0500	7/14/10	.050	45,712.05	45,712.05	45,712.05	7/14/08
187298	303 REG		LD0900661	OSGOOD STATE BANK	.0500	7/14/10	.050	53,481.23	53,481.23	53,481.23	7/14/08
187300	303 REG		LD0900679	SHERWOOD STATE BANK	.0500	7/14/10	.050	300,000.00	300,000.00	300,000.00	7/14/08
187301	303 REG		LD0900687	COMMERCE NATIONAL BANK	.0500	7/14/10	.050	48,245.86	48,245.86	48,245.86	7/14/08
187302	303 REG		LD0900695	ADVANTAGE BANK	.0500	7/14/10	.050	88,753.30	88,753.30	88,753.30	7/14/08
187303	303 REG		LD0900703	SIGNATURE BANK, N.A.	.0500	7/14/10	.050	42,786.46	42,786.46	42,786.46	7/14/08
187305	303 REG		LD0900711	NATIONAL BANK & TRUST COMPANY	.0500	7/14/10	.050	302,040.03	302,040.03	302,040.03	7/14/08
187306	303 REG		LD0900729	NATIONAL CITY BANK	.0500	7/14/10	.050	107,981.48	107,981.48	107,981.48	7/14/08
187307	303 REG		LD0900737	NATIONAL CITY BANK	.0500	7/14/10	.050	105,039.07	105,039.07	105,039.07	7/14/08
187308	303 REG		LD0900745	NATIONAL CITY BANK	.0500	7/14/10	.050	175,035.67	175,035.67	175,035.67	7/14/08
187310	303 REG		LD0900752	KILLBOCK SAVINGS BANK CO.	.0500	7/14/10	.050	254,582.19	254,582.19	254,582.19	7/14/08
187309	303 REG		LD0900778	HEARSTLAND BANK	.0500	7/14/10	.050	375,000.00	375,000.00	375,000.00	7/15/08
187319	303 REG		LD0900786	HUNTINGTON NATIONAL BANK, NA	.0500	7/15/10	.050	34,593.64	34,593.64	34,593.64	7/15/08
187320	303 REG		LD0900794	AMERICAN SAVINGS BANK, NA	.0500	7/15/10	.050	198,740.13	198,740.13	198,740.13	7/15/08
187321	303 REG		LD0900802	WESTFIELD BANK, PSB	.0500	7/15/10	.050	383,897.67	383,897.67	383,897.67	7/15/08
187322	303 REG		LD0900810	GENOA BANKING COMPANY	.0500	7/15/10	.050	168,685.08	168,685.08	168,685.08	7/15/08
187323	303 REG		LD0900828	NATIONAL CITY BANK	.0500	7/16/10	.050	108,951.11	108,951.11	108,951.11	7/16/08
187329	303 REG		LD0900836	FARMERS CITIZENS BANK, BUCYRUS	.0500	7/16/10	.050	250,000.00	250,000.00	250,000.00	7/17/08
187334	303 REG		LD0900844	U. S. BANK, N.A.	.0500	7/16/10	.050	390,587.99	390,587.99	390,587.99	7/16/08

PC#: IAVS MONTHEND INVENTORY
 SOURCE: VISUALQED
 MODEL: INVENTORY
 BASIS: SETTLEMENT
 AS-OF: 4/30/09

KEVIN L. BOYCE
 TREASURER, STATE OF OHIO

INVESTMENT INVENTORY
 SETTLED POSITIONS AS OF: 4/30/09

PAGE: 31

QED/99.01.V-K6.2

INVT#	FUND	FUND G	CUSIP	DESCRIPTION	RATE	MATURITY	YIELD	PAR AMOUNT	BOOK VALUE	US\$ MAXPRT	1ST PUR
187493	303	REG	LD0901255	ADVANTAGE BANK	.0500	7/30/10	.050	338,520.34	338,520.34	338,520.34	7/30/08
187494	303	REG	LD0901263	HEARTLAND BANK	.0500	7/30/10	.050	45,118.58	45,118.58	45,118.58	7/30/08
187507	303	REG	LD0901271	STATE BANK & TRUST COMPANY	.0500	7/30/10	.050	400,000.00	400,000.00	400,000.00	7/31/08
187508	303	REG	LD0901289	SIGNATURE BANK, N.A.	.0500	7/30/10	.050	395,576.87	395,576.87	395,576.87	7/31/08
187509	303	REG	LD0901297	SIGNATURE BANK, N.A.	.0500	7/30/10	.050	395,574.68	395,574.68	395,574.68	7/31/08
187511	303	REG	LD0901313	COMMUNITY BANK, CROOKSVILLE	.0500	7/30/10	.050	365,973.98	365,973.98	365,973.98	7/31/08
187512	303	REG	LD0901321	WEBBANK BANK, INC	.0500	7/30/10	.050	276,734.41	276,734.41	276,734.41	7/31/08
187519	303	REG	LD0901339	PARK NATIONAL BANK	.0500	7/30/10	.050	133,020.15	133,020.15	133,020.15	8/01/08
187520	303	REG	LD0901347	COMMERCIAL & SAVINGS BANK, MILLIE	.0500	7/30/10	.050	387,017.75	387,017.75	387,017.75	8/01/08
187521	303	REG	LD0901354	OLD FORT BANKING COMPANY	.0500	7/30/10	.050	231,295.33	231,295.33	231,295.33	8/01/08
187522	303	REG	LD0901362	FIRSTMERRIT BANK, NA	.0500	7/30/10	.050	362,148.90	362,148.90	362,148.90	8/01/08
187523	303	REG	LD0901370	FIFTH THIRD BANK	.0500	7/30/10	.050	399,998.89	399,998.89	399,998.89	8/01/08
187524	303	REG	LD0901388	CONSUMERS NATIONAL BANK	.0500	7/30/10	.050	314,483.10	314,483.10	314,483.10	8/01/08
187528	303	REG	LD0901396	FARMERS NATIONAL BANK, CANFIELD	.0500	7/30/10	.050	190,049.45	190,049.45	190,049.45	8/01/08
187529	303	REG	LD0901404	FARMERS NATIONAL BANK, CANFIELD	.0500	7/30/10	.050	192,343.85	192,343.85	192,343.85	8/01/08
187530	303	REG	LD0901412	CITIZENS SAVINGS BANK, MARTINS P	.0500	7/30/10	.050	300,454.17	300,454.17	300,454.17	8/01/08
187537	303	REG	LD0901420	HUNTINGTON NATIONAL BANK, NA	.0500	8/04/10	.050	252,853.81	252,853.81	252,853.81	8/04/08
187538	303	REG	LD0901438	HUNTINGTON NATIONAL BANK, NA	.0500	8/04/10	.050	97,251.45	97,251.45	97,251.45	8/04/08
187545	303	REG	LD0901453	LIBERTY SAVINGS BANK	.0500	8/04/10	.050	78,212.71	78,212.71	78,212.71	8/04/08
187546	303	REG	LD0901461	LIBERTY SAVINGS BANK	.0500	8/04/10	.050	79,810.58	79,810.58	79,810.58	8/04/08
187547	303	REG	LD0901479	CITIZENS NATIONAL OF BLDGETTON	.0500	8/04/10	.050	65,000.00	65,000.00	65,000.00	8/04/08
187548	303	REG	LD0901487	FIRST CITIZENS NATIONAL BANK	.0500	8/04/10	.050	123,510.99	123,510.99	123,510.99	8/04/08
187556	303	REG	LD0901495	NATIONAL CITY BANK	.0500	8/05/10	.050	400,000.00	400,000.00	400,000.00	8/05/08
187557	303	REG	LD0901503	FARMERS CITIZENS BANK, BUCYRUS	.0500	8/05/10	.050	291,241.08	291,241.08	291,241.08	8/05/08
187558	303	REG	LD0901529	LIBERTY SAVINGS BANK	.0500	8/06/10	.050	117,530.07	117,530.07	117,530.07	8/05/08
187580	303	REG	LD0901537	CITIZENS SAVINGS BANK, MARTINS P	.0500	8/06/10	.050	135,855.86	135,855.86	135,855.86	8/06/08
187581	303	REG	LD0901545	FARMERS NATIONAL BANK, CANFIELD	.0500	8/06/10	.050	169,338.96	169,338.96	169,338.96	8/06/08
187583	303	REG	LD0901556	NATIONAL CITY BANK	.0500	8/06/10	.050	92,550.23	92,550.23	92,550.23	8/06/08
187584	303	REG	LD0901578	ADVANTAGE BANK	.0500	8/06/10	.050	181,856.79	181,856.79	181,856.79	8/06/08
187598	303	REG	LD0901586	FIFTH THIRD BANK	.0500	8/06/10	.050	350,000.00	350,000.00	350,000.00	8/07/08
187597	303	REG	LD0901594	WESTFIELD BANK, PSB	.0500	8/06/10	.050	144,062.15	144,062.15	144,062.15	8/07/08
187601	303	REG	LD0901610	CITIZENS NATIONAL BANK, CHILLICO	.0500	8/06/10	.050	72,314.94	72,314.94	72,314.94	8/07/08
187611	303	REG	LD0901628	NATIONAL CITY BANK	.0500	8/06/10	.050	68,581.38	68,581.38	68,581.38	8/08/08
187612	303	REG	LD0901636	STATE BANK & TRUST COMPANY	.0500	8/06/10	.050	170,002.40	170,002.40	170,002.40	8/08/08
187613	303	REG	LD0901651	FIFTH THIRD BANK	.0500	8/06/10	.050	150,000.00	150,000.00	150,000.00	8/08/08
187616	303	REG	LD0901669	LIBERTY SAVINGS BANK	.0500	8/06/10	.050	147,846.44	147,846.44	147,846.44	8/08/08
187617	303	REG	LD0901677	HUNTINGTON NATIONAL BANK, NA	.0500	8/11/10	.050	395,091.99	395,091.99	395,091.99	8/08/08
187618	303	REG			.0500	8/11/10	.050	52,491.71	52,491.71	52,491.71	8/11/08

PGM: INVS_MONTHEHD_INVENTORY
 SOURCE: VISUALCSD
 MODEL: INVENTORY
 BASIS: SETTLEMENT
 AS-OF: 4/30/09

K E V I N L. B O Y C E
 T R E A S U R E R , S T A T E O F O H I O

I N V E S T M E N T I N V E N T O R Y
 SETTLED POSITIONS AS OF: 4/30/09

INVS#	FUND	FUND C	CUSIP	DESCRIPTION	RATE	MATURITY	YIELD	PAR AMOUNT	BOOK VALUE	US\$ MARKET	LSY	PDR
187758	303	RBG	LD0902097	KEYBANK, NA	.1500	8/20/10	.150	167,488.42	167,488.42	167,488.42	8/20/08	
187760	303	RBG	LD0902113	NATIONAL BANK OF OAK HARBOR	.1500	8/20/10	.150	283,814.45	283,814.45	283,814.45	8/20/08	
187761	303	RBG	LD0902121	OSGOOD STATE BANK	.1500	8/20/10	.150	26,490.15	26,490.15	26,490.15	8/20/08	
187762	303	RBG	LD0902139	CORTLAND SAVINGS & BANKING CO	.1500	8/20/10	.150	43,118.82	43,118.82	43,118.82	8/20/08	
187779	303	RBG	LD0902147	FIRST FEDERAL COMMUNITY BK DOVER	.1500	8/20/10	.150	185,824.10	185,824.10	185,824.10	8/21/08	
187781	303	RBG	LD0902154	NATIONAL CITY BANK	.1500	8/20/10	.150	139,284.54	139,284.54	139,284.54	8/21/08	
187784	303	RBG	LD0902170	FIRST-KNOX N.B., DIV OF PARK NB	.1500	8/20/10	.150	289,024.66	289,024.66	289,024.66	8/21/08	
187785	303	RBG	LD0902188	UNITED BANK N.A., DIV OF PARK NB	.1500	8/20/10	.150	80,258.26	80,258.26	80,258.26	8/21/08	
187786	303	RBG	LD0902196	HEARTLAND BANK	.1500	8/20/10	.150	222,952.73	222,952.73	222,952.73	8/21/08	
187787	303	RBG	LD0902204	AMERICAN SAVINGS BANK, PSB	.1500	8/20/10	.150	98,039.50	98,039.50	98,039.50	8/21/08	
187805	303	RBG	LD0902212	NATIONAL CITY BANK	.1500	8/20/10	.150	117,211.62	117,211.62	117,211.62	8/22/08	
187806	303	RBG	LD0902220	NATIONAL CITY BANK	.1500	8/20/10	.150	158,603.64	158,603.64	158,603.64	8/22/08	
187807	303	RBG	LD0902238	NATIONAL CITY BANK	.1500	8/20/10	.150	337,500.00	337,500.00	337,500.00	8/22/08	
187808	303	RBG	LD0902246	ADVANTAGE BANK	.1500	8/20/10	.150	18,099.14	18,099.14	18,099.14	8/22/08	
187809	303	RBG	LD0902253	FIRST FEDERAL BANK OF THE MIDWEST	.1500	8/20/10	.150	58,360.87	58,360.87	58,360.87	8/22/08	
187810	303	RBG	LD0902261	UNITED BANK N.A., DIV OF PARK NB	.1500	8/20/10	.150	157,603.33	157,603.33	157,603.33	8/22/08	
187811	303	RBG	LD0902279	CORTLAND SAVINGS & BANKING CO	.1500	8/20/10	.150	155,644.78	155,644.78	155,644.78	8/22/08	
187812	303	RBG	LD0902287	CORTLAND SAVINGS & BANKING CO	.1500	8/20/10	.150	96,744.71	96,744.71	96,744.71	8/22/08	
187822	303	RBG	LD0902295	NATIONAL CITY BANK	.1500	8/25/10	.150	294,844.94	294,844.94	294,844.94	8/25/08	
187827	303	RBG	LD0902311	FIRSTMERRIT BANK, NA	.1500	8/25/10	.150	140,736.64	140,736.64	140,736.64	8/25/08	
187828	303	RBG	LD0902329	KEYBANK, NA	.1500	8/25/10	.150	326,501.97	326,501.97	326,501.97	8/25/08	
187825	303	RBG	LD0902303	HUNTINGTON NATIONAL BANK, NA	.1500	8/26/10	.150	150,000.00	150,000.00	150,000.00	8/26/08	
187833	303	RBG	LD0902337	CITIZENS NATIONAL OF BLODFETON	.1500	8/26/10	.150	400,000.00	400,000.00	400,000.00	8/26/08	
187834	303	RBG	LD0902345	FIRST CITIZENS NATIONAL BANK	.1500	8/26/10	.150	130,062.00	130,062.00	130,062.00	8/26/08	
187836	303	RBG	LD0902360	PARK NATIONAL BANK	.1500	8/26/10	.150	50,000.00	50,000.00	50,000.00	8/26/08	
187843	303	RBG	LD0902378	NATIONAL CITY BANK	.1500	8/27/10	.150	112,055.56	112,055.56	112,055.56	8/26/08	
187844	303	RBG	LD0902386	NATIONAL CITY BANK	.1500	8/27/10	.150	67,008.68	67,008.68	67,008.68	8/27/08	
187845	303	RBG	LD0902394	NATIONAL CITY BANK	.1500	8/27/10	.150	371,564.20	371,564.20	371,564.20	8/27/08	
187846	303	RBG	LD0902402	HUNTINGTON NATIONAL BANK, NA	.1500	8/27/10	.150	392,417.00	392,417.00	392,417.00	8/28/08	
187847	303	RBG	LD0902410	LIBERTY NATIONAL BANK	.1500	8/27/10	.150	393,423.32	393,423.32	393,423.32	8/27/08	
187848	303	RBG	LD0902428	CITIZENS SAVINGS BANK, MARTINS F	.1500	8/27/10	.150	99,715.87	99,715.87	99,715.87	8/27/08	
187849	303	RBG	LD0902436	PROBLES BANK, N.A. MARIETTA	.1500	8/27/10	.150	42,687.33	42,687.33	42,687.33	8/27/08	
187850	303	RBG	LD0902444	CORTLAND SAVINGS & BANKING CO	.1500	8/27/10	.150	71,933.02	71,933.02	71,933.02	8/27/08	
187851	303	RBG	LD0902451	HUNTINGTON NATIONAL BANK, NA	.1500	8/27/10	.150	44,647.45	44,647.45	44,647.45	8/28/08	
187852	303	RBG	LD0902469	HUNTINGTON NATIONAL BANK, NA	.1500	8/27/10	.150	56,741.07	56,741.07	56,741.07	8/28/08	
187859	303	RBG	LD0902477	CHARTER ONE MAIN BR BBS CITIZENS	.1500	8/27/10	.150	250,000.00	250,000.00	250,000.00	8/28/08	
187860	303	RBG	LD0902485	COMMUNITY BANK, CROOKSVILLE	.1500	8/27/10	.150	225,310.88	225,310.88	225,310.88	8/28/08	
187861	303	RBG	LD0902493	OLD FORT BANKING COMPANY	.1500	8/27/10	.150	369,340.81	369,340.81	369,340.81	8/28/08	
187862	303	RBG	LD0902501	FIRSTMERRIT BANK, NA	.1500	8/27/10	.150	392,325.91	392,325.91	392,325.91	8/28/08	

PFM: INVS MONTHEND INVENTORY
 SOURCE: VENDOR MODEL: INVENTORY
 BASIS: SETTLEMENT AS-OF: 4/30/09

KEVIN L. BOYCE
 TREASURER, STATE OF OHIO

INVENTORY STATEMENT
 SETTLED POSITIONS AS OF: 4/30/09

PAGE: 35

QED/99.01.V-X6.2

INVS#	FUND	FUND G	CUSTID	DESCRIPTION	RATE	MATURITY	YIELD	PAR AMOUNT	BOOK VALUE	US\$ MARKET	1ST PUR
187986	303 REG		LD09029307	NATIONAL CITY BANK	.1500	9/03/10	.150	367,819.37	367,819.37	367,819.37	9/05/08
187987	303 REG		LD0902915	NATIONAL CITY BANK	.1500	9/03/10	.150	400,000.00	400,000.00	400,000.00	9/05/08
187988	303 REG		LD0902923	SUTTON BANK	.1500	9/03/10	.150	150,000.00	150,000.00	150,000.00	9/05/08
187989	303 REG		LD0902931	NATIONAL CITY BANK	.1500	9/03/10	.150	400,000.00	400,000.00	400,000.00	9/05/08
187990	303 REG		LD0902949	NATIONAL CITY BANK	.1500	9/03/10	.150	203,673.38	203,673.38	203,673.38	9/05/08
187991	303 REG		LD0902956	CHARTER ONE MAIN BR BBS CITIZENS	.1500	9/03/10	.150	95,000.00	95,000.00	95,000.00	9/05/08
187992	303 REG		LD0902964	PORT JENNINGS STATE BANK	.1500	9/03/10	.150	302,258.62	302,258.62	302,258.62	9/05/08
187980	303 REG		LD0902972	FIRST NATIONAL BANK, PANDORA	.1500	9/03/10	.150	60,000.00	60,000.00	60,000.00	9/05/08
187999	303 REG		LD0902980	REPUBLIC BANKING COMPANY	.1500	9/03/10	.150	156,787.68	156,787.68	156,787.68	9/05/08
188001	303 REG		LD0902998	PARK NATIONAL BANK	.1500	9/08/10	.150	369,344.38	369,344.38	369,344.38	9/08/08
188003	303 REG		LD0903004	ADVANTAGE BANK	.1500	9/08/10	.150	55,000.00	55,000.00	55,000.00	9/08/08
188004	303 REG		LD0903012	FIRST NATIONAL BANK, BELLEVUE	.1500	9/08/10	.150	97,774.11	97,774.11	97,774.11	9/08/08
188017	303 REG		LD0903020	FIRST FINANCIAL BANK, NA	.1500	9/09/10	.150	110,252.59	110,252.59	110,252.59	9/09/08
188018	303 REG		LD0903038	CITIZENS BANKING CO., SANDUSKY	.1500	9/09/10	.150	45,369.80	45,369.80	45,369.80	9/09/08
188019	303 REG		LD0903046	PEOPLES SAVINGS BANK, NEW METAMOR	.1500	9/09/10	.150	18,602.11	18,602.11	18,602.11	9/09/08
188020	303 REG		LD0903053	FIRST PLACE BANK	.1500	9/09/10	.150	134,201.62	134,201.62	134,201.62	9/09/08
188021	303 REG		LD0903061	HUNTINGTON NATIONAL BANK, NA	.1500	9/09/10	.150	223,926.12	223,926.12	223,926.12	9/09/08
188025	303 REG		LD0903079	FIRST NATIONAL BANK, GREENVILLE	.0500	9/10/10	.050	323,851.33	323,851.33	323,851.33	9/10/08
188026	303 REG		LD0903095	NATIONAL CITY BANK	.1500	9/10/10	.150	52,856.12	52,856.12	52,856.12	9/10/08
188028	303 REG		LD0903103	NATIONAL CITY BANK	.1500	9/10/10	.150	164,742.94	164,742.94	164,742.94	9/10/08
188030	303 REG		LD0903129	NATIONAL CITY BANK	.1500	9/10/10	.150	131,722.46	131,722.46	131,722.46	9/10/08
188031	303 REG		LD0903137	NATIONAL CITY BANK	.1500	9/10/10	.150	351,851.42	351,851.42	351,851.42	9/10/08
188032	303 REG		LD0903145	NATIONAL CITY BANK	.1500	9/10/10	.150	68,835.52	68,835.52	68,835.52	9/10/08
188033	303 REG		LD0903152	HENRY COUNTY BANK	.1500	9/10/10	.150	94,497.50	94,497.50	94,497.50	9/10/08
188034	303 REG		LD0903160	HENRY COUNTY BANK	.1500	9/10/10	.150	234,696.30	234,696.30	234,696.30	9/10/08
188035	303 REG		LD0903178	CITIZENS SAVINGS BANK, MARTINS F	.1500	9/10/10	.150	381,692.52	381,692.52	381,692.52	9/10/08
188036	303 REG		LD0903186	CITIZENS SAVINGS BANK, MARTINS F	.1500	9/10/10	.150	45,887.09	45,887.09	45,887.09	9/10/08
188037	303 REG		LD0903194	CONMERCE NATIONAL BANK	.1500	9/10/10	.150	148,667.79	148,667.79	148,667.79	9/10/08
188038	303 REG		LD0903202	U.S. BANK, N.A.	.1500	9/10/10	.150	41,205.00	41,205.00	41,205.00	9/10/08
188042	303 REG		LD0903210	CITIZENS NATIONAL OF BLUEFORD	.1500	9/10/10	.150	186,549.52	186,549.52	186,549.52	9/10/08
188044	303 REG		LD0903228	SIGNATURE BANK, N.A.	.1500	9/10/10	.150	394,232.00	394,232.00	394,232.00	9/10/08
188051	303 REG		LD0903236	NATIONAL CITY BANK	.1500	9/10/10	.150	370,137.45	370,137.45	370,137.45	9/11/08
188075	303 REG		LD0903244	HUNTINGTON NATIONAL BANK, NA	.1500	9/10/10	.150	174,124.56	174,124.56	174,124.56	9/11/08
188080	303 REG		LD0903251	FARMERS & MERCHANTS STATE BANK	.1500	9/10/10	.150	167,772.03	167,772.03	167,772.03	9/12/08
188081	303 REG		LD0903269	FIRSTHERIT BANK, NA	.1500	9/10/10	.150	145,065.80	145,065.80	145,065.80	9/12/08
188093	303 REG		LD0903277	FIRSTHERIT BANK, NA	.1500	9/10/10	.150	282,788.30	282,788.30	282,788.30	9/12/08
188106	303 REG		LD0903285	NATIONAL CITY BANK	.1500	9/15/10	.150	361,731.98	361,731.98	361,731.98	9/15/08
188107	303 REG		LD0903293	HUNTINGTON NATIONAL BANK, NA	.1500	9/15/10	.150	277,602.87	277,602.87	277,602.87	9/15/08

PGM: INVS_NORTHEED_INVENTORY
 SOURCE: VISA10ED
 MODEL: INVENTORY
 BASIS: SETTLEMENT
 AS-OF: 4/30/09

K E V I N L. B O Y C E
 T R E A S U R E R , S T A T E O F O H I O

I N V E S T M E N T I N V E N T O R Y
 SETTLED POSITIONS AS OF: 4/30/09

INVT#	FOND	FOND G	CUSIP	DESCRIPTION	RATE	MATURITY	YIELD	PAR AMOUNT	BOOK VALUE	US\$-MARKET	1ST-PDR
188282	303	REG	LD0903699	OLD FORT BANKING COMPANY	.1500	9/24/10	.150	234,153.49	234,153.49	234,153.49	9/24/08
188283	303	REG	LD0903707	FIRSTMERIT BANK, NA	.1500	9/24/10	.150	384,982.01	384,982.01	384,982.01	9/24/08
188284	303	REG	LD0903715	WESTFIELD BANK, FSB	.1500	9/24/10	.150	400,000.00	400,000.00	400,000.00	9/24/08
188295	303	REG	LD0903723	WESHANCO BANK, INC	.1500	9/24/10	.150	74,067.76	74,067.76	74,067.76	9/25/08
188286	303	REG	LD0903731	CHAPTER ONE MAIN BR BBS CITIZENS	.1500	9/24/10	.150	350,000.00	350,000.00	350,000.00	9/24/08
188293	303	REG	LD0903749	NATIONAL CITY BANK	.1500	9/24/10	.150	242,319.67	242,319.67	242,319.67	9/24/08
188296	303	REG	LD0903756	CITIZENS SAVINGS BANK, MARTINS P	.1500	9/24/10	.150	45,882.02	45,882.02	45,882.02	9/25/08
188297	303	REG	LD0903764	OLD FORT BANKING COMPANY	.1500	9/24/10	.150	376,385.30	376,385.30	376,385.30	9/25/08
188298	303	REG	LD0903772	FIRST FEDERAL BANK OF THE MIDWEST	.1500	9/24/10	.150	400,000.00	400,000.00	400,000.00	9/25/08
188300	303	REG	LD0903780	FIRST FEDERAL BANK OF THE MIDWEST	.1500	9/24/10	.150	200,000.00	200,000.00	200,000.00	9/25/08
188303	303	REG	LD0903798	FIRST FEDERAL BANK OF THE MIDWEST	.1500	9/24/10	.150	200,000.00	200,000.00	200,000.00	9/25/08
188305	303	REG	LD0903806	AMERICAN SAVINGS BANK, FSB	.1500	9/24/10	.150	229,695.80	229,695.80	229,695.80	9/25/08
188321	303	REG	LD0903814	CITIZENS SAVINGS BANK, MARTINS P	.1500	9/24/10	.150	74,131.35	74,131.35	74,131.35	9/26/08
188322	303	REG	LD0903822	FARMERS NATIONAL BANK, CANFIELD	.1500	9/24/10	.150	142,035.88	142,035.88	142,035.88	9/26/08
188323	303	REG	LD0903830	NATIONAL CITY BANK	.1500	9/24/10	.150	201,078.80	201,078.80	201,078.80	9/26/08
188324	303	REG	LD0903848	NATIONAL CITY BANK	.1500	9/24/10	.150	58,179.68	58,179.68	58,179.68	9/26/08
188325	303	REG	LD0903855	UNION BANK COMPANY, COLS GROVE	.1500	9/24/10	.150	400,000.00	400,000.00	400,000.00	9/26/08
188326	303	REG	LD0903863	UNION BANK COMPANY, COLS GROVE	.1500	9/24/10	.150	400,000.00	400,000.00	400,000.00	9/26/08
188327	303	REG	LD0903871	UNITED BANK N.A., DIV OF PARK NB	.1500	9/24/10	.150	367,800.00	367,800.00	367,800.00	9/26/08
188343	303	REG	LD0903889	KETRAM, NA	.1500	9/29/10	.150	118,142.13	118,142.13	118,142.13	9/29/08
188344	303	REG	LD0903897	FIFTH THIRD BANK	.1500	9/30/10	.150	94,808.12	94,808.12	94,808.12	9/29/08
188354	303	REG	LD0903905	FIRST FEDERAL BANK OF THE MIDWEST	.1500	9/30/10	.150	258,472.76	258,472.76	258,472.76	9/30/08
188356	303	REG	LD0903913	DELAWARE COUNTY BANK & TRUST CO.	.1500	9/30/10	.150	112,776.38	112,776.38	112,776.38	9/30/08
188358	303	REG	LD0903921	U.S. BANK, N.A.	.1500	9/30/10	.150	49,501.21	49,501.21	49,501.21	9/30/08
188359	303	REG	LD0903939	U.S. BANK, N.A.	.1500	9/30/10	.150	309,627.56	309,627.56	309,627.56	9/30/08
188360	303	REG	LD0903947	CROGHAN COLONIAL BANK	.1500	9/30/10	.150	400,000.00	400,000.00	400,000.00	9/30/08
188361	303	REG	LD0903954	NORTHEAST SAVINGS BANK	.1500	9/30/10	.150	364,959.85	364,959.85	364,959.85	9/30/08
188365	303	REG	LD0903962	LIBERTY NATIONAL BANK	.1500	9/30/10	.150	247,993.94	247,993.94	247,993.94	9/30/08
188370	303	REG	LD0903970	FIRST FINANCIAL BANK, NA	.1500	9/30/10	.150	135,877.64	135,877.64	135,877.64	9/30/08
188378	303	REG	LD0903988	OLD FORT BANKING COMPANY	.1500	10/01/10	.150	308,338.71	308,338.71	308,338.71	10/01/08
188379	303	REG	LD0903996	OLD FORT BANKING COMPANY	.1500	10/01/10	.150	32,553.89	32,553.89	32,553.89	10/01/08
188381	303	REG	LD0904002	PARK NATIONAL BANK	.1500	10/01/10	.150	362,769.71	362,769.71	362,769.71	10/01/08
188382	303	REG	LD0904010	FIRST FEDERAL BANK OF THE MIDWEST	.1500	10/01/10	.150	209,314.50	209,314.50	209,314.50	10/01/08
188383	303	REG	LD0904028	NATIONAL CITY BANK	.1500	10/01/10	.150	185,459.35	185,459.35	185,459.35	10/01/08
188384	303	REG	LD0904036	OSGOOD STATE BANK	.1500	10/01/10	.150	47,570.05	47,570.05	47,570.05	10/01/08
188394	303	REG	LD0904044	ADVANTAGE BANK	.1500	10/01/10	.150	46,387.66	46,387.66	46,387.66	10/02/08
188395	303	REG	LD0904051	HEARLAND BANK	.1500	10/01/10	.150	400,000.00	400,000.00	400,000.00	10/02/08
188398	303	REG	LD0904069	U.S. BANK, N.A.	.1500	10/01/10	.150	137,357.58	137,357.58	137,357.58	10/02/08
188399	303	REG	LD0904077	CORTLAND SAVINGS & BANKING CO	.1500	10/01/10	.150	377,472.64	377,472.64	377,472.64	10/02/08

PGM: INVS_MONTHEND_INVENTORY
 SOURCE: VIMU10ED
 MODEL: INVENTORY
 BASIS: SETTLEMENT
 AS-OF: 4/30/09

KEVIN L. BOYCE
 T R A S U R E R , S T A T E O F O R I O

I N V E S T M E N T I N V E N T O R Y
 SETTLED POSITIONS AS OF: 4/30/09

INVT#	FUND	FUND G	CUSIP	DESCRIPTION	RATE	NMATURITY	YIELD	PAR AMOUNT	BOOK VALUE	US\$ MARKET	1ST-PDR
188560	303	RMG	LD0904481	NATIONAL CITY BANK	.1500	10/15/10	.150	94,074.76	94,074.76	94,074.76	10/15/08
188561	303	RMG	LD0904499	FIRSTHERIT BANK, NA	.1500	10/15/10	.150	140,271.25	140,271.25	140,271.25	10/15/08
188562	303	RMG	LD0904507	FARMERS & MERCHANTS STATE BANK	.1500	10/15/10	.150	380,011.53	380,011.53	380,011.53	10/15/08
188563	303	RMG	LD0904515	U.S. BANK, N.A.	.1500	10/15/10	.150	128,586.23	128,586.23	128,586.23	10/15/08
188564	303	RMG	LD0904523	FIRST FEDERAL BANK OF THE MIDWEST	.1500	10/15/10	.150	184,634.17	184,634.17	184,634.17	10/15/08
189021	303	RMG	LD0904531	FARMERS NATIONAL BANK, CANFIELD	.1500	10/15/10	.150	118,472.73	118,472.73	118,472.73	10/15/08
188575	303	RMG	LD0904531	FIRST PLACE BANK	.1500	10/15/10	.150	126,220.20	126,220.20	126,220.20	10/16/08
188576	303	RMG	LD0904549	FIRST PLACE BANK	.1500	10/15/10	.150	331,421.35	331,421.35	331,421.35	10/16/08
188577	303	RMG	LD0904564	LIBERTY NATIONAL BANK	.1500	10/15/10	.150	137,702.99	137,702.99	137,702.99	10/17/08
188579	303	RMG	LD0904572	WESTERN RESERVE BANK	.1500	10/15/10	.150	144,991.95	144,991.95	144,991.95	10/16/08
188580	303	RMG	LD0904580	NORTH VALLEY BANK	.1500	10/15/10	.150	285,339.52	285,339.52	285,339.52	10/16/08
188592	303	RMG	LD0904598	FIRST CITIZENS NATIONAL BANK	.1500	10/15/10	.150	250,000.00	250,000.00	250,000.00	10/17/08
188595	303	RMG	LD0904606	FIRST CITIZENS NATIONAL BANK	.1500	10/15/10	.150	23,775.53	23,775.53	23,775.53	10/17/08
188599	303	RMG	LD0904614	FIRST CITIZENS NATIONAL BANK	.1500	10/15/10	.150	318,796.00	318,796.00	318,796.00	10/17/08
188600	303	RMG	LD0904622	PARK NATIONAL BANK	.1500	10/15/10	.150	48,472.65	48,472.65	48,472.65	10/17/08
188601	303	RMG	LD0904630	STATE BANK & TRUST COMPANY	.1500	10/15/10	.150	246,364.00	246,364.00	246,364.00	10/17/08
188602	303	RMG	LD0904648	STATE BANK & TRUST COMPANY	.1500	10/15/10	.150	77,000.00	77,000.00	77,000.00	10/17/08
188611	303	RMG	LD0904655	HUNTINGTON NATIONAL BANK, NA	.1500	10/20/10	.150	31,853.20	31,853.20	31,853.20	10/20/08
188612	303	RMG	LD0904663	LAKE NATIONAL BANK	.1500	10/20/10	.150	321,460.29	321,460.29	321,460.29	10/20/08
188613	303	RMG	LD0904671	NATIONAL CITY BANK	.1500	10/20/10	.150	316,321.11	316,321.11	316,321.11	10/20/08
188626	303	RMG	LD0904689	WESTERN RESERVE BANK	.1500	10/20/10	.150	319,405.35	319,405.35	319,405.35	10/20/08
188633	303	RMG	LD0904697	ADVANTAGE BANK	.1500	10/21/10	.150	138,495.13	138,495.13	138,495.13	10/21/08
188634	303	RMG	LD0904705	AMERICAN SAVINGS BANK, PSB	.1500	10/21/10	.150	57,689.85	57,689.85	57,689.85	10/21/08
188635	303	RMG	LD0904713	CP BANK	.1500	10/21/10	.150	46,131.16	46,131.16	46,131.16	10/21/08
188636	303	RMG	LD0904721	CHAPTER ONE MAIN BR BBS CITIZENS	.1500	10/21/10	.150	171,500.00	171,500.00	171,500.00	10/21/08
188637	303	RMG	LD0904739	HENRY COUNTY BANK	.1500	10/21/10	.150	259,262.80	259,262.80	259,262.80	10/21/08
188638	303	RMG	LD0904747	NATIONAL CITY BANK	.1500	10/21/10	.150	93,333.32	93,333.32	93,333.32	10/21/08
188639	303	RMG	LD0904754	NATIONAL CITY BANK	.1500	10/21/10	.150	265,025.24	265,025.24	265,025.24	10/21/08
188640	303	RMG	LD0904762	FIRSTHERIT BANK, NA	.1500	10/21/10	.150	109,684.69	109,684.69	109,684.69	10/21/08
188641	303	RMG	LD0904770	FIRSTHERIT BANK, NA	.1500	10/21/10	.150	36,345.59	36,345.59	36,345.59	10/21/08
188696	303	RMG	LD0904788	COMMERCIAL NATIONAL BANK	.1500	10/22/10	.150	56,634.60	56,634.60	56,634.60	10/22/08
188697	303	RMG	LD0904796	COMMERCIAL NATIONAL BANK	.1500	10/22/10	.150	298,919.02	298,919.02	298,919.02	10/22/08
188698	303	RMG	LD0904804	NATIONAL CITY BANK	.1500	10/22/10	.150	276,077.03	276,077.03	276,077.03	10/22/08
188699	303	RMG	LD0904812	CITIZENS SAVINGS BANK, MARTINS P	.1500	10/22/10	.150	357,828.62	357,828.62	357,828.62	10/22/08
188707	303	RMG	LD0904820	CITIZENS SAVINGS BANK, MARTINS P	.1500	10/22/10	.150	183,335.35	183,335.35	183,335.35	10/22/08
188715	303	RMG	LD0904838	LIBERTY NATIONAL BANK	.1500	10/22/10	.150	376,338.20	376,338.20	376,338.20	10/23/08
188717	303	RMG	LD0904846	ADVANTAGE BANK	.1500	10/22/10	.150	93,761.71	93,761.71	93,761.71	10/23/08
188761	303	RMG	LD0904853	FIRST CITIZENS NATIONAL BANK	.1500	10/22/10	.150	366,114.76	366,114.76	366,114.76	10/24/08
188762	303	RMG	LD0904861	CROGHAN COLONIAL BANK	.1500	10/22/10	.150	145,121.69	145,121.69	145,121.69	10/24/08

PG#1 INVS MONTHEND INVENTORY
 SOURCE: VISUALQED
 MODEL: INVENTORY
 BASIS: SETTLEMENT
 AS-OF: 4/30/09

KEVIN L. BOYCE
 T R E A S U R E R , S T A T E O F O H I O
 I N V E S T M E N T I N V E N T O R Y
 SETTLED POSITIONS AS OF: 4/30/09

INVT#	FUND	FUND C	CUSIP	DESCRIPTION	RATE	MATURITY	YIELD	PAR AMOUNT	BOOK VALUE	US\$ MARKET	1ST PYR
188997	303	RBG	LD0905272	CITIZENS BANKING CO., SANDUSKY	.1500	11/05/10	.150	400,000.00	400,000.00	400,000.00	11/05/08
188998	303	RBG	LD0905280	CITIZENS BANKING CO., SANDUSKY	.1500	11/05/10	.150	218,473.00	218,473.00	218,473.00	11/05/08
189009	303	RBG	LD0905298	NATIONAL CITY BANK	.1500	11/05/10	.150	400,000.00	400,000.00	400,000.00	11/06/08
189010	303	RBG	LD0905306	NATIONAL CITY BANK	.1500	11/05/10	.150	114,250.00	114,250.00	114,250.00	11/06/08
189011	303	RBG	LD0905314	NATIONAL CITY BANK	.1500	11/05/10	.150	300,000.00	300,000.00	300,000.00	11/06/08
189012	303	RBG	LD0905322	PARK NATIONAL BANK	.1500	11/05/10	.150	196,341.00	196,341.00	196,341.00	11/06/08
189013	303	RBG	LD0905330	FIRST-KNOX N.B., DIV OF PARK NB	.1500	11/05/10	.150	350,000.00	350,000.00	350,000.00	11/06/08
189014	303	RBG	LD0905348	GENOA BANKING COMPANY	.1500	11/05/10	.150	364,710.00	364,710.00	364,710.00	11/06/08
189015	303	RBG	LD0905355	FIRST NATIONAL BANK, PANDORA	.1500	11/05/10	.150	29,184.00	29,184.00	29,184.00	11/07/08
189026	303	RBG	LD0905363	LIBERTY SAVINGS BANK	.1500	11/05/10	.150	400,000.00	400,000.00	400,000.00	11/07/08
189027	303	RBG	LD0905371	FARMERS & MERCHANTS STATE BANK	.1500	11/05/10	.150	250,000.00	250,000.00	250,000.00	11/07/08
189028	303	RBG	LD0905389	HENRY COUNTY BANK	.1500	11/05/10	.150	33,013.00	33,013.00	33,013.00	11/07/08
189039	303	RBG	LD0905397	LIBERTY NATIONAL BANK	.1500	11/10/10	.150	270,000.00	270,000.00	270,000.00	11/10/08
189040	303	RBG	LD0905405	CITIZENS SAVINGS BANK, MARTINS P	.1500	11/10/10	.150	301,762.00	301,762.00	301,762.00	11/10/08
189041	303	RBG	LD0905413	VINTON COUNTY NATIONAL BANK	.1500	11/10/10	.150	200,000.00	200,000.00	200,000.00	11/10/08
189042	303	RBG	LD0905421	CORTLAND SAVINGS & BANKING CO	.1500	11/10/10	.150	400,000.00	400,000.00	400,000.00	11/10/08
189043	303	RBG	LD0905439	UNION BANK COMPANY, COLS GROVE	.1500	11/10/10	.150	100,000.00	100,000.00	100,000.00	11/10/08
189044	303	RBG	LD0905447	CORTLAND SAVINGS & BANKING CO	.1500	11/10/10	.150	400,000.00	400,000.00	400,000.00	11/10/08
189045	303	RBG	LD0905454	FORT JENNINGS STATE BANK	.1500	11/10/10	.150	72,000.00	72,000.00	72,000.00	11/10/08
189046	303	RBG	LD0905462	WESTERN RESERVE BANK	.1500	11/10/10	.150	85,000.00	85,000.00	85,000.00	11/10/08
189049	303	RBG	LD0905470	WATERFORD BANK N.A.	.1500	11/10/10	.150	400,000.00	400,000.00	400,000.00	11/10/08
189060	303	RBG	LD0905488	CENTURY NB, DIV OF PARK NB	.1500	11/12/10	.150	400,000.00	400,000.00	400,000.00	11/12/08
189061	303	RBG	LD0905496	PARK NATIONAL BANK	.1500	11/12/10	.150	84,134.00	84,134.00	84,134.00	11/12/08
189062	303	RBG	LD0905504	SIGNATURE BANK, N.A.	.1500	11/12/10	.150	190,000.00	190,000.00	190,000.00	11/12/08
189064	303	RBG	LD0905512	ADVANTAGE BANK	.1500	11/12/10	.150	132,000.00	132,000.00	132,000.00	11/12/08
189066	303	RBG	LD0905520	CITIZENS NATIONAL BANK, CHILLICO	.1500	11/12/10	.150	136,426.00	136,426.00	136,426.00	11/12/08
189067	303	RBG	LD0905538	NATIONAL CITY BANK	.1500	11/12/10	.150	104,595.00	104,595.00	104,595.00	11/12/08
189083	303	RBG	LD0905546	RIVERHILLS BANK	.1500	11/12/10	.150	400,000.00	400,000.00	400,000.00	11/12/08
189090	303	RBG	LD0905553	AMERICAN SAVINGS BANK, PSB	.1500	11/12/10	.150	200,000.00	200,000.00	200,000.00	11/13/08
189091	303	RBG	LD0905561	FIRSTHERIT BANK, NA	.1500	11/12/10	.150	300,000.00	300,000.00	300,000.00	11/13/08
189092	303	RBG	LD0905579	SIGNATURE BANK, N.A.	.1500	11/12/10	.150	187,400.00	187,400.00	187,400.00	11/13/08
189093	303	RBG	LD0905587	HUNTINGTON NATIONAL BANK, NA	.1500	11/12/10	.150	107,000.00	107,000.00	107,000.00	11/13/08
189095	303	RBG	LD0905595	NATIONAL CITY BANK	.1500	11/12/10	.150	400,000.00	400,000.00	400,000.00	11/13/08
189096	303	RBG	LD0905603	NATIONAL CITY BANK	.1500	11/12/10	.150	100,000.00	100,000.00	100,000.00	11/13/08
189103	303	RBG	LD0905611	ADVANTAGE BANK	.1500	11/12/10	.150	28,884.00	28,884.00	28,884.00	11/14/08
189104	303	RBG	LD0905629	CORTLAND SAVINGS & BANKING CO	.1500	11/12/10	.150	248,109.00	248,109.00	248,109.00	11/14/08
189105	303	RBG	LD0905637	CORTLAND SAVINGS & BANKING CO	.1500	11/12/10	.150	92,000.00	92,000.00	92,000.00	11/14/08
189106	303	RBG	LD0905645	FIRSTHERIT BANK, NA	.1500	11/12/10	.150	20,165.00	20,165.00	20,165.00	11/14/08
189107	303	RBG	LD0905652	FIRSTHERIT BANK, NA	.1500	11/12/10	.150	308,000.00	308,000.00	308,000.00	11/14/08

FROM: INVS MONTEND INVENTORY
 SOURCE: VASUALD
 MODEL: INVENTORY
 BASIS: SETTLEMENT
 AS-OF: 4/30/09

KEVIN L. BOYCE
 TREASURER, STATE OF OHIO
 INVENTORRY
 SETTLED POSITIONS AS OF: 4/30/09

INVT#	FUND	FUND C	CUSIP	DESCRIPTION	RATE	MATURITY	YIELD	PAR AMOUNT	BOOK-VALUE	US\$-MARKET	1ST-PUR
189388	303	REG	LD0906056	CONSUMERS NATIONAL BANK	.1500	12/01/10	.150	250,000.00	250,000.00	250,000.00	12/01/08
189389	303	REG	LD0906064	CORTLAND SAVINGS & BANKING CO	.1500	12/01/10	.150	400,000.00	400,000.00	400,000.00	12/01/08
189391	303	REG	LD0906080	KINGSTON NATIONAL BANK	.1500	12/01/10	.150	10,619.00	10,619.00	10,619.00	12/01/08
189392	303	REG	LD0906098	MAINSOURCE BANK	.1500	12/01/10	.150	400,000.00	400,000.00	400,000.00	12/01/08
189397	303	REG	LD0906106	HUNTINGTON NATIONAL BANK, NA	.1500	12/01/10	.150	47,258.00	47,258.00	47,258.00	12/01/08
189398	303	REG	LD0906114	HUNTINGTON NATIONAL BANK, NA	.1500	12/01/10	.150	400,000.00	400,000.00	400,000.00	12/01/08
189399	303	REG	LD0906122	NATIONAL CITY BANK	.1500	12/01/10	.150	400,000.00	400,000.00	400,000.00	12/01/08
189400	303	REG	LD0906130	NATIONAL CITY BANK	.1500	12/01/10	.150	200,000.00	200,000.00	200,000.00	12/01/08
189401	303	REG	LD0906148	U.S. BANK, N.A.	.1500	12/01/10	.150	134,109.00	134,109.00	134,109.00	12/01/08
189402	303	REG	LD0906155	U.S. BANK, N.A.	.1500	12/01/10	.150	26,102.00	26,102.00	26,102.00	12/01/08
189403	303	REG	LD0906163	U.S. BANK, N.A.	.1500	12/01/10	.150	75,718.00	75,718.00	75,718.00	12/01/08
189416	303	REG	LD0906171	ADVANTAGE BANK	.1500	12/02/10	.150	117,088.83	117,088.83	117,088.83	12/02/08
189428	303	REG	LD0906189	FIFTH THIRD BANK	.1500	12/02/10	.150	157,046.00	157,046.00	157,046.00	12/02/08
189429	303	REG	LD0906197	FIRST CITIZENS NATIONAL BANK	.1500	12/02/10	.150	135,600.00	135,600.00	135,600.00	12/02/08
189430	303	REG	LD0906205	FIRST CITIZENS NATIONAL BANK	.1500	12/02/10	.150	61,466.08	61,466.08	61,466.08	12/02/08
189431	303	REG	LD0906213	UNION BANK COMPANY, COLS GROVE	.1500	12/02/10	.150	77,600.00	77,600.00	77,600.00	12/02/08
189432	303	REG	LD0906221	UNITED BANK N.A., DIV OF PARK NB	.1500	12/02/10	.150	130,000.00	130,000.00	130,000.00	12/02/08
189464	303	REG	LD0906239	MEMMORA STATE BANK	.1500	12/02/10	.150	300,000.00	300,000.00	300,000.00	12/02/08
189465	303	REG	LD0906247	AMERICAN SAVINGS BANK, FSB	.1500	12/02/10	.150	50,000.00	50,000.00	50,000.00	12/02/08
189466	303	REG	LD0906254	AMERICAN SAVINGS BANK, FSB	.1500	12/02/10	.150	88,000.00	88,000.00	88,000.00	12/02/08
189470	303	REG	LD0906270	CITIZENS SAVINGS BANK, MARTINS P	.1500	12/03/10	.150	200,000.00	200,000.00	200,000.00	12/03/08
189471	303	REG	LD0906288	CITIZENS SAVINGS BANK, MARTINS P	.1500	12/03/10	.150	223,690.00	223,690.00	223,690.00	12/03/08
189472	303	REG	LD0906296	CROGHAN COLOMIAL BANK	.1500	12/03/10	.150	133,261.00	133,261.00	133,261.00	12/03/08
189473	303	REG	LD0906304	FIRST PLACE BANK	.1500	12/03/10	.150	400,000.00	400,000.00	400,000.00	12/03/08
189474	303	REG	LD0906312	SECOND N.B., DIV OF PARK NB	.1500	12/03/10	.150	177,961.00	177,961.00	177,961.00	12/04/08
189490	303	REG	LD0906320	NATIONAL CITY BANK	.1500	12/03/10	.150	400,000.00	400,000.00	400,000.00	12/04/08
189491	303	REG	LD0906338	NATIONAL CITY BANK	.1500	12/03/10	.150	96,000.00	96,000.00	96,000.00	12/04/08
189492	303	REG	LD0906346	HUNTINGTON NATIONAL BANK, NA	.1500	12/03/10	.150	82,964.00	82,964.00	82,964.00	12/04/08
189493	303	REG	LD0906353	HUNTINGTON NATIONAL BANK, NA	.1500	12/03/10	.150	300,000.00	300,000.00	300,000.00	12/04/08
189494	303	REG	LD0906361	NATIONAL BANK OF OAK HARBOR	.1500	12/03/10	.150	191,055.00	191,055.00	191,055.00	12/05/08
189509	303	REG	LD0906379	NATIONAL CITY BANK	.1500	12/03/10	.150	310,000.00	310,000.00	310,000.00	12/05/08
189510	303	REG	LD0906387	KEITHAM, NA	.1500	12/03/10	.150	234,234.00	234,234.00	234,234.00	12/05/08
189511	303	REG	LD0906395	FIRST CITIZENS NATIONAL BANK	.1500	12/03/10	.150	200,000.00	200,000.00	200,000.00	12/05/08
189513	303	REG	LD0906403	CORTLAND SAVINGS & BANKING CO	.1500	12/03/10	.150	38,832.00	38,832.00	38,832.00	12/05/08
189514	303	REG	LD0906411	CITIZENS NATIONAL OF BLUFFTON	.1500	12/03/10	.150	400,000.00	400,000.00	400,000.00	12/05/08
189515	303	REG	LD0906429	CITIZENS SAVINGS BANK, MARTINS P	.1500	12/03/10	.150	373,134.00	373,134.00	373,134.00	12/05/08
189516	303	REG	LD0906437	STATE BANK & TRUST COMPANY	.1500	12/03/10	.150	50,000.00	50,000.00	50,000.00	12/08/10
189551	303	REG	LD0906445	AMERICAN SAVINGS BANK, FSB	.1500	12/08/10	.150	60,000.00	60,000.00	60,000.00	12/08/08
189553	303	REG	LD0906452	CONSUMERS NATIONAL BANK	.1500	12/08/10	.150	60,000.00	60,000.00	60,000.00	12/08/08

FORM: INVS_MONTHEHD_INVENTORY
 SOURCE: VISUALQED
 MODEL: INVENTORY
 BASIS: SETTLEMENT
 AS-OF: 4/30/09

K E V I N L. B O Y C E
 T R E A S U R E R , S T A T E O F O H I O

I N V E S T M E N T I N V E N T O R Y
 SETTLED POSITIONS AS OF: 4/30/09

INVS#	FUND	FUND G	CUSID	DESCRIPTION	RATE	NATURITY	YIELD	PAR AMOUNT	BOOK VALUE	US\$-MARKET	1ST-PTR
189733	303	REG	LD0906866	WESTERN RESERVE BANK	.1500	12/17/10	.150	71,909.00	71,909.00	71,909.00	12/19/08
189698	303	REG	LD0906874	WESTERN RESERVE BANK	.1500	12/17/10	.150	40,093.16	40,093.16	40,093.16	12/17/08
189699	303	REG	LD0906882	WESTERN RESERVE BANK	.1500	12/17/10	.150	220,666.57	220,666.57	220,666.57	12/17/08
189700	303	REG	LD0906890	FIRST CITIZENS NATIONAL BANK	.1500	12/17/10	.150	63,000.00	63,000.00	63,000.00	12/17/08
189701	303	REG	LD0906908	CITIZENS NATIONAL OF BLOFETON	.1500	12/17/10	.150	175,000.00	175,000.00	175,000.00	12/17/08
189702	303	REG	LD0906916	HUNTINGTON NATIONAL BANK, NA	.1500	12/17/10	.150	250,000.00	250,000.00	250,000.00	12/17/08
189703	303	REG	LD0906924	CORTLAND SAVINGS & BANKING CO	.1500	12/17/10	.150	329,000.00	329,000.00	329,000.00	12/17/08
189715	303	REG	LD0906932	MIDDLEFIELD BANKING CO	.1500	12/17/10	.150	400,000.00	400,000.00	400,000.00	12/18/08
189716	303	REG	LD0906940	STATE BANK & TRUST COMPANY	.1500	12/17/10	.150	300,000.00	300,000.00	300,000.00	12/18/08
189717	303	REG	LD0906957	COMMERCE NATIONAL BANK	.1500	12/17/10	.150	100,000.00	100,000.00	100,000.00	12/18/08
189718	303	REG	LD0906965	FIRSTCREDIT BANK, NA	.1500	12/17/10	.150	400,000.00	400,000.00	400,000.00	12/18/08
189719	303	REG	LD0906973	FIRST CITIZENS NATIONAL BANK	.1500	12/17/10	.150	365,036.00	365,036.00	365,036.00	12/18/08
189720	303	REG	LD0906981	WESBANCO BANK, INC	.1500	12/17/10	.150	180,093.00	180,093.00	180,093.00	12/18/08
189721	303	REG	LD0906999	PROPLIS BANK, N.A. MARITTA	.1500	12/17/10	.150	320,000.00	320,000.00	320,000.00	12/18/08
189722	303	REG	LD0907005	FARMERS & MERCHANTS STATE BANK	.1500	12/17/10	.150	110,000.00	110,000.00	110,000.00	12/19/08
189734	303	REG	LD0907013	NATIONAL CITY BANK	.1500	12/17/10	.150	236,500.00	236,500.00	236,500.00	12/19/08
189735	303	REG	LD0907021	NATIONAL CITY BANK	.1500	12/17/10	.150	87,000.00	87,000.00	87,000.00	12/19/08
189736	303	REG	LD0907039	CP BANK	.1500	12/17/10	.150	400,000.00	400,000.00	400,000.00	12/19/08
189737	303	REG	LD0907047	FIRST FEDERAL BANK OF THE MIDWEST	.1500	12/17/10	.150	400,000.00	400,000.00	400,000.00	12/19/08
189739	303	REG	LD0907054	HUNTINGTON NATIONAL BANK, NA	.1500	12/17/10	.150	150,900.00	150,900.00	150,900.00	12/19/08
189741	303	REG	LD0907062	CITIZENS NATIONAL OF BLOFETON	.1500	12/17/10	.150	400,000.00	400,000.00	400,000.00	12/19/08
189742	303	REG	LD0907070	UNION BANK COMPANY, COLS GROVE	.1500	12/17/10	.150	66,000.00	66,000.00	66,000.00	12/19/08
189743	303	REG	LD0907088	CITIZENS NATIONAL BANK, SW OHIO	.1500	12/17/10	.150	335,000.00	335,000.00	335,000.00	12/22/08
189754	303	REG	LD0907096	WAYNE SAVINGS COMMUNITY BANK	.1500	12/22/10	.150	400,000.00	400,000.00	400,000.00	12/22/08
189755	303	REG	LD0907104	PARK NATIONAL BANK	.1500	12/22/10	.150	250,000.00	250,000.00	250,000.00	12/22/08
189756	303	REG	LD0907112	PARK NATIONAL BANK	.1500	12/22/10	.150	43,742.00	43,742.00	43,742.00	12/22/08
189757	303	REG	LD0907120	FIRST FEDERAL BANK OF THE MIDWEST	.1500	12/22/10	.150	170,052.00	170,052.00	170,052.00	12/22/08
189758	303	REG	LD0907138	NATIONAL CITY BANK	.1500	12/22/10	.150	300,000.00	300,000.00	300,000.00	12/22/08
189759	303	REG	LD0907146	NATIONAL CITY BANK	.1500	12/22/10	.150	142,782.50	142,782.50	142,782.50	12/23/08
189775	303	REG	LD0907153	WESTFIELD BANK, PSB	.1500	12/23/10	.150	112,136.00	112,136.00	112,136.00	12/23/08
189776	303	REG	LD0907161	FIRST FINANCIAL BANK, NA	.1500	12/23/10	.150	199,950.00	199,950.00	199,950.00	12/23/08
189777	303	REG	LD0907179	FIRST CITIZENS NATIONAL BANK	.1500	12/23/10	.150	70,000.00	70,000.00	70,000.00	12/23/08
189778	303	REG	LD0907187	HUNTINGTON NATIONAL BANK, NA	.1500	12/23/10	.150	400,000.00	400,000.00	400,000.00	12/23/08
189788	303	REG	LD0907195	CITIZENS SAVINGS BANK, MARTINS P	.1500	12/23/10	.150	69,624.00	69,624.00	69,624.00	12/24/08
189794	303	REG	LD0907203	VINTON COUNTY NATIONAL BANK	.1500	12/23/10	.150	127,000.00	127,000.00	127,000.00	12/24/08
189795	303	REG	LD0907211	AMERICAN SAVINGS BANK, PSB	.1500	12/23/10	.150	195,500.00	195,500.00	195,500.00	12/24/08
189796	303	REG	LD0907229	NATIONAL CITY BANK	.1500	12/23/10	.150	100,000.00	100,000.00	100,000.00	12/24/08
189797	303	REG	LD0907237	NATIONAL CITY BANK	.1500	12/23/10	.150	166,250.00	166,250.00	166,250.00	12/26/08
189811	303	REG	LD0907245	U.S. BANK, N.A.	.1500	12/23/10	.150				

PGM: INVS_MONTEND_INVENTORY
 SOURCE: VISA10RD
 MODEL: INVENTORY
 BASIS: SETTLEMENT
 AS-OF: 4/30/09

K E V I N L. B O Y C E
 T R E A S U R E R , S T A T E O F O H I O

I N V E S T M E N T I N V E N T O R Y
 SETTLED POSITIONS AS OF: 4/30/09

PAGE: 47

QED/99.01.V-X6.2

INVT#	FUND	FUND G	CUSTP	DESCRIPTION	RATE	MATURITY	YIELD	PAR AMOUNT	BOOK VALUE	US\$ MARKET	1ST-PRI
189947	303	REG	MD0907658	FIRSTMERIT BANK, NA	.1500	1/07/11	.150	23,559.00	23,559.00	23,559.00	1/07/09
189980	303	REG	MD0907666	FIRST CITIZENS NATIONAL BANK	.1500	1/07/11	.150	255,954.00	255,954.00	255,954.00	1/08/09
189981	303	REG	MD0907674	KRYBANK, NA	.1500	1/07/11	.150	300,000.00	300,000.00	300,000.00	1/08/09
189982	303	REG	MD0907682	NATIONAL CITY BANK	.1500	1/07/11	.150	250,000.00	250,000.00	250,000.00	1/08/09
189983	303	REG	MD0907690	NATIONAL CITY BANK	.1500	1/07/11	.150	386,637.00	386,637.00	386,637.00	1/08/09
189996	303	REG	MD0907708	FIRST CITIZENS NATIONAL BANK	.1500	1/07/11	.150	147,825.85	147,825.85	147,825.85	1/09/09
189997	303	REG	MD0907716	FARMERS NATIONAL BANK, CANFIELD	.1500	1/07/11	.150	85,000.00	85,000.00	85,000.00	1/09/09
189998	303	REG	MD0907724	SUTTON BANK	.1500	1/07/11	.150	75,000.00	75,000.00	75,000.00	1/09/09
189999	303	REG	MD0907732	NATIONAL CITY BANK	.1500	1/07/11	.150	238,219.00	238,219.00	238,219.00	1/09/09
190013	303	REG	MD0907740	CITIZENS SAVINGS BANK, MARTINS P	.1500	1/12/11	.150	418,000.00	418,000.00	418,000.00	1/12/09
190014	303	REG	MD0907757	WESTFIELD BANK, F9B	.1500	1/12/11	.150	225,000.00	225,000.00	225,000.00	1/12/09
190015	303	REG	MD0907765	POSTAGE COMMUNITY BANK	.1500	1/12/11	.150	79,808.00	79,808.00	79,808.00	1/12/09
190016	303	REG	MD0907773	CITIZENS NATIONAL OF BLUEFORD	.1500	1/12/11	.150	250,000.00	250,000.00	250,000.00	1/12/09
190017	303	REG	MD0907781	NATIONAL CITY BANK	.1500	1/12/11	.150	305,000.00	305,000.00	305,000.00	1/12/09
190034	303	REG	MD0907799	CROGHAN COLONIAL BANK	.1500	1/13/11	.150	400,000.00	400,000.00	400,000.00	1/13/09
190035	303	REG	MD0907807	FIRSTMERIT BANK, NA	.1500	1/13/11	.150	158,022.00	158,022.00	158,022.00	1/13/09
190036	303	REG	MD0907815	CENTURY NB, DIV OF PARK NB	.1500	1/13/11	.150	92,500.00	92,500.00	92,500.00	1/13/09
190037	303	REG	MD0907823	HEARTLAND BANK	.1500	1/13/11	.150	80,000.00	80,000.00	80,000.00	1/13/09
190045	303	REG	MD0907831	FIRSTMERIT BANK, NA	.1500	1/14/11	.150	198,500.00	198,500.00	198,500.00	1/14/09
190055	303	REG	MD0907849	FIRSTMERIT BANK, NA	.1500	1/14/11	.150	191,689.00	191,689.00	191,689.00	1/15/09
190056	303	REG	MD0907856	FIRST FEDERAL BANK OF THE MIDWEST	.1500	1/14/11	.150	400,000.00	400,000.00	400,000.00	1/15/09
190065	303	REG	MD0907864	FIRST FEDERAL BANK OF THE MIDWEST	.1500	1/14/11	.150	350,000.00	350,000.00	350,000.00	1/15/09
190066	303	REG	MD0907872	FARMERS & MERCHANTS STATE BANK	.1500	1/14/11	.150	85,000.00	85,000.00	85,000.00	1/16/09
190067	303	REG	MD0907880	WESTERN RESERVE BANK	.1500	1/14/11	.150	400,000.00	400,000.00	400,000.00	1/16/09
190068	303	REG	MD0907898	OLD FORT BANKING COMPANY	.1500	1/14/11	.150	150,000.00	150,000.00	150,000.00	1/16/09
190070	303	REG	MD0907906	OLD FORT BANKING COMPANY	.1500	1/14/11	.150	292,441.52	292,441.52	292,441.52	1/16/09
190070	303	REG	MD0907914	FIRSTMERIT BANK, NA	.1500	1/14/11	.150	98,787.00	98,787.00	98,787.00	1/16/09
190080	303	REG	MD0907922	FARMERS NATIONAL BANK, CANFIELD	.1500	1/20/11	.150	400,000.00	400,000.00	400,000.00	1/20/09
190081	303	REG	MD0907930	FIRST FEDERAL BANK OF THE MIDWEST	.1500	1/20/11	.150	122,424.00	122,424.00	122,424.00	1/20/09
190101	303	REG	MD0907948	HORTINGTON NATIONAL BANK, NA	.1500	1/21/11	.150	400,000.00	400,000.00	400,000.00	1/21/09
190102	303	REG	MD0907955	ENC BANK, NA	.1500	1/21/11	.150	100,000.00	100,000.00	100,000.00	1/21/09
190103	303	REG	MD0907963	ENC BANK, NA	.1500	1/21/11	.150	300,000.00	300,000.00	300,000.00	1/21/09
190116	303	REG	MD0907971	NATIONAL CITY BANK	.1500	1/21/11	.150	145,168.00	145,168.00	145,168.00	1/22/09
190117	303	REG	MD0907989	NATIONAL CITY BANK	.1500	1/21/11	.150	400,000.00	400,000.00	400,000.00	1/22/09
190118	303	REG	MD0907997	FIRSTMERIT BANK, NA	.1500	1/21/11	.150	200,000.00	200,000.00	200,000.00	1/22/09
190119	303	REG	MD0908005	FARMERS & MERCHANTS STATE BANK	.1500	1/21/11	.150	400,000.00	400,000.00	400,000.00	1/22/09
190120	303	REG	MD0908011	CORTLAND SAVINGS & BANKING CO	.1500	1/21/11	.150	77,045.87	77,045.87	77,045.87	1/22/09
190145	303	REG	MD0908029	HEARTLAND BANK	.1500	1/21/11	.150	68,000.00	68,000.00	68,000.00	1/23/09
190146	303	REG	MD0908037	NATIONAL CITY BANK	.1500	1/21/11	.150	300,000.00	300,000.00	300,000.00	1/23/09

PGM: INVS MONTHEND INVENTORY
 SOURCE: VLSU10RD
 MODEL: INVENTORY
 BASIS: SETTLEMENT
 AS-OF: 4/30/09

KEVIN L. BOYCH
 TREASURER, STATE OF OHIO

INVENTORY
 SETTLED POSITIONS AS OF: 4/30/09

INVS#	FUND	FUND G	CUST#	DESCRIPTION	RATE	MATURITY	YIELD	PAR AMOUNT	BOOK VALUE	US\$-MARKET	1ST-PUR
190325	303	REG	LD0908441	MIDDLEFIELD BANKING CO	.1500	2/04/11	.150	95,200.00	95,200.00	95,200.00	2/05/09
190326	303	REG	LD0908458	PORTAGE COMMUNITY BANK	.1500	2/04/11	.150	100,000.00	100,000.00	100,000.00	2/05/09
190362	303	REG	LD0908466	THE OHIO STATE BANK	.1500	2/04/11	.150	258,000.00	258,000.00	258,000.00	2/05/09
190340	303	REG	LD0908474	FIRST FINANCIAL BANK, NA	.1500	2/04/11	.150	300,000.00	300,000.00	300,000.00	2/06/09
190341	303	REG	LD0908482	FARMERS NATIONAL BANK, CANTFIELD	.1500	2/04/11	.150	275,000.00	275,000.00	275,000.00	2/06/09
190342	303	REG	LD0908490	FARMERS NATIONAL BANK, CANTFIELD	.1500	2/04/11	.150	220,000.00	220,000.00	220,000.00	2/06/09
190343	303	REG	LD0908508	FARMERS NATIONAL BANK, CANTFIELD	.1500	2/04/11	.150	150,000.00	150,000.00	150,000.00	2/06/09
190344	303	REG	LD0908516	NATIONAL CITY BANK	.1500	2/04/11	.150	400,000.00	400,000.00	400,000.00	2/06/09
190345	303	REG	LD0908524	NATIONAL CITY BANK	.1500	2/04/11	.150	170,000.00	170,000.00	170,000.00	2/06/09
190346	303	REG	LD0908532	NATIONAL CITY BANK	.1500	2/04/11	.150	137,596.00	137,596.00	137,596.00	2/06/09
190347	303	REG	LD0908540	HUNTINGTON NATIONAL BANK, NA	.1500	2/04/11	.150	50,000.00	50,000.00	50,000.00	2/06/09
190348	303	REG	LD0908557	HUNTINGTON NATIONAL BANK, NA	.1500	2/04/11	.150	203,000.00	203,000.00	203,000.00	2/06/09
190349	303	REG	LD0908565	HUNTINGTON NATIONAL BANK, NA	.1500	2/04/11	.150	245,269.00	245,269.00	245,269.00	2/06/09
190354	303	REG	LD0908573	CITIZENS SAVINGS BANK, MARTINS P	.1500	2/04/11	.150	88,000.00	88,000.00	88,000.00	2/06/09
190363	303	REG	LD0908581	PARK NATIONAL BANK	.1500	2/09/11	.150	60,000.00	60,000.00	60,000.00	2/09/09
190364	303	REG	LD0908599	UNITED BANK N.A., DIV OF PARK NB	.1500	2/09/11	.150	50,000.00	50,000.00	50,000.00	2/09/09
190365	303	REG	LD0908607	FIRSTHERIT BANK, NA	.1500	2/09/11	.150	132,878.00	132,878.00	132,878.00	2/09/09
190366	303	REG	LD0908615	PORTAGE COMMUNITY BANK	.1500	2/09/11	.150	82,733.00	82,733.00	82,733.00	2/09/09
190367	303	REG	LD0908623	HUNTINGTON NATIONAL BANK, NA	.1500	2/09/11	.150	147,612.00	147,612.00	147,612.00	2/09/09
190382	303	REG	LD0908631	FIRST CITIZENS NATIONAL BANK	.1500	2/10/11	.150	85,184.48	85,184.48	85,184.48	2/10/09
190387	303	REG	LD0908649	PORT JENNINGS STATE BANK	.1500	2/10/11	.150	225,615.59	225,615.59	225,615.59	2/10/09
190388	303	REG	LD0908656	FIRST FEDERAL BANK OF THE MIDWEST	.1500	2/10/11	.150	50,000.00	50,000.00	50,000.00	2/10/09
190389	303	REG	LD0908664	NATIONAL CITY BANK	.1500	2/10/11	.150	400,000.00	400,000.00	400,000.00	2/10/09
190390	303	REG	LD0908672	NATIONAL CITY BANK	.1500	2/10/11	.150	400,000.00	400,000.00	400,000.00	2/10/09
190391	303	REG	LD0908680	FIRST NATIONAL BANK OF SYCAMORE	.1500	2/10/11	.150	343,463.00	343,463.00	343,463.00	2/10/09
190392	303	REG	LD0908698	FARMERS NATIONAL BANK, CANTFIELD	.1500	2/10/11	.150	356,566.00	356,566.00	356,566.00	2/10/09
190393	303	REG	LD0908706	FARMERS NATIONAL BANK, CANTFIELD	.1500	2/10/11	.150	400,000.00	400,000.00	400,000.00	2/10/09
190394	303	REG	LD0908714	STATE BANK & TRUST COMPANY	.1500	2/10/11	.150	400,000.00	400,000.00	400,000.00	2/10/09
190395	303	REG	LD0908722	STATE BANK & TRUST COMPANY	.1500	2/10/11	.150	200,000.00	200,000.00	200,000.00	2/10/09
190410	303	REG	LD0908730	LIBERTY NATIONAL BANK	.1500	2/10/11	.150	125,000.00	125,000.00	125,000.00	2/10/09
190413	303	REG	LD0908748	NATIONAL CITY BANK	.1500	2/11/11	.150	100,000.00	100,000.00	100,000.00	2/11/09
190414	303	REG	LD0908763	NATIONAL CITY BANK	.1500	2/11/11	.150	98,646.00	98,646.00	98,646.00	2/11/09
190415	303	REG	LD0908771	FIRST CITIZENS NATIONAL BANK	.1500	2/11/11	.150	26,045.45	26,045.45	26,045.45	2/11/09
190416	303	REG	LD0908789	FARMERS NATIONAL BANK, CANTFIELD	.1500	2/11/11	.150	100,000.00	100,000.00	100,000.00	2/11/09
190417	303	REG	LD0908797	FARMERS NATIONAL BANK, CANTFIELD	.1500	2/11/11	.150	80,000.00	80,000.00	80,000.00	2/11/09
190418	303	REG	LD0908805	NCB, FSB	.1500	2/11/11	.150	32,000.00	32,000.00	32,000.00	2/11/09
190419	303	REG	LD0908813	HUNTINGTON NATIONAL BANK, NA	.1500	2/11/11	.150	164,000.00	164,000.00	164,000.00	2/11/09
190420	303	REG	LD0908821	MIDDLEFIELD BANKING CO	.1500	2/11/11	.150	306,952.52	306,952.52	306,952.52	2/11/09
190435	303	REG	LD0908839	CORTLAND SAVINGS & BANKING CO	.1500	2/11/11	.150	85,097.68	85,097.68	85,097.68	2/12/09

PGM: INVS MONTHEND_INVENTORY
 SOURCE: VIBVALDMD
 MODEL: INVENTORY
 BASIS: SETTLEMENT
 AE-OF: 4/30/09

KEVIN L. BOYCE
 TREASURER, STATE OF OHIO

INVESTMENT INVENTORRY
 SETTLED POSITIONS AS OF: 4/30/09

INVT#	FUND	FUND G	CUSTID	DESCRIPTION	RATE	MATURITY	YIELD	PAR AMOUNT	BOOK-VALUE	US\$-MARKET	1ST-PER
190574	303	REG	LD0908223	ANDOVER BANK	.1500	2/24/11	.150	136,000.00	136,000.00	136,000.00	2/24/09
190575	303	REG	LD0909224	FIRST CITIZENS NATIONAL BANK	.1500	2/24/11	.150	400,000.00	400,000.00	400,000.00	2/24/09
190605	303	REG	LD0908258	OLD FORT BANKING COMPANY	.1500	2/25/11	.150	150,000.00	150,000.00	150,000.00	2/25/09
190607	303	REG	LD0909266	COMMERCE NATIONAL BANK	.1500	2/25/11	.150	348,661.66	348,661.66	348,661.66	2/25/09
190616	303	REG	LD0908274	FARMERS NATIONAL BANK, CANFIELD	.1500	2/25/11	.150	60,000.00	60,000.00	60,000.00	2/25/09
190617	303	REG	LD0909282	LORAIN NATIONAL BANK	.1500	2/25/11	.150	325,000.00	325,000.00	325,000.00	2/26/09
190625	303	REG	LD0908290	COMMUNITY BANK, CROOKSVILLE	.1500	2/25/11	.150	100,000.00	100,000.00	100,000.00	2/27/09
190626	303	REG	LD0909308	FIRSTMERIT BANK, NA	.1500	2/25/11	.150	400,000.00	400,000.00	400,000.00	2/27/09
190627	303	REG	LD0908316	HUNTINGTON NATIONAL BANK, NA	.1500	2/25/11	.150	180,000.00	180,000.00	180,000.00	2/27/09
190637	303	REG	LD0909332	AMERICAN SAVINGS BANK, PSB	.1500	2/25/11	.150	125,000.00	125,000.00	125,000.00	2/27/09
190641	303	REG	LD0908340	HUNTINGTON NATIONAL BANK, NA	.1500	3/02/11	.150	200,000.00	200,000.00	200,000.00	3/02/09
190642	303	REG	LD0909357	CITIZENS NATIONAL OF BIRYPPTON	.1500	3/02/11	.150	400,000.00	400,000.00	400,000.00	3/02/09
190643	303	REG	LD0909365	FARMERS & MERCHANTS STATE BANK	.1500	3/02/11	.150	50,000.00	50,000.00	50,000.00	3/02/09
190644	303	REG	LD0909373	CORTLAND SAVINGS & BANKING CO	.1500	3/02/11	.150	96,805.00	96,805.00	96,805.00	3/02/09
190646	303	REG	LD0909381	FARMERS NATIONAL BANK, CANFIELD	.1500	3/02/11	.150	300,000.00	300,000.00	300,000.00	3/02/09
190647	303	REG	LD0909399	FARMERS NATIONAL BANK, CANFIELD	.1500	3/02/11	.150	109,842.00	109,842.00	109,842.00	3/03/09
190653	303	REG	LD0909407	NATIONAL CITY BANK	.1500	3/03/11	.150	105,500.00	105,500.00	105,500.00	3/03/09
190654	303	REG	LD0909415	FARMERS & MERCHANTS STATE BANK	.1500	3/03/11	.150	77,739.64	77,739.64	77,739.64	3/04/09
190678	303	REG	LD0909423	CITIZENS SAVINGS BANK, MARTINS P	.1500	3/04/11	.150	211,300.00	211,300.00	211,300.00	3/04/09
190679	303	REG	LD0909431	NATIONAL CITY BANK	.1500	3/04/11	.150	96,525.00	96,525.00	96,525.00	3/05/09
190701	303	REG	LD0909449	HEARTLAND BANK	.1500	3/04/11	.150	400,000.00	400,000.00	400,000.00	3/05/09
190702	303	REG	LD0909456	NATIONAL BANK OF OAK HARBOR	.1500	3/04/11	.150	400,000.00	400,000.00	400,000.00	3/05/09
190703	303	REG	LD0909464	FIRST FEDERAL BANK OF THE MIDWEST	.1500	3/04/11	.150	400,000.00	400,000.00	400,000.00	3/05/09
190704	303	REG	LD0909472	FIRSTMERIT BANK, NA	.1500	3/04/11	.150	307,469.50	307,469.50	307,469.50	3/05/09
190716	303	REG	LD0909480	CENTURY NB, DIV OF PARK NB	.1500	3/04/11	.150	400,000.00	400,000.00	400,000.00	3/06/09
190717	303	REG	LD0909498	LIBERTY NATIONAL BANK	.1500	3/04/11	.150	33,800.00	33,800.00	33,800.00	3/06/09
190718	303	REG	LD0909506	HUNTINGTON NATIONAL BANK, NA	.1500	3/04/11	.150	340,000.00	340,000.00	340,000.00	3/06/09
190719	303	REG	LD0909514	NATIONAL CITY BANK	.1500	3/04/11	.150	272,206.00	272,206.00	272,206.00	3/06/09
190732	303	REG	LD0909522	CROGHAN COLONIAL BANK	.1500	3/09/11	.150	98,000.00	98,000.00	98,000.00	3/09/09
190733	303	REG	LD0909530	CORTLAND SAVINGS & BANKING CO	.1500	3/09/11	.150	151,649.00	151,649.00	151,649.00	3/09/09
190734	303	REG	LD0909548	FIRST FEDERAL BANK OF THE MIDWEST	.1500	3/09/11	.150	400,000.00	400,000.00	400,000.00	3/09/09
190735	303	REG	LD0909555	CORTLAND SAVINGS & BANKING CO	.1500	3/09/11	.150	218,174.00	218,174.00	218,174.00	3/09/09
190747	303	REG	LD0909563	NATIONAL BANK OF OAK HARBOR	.1500	3/10/11	.150	93,600.00	93,600.00	93,600.00	3/10/09
190748	303	REG	LD0909571	NATIONAL CITY BANK	.1500	3/10/11	.150	100,000.00	100,000.00	100,000.00	3/10/09
190749	303	REG	LD0909589	FARMERS NATIONAL BANK, CANFIELD	.1500	3/10/11	.150	57,420.00	57,420.00	57,420.00	3/10/09
190750	303	REG	LD0909597	CORTLAND SAVINGS & BANKING CO	.1500	3/10/11	.150	400,000.00	400,000.00	400,000.00	3/10/09
190751	303	REG	LD0909605	FIRSTMERIT BANK, NA	.1500	3/10/11	.150	119,692.00	119,692.00	119,692.00	3/10/09
190765	303	REG	LD0909613	CITIZENS NATIONAL OF BIRYPPTON	.1500	3/11/11	.150	125,000.00	125,000.00	125,000.00	3/11/09
190766	303	REG	LD0909621	U. S. BANK, N. A.	.1500	3/11/11	.150	164,350.00	164,350.00	164,350.00	3/11/09

PGM: INVS_MONTHEND_INVENTORY
 SOURCE: VIALORD
 MODEL: INVENTORY
 BASIS: SETTLEMENT
 AS-OF: 4/30/09

KEVIN L. BOYCE
 T R A S U R E R , S T A T E O F O R I O

INVESTMENT INVENTORY
 SETTLED POSITIONS AS OF: 4/30/09

INVT#	FOND	FOND G	CUSIP	DESCRIPTION	RATE	MATURITY	YIELD	PAR AMOUNT	BOOK VALUE	US\$-MARKET	197-PUR
190918	303 REG		ID0910041	FARMERS NATIONAL BANK, CAMFIELD	.1500	3/24/11	.150	250,000.00	250,000.00	250,000.00	3/24/09
190919	303 REG		ID0910058	CITIZENS NATIONAL OF BLOFFTON	.1500	3/24/11	.150	252,000.00	252,000.00	252,000.00	3/24/09
190920	303 REG		ID0910066	FIRST CITIZENS NATIONAL BANK	.1500	3/24/11	.150	100,000.00	100,000.00	100,000.00	3/24/09
190921	303 REG		ID0910074	FIRST CITIZENS NATIONAL BANK	.1500	3/24/11	.150	60,149.91	60,149.91	60,149.91	3/24/09
190929	303 REG		ID0910082	CITIZENS NATIONAL OF BLOFFTON	.1500	3/25/11	.150	100,000.00	100,000.00	100,000.00	3/25/09
190930	303 REG		ID0910090	FIRST CITIZENS NATIONAL BANK	.1500	3/25/11	.150	138,611.17	138,611.17	138,611.17	3/25/09
190931	303 REG		ID0910108	FIRSTHERIT BANK, NA	.1500	3/25/11	.150	276,928.00	276,928.00	276,928.00	3/25/09
190932	303 REG		ID0910116	FIRSTHERIT BANK, NA	.1500	3/25/11	.150	400,000.00	400,000.00	400,000.00	3/25/09
190962	303 REG		ID0910124	OLD FORT BANKING COMPANY	.1500	3/25/11	.150	62,182.00	62,182.00	62,182.00	3/27/09
190965	303 REG		ID0910132	OLD FORT BANKING COMPANY	.1500	3/25/11	.150	325,000.00	325,000.00	325,000.00	3/27/09
190966	303 REG		ID0910140	OLD FORT BANKING COMPANY	.1500	3/25/11	.150	187,843.36	187,843.36	187,843.36	3/27/09
190979	303 REG		ID0910157	FIRST CITIZENS NATIONAL BANK	.1500	3/25/11	.150	127,429.98	127,429.98	127,429.98	3/27/09
190982	303 REG		ID0910165	CITIZENS SAVINGS BANK, MARTINS P	.1500	3/30/11	.150	91,909.06	91,909.06	91,909.06	3/30/09
190983	303 REG		ID0910173	COMMERCIAL SAVINGS BANK, UPPER S	.1500	3/30/11	.150	75,000.00	75,000.00	75,000.00	3/30/09
190993	303 REG		ID0910181	KEYBANK, NA	.1500	3/31/11	.150	35,000.00	35,000.00	35,000.00	3/31/09
190994	303 REG		ID0910199	FIRSTHERIT BANK, NA	.1500	3/31/11	.150	91,332.00	91,332.00	91,332.00	3/31/09
190995	303 REG		ID0910207	FIRST CITIZENS NATIONAL BANK	.1500	3/31/11	.150	140,770.00	140,770.00	140,770.00	3/31/09
190996	303 REG		ID0910215	U.S. BANK, W.A.	.1500	3/31/11	.150	100,500.00	100,500.00	100,500.00	3/31/09
190997	303 REG		ID0910223	U.S. BANK, N.A.	.1500	3/31/11	.150	181,328.63	181,328.63	181,328.63	3/31/09
190999	303 REG		ID0910231	COMMERCIAL & SAVINGS BANK, MILLE	.1500	3/31/11	.150	280,000.00	280,000.00	280,000.00	3/31/09
191008	303 REG		ID0910249	VINTON COUNTY NATIONAL BANK	.1500	4/01/11	.150	60,000.00	60,000.00	60,000.00	4/01/09
191009	303 REG		ID0910256	HUNTINGTON NATIONAL BANK, NA	.1500	4/01/11	.150	100,000.00	100,000.00	100,000.00	4/01/09
191010	303 REG		ID0910264	CORTLAND SAVINGS & BANKING CO	.1500	4/01/11	.150	400,000.00	400,000.00	400,000.00	4/01/09
191025	303 REG		ID0910272	HOMER SAVINGS BANK, KENT	.1500	4/01/11	.150	265,000.00	265,000.00	265,000.00	4/02/09
191027	303 REG		ID0910280	CITIZENS NATIONAL OF BLOFFTON	.1500	4/01/11	.150	63,361.00	63,361.00	63,361.00	4/02/09
191033	303 REG		ID0910298	CITIZENS BANKING CO., SANDUSKY	.1500	4/01/11	.150	130,299.00	130,299.00	130,299.00	4/02/09
191033	303 REG		ID0910306	FARMERS SAVINGS BANK, SPENCER	.1500	4/01/11	.150	400,000.00	400,000.00	400,000.00	4/02/09
191065	303 REG		ID0910314	NATIONAL CITY BANK	.1500	4/06/11	.150	400,000.00	400,000.00	400,000.00	4/06/09
191066	303 REG		ID0910322	OSGOOD STATE BANK	.1500	4/06/11	.150	400,000.00	400,000.00	400,000.00	4/06/09
191067	303 REG		ID0910330	HUNTINGTON NATIONAL BANK, NA	.1500	4/06/11	.150	320,000.00	320,000.00	320,000.00	4/06/09
191068	303 REG		ID0910348	FORT JENNINGS STATE BANK	.1500	4/06/11	.150	100,000.00	100,000.00	100,000.00	4/06/09
191078	303 REG		ID0910355	FIRST CITIZENS NATIONAL BANK	.1500	4/07/11	.150	100,000.00	100,000.00	100,000.00	4/07/09
191079	303 REG		ID0910363	ADVANTAGE BANK	.1500	4/07/11	.150	133,360.00	133,360.00	133,360.00	4/07/09
191080	303 REG		ID0910371	NATIONAL CITY BANK	.1500	4/07/11	.150	150,000.00	150,000.00	150,000.00	4/07/09
191103	303 REG		ID0910389	STATE BANK & TRUST COMPANY	.1500	4/08/11	.150	66,273.24	66,273.24	66,273.24	4/08/09
191102	303 REG		ID0910397	CITIZENS SAVINGS BANK, MARTINS P	.1500	4/08/11	.150	350,000.00	350,000.00	350,000.00	4/09/09
191147	303 REG		ID0910413	FORT JENNINGS STATE BANK	.1500	4/08/11	.150	116,483.87	116,483.87	116,483.87	4/09/09
191148	303 REG		ID0910421	VINTON COUNTY NATIONAL BANK	.1500	4/08/11	.150	199,000.00	199,000.00	199,000.00	4/10/09
191157	303 REG		ID0910439	FIRST FINANCIAL BANK, NA	.1500	4/08/11	.150	199,000.00	199,000.00	199,000.00	4/10/09

PGM: INVS MONTHEND INVENTORY
 SOURCE: VIAUAILOED
 MODEL: INVENTORY
 BASIS: SETTLEMENT
 AS-OF: 4/30/09

K E V I N L. B O Y C E
 T R E A S U R E R , S T A T E O F O H I O

I N V E S T M E N T I N V E N T O R Y
 SETTLED POSITIONS AS OF: 4/30/09

INVS#	FUND	FOND G	CUSIP	DESCRIPTION	RATE	MATURITY	YIELD	PAR AMOUNT	BOOK VALUE	US\$ MARKET	1ST-PUR
191911	303 REG		LD0910850	FIRST FINANCIAL BANK, NA	.1500	4/22/11	.150	250,000.00	250,000.00	250,000.00	4/23/09
191932	303 REG		LD0910868	HUNTINGTON NATIONAL BANK, NA	.1500	4/22/11	.150	50,631.50	50,631.50	50,631.50	4/24/09
191935	303 REG		LD0910876	NATIONAL CITY BANK	.1500	4/22/11	.150	277,462.00	277,462.00	277,462.00	4/24/09
191944	303 REG		LD0910884	CORSTLAND SAVINGS & BANKING CO	.1500	4/27/11	.150	375,000.00	375,000.00	375,000.00	4/27/09
191945	303 REG		LD0910892	SUTTON BANK	.1500	4/27/11	.150	150,000.00	150,000.00	150,000.00	4/27/09
191946	303 REG		LD0910900	SUTTON BANK	.1500	4/27/11	.150	94,500.00	94,500.00	94,500.00	4/27/09
191947	303 REG		LD0910918	U.S. BANK, N.A.	.1500	4/27/11	.150	39,000.00	39,000.00	39,000.00	4/27/09
191949	303 REG		LD0910926	U.S. BANK, N.A.	.1500	4/27/11	.150	65,000.00	65,000.00	65,000.00	4/27/09
191979	303 REG		LD0910934	FIRST FEDERAL BANK OF THE MIDWEST	.1500	4/28/11	.150	260,000.00	260,000.00	260,000.00	4/28/09
191980	303 REG		LD0910942	WESTFIELD BANK, PSB	.1500	4/28/11	.150	120,000.00	120,000.00	120,000.00	4/28/09
191992	303 REG		LD0910959	LOHAIN NATIONAL BANK	.1500	4/29/11	.150	62,311.83	62,311.83	62,311.83	4/29/09
191993	303 REG		LD0910967	NATIONAL CITY BANK	.1500	4/29/11	.150	150,000.00	150,000.00	150,000.00	4/29/09
191994	303 REG		LD0910975	OLD FORT BANKING COMPANY	.1500	4/29/11	.150	200,000.00	200,000.00	200,000.00	4/30/09
192006	303 REG		LD0910983	SICRATRE BANK, N.A.	.1500	4/29/11	.150	250,000.00	250,000.00	250,000.00	4/30/09
192007	303 REG		LD0910991	FIRST NATIONAL BANK, PANDORA	.1500	4/29/11	.150	50,000.00	50,000.00	50,000.00	4/30/09
192008	303 REG		LD0911007	HUNTINGTON NATIONAL BANK, NA	.1500	4/29/11	.150	233,882.11	233,882.11	233,882.11	4/30/09
192009	303 REG		LD0911015	HUNTINGTON NATIONAL BANK, NA	.1500	4/29/11	.150	233,882.11	233,882.11	233,882.11	4/30/09
					371,757,365.62			371,757,365.62		371,757,365.62	
188959	303 REG		LD09B2194	FIRSTMERIT BANK, NA	2.0150	5/06/09	2.015	5,000,000.00	5,000,000.00	5,000,000.00	11/05/08
188960	303 REG		LD09B2202	NATIONWIDE BANK	2.3510	5/06/09	2.351	5,000,000.00	5,000,000.00	5,000,000.00	11/05/08
188961	303 REG		LD09B2210	NORTH SIDE BANK & TRUST	2.0500	5/06/09	2.050	5,000,000.00	5,000,000.00	5,000,000.00	11/05/08
188962	303 REG		LD09B2228	ARDOVER BANK	2.0090	5/06/09	2.009	500,000.00	500,000.00	500,000.00	11/05/08
188963	303 REG		LD09B2236	OLD FORT BANKING COMPANY	2.0250	5/06/09	2.025	2,500,000.00	2,500,000.00	2,500,000.00	11/05/08
188964	303 REG		LD09B2244	UNION BANK COMPANY, COLS GROVE	2.1530	5/06/09	2.153	5,000,000.00	5,000,000.00	5,000,000.00	11/05/08
188965	303 REG		LD09B2251	GREENVILLE FEDERAL S&L ASSOC.	2.0200	5/06/09	2.020	2,000,000.00	2,000,000.00	2,000,000.00	11/05/08
188966	303 REG		LD09B2269	ARLINGTON BANK	2.0420	5/06/09	2.042	1,000,000.00	1,000,000.00	1,000,000.00	11/05/08
188967	303 REG		LD09B2277	FARMERS CITIZENS BANK, BUCYRUS	2.0270	5/06/09	2.027	500,000.00	500,000.00	500,000.00	11/05/08
188968	303 REG		LD09B2285	FARMERS CITIZENS BANK, BUCYRUS	2.0230	5/06/09	2.023	1,000,000.00	1,000,000.00	1,000,000.00	11/05/08
188969	303 REG		LD09B2293	FARMERS CITIZENS BANK, BUCYRUS	2.0170	5/06/09	2.017	1,000,000.00	1,000,000.00	1,000,000.00	11/05/08
188970	303 REG		LD09B2301	FARMERS CITIZENS BANK, BUCYRUS	2.0130	5/06/09	2.013	500,000.00	500,000.00	500,000.00	11/05/08
188971	303 REG		LD09B2319	FARMERS CITIZENS BANK, BUCYRUS	2.1010	5/06/09	2.101	500,000.00	500,000.00	500,000.00	11/05/08
188972	303 REG		LD09B2327	ANTWERP EXCHANGE BANK COMPANY	2.1600	5/06/09	2.160	1,000,000.00	1,000,000.00	1,000,000.00	11/05/08
188973	303 REG		LD09B2335	HEARSTLAND BANK	2.1600	5/06/09	2.160	1,000,000.00	1,000,000.00	1,000,000.00	11/05/08
188974	303 REG		LD09B2343	HEARSTLAND BANK	2.1500	5/06/09	2.150	1,000,000.00	1,000,000.00	1,000,000.00	11/05/08
188975	303 REG		LD09B2350	HEARSTLAND BANK	2.1500	5/06/09	2.150	1,000,000.00	1,000,000.00	1,000,000.00	11/05/08
188976	303 REG		LD09B2368	HEARSTLAND BANK	2.1300	5/06/09	2.130	1,000,000.00	1,000,000.00	1,000,000.00	11/05/08
188977	303 REG		LD09B2376	HEARSTLAND BANK	2.1300	5/06/09	2.130	1,000,000.00	1,000,000.00	1,000,000.00	11/05/08

PGM: INVS MONTHEND_INVENTORY
 SOURCE: VIAWALD
 MODEL: INVENTORY
 BASIS: SETTLEMENT
 AS-OF: 4/30/09

KEVIN L. BOYCE
 TREASURER, STATE OF OHIO

INVENTORRY
 SETTLED POSITIONS AS OF: 4/30/09

PAGE: 57

QED/99.01.V.X6.2

INVT#	FUND	FUND C	CUSIP	DESCRIPTION	RATE	MATURITY	YIELD	PAR AMOUNT	BOOK VALUE	US\$ MARKET	1ST PR
189928	303	REG	LD09B2939	HICESTVILLE BANK	1.0100	7/08/09	1.010	500,000.00	500,000.00	500,000.00	1/07/09
189929	303	REG	LD09B2947	HEARTLAND BANK	1.0000	7/08/09	1.000	1,000,000.00	1,000,000.00	1,000,000.00	1/07/09
189930	303	REG	LD09B2954	HEARTLAND BANK	1.0000	7/08/09	1.000	1,000,000.00	1,000,000.00	1,000,000.00	1/07/09
189931	303	REG	LD09B2962	HEARTLAND BANK	1.0000	7/08/09	1.000	1,000,000.00	1,000,000.00	1,000,000.00	1/07/09
189932	303	REG	LD09B2970	HEARTLAND BANK	1.0000	7/08/09	1.000	1,000,000.00	1,000,000.00	1,000,000.00	1/07/09
189933	303	REG	LD09B2988	HEARTLAND BANK	1.0000	7/08/09	1.000	1,000,000.00	1,000,000.00	1,000,000.00	1/07/09
189934	303	REG	LD09B2996	FIRST PLACE BANK	1.0120	7/22/09	1.012	5,000,000.00	5,000,000.00	5,000,000.00	1/07/09
191883	304	REG	LD09B3424	BIDOHIO	.7500	7/22/09	.750	1,700,000.00	1,700,000.00	1,700,000.00	4/22/09
190299	303	REG	LD09B3077	HENRY COUNTY BANK	.7500	8/05/09	.750	5,000,000.00	5,000,000.00	5,000,000.00	2/04/09
190300	303	REG	LD09B3085	FIRSTMERIT BANK, NA	.7500	8/05/09	.750	5,000,000.00	5,000,000.00	5,000,000.00	2/04/09
190301	303	REG	LD09B3093	KETRYANT, NA	.7540	8/05/09	.754	5,000,000.00	5,000,000.00	5,000,000.00	2/04/09
190302	303	REG	LD09B3101	NORTH SIDE BANK & TRUST	.7500	8/05/09	.750	5,000,000.00	5,000,000.00	5,000,000.00	2/04/09
190303	303	REG	LD09B3119	OLD FORT BANKING COMPANY	.7510	8/05/09	.751	5,000,000.00	5,000,000.00	5,000,000.00	2/04/09
190304	303	REG	LD09B3127	ONTON BANK COMPANY, COLS GROVE	.7500	8/05/09	.750	5,000,000.00	5,000,000.00	5,000,000.00	2/04/09
190305	303	REG	LD09B3135	PEOPLES NATIONAL BANK, NEW LEX	.7500	8/05/09	.750	5,000,000.00	5,000,000.00	5,000,000.00	2/04/09
190306	303	REG	LD09B3143	FARMERS CITIZENS BANK, BOCYRUS	.7810	8/05/09	.781	500,000.00	500,000.00	500,000.00	2/04/09
190307	303	REG	LD09B3150	FARMERS CITIZENS BANK, BOCYRUS	.7620	8/05/09	.762	500,000.00	500,000.00	500,000.00	2/04/09
190308	303	REG	LD09B3168	LIBERTY NATIONAL BANK	.7500	8/05/09	.750	2,000,000.00	2,000,000.00	2,000,000.00	2/04/09
190309	303	REG	LD09B3176	FIRST PLACE BANK	.7500	8/05/09	.750	2,000,000.00	2,000,000.00	2,000,000.00	2/04/09
190665	303	REG	LD09B3224	HENRY COUNTY BANK, NA	.7500	9/02/09	.750	5,000,000.00	5,000,000.00	5,000,000.00	3/04/09
190666	303	REG	LD09B3225	FIRSTMERIT BANK, NA	.7500	9/02/09	.750	300,000.00	300,000.00	300,000.00	3/04/09
190667	303	REG	LD09B3227	NATIONWIDE BANK	.7500	9/02/09	.750	5,000,000.00	5,000,000.00	5,000,000.00	3/04/09
190668	303	REG	LD09B3227	NORTH SIDE BANK & TRUST	.7500	9/02/09	.750	4,000,000.00	4,000,000.00	4,000,000.00	3/04/09
190669	303	REG	LD09B3283	GREY BANK COMPANY, COLS GROVE	.7500	9/02/09	.750	5,000,000.00	5,000,000.00	5,000,000.00	3/04/09
190670	303	REG	LD09B3291	PEOPLES NATIONAL BANK, NEW LEX	.7500	9/02/09	.750	2,000,000.00	2,000,000.00	2,000,000.00	3/04/09
190671	303	REG	LD09B3309	ANTWERP EXCHANGE BANK COMPANY	.7610	9/02/09	.761	1,000,000.00	1,000,000.00	1,000,000.00	3/04/09
190672	303	REG	LD09B3317	MAINSOURCE BANK	.7500	9/02/09	.750	2,500,000.00	2,500,000.00	2,500,000.00	3/04/09
190673	303	REG	LD09B3325	U.S. BANK, N.A.	.8000	9/02/09	.800	5,000,000.00	5,000,000.00	5,000,000.00	3/04/09
190674	303	REG	LD09B3333	LAKE NATIONAL BANK	.7650	9/02/09	.765	1,000,000.00	1,000,000.00	1,000,000.00	3/04/09
190675	303	REG	LD09B3341	LAKE NATIONAL BANK	.7650	9/02/09	.765	1,000,000.00	1,000,000.00	1,000,000.00	3/04/09
191095	303	REG	LD09B3374	HENRY COUNTY BANK	.7500	10/07/09	.750	3,000,000.00	3,000,000.00	3,000,000.00	4/08/09
191096	303	REG	LD09B3382	NATIONWIDE BANK	.7500	10/07/09	.750	5,000,000.00	5,000,000.00	5,000,000.00	4/08/09
191097	303	REG	LD09B3390	MAINSOURCE BANK	.7500	10/07/09	.750	2,000,000.00	2,000,000.00	2,000,000.00	4/08/09
191098	303	REG	LD09B3408	WAYNE SAVINGS COMMUNITY BANK	.7500	10/07/09	.750	1,500,000.00	1,500,000.00	1,500,000.00	4/08/09
191099	303	REG	LD09B3416	LAKE NATIONAL BANK	.7520	10/07/09	.752	1,000,000.00	1,000,000.00	1,000,000.00	4/08/09
				227,000,000.00				227,000,000.00			227,000,000.00

PGM: INTS MONTHEND_INVENTORY
 SOURCE: VASUALQMD
 MODEL: INVENTORY
 BASIS: SETTLEMENT
 AS-OP: 4/30/09

K E V I N L. B O Y C E
 T R E A S U R E R , S T A T E O F O H I O

I N V E S T M E N T I N V E N T O R Y
 SETTLED POSITIONS AS OP: 4/30/09

PAGE: 59

QMD/99.01.V.X5.2

INVT#	FUND	FUND G	CUSIP	DESCRIPTION	RATE	MATURITY	YIELD	PAR AMOUNT	BOOK VALUE	TS\$-MARKET	1ST-PBR
191168	303	REG	AG0900047	CITIZENS BANK OF ASHVILLE	.0200	4/13/10	.020	100,000.00	100,000.00	100,000.00	4/13/09
191224	303	REG	AG0900161	SECURITY NB & TRUST, DIV PARR NB	.0200	4/13/10	.020	100,000.00	100,000.00	100,000.00	4/13/09
191225	303	REG	AG0900179	SECURITY NB & TRUST, DIV PARR NB	.0200	4/13/10	.020	100,000.00	100,000.00	100,000.00	4/13/09
191226	303	REG	AG0900187	SECURITY NB & TRUST, DIV PARR NB	.0200	4/13/10	.020	100,000.00	100,000.00	100,000.00	4/13/09
191227	303	REG	AG0900195	SECURITY NB & TRUST, DIV PARR NB	.0200	4/13/10	.020	100,000.00	100,000.00	100,000.00	4/13/09
191228	303	REG	AG0900203	SECURITY NB & TRUST, DIV PARR NB	.0200	4/13/10	.020	100,000.00	100,000.00	100,000.00	4/13/09
191229	303	REG	AG0900211	SECURITY NB & TRUST, DIV PARR NB	.0200	4/13/10	.020	100,000.00	100,000.00	100,000.00	4/13/09
191230	303	REG	AG0900229	SECURITY NB & TRUST, DIV PARR NB	.0200	4/13/10	.020	100,000.00	100,000.00	100,000.00	4/13/09
191231	303	REG	AG0900237	SECURITY NB & TRUST, DIV PARR NB	.0200	4/13/10	.020	100,000.00	100,000.00	100,000.00	4/13/09
191233	303	REG	AG0900245	SECURITY NB & TRUST, DIV PARR NB	.0200	4/13/10	.020	100,000.00	100,000.00	100,000.00	4/13/09
191235	303	REG	AG0900252	SECURITY NB & TRUST, DIV PARR NB	.0200	4/13/10	.020	100,000.00	100,000.00	100,000.00	4/13/09
191239	303	REG	AG0900260	SECURITY NB & TRUST, DIV PARR NB	.0200	4/13/10	.020	80,000.00	80,150.00	80,150.00	4/13/09
191240	303	REG	AG0900278	SECURITY NB & TRUST, DIV PARR NB	.0200	4/13/10	.020	60,000.00	60,000.00	60,000.00	4/13/09
191241	303	REG	AG0900286	SECURITY NB & TRUST, DIV PARR NB	.0200	4/13/10	.020	50,000.00	50,000.00	50,000.00	4/13/09
191242	303	REG	AG0900294	SECURITY NB & TRUST, DIV PARR NB	.0200	4/13/10	.020	100,000.00	100,000.00	100,000.00	4/13/09
191243	303	REG	AG0900302	SECURITY NB & TRUST, DIV PARR NB	.0200	4/13/10	.020	100,000.00	100,000.00	100,000.00	4/13/09
191244	303	REG	AG0900310	SECURITY NB & TRUST, DIV PARR NB	.0200	4/13/10	.020	100,000.00	100,000.00	100,000.00	4/13/09
191245	303	REG	AG0900328	SECURITY NB & TRUST, DIV PARR NB	.0200	4/13/10	.020	100,000.00	100,000.00	100,000.00	4/13/09
191246	303	REG	AG0900336	SECURITY NB & TRUST, DIV PARR NB	.0200	4/13/10	.020	50,000.00	50,000.00	50,000.00	4/13/09
191247	303	REG	AG0900344	SECURITY NB & TRUST, DIV PARR NB	.0200	4/13/10	.020	45,150.00	45,150.00	45,150.00	4/13/09
191248	303	REG	AG0900351	SECURITY NB & TRUST, DIV PARR NB	.0200	4/13/10	.020	100,000.00	100,000.00	100,000.00	4/13/09
191249	303	REG	AG0900369	SECURITY NB & TRUST, DIV PARR NB	.0200	4/13/10	.020	100,000.00	100,000.00	100,000.00	4/13/09
191250	303	REG	AG0900377	SECURITY NB & TRUST, DIV PARR NB	.0200	4/13/10	.020	100,000.00	100,000.00	100,000.00	4/13/09
191251	303	REG	AG0900385	SECURITY NB & TRUST, DIV PARR NB	.0200	4/13/10	.020	100,000.00	100,000.00	100,000.00	4/13/09
191252	303	REG	AG0900393	SECURITY NB & TRUST, DIV PARR NB	.0200	4/13/10	.020	100,000.00	100,000.00	100,000.00	4/13/09
191253	303	REG	AG0900401	SECURITY NB & TRUST, DIV PARR NB	.0200	4/13/10	.020	100,000.00	100,000.00	100,000.00	4/13/09
191254	303	REG	AG0900419	SECURITY NB & TRUST, DIV PARR NB	.0200	4/13/10	.020	20,000.00	20,000.00	20,000.00	4/13/09
191255	303	REG	AG0900427	SECURITY NB & TRUST, DIV PARR NB	.0200	4/13/10	.020	100,000.00	100,000.00	100,000.00	4/13/09
191256	303	REG	AG0900435	SECURITY NB & TRUST, DIV PARR NB	.0200	4/13/10	.020	100,000.00	100,000.00	100,000.00	4/13/09
191257	303	REG	AG0900443	SECURITY NB & TRUST, DIV PARR NB	.0200	4/13/10	.020	100,000.00	100,000.00	100,000.00	4/13/09
191258	303	REG	AG0900450	SECURITY NB & TRUST, DIV PARR NB	.0200	4/13/10	.020	100,000.00	100,000.00	100,000.00	4/13/09
191259	303	REG	AG0900468	SECURITY NB & TRUST, DIV PARR NB	.0200	4/13/10	.020	75,000.00	75,000.00	75,000.00	4/13/09
191260	303	REG	AG0900476	SECURITY NB & TRUST, DIV PARR NB	.0200	4/13/10	.020	100,000.00	100,000.00	100,000.00	4/13/09
191261	303	REG	AG0900484	PORT JENNINGS STATE BANK	.0200	4/13/10	.020	80,000.00	80,000.00	80,000.00	4/13/09
191262	303	REG	AG0900492	PORT JENNINGS STATE BANK	.0200	4/13/10	.020	100,000.00	100,000.00	100,000.00	4/13/09
191263	303	REG	AG0900500	PORT JENNINGS STATE BANK	.0200	4/13/10	.020	100,000.00	100,000.00	100,000.00	4/13/09
191264	303	REG	AG0900518	PORT JENNINGS STATE BANK	.0200	4/13/10	.020	100,000.00	100,000.00	100,000.00	4/13/09
191265	303	REG	AG0900526	PORT JENNINGS STATE BANK	.0200	4/13/10	.020	100,000.00	100,000.00	100,000.00	4/13/09
191266	303	REG	AG0900534	PORT JENNINGS STATE BANK	.0200	4/13/10	.020	100,000.00	100,000.00	100,000.00	4/13/09

PGM: INVS MONTHEND INVENTORY
 SOURCE: VALUED INVENTORY
 MODEL: INVENTORY
 BASIS: SETTLEMENT
 AS-OF: 4/30/09

K R V I N L . B O Y C H
 T R E A S U R E R , S T A T E O F O H I O

I N V E S T M E N T I N V E N T O R Y
 SETTLED POSITIONS AS OF: 4/30/09

PAGE: 61

QED/99.01.V-X6.2

INVT#	FUND	FUND C	COSIP	DESCRIPTION	RATE	MATURITY	YIELD	PAR AMOUNT	BOOK VALUE	US\$ MARKET	1ST-PYR
191313	303	RFG	AG0900930	KINGSTON NATIONAL BANK	.0200	4/13/10	.020	100,000.00	100,000.00	100,000.00	4/13/09
191314	303	RFG	AG0900948	KINGSTON NATIONAL BANK	.0200	4/13/10	.020	100,000.00	100,000.00	100,000.00	4/13/09
191315	303	RFG	AG0900955	KINGSTON NATIONAL BANK	.0200	4/13/10	.020	100,000.00	100,000.00	100,000.00	4/13/09
191316	303	RFG	AG0900963	KINGSTON NATIONAL BANK	.0200	4/13/10	.020	10,000.00	10,000.00	10,000.00	4/13/09
191317	303	RFG	AG0900971	KINGSTON NATIONAL BANK	.0200	4/13/10	.020	100,000.00	100,000.00	100,000.00	4/13/09
191318	303	RFG	AG0900989	KINGSTON NATIONAL BANK	.0200	4/13/10	.020	100,000.00	100,000.00	100,000.00	4/13/09
191319	303	RFG	AG0900997	KINGSTON NATIONAL BANK	.0200	4/13/10	.020	100,000.00	100,000.00	100,000.00	4/13/09
191320	303	RFG	AG0901011	KINGSTON NATIONAL BANK	.0200	4/13/10	.020	100,000.00	100,000.00	100,000.00	4/13/09
191321	303	RFG	AG0901029	KINGSTON NATIONAL BANK	.0200	4/13/10	.020	100,000.00	100,000.00	100,000.00	4/13/09
191322	303	RFG	AG0901037	KINGSTON NATIONAL BANK	.0200	4/13/10	.020	15,100.00	15,100.00	15,100.00	4/13/09
191323	303	RFG	AG0901045	KINGSTON NATIONAL BANK	.0200	4/13/10	.020	100,000.00	100,000.00	100,000.00	4/13/09
191324	303	RFG	AG0901052	KINGSTON NATIONAL BANK	.0200	4/13/10	.020	30,000.00	30,000.00	30,000.00	4/13/09
191325	303	RFG	AG0901060	KINGSTON NATIONAL BANK	.0200	4/13/10	.020	19,000.00	19,000.00	19,000.00	4/13/09
191326	303	RFG	AG0901078	KINGSTON NATIONAL BANK	.0200	4/13/10	.020	25,000.00	25,000.00	25,000.00	4/13/09
191327	303	RFG	AG0901086	KINGSTON NATIONAL BANK	.0200	4/13/10	.020	45,000.00	45,000.00	45,000.00	4/13/09
191328	303	RFG	AG0901094	KINGSTON NATIONAL BANK	.0200	4/13/10	.020	40,000.00	40,000.00	40,000.00	4/13/09
191329	303	RFG	AG0901102	KINGSTON NATIONAL BANK	.0200	4/13/10	.020	100,000.00	100,000.00	100,000.00	4/13/09
191330	303	RFG	AG0901110	KINGSTON NATIONAL BANK	.0200	4/13/10	.020	70,000.00	70,000.00	70,000.00	4/13/09
191331	303	RFG	AG0901118	KINGSTON NATIONAL BANK	.0200	4/13/10	.020	55,000.00	55,000.00	55,000.00	4/13/09
191332	303	RFG	AG0901126	KINGSTON NATIONAL BANK	.0200	4/13/10	.020	30,000.00	30,000.00	30,000.00	4/13/09
191333	303	RFG	AG0901134	KINGSTON NATIONAL BANK	.0200	4/13/10	.020	25,000.00	25,000.00	25,000.00	4/13/09
191334	303	RFG	AG0901142	KINGSTON NATIONAL BANK	.0200	4/13/10	.020	100,000.00	100,000.00	100,000.00	4/13/09
191335	303	RFG	AG0901151	KINGSTON NATIONAL BANK	.0200	4/13/10	.020	30,000.00	30,000.00	30,000.00	4/13/09
191336	303	RFG	AG0901159	KINGSTON NATIONAL BANK	.0200	4/13/10	.020	50,000.00	50,000.00	50,000.00	4/13/09
191337	303	RFG	AG0901167	KINGSTON NATIONAL BANK	.0200	4/13/10	.020	55,000.00	55,000.00	55,000.00	4/13/09
191338	303	RFG	AG0901185	KINGSTON NATIONAL BANK	.0200	4/13/10	.020	30,000.00	30,000.00	30,000.00	4/13/09
191339	303	RFG	AG0901193	KINGSTON NATIONAL BANK	.0200	4/13/10	.020	100,000.00	100,000.00	100,000.00	4/13/09
191340	303	RFG	AG0901201	KINGSTON NATIONAL BANK	.0200	4/13/10	.020	100,000.00	100,000.00	100,000.00	4/13/09
191341	303	RFG	AG0901219	KINGSTON NATIONAL BANK	.0200	4/13/10	.020	100,000.00	100,000.00	100,000.00	4/13/09
191342	303	RFG	AG0901227	KINGSTON NATIONAL BANK	.0200	4/13/10	.020	12,000.00	12,000.00	12,000.00	4/13/09
191343	303	RFG	AG0901235	KINGSTON NATIONAL BANK	.0200	4/13/10	.020	100,000.00	100,000.00	100,000.00	4/13/09
191344	303	RFG	AG0901243	KINGSTON NATIONAL BANK	.0200	4/13/10	.020	100,000.00	100,000.00	100,000.00	4/13/09
191345	303	RFG	AG0901250	KINGSTON NATIONAL BANK	.0200	4/13/10	.020	60,000.00	60,000.00	60,000.00	4/13/09
191346	303	RFG	AG0901258	KINGSTON NATIONAL BANK	.0200	4/13/10	.020	15,000.00	15,000.00	15,000.00	4/13/09
191347	303	RFG	AG0901276	KINGSTON NATIONAL BANK	.0200	4/13/10	.020	25,000.00	25,000.00	25,000.00	4/13/09
191349	303	RFG	AG0901284	KINGSTON NATIONAL BANK	.0200	4/13/10	.020	19,000.00	19,000.00	19,000.00	4/13/09
191350	303	RFG	AG0901292	KINGSTON NATIONAL BANK	.0200	4/13/10	.020	75,000.00	75,000.00	75,000.00	4/13/09
191351	303	RFG	AG0901300	KINGSTON NATIONAL BANK	.0200	4/13/10	.020	100,000.00	100,000.00	100,000.00	4/13/09
191352	303	RFG	AG0901318	KINGSTON NATIONAL BANK	.0200	4/13/10	.020	100,000.00	100,000.00	100,000.00	4/13/09
191353	303	RFG	AG0901326	KINGSTON NATIONAL BANK	.0200	4/13/10	.020	100,000.00	100,000.00	100,000.00	4/13/09

EGM: INVS NORTHEAD INVENTORY
 SOURCE: VISUALIZED
 MODEL: INVENTORY
 BASIS: SETTLEMENT
 AS-OF: 4/30/09

KEVIN L. BOYCH
 TREASURER, STATE OF OHIO

INVENTORY
 SETTLED POSITIONS AS OF: 4/30/09

INVT#	FUND	FUND Q	CUSIP	DESCRIPTION	RATE	MATURITY	YIELD	PAR AMOUNT	BOOK VALUE	US\$ MARKET	1ST PUR
191399	303	REG	AG0901753	CITIZENS NATIONAL OF BUFFTON	.0200	4/13/10	.020	40,000.00	40,000.00	40,000.00	4/14/09
191400	303	REG	AG0901771	CITIZENS NATIONAL OF BUFFTON	.0200	4/13/10	.020	100,000.00	100,000.00	100,000.00	4/14/09
191401	303	REG	AG0901789	CITIZENS NATIONAL OF BUFFTON	.0200	4/13/10	.020	30,220.00	30,220.00	30,220.00	4/14/09
191402	303	REG	AG0901797	CITIZENS NATIONAL OF BUFFTON	.0200	4/13/10	.020	80,000.00	80,000.00	80,000.00	4/14/09
191403	303	REG	AG0901805	CITIZENS NATIONAL OF BUFFTON	.0200	4/13/10	.020	100,000.00	100,000.00	100,000.00	4/14/09
191404	303	REG	AG0901813	CITIZENS NATIONAL OF BUFFTON	.0200	4/13/10	.020	65,000.00	65,000.00	65,000.00	4/14/09
191405	303	REG	AG0901821	CITIZENS NATIONAL OF BUFFTON	.0200	4/13/10	.020	100,000.00	100,000.00	100,000.00	4/14/09
191406	303	REG	AG0901839	CITIZENS NATIONAL OF BUFFTON	.0200	4/13/10	.020	60,000.00	60,000.00	60,000.00	4/14/09
191407	303	REG	AG0901847	CITIZENS NATIONAL OF BUFFTON	.0200	4/13/10	.020	100,000.00	100,000.00	100,000.00	4/14/09
191408	303	REG	AG0901854	CITIZENS NATIONAL OF BUFFTON	.0200	4/13/10	.020	100,000.00	100,000.00	100,000.00	4/14/09
191409	303	REG	AG0901862	CITIZENS NATIONAL OF BUFFTON	.0200	4/13/10	.020	25,000.00	25,000.00	25,000.00	4/14/09
191410	303	REG	AG0901870	CITIZENS NATIONAL OF BUFFTON	.0200	4/13/10	.020	100,000.00	100,000.00	100,000.00	4/14/09
191411	303	REG	AG0901888	CITIZENS NATIONAL OF BUFFTON	.0200	4/13/10	.020	65,000.00	65,000.00	65,000.00	4/14/09
191412	303	REG	AG0901896	CITIZENS NATIONAL OF BUFFTON	.0200	4/13/10	.020	75,000.00	75,000.00	75,000.00	4/14/09
191413	303	REG	AG0901904	CITIZENS NATIONAL OF BUFFTON	.0200	4/13/10	.020	50,000.00	50,000.00	50,000.00	4/14/09
191414	303	REG	AG0901912	CITIZENS NATIONAL OF BUFFTON	.0200	4/13/10	.020	100,000.00	100,000.00	100,000.00	4/14/09
191415	303	REG	AG0901920	CITIZENS NATIONAL OF BUFFTON	.0200	4/13/10	.020	100,000.00	100,000.00	100,000.00	4/14/09
191416	303	REG	AG0901938	CITIZENS NATIONAL OF BUFFTON	.0200	4/13/10	.020	100,000.00	100,000.00	100,000.00	4/14/09
191417	303	REG	AG0901946	CITIZENS NATIONAL OF BUFFTON	.0200	4/13/10	.020	100,000.00	100,000.00	100,000.00	4/14/09
191418	303	REG	AG0901953	CITIZENS NATIONAL OF BUFFTON	.0200	4/13/10	.020	100,000.00	100,000.00	100,000.00	4/14/09
191419	303	REG	AG0901961	CITIZENS NATIONAL OF BUFFTON	.0200	4/13/10	.020	100,000.00	100,000.00	100,000.00	4/14/09
191420	303	REG	AG0901979	CITIZENS NATIONAL OF BUFFTON	.0200	4/13/10	.020	90,000.00	90,000.00	90,000.00	4/14/09
191421	303	REG	AG0901987	CITIZENS NATIONAL OF BUFFTON	.0200	4/13/10	.020	100,000.00	100,000.00	100,000.00	4/14/09
191422	303	REG	AG0901995	CITIZENS NATIONAL OF BUFFTON	.0200	4/13/10	.020	100,000.00	100,000.00	100,000.00	4/14/09
191423	303	REG	AG0902001	CITIZENS NATIONAL OF BUFFTON	.0200	4/13/10	.020	100,000.00	100,000.00	100,000.00	4/14/09
191424	303	REG	AG0902019	CITIZENS NATIONAL OF BUFFTON	.0200	4/13/10	.020	100,000.00	100,000.00	100,000.00	4/14/09
191425	303	REG	AG0902027	CITIZENS NATIONAL OF BUFFTON	.0200	4/13/10	.020	100,000.00	100,000.00	100,000.00	4/14/09
191426	303	REG	AG0902035	CITIZENS NATIONAL OF BUFFTON	.0200	4/13/10	.020	45,000.00	45,000.00	45,000.00	4/14/09
191427	303	REG	AG0902043	CITIZENS NATIONAL OF BUFFTON	.0200	4/13/10	.020	100,000.00	100,000.00	100,000.00	4/14/09
191429	303	REG	AG0902058	CITIZENS NATIONAL OF BUFFTON	.0200	4/13/10	.020	100,000.00	100,000.00	100,000.00	4/14/09
191430	303	REG	AG0902076	CITIZENS NATIONAL OF BUFFTON	.0200	4/13/10	.020	100,000.00	100,000.00	100,000.00	4/14/09
191431	303	REG	AG0902084	CITIZENS NATIONAL OF BUFFTON	.0200	4/13/10	.020	80,000.00	80,000.00	80,000.00	4/14/09
191432	303	REG	AG0902092	CITIZENS NATIONAL OF BUFFTON	.0200	4/13/10	.020	50,000.00	50,000.00	50,000.00	4/14/09
191433	303	REG	AG0902100	CITIZENS NATIONAL OF BUFFTON	.0200	4/13/10	.020	70,000.00	70,000.00	70,000.00	4/14/09
191434	303	REG	AG0902118	CITIZENS NATIONAL OF BUFFTON	.0200	4/13/10	.020	100,000.00	100,000.00	100,000.00	4/14/09
191435	303	REG	AG0902126	CITIZENS NATIONAL OF BUFFTON	.0200	4/13/10	.020	25,000.00	25,000.00	25,000.00	4/14/09
191436	303	REG	AG0902134	CITIZENS NATIONAL OF BUFFTON	.0200	4/13/10	.020	100,000.00	100,000.00	100,000.00	4/14/09
191437	303	REG	AG0902142	CITIZENS NATIONAL OF BUFFTON	.0200	4/13/10	.020	15,000.00	15,000.00	15,000.00	4/14/09
191438	303	REG	AG0902159	CITIZENS NATIONAL OF BUFFTON	.0200	4/13/10	.020	50,000.00	50,000.00	50,000.00	4/14/09

PGM: INVS MONTHEND_INVENTORY
 SOURCE: VISUALORD
 MODEL: INVENTORY
 BASIS: SETTLEMENT
 AS-OF: 4/30/09

KEVIN L. BOYCE
 T R A S U R E R , S T A T E O F O H I O

I N V E S T M E N T I N V E N T O R Y
 SETTLED POSITIONS AS OF: 4/30/09

INVT#	FUND	FUND G	CUSIP	DESCRIPTION	RATE	MATURITY	YIELD	PAR AMOUNT	BOOK-VALUE	US\$ MARKET	1ST-PRI
191487	303	REG	AG0902563	FIRST FEDERAL BANK OF THE MIDWEST	.0200	4/13/10	.020	60,000.00	60,000.00	60,000.00	4/15/09
191488	303	REG	AG0902571	FIRST FEDERAL BANK OF THE MIDWEST	.0200	4/13/10	.020	100,000.00	100,000.00	100,000.00	4/15/09
191489	303	REG	AG0902589	FIRST FEDERAL BANK OF THE MIDWEST	.0200	4/13/10	.020	100,000.00	100,000.00	100,000.00	4/15/09
191490	303	REG	AG0902597	FIRST FEDERAL BANK OF THE MIDWEST	.0200	4/13/10	.020	25,000.00	25,000.00	25,000.00	4/15/09
191491	303	REG	AG0902605	FIRST FEDERAL BANK OF THE MIDWEST	.0200	4/13/10	.020	100,000.00	100,000.00	100,000.00	4/15/09
191492	303	REG	AG0902613	FIRST FEDERAL BANK OF THE MIDWEST	.0200	4/13/10	.020	75,000.00	75,000.00	75,000.00	4/15/09
191493	303	REG	AG0902621	FIRST FEDERAL BANK OF THE MIDWEST	.0200	4/13/10	.020	100,000.00	100,000.00	100,000.00	4/15/09
191494	303	REG	AG0902639	FIRST FEDERAL BANK OF THE MIDWEST	.0200	4/13/10	.020	100,000.00	100,000.00	100,000.00	4/15/09
191495	303	REG	AG0902647	COMMERCIAL SAVINGS BANK, UPPER S	.0200	4/13/10	.020	25,000.00	25,000.00	25,000.00	4/15/09
191496	303	REG	AG0902654	COMMERCIAL SAVINGS BANK, UPPER S	.0200	4/13/10	.020	80,000.00	80,000.00	80,000.00	4/15/09
191497	303	REG	AG0902662	COMMERCIAL SAVINGS BANK, UPPER S	.0200	4/13/10	.020	75,000.00	75,000.00	75,000.00	4/15/09
191498	303	REG	AG0902670	COMMERCIAL SAVINGS BANK, UPPER S	.0200	4/13/10	.020	100,000.00	100,000.00	100,000.00	4/15/09
191499	303	REG	AG0902688	COMMERCIAL SAVINGS BANK, UPPER S	.0200	4/13/10	.020	100,000.00	100,000.00	100,000.00	4/15/09
191500	303	REG	AG0902696	COMMERCIAL SAVINGS BANK, UPPER S	.0200	4/13/10	.020	100,000.00	100,000.00	100,000.00	4/15/09
191501	303	REG	AG0902704	COMMERCIAL SAVINGS BANK, UPPER S	.0200	4/13/10	.020	100,000.00	100,000.00	100,000.00	4/15/09
191502	303	REG	AG0902712	COMMERCIAL SAVINGS BANK, UPPER S	.0200	4/13/10	.020	50,000.00	50,000.00	50,000.00	4/15/09
191503	303	REG	AG0902720	COMMERCIAL SAVINGS BANK, UPPER S	.0200	4/13/10	.020	25,000.00	25,000.00	25,000.00	4/15/09
191504	303	REG	AG0902738	COMMERCIAL SAVINGS BANK, UPPER S	.0200	4/13/10	.020	30,000.00	30,000.00	30,000.00	4/15/09
191505	303	REG	AG0902746	COMMERCIAL SAVINGS BANK, UPPER S	.0200	4/13/10	.020	75,000.00	75,000.00	75,000.00	4/15/09
191506	303	REG	AG0902753	COMMERCIAL SAVINGS BANK, UPPER S	.0200	4/13/10	.020	100,000.00	100,000.00	100,000.00	4/15/09
191507	303	REG	AG0902761	COMMERCIAL SAVINGS BANK, UPPER S	.0200	4/13/10	.020	80,000.00	80,000.00	80,000.00	4/15/09
191508	303	REG	AG0902779	COMMERCIAL SAVINGS BANK, UPPER S	.0200	4/13/10	.020	20,000.00	20,000.00	20,000.00	4/15/09
191509	303	REG	AG0902787	COMMERCIAL SAVINGS BANK, UPPER S	.0200	4/13/10	.020	15,000.00	15,000.00	15,000.00	4/15/09
191510	303	REG	AG0902795	COMMERCIAL SAVINGS BANK, UPPER S	.0200	4/13/10	.020	30,000.00	30,000.00	30,000.00	4/15/09
191511	303	REG	AG0902803	COMMERCIAL SAVINGS BANK, UPPER S	.0200	4/13/10	.020	60,000.00	60,000.00	60,000.00	4/15/09
191512	303	REG	AG0902811	COMMERCIAL SAVINGS BANK, UPPER S	.0200	4/13/10	.020	43,000.00	43,000.00	43,000.00	4/15/09
191513	303	REG	AG0902829	COMMERCIAL SAVINGS BANK, UPPER S	.0200	4/13/10	.020	30,000.00	30,000.00	30,000.00	4/15/09
191514	303	REG	AG0902837	COMMERCIAL SAVINGS BANK, UPPER S	.0200	4/13/10	.020	40,000.00	40,000.00	40,000.00	4/15/09
191515	303	REG	AG0902845	COMMERCIAL SAVINGS BANK, UPPER S	.0200	4/13/10	.020	80,000.00	80,000.00	80,000.00	4/15/09
191516	303	REG	AG0902852	COMMERCIAL SAVINGS BANK, UPPER S	.0200	4/13/10	.020	100,000.00	100,000.00	100,000.00	4/15/09
191517	303	REG	AG0902860	COMMERCIAL SAVINGS BANK, UPPER S	.0200	4/13/10	.020	100,000.00	100,000.00	100,000.00	4/15/09
191518	303	REG	AG0902878	COMMERCIAL SAVINGS BANK, UPPER S	.0200	4/13/10	.020	100,000.00	100,000.00	100,000.00	4/15/09
191519	303	REG	AG0902886	COMMERCIAL SAVINGS BANK, UPPER S	.0200	4/13/10	.020	100,000.00	100,000.00	100,000.00	4/15/09
191520	303	REG	AG0902894	COMMERCIAL SAVINGS BANK, UPPER S	.0200	4/13/10	.020	100,000.00	100,000.00	100,000.00	4/15/09
191521	303	REG	AG0902902	COMMERCIAL SAVINGS BANK, UPPER S	.0200	4/13/10	.020	60,000.00	60,000.00	60,000.00	4/15/09
191522	303	REG	AG0902910	COMMERCIAL SAVINGS BANK, UPPER S	.0200	4/13/10	.020	100,000.00	100,000.00	100,000.00	4/15/09
191523	303	REG	AG0902928	COMMERCIAL SAVINGS BANK, UPPER S	.0200	4/13/10	.020	100,000.00	100,000.00	100,000.00	4/15/09
191524	303	REG	AG0902936	CITIZENS BANK CO., BEVERLY	.0200	4/13/10	.020	100,000.00	100,000.00	100,000.00	4/15/09
191525	303	REG	AG0902944	OLD NATIONAL BANK	.0200	4/13/10	.020	100,000.00	100,000.00	100,000.00	4/15/09

PKM: INVS MONTHEND INVENTORY
 SOURCE: VIAU10RD
 MODEL: INVENTORY
 BASIS: SETTLEMENT
 AS OF: 4/30/09

K E V I N L. B O Y C E
 T R E A S U R E R , S T A T E O F O H I O

I N V E S T M E N T I N V E N T O R Y
 SETTLED POSITIONS AS OF: 4/30/09

PAGE: 67

INVS#	FUND	FUND G	CUSIP	DESCRIPTION	RATE	MATURITY	YIELD	PAR AMOUNT	BOOK VALUE	US\$ MARKET	1ST PUR
191574	303	REG	AG0903348	HUNTINGTON NATIONAL BANK, NA	.0200	4/13/10	.020	40,000.00	40,000.00	40,000.00	4/15/09
191575	303	REG	AG0903355	HUNTINGTON NATIONAL BANK, NA	.0200	4/13/10	.020	50,000.00	50,000.00	50,000.00	4/15/09
191576	303	REG	AG0903363	HUNTINGTON NATIONAL BANK, NA	.0200	4/13/10	.020	75,000.00	75,000.00	75,000.00	4/15/09
191577	303	REG	AG0903371	HUNTINGTON NATIONAL BANK, NA	.0200	4/13/10	.020	80,000.00	80,000.00	80,000.00	4/15/09
191578	303	REG	AG0903389	HUNTINGTON NATIONAL BANK, NA	.0200	4/13/10	.020	5,000.00	5,000.00	5,000.00	4/15/09
191579	303	REG	AG0903397	HUNTINGTON NATIONAL BANK, NA	.0200	4/13/10	.020	100,000.00	100,000.00	100,000.00	4/15/09
191580	303	REG	AG0903405	HUNTINGTON NATIONAL BANK, NA	.0200	4/13/10	.020	25,000.00	25,000.00	25,000.00	4/15/09
191581	303	REG	AG0903413	HUNTINGTON NATIONAL BANK, NA	.0200	4/13/10	.020	100,000.00	100,000.00	100,000.00	4/15/09
191582	303	REG	AG0903421	HUNTINGTON NATIONAL BANK, NA	.0200	4/13/10	.020	100,000.00	100,000.00	100,000.00	4/15/09
191583	303	REG	AG0903439	HUNTINGTON NATIONAL BANK, NA	.0200	4/13/10	.020	100,000.00	100,000.00	100,000.00	4/15/09
191587	303	REG	AG0903447	UNITED BANK N.A., DIV OF PARK NB	.0200	4/13/10	.020	100,000.00	100,000.00	100,000.00	4/15/09
191592	303	REG	AG0903496	THE OHIO STATE BANK	.0200	4/13/10	.020	90,000.00	90,000.00	90,000.00	4/15/09
191593	303	REG	AG0903504	THE OHIO STATE BANK	.0200	4/13/10	.020	100,000.00	100,000.00	100,000.00	4/15/09
191594	303	REG	AG0903512	THE OHIO STATE BANK	.0200	4/13/10	.020	100,000.00	100,000.00	100,000.00	4/15/09
191595	303	REG	AG0903520	THE OHIO STATE BANK	.0200	4/13/10	.020	60,000.00	60,000.00	60,000.00	4/15/09
191596	303	REG	AG0903538	THE OHIO STATE BANK	.0200	4/13/10	.020	100,000.00	100,000.00	100,000.00	4/15/09
191597	303	REG	AG0903546	THE OHIO STATE BANK	.0200	4/13/10	.020	100,000.00	100,000.00	100,000.00	4/15/09
191598	303	REG	AG0903553	THE OHIO STATE BANK	.0200	4/13/10	.020	100,000.00	100,000.00	100,000.00	4/15/09
191599	303	REG	AG0903561	THE OHIO STATE BANK	.0200	4/13/10	.020	80,000.00	80,000.00	80,000.00	4/15/09
191611	303	REG	AG0903595	SUTTON BANK	.0200	4/13/10	.020	100,000.00	100,000.00	100,000.00	4/16/09
191612	303	REG	AG0903603	SUTTON BANK	.0200	4/13/10	.020	100,000.00	100,000.00	100,000.00	4/16/09
191613	303	REG	AG0903611	SUTTON BANK	.0200	4/13/10	.020	30,000.00	30,000.00	30,000.00	4/16/09
191614	303	REG	AG0903629	SUTTON BANK	.0200	4/13/10	.020	50,000.00	50,000.00	50,000.00	4/16/09
191615	303	REG	AG0903637	SUTTON BANK	.0200	4/13/10	.020	90,000.00	90,000.00	90,000.00	4/16/09
191616	303	REG	AG0903645	SUTTON BANK	.0200	4/13/10	.020	50,000.00	50,000.00	50,000.00	4/16/09
191617	303	REG	AG0903652	SUTTON BANK	.0200	4/13/10	.020	50,000.00	50,000.00	50,000.00	4/16/09
191618	303	REG	AG0903660	SUTTON BANK	.0200	4/13/10	.020	70,000.00	70,000.00	70,000.00	4/16/09
191619	303	REG	AG0903678	SUTTON BANK	.0200	4/13/10	.020	100,000.00	100,000.00	100,000.00	4/16/09
191620	303	REG	AG0903686	SUTTON BANK	.0200	4/13/10	.020	100,000.00	100,000.00	100,000.00	4/16/09
191621	303	REG	AG0903694	METAMORA STATE BANK	.0200	4/13/10	.020	100,000.00	100,000.00	100,000.00	4/16/09
191622	303	REG	AG0903702	METAMORA STATE BANK	.0200	4/13/10	.020	100,000.00	100,000.00	100,000.00	4/16/09
191623	303	REG	AG0903710	METAMORA STATE BANK	.0200	4/13/10	.020	35,000.00	35,000.00	35,000.00	4/16/09
191624	303	REG	AG0903728	METAMORA STATE BANK	.0200	4/13/10	.020	100,000.00	100,000.00	100,000.00	4/16/09
191625	303	REG	AG0903736	METAMORA STATE BANK	.0200	4/13/10	.020	60,000.00	60,000.00	60,000.00	4/16/09
191626	303	REG	AG0903744	METAMORA STATE BANK	.0200	4/13/10	.020	100,000.00	100,000.00	100,000.00	4/16/09
191627	303	REG	AG0903751	METAMORA STATE BANK	.0200	4/13/10	.020	100,000.00	100,000.00	100,000.00	4/16/09
191628	303	REG	AG0903769	METAMORA STATE BANK	.0200	4/13/10	.020	100,000.00	100,000.00	100,000.00	4/16/09
191629	303	REG	AG0903777	METAMORA STATE BANK	.0200	4/13/10	.020	100,000.00	100,000.00	100,000.00	4/16/09
191630	303	REG	AG0903785	METAMORA STATE BANK	.0200	4/13/10	.020	100,000.00	100,000.00	100,000.00	4/16/09

P44: INTS_MONTHERD_INVENTORY
 SOURCE: VENDOR
 MODEL: INVENTORY
 BASIS: SETTLEMENT
 AS-OF: 4/30/09

KEVIN L. BOYCE
 TREASURER, STATE OF OHIO

INVESTMENT INVENTORY
 SETTLED POSITIONS AS OF: 4/30/09

INVT#	FUND	FUND G	CBSIP	DESCRIPTION	RATE	MATURITY	YIELD	PAR AMOUNT	BOOK VALUE	DS\$-MARKET	1ST PR
191673	303	REG	AG0904197	COMMUNITY FIRST BANK	.0200	4/13/10	.020	20,000.00	20,000.00	20,000.00	4/16/09
191674	303	REG	AG0904205	COMMUNITY FIRST BANK	.0200	4/13/10	.020	20,000.00	20,000.00	20,000.00	4/16/09
191675	303	REG	AG0904213	COMMUNITY FIRST BANK	.0200	4/13/10	.020	20,000.00	20,000.00	20,000.00	4/16/09
191676	303	REG	AG0904221	COMMUNITY FIRST BANK	.0200	4/13/10	.020	40,000.00	40,000.00	40,000.00	4/16/09
191677	303	REG	AG0904239	COMMUNITY FIRST BANK	.0200	4/13/10	.020	100,000.00	100,000.00	100,000.00	4/16/09
191678	303	REG	AG0904247	COMMUNITY FIRST BANK	.0200	4/13/10	.020	100,000.00	100,000.00	100,000.00	4/16/09
191679	303	REG	AG0904254	COMMUNITY FIRST BANK	.0200	4/13/10	.020	100,000.00	100,000.00	100,000.00	4/16/09
191680	303	REG	AG0904262	COMMUNITY FIRST BANK	.0200	4/13/10	.020	65,000.00	65,000.00	65,000.00	4/16/09
191681	303	REG	AG0904270	COMMUNITY FIRST BANK	.0200	4/13/10	.020	100,000.00	100,000.00	100,000.00	4/16/09
191693	303	REG	AG0904288	STATE BANK & TRUST COMPANY	.0200	4/13/10	.020	75,000.00	75,000.00	75,000.00	4/16/09
191727	303	REG	AG0904585	FIRST FEDERAL BANK OTHER MIDWEST	.0200	4/13/10	.020	100,000.00	100,000.00	100,000.00	4/17/09
191728	303	REG	AG0904593	FIRST FEDERAL BANK OTHER MIDWEST	.0200	4/13/10	.020	100,000.00	100,000.00	100,000.00	4/17/09
191729	303	REG	AG0904601	FIRST FEDERAL BANK OTHER MIDWEST	.0200	4/13/10	.020	75,000.00	75,000.00	75,000.00	4/17/09
191730	303	REG	AG0904619	FIRST FEDERAL BANK OTHER MIDWEST	.0200	4/13/10	.020	85,000.00	85,000.00	85,000.00	4/17/09
191731	303	REG	AG0904627	FIRST FEDERAL BANK OTHER MIDWEST	.0200	4/13/10	.020	100,000.00	100,000.00	100,000.00	4/17/09
191732	303	REG	AG0904635	FIRST FEDERAL BANK OTHER MIDWEST	.0200	4/13/10	.020	100,000.00	100,000.00	100,000.00	4/17/09
191733	303	REG	AG0904643	FIRST FEDERAL BANK OTHER MIDWEST	.0200	4/13/10	.020	100,000.00	100,000.00	100,000.00	4/17/09
191734	303	REG	AG0904650	FIRST FEDERAL BANK OTHER MIDWEST	.0200	4/13/10	.020	100,000.00	100,000.00	100,000.00	4/17/09
191735	303	REG	AG0904668	FIRST FEDERAL BANK OTHER MIDWEST	.0200	4/13/10	.020	100,000.00	100,000.00	100,000.00	4/17/09
191736	303	REG	AG0904676	FIRST FEDERAL BANK OTHER MIDWEST	.0200	4/13/10	.020	50,000.00	50,000.00	50,000.00	4/17/09
191737	303	REG	AG0904684	FIRST FEDERAL BANK OTHER MIDWEST	.0200	4/13/10	.020	100,000.00	100,000.00	100,000.00	4/17/09
191738	303	REG	AG0904692	FIRST FEDERAL BANK OTHER MIDWEST	.0200	4/13/10	.020	100,000.00	100,000.00	100,000.00	4/17/09
191739	303	REG	AG0904700	FIRST FEDERAL BANK OTHER MIDWEST	.0200	4/13/10	.020	100,000.00	100,000.00	100,000.00	4/17/09
191740	303	REG	AG0904718	FIRST FEDERAL BANK OTHER MIDWEST	.0200	4/13/10	.020	100,000.00	100,000.00	100,000.00	4/17/09
191741	303	REG	AG0904726	FIRST FEDERAL BANK OTHER MIDWEST	.0200	4/13/10	.020	100,000.00	100,000.00	100,000.00	4/17/09
191742	303	REG	AG0904734	FIRST FEDERAL BANK OTHER MIDWEST	.0200	4/13/10	.020	35,000.00	35,000.00	35,000.00	4/17/09
191726	303	REG	AG0904742	FIRST FEDERAL BANK OTHER MIDWEST	.0200	4/13/10	.020	100,000.00	100,000.00	100,000.00	4/17/09
191743	303	REG	AG0904759	HUNTINGTON NATIONAL BANK, NA	.0200	4/13/10	.020	100,000.00	100,000.00	100,000.00	4/17/09
191744	303	REG	AG0904767	HUNTINGTON NATIONAL BANK, NA	.0200	4/13/10	.020	90,000.00	90,000.00	90,000.00	4/17/09
191745	303	REG	AG0904775	HUNTINGTON NATIONAL BANK, NA	.0200	4/13/10	.020	100,000.00	100,000.00	100,000.00	4/17/09
191746	303	REG	AG0904783	HUNTINGTON NATIONAL BANK, NA	.0200	4/13/10	.020	100,000.00	100,000.00	100,000.00	4/17/09
191747	303	REG	AG0904791	HUNTINGTON NATIONAL BANK, NA	.0200	4/13/10	.020	100,000.00	100,000.00	100,000.00	4/17/09
191748	303	REG	AG0904809	HUNTINGTON NATIONAL BANK, NA	.0200	4/13/10	.020	100,000.00	100,000.00	100,000.00	4/17/09
191749	303	REG	AG0904817	HUNTINGTON NATIONAL BANK, NA	.0200	4/13/10	.020	90,000.00	90,000.00	90,000.00	4/17/09
191750	303	REG	AG0904825	HUNTINGTON NATIONAL BANK, NA	.0200	4/13/10	.020	100,000.00	100,000.00	100,000.00	4/17/09
191751	303	REG	AG0904833	HUNTINGTON NATIONAL BANK, NA	.0200	4/13/10	.020	100,000.00	100,000.00	100,000.00	4/17/09
191752	303	REG	AG0904841	HUNTINGTON NATIONAL BANK, NA	.0200	4/13/10	.020	100,000.00	100,000.00	100,000.00	4/17/09
191753	303	REG	AG0904858	HUNTINGTON NATIONAL BANK, NA	.0200	4/13/10	.020	100,000.00	100,000.00	100,000.00	4/17/09
191754	303	REG	AG0904866	HUNTINGTON NATIONAL BANK, NA	.0200	4/13/10	.020	100,000.00	100,000.00	100,000.00	4/17/09

PGM: INVS MONTHEND INVENTORY
 SOURCE: VLSR10ED
 MODEL: INVENTORY
 BASIS: SETTLEMENT
 AS-OF: 4/30/09

KEVIN L. BOYCE
 TREASURER, STATE OF OHIO
 INVENTOR
 SETTLED POSITIONS AS OF: 4/30/09

INVT#	FOND	FOND G	CUSIP	DESCRIPTION	RATE	MATURITY	YIELD	PAR AMOUNT	BOOK VALUE	US\$-MARKET	1ST-PR
191810	303	REG	AG0905269	LIBERTY NATIONAL BANK	.0200	4/13/10	.020	100,000.00	100,000.00	100,000.00	4/20/09
191812	303	REG	AG0905277	LIBERTY NATIONAL BANK	.0200	4/13/10	.020	20,000.00	20,000.00	20,000.00	4/20/09
191813	303	REG	AG0905285	LIBERTY NATIONAL BANK	.0200	4/13/10	.020	100,000.00	100,000.00	100,000.00	4/20/09
191814	303	REG	AG0905293	LIBERTY NATIONAL BANK	.0200	4/13/10	.020	100,000.00	100,000.00	100,000.00	4/20/09
191815	303	REG	AG0905301	LIBERTY NATIONAL BANK	.0200	4/13/10	.020	40,000.00	40,000.00	40,000.00	4/20/09
191816	303	REG	AG0905319	LIBERTY NATIONAL BANK	.0200	4/13/10	.020	45,000.00	45,000.00	45,000.00	4/20/09
191817	303	REG	AG0905327	LIBERTY NATIONAL BANK	.0200	4/13/10	.020	100,000.00	100,000.00	100,000.00	4/20/09
191818	303	REG	AG0905335	LIBERTY NATIONAL BANK	.0200	4/13/10	.020	50,000.00	50,000.00	50,000.00	4/20/09
191819	303	REG	AG0905343	LIBERTY NATIONAL BANK	.0200	4/13/10	.020	60,000.00	60,000.00	60,000.00	4/20/09
191820	303	REG	AG0905350	LIBERTY NATIONAL BANK	.0200	4/13/10	.020	100,000.00	100,000.00	100,000.00	4/20/09
191821	303	REG	AG0905368	LIBERTY NATIONAL BANK	.0200	4/13/10	.020	30,000.00	30,000.00	30,000.00	4/20/09
191826	303	REG	AG0905376	NORTH VALLEY BANK	.0200	4/13/10	.020	100,000.00	100,000.00	100,000.00	4/20/09
191827	303	REG	AG0905384	NORTH VALLEY BANK	.0200	4/13/10	.020	100,000.00	100,000.00	100,000.00	4/20/09
191828	303	REG	AG0905392	NORTH VALLEY BANK	.0200	4/13/10	.020	100,000.00	100,000.00	100,000.00	4/20/09
191829	303	REG	AG0905400	NORTH VALLEY BANK	.0200	4/13/10	.020	100,000.00	100,000.00	100,000.00	4/20/09
191830	303	REG	AG0905418	NORTH VALLEY BANK	.0200	4/13/10	.020	100,000.00	100,000.00	100,000.00	4/20/09
191831	303	REG	AG0905426	NORTH VALLEY BANK	.0200	4/13/10	.020	100,000.00	100,000.00	100,000.00	4/20/09
191832	303	REG	AG0905434	NORTH VALLEY BANK	.0200	4/13/10	.020	100,000.00	100,000.00	100,000.00	4/20/09
191833	303	REG	AG0905442	NORTH VALLEY BANK	.0200	4/13/10	.020	100,000.00	100,000.00	100,000.00	4/20/09
191834	303	REG	AG0905459	NORTH VALLEY BANK	.0200	4/13/10	.020	100,000.00	100,000.00	100,000.00	4/20/09
191835	303	REG	AG0905467	NORTH VALLEY BANK	.0200	4/13/10	.020	100,000.00	100,000.00	100,000.00	4/20/09
191885	303	REG	AG0905483	OLD FORT BANKING COMPANY	.0200	4/13/10	.020	100,000.00	100,000.00	100,000.00	4/22/09
191889	303	REG	AG0905525	CORLAND SAVINGS & BANKING CO	.0200	4/13/10	.020	100,000.00	100,000.00	100,000.00	4/22/09
191891	303	REG	AG0905541	CITIZENS NATIONAL BANK, CHILlico	.0200	4/13/10	.020	100,000.00	100,000.00	100,000.00	4/22/09
191892	303	REG	AG0905558	CITIZENS NATIONAL BANK, CHILlico	.0200	4/13/10	.020	100,000.00	100,000.00	100,000.00	4/22/09
191893	303	REG	AG0905566	CITIZENS NATIONAL BANK, CHILlico	.0200	4/13/10	.020	30,000.00	30,000.00	30,000.00	4/22/09
191912	303	REG	AG0905574	FIRST FEDERAL BANK OF THE MIDWEST	.0200	4/13/10	.020	100,000.00	100,000.00	100,000.00	4/23/09
191913	303	REG	AG0905582	FIRST FEDERAL BANK OF THE MIDWEST	.0200	4/13/10	.020	100,000.00	100,000.00	100,000.00	4/23/09
191914	303	REG	AG0905590	CITIZENS NB URBANA, DIV PARK NB	.0200	4/13/10	.020	40,000.00	40,000.00	40,000.00	4/23/09
191915	303	REG	AG0905608	CITIZENS NB URBANA, DIV PARK NB	.0200	4/13/10	.020	100,000.00	100,000.00	100,000.00	4/23/09
191916	303	REG	AG0905616	CITIZENS NB URBANA, DIV PARK NB	.0200	4/13/10	.020	100,000.00	100,000.00	100,000.00	4/23/09
191917	303	REG	AG0905624	CITIZENS NB URBANA, DIV PARK NB	.0200	4/13/10	.020	40,000.00	40,000.00	40,000.00	4/23/09
191918	303	REG	AG0905632	CITIZENS NB URBANA, DIV PARK NB	.0200	4/13/10	.020	60,000.00	60,000.00	60,000.00	4/23/09
191919	303	REG	AG0905640	CITIZENS NB URBANA, DIV PARK NB	.0200	4/13/10	.020	50,000.00	50,000.00	50,000.00	4/23/09
191920	303	REG	AG0905657	CITIZENS NB URBANA, DIV PARK NB	.0200	4/13/10	.020	100,000.00	100,000.00	100,000.00	4/23/09
191921	303	REG	AG0905665	CITIZENS NB URBANA, DIV PARK NB	.0200	4/13/10	.020	20,000.00	20,000.00	20,000.00	4/23/09
191923	303	REG	AG0905673	CITIZENS NB URBANA, DIV PARK NB	.0200	4/13/10	.020	100,000.00	100,000.00	100,000.00	4/23/09
191933	303	REG	AG0905681	CITIZENS NATIONAL BANK, CHILlico	.0200	4/13/10	.020	100,000.00	100,000.00	100,000.00	4/24/09
191934	303	REG	AG0905699	CITIZENS NATIONAL BANK, CHILlico	.0200	4/13/10	.020	75,000.00	75,000.00	75,000.00	4/24/09

PGM: INTS MONTHEND INVENTORY
 SOURCE: VIRTUALGD
 MODEL: INVENTORY
 BASIS: SETTLEMENT
 AS-OF: 4/30/09

KEVIN L. BOYCE
 TREASURER, STATE OF OHIO

INVENTORRY
 SETTLED POSITIONS AS OF: 4/30/09

INVT#	FUND	FUND G	COST#	DESCRIPTION	RATE	MATURITY	YIELD	PAR AMOUNT	BOOK-VALUE	US-MARKET	1ST-PER
191588	303	REG	AG0903454	SECOND N.B., DIV OF PARK NB	.0200	4/13/10	.020	25,000.00	25,000.00	25,000.00	4/15/09
191589	303	REG	AG0903462	SECOND N.B., DIV OF PARK NB	.0200	4/13/10	.020	8,000.00	8,000.00	8,000.00	4/15/09
191590	303	REG	AG0903470	SECOND N.B., DIV OF PARK NB	.0200	4/13/10	.020	25,000.00	25,000.00	25,000.00	4/15/09
191591	303	REG	AG0903488	SECOND N.B., DIV OF PARK NB	.0200	4/13/10	.020	100,000.00	100,000.00	100,000.00	4/15/09
191603	303	REG	AG0903579	REPUBLIC BANKING COMPANY	.0200	4/13/10	.020	100,000.00	100,000.00	100,000.00	4/16/09
191604	303	REG	AG0903587	REPUBLIC BANKING COMPANY	.0200	4/13/10	.020	10,000.00	10,000.00	10,000.00	4/16/09
191695	303	REG	AG0904296	FIRST CITIZENS NATIONAL BANK	.0200	4/13/10	.020	100,000.00	100,000.00	100,000.00	4/17/09
191696	303	REG	AG0904304	FIRST CITIZENS NATIONAL BANK	.0200	4/13/10	.020	100,000.00	100,000.00	100,000.00	4/17/09
191697	303	REG	AG0904312	FIRST CITIZENS NATIONAL BANK	.0200	4/13/10	.020	24,950.00	24,950.00	24,950.00	4/17/09
191698	303	REG	AG0904320	FIRST CITIZENS NATIONAL BANK	.0200	4/13/10	.020	100,000.00	100,000.00	100,000.00	4/17/09
191699	303	REG	AG0904336	FIRST CITIZENS NATIONAL BANK	.0200	4/13/10	.020	100,000.00	100,000.00	100,000.00	4/17/09
191700	303	REG	AG0904346	FIRST CITIZENS NATIONAL BANK	.0200	4/13/10	.020	100,000.00	100,000.00	100,000.00	4/17/09
191701	303	REG	AG0904353	FIRST CITIZENS NATIONAL BANK	.0200	4/13/10	.020	100,000.00	100,000.00	100,000.00	4/17/09
191702	303	REG	AG0904361	FIRST CITIZENS NATIONAL BANK	.0200	4/13/10	.020	100,000.00	100,000.00	100,000.00	4/17/09
191703	303	REG	AG0904379	FIRST CITIZENS NATIONAL BANK	.0200	4/13/10	.020	100,000.00	100,000.00	100,000.00	4/17/09
191704	303	REG	AG0904387	FARMERS CITIZENS BANK, BUCKEYS	.0200	4/13/10	.020	30,000.00	30,000.00	30,000.00	4/17/09
191706	303	REG	AG0904395	FARMERS CITIZENS BANK, BUCKEYS	.0200	4/13/10	.020	30,275.00	30,275.00	30,275.00	4/17/09
191708	303	REG	AG0904403	FARMERS CITIZENS BANK, BUCKEYS	.0200	4/13/10	.020	85,000.00	85,000.00	85,000.00	4/17/09
191709	303	REG	AG0904411	FARMERS CITIZENS BANK, BUCKEYS	.0200	4/13/10	.020	15,500.00	15,500.00	15,500.00	4/17/09
191710	303	REG	AG0904429	FARMERS CITIZENS BANK, BUCKEYS	.0200	4/13/10	.020	100,000.00	100,000.00	100,000.00	4/17/09
191711	303	REG	AG0904437	FARMERS CITIZENS BANK, BUCKEYS	.0200	4/13/10	.020	100,000.00	100,000.00	100,000.00	4/17/09
191712	303	REG	AG0904445	FARMERS CITIZENS BANK, BUCKEYS	.0200	4/13/10	.020	50,000.00	50,000.00	50,000.00	4/17/09
191713	303	REG	AG0904452	FARMERS CITIZENS BANK, BUCKEYS	.0200	4/13/10	.020	50,000.00	50,000.00	50,000.00	4/17/09
191714	303	REG	AG0904460	FARMERS CITIZENS BANK, BUCKEYS	.0200	4/13/10	.020	100,000.00	100,000.00	100,000.00	4/17/09
191715	303	REG	AG0904478	FARMERS CITIZENS BANK, BUCKEYS	.0200	4/13/10	.020	50,000.00	50,000.00	50,000.00	4/17/09
191716	303	REG	AG0904486	FARMERS CITIZENS BANK, BUCKEYS	.0200	4/13/10	.020	100,000.00	100,000.00	100,000.00	4/17/09
191717	303	REG	AG0904494	FARMERS CITIZENS BANK, BUCKEYS	.0200	4/13/10	.020	100,000.00	100,000.00	100,000.00	4/17/09
191718	303	REG	AG0904502	FARMERS CITIZENS BANK, BUCKEYS	.0200	4/13/10	.020	50,000.00	50,000.00	50,000.00	4/17/09
191719	303	REG	AG0904510	FARMERS STATE BANK, NEW MADISON	.0200	4/13/10	.020	50,287.00	50,287.00	50,287.00	4/17/09
191720	303	REG	AG0904528	FARMERS STATE BANK, NEW MADISON	.0200	4/13/10	.020	40,000.00	40,000.00	40,000.00	4/17/09
191721	303	REG	AG0904536	FARMERS STATE BANK, NEW MADISON	.0200	4/13/10	.020	100,000.00	100,000.00	100,000.00	4/17/09
191722	303	REG	AG0904544	FARMERS STATE BANK, NEW MADISON	.0200	4/13/10	.020	100,000.00	100,000.00	100,000.00	4/17/09
191723	303	REG	AG0904551	FARMERS STATE BANK, NEW MADISON	.0200	4/13/10	.020	25,000.00	25,000.00	25,000.00	4/17/09
191724	303	REG	AG0904569	FARMERS STATE BANK, NEW MADISON	.0200	4/13/10	.020	100,000.00	100,000.00	100,000.00	4/17/09
191725	303	REG	AG0904577	FARMERS STATE BANK, NEW MADISON	.0200	4/13/10	.020	100,000.00	100,000.00	100,000.00	4/17/09
191890	303	REG	AG0905533	FIRST FINANCIAL BANK, NA	.0200	4/13/10	.020	50,000.00	50,000.00	50,000.00	4/22/09
				3,905,012.00				3,905,012.00	3,905,012.00		

FROM: INV'S MONTHEND INVENTORY
 SOURCE: VLRM10ED
 MODEL: INVENTORY
 BASIS: SETTLEMENT
 AS-OF: 4/30/09

KEVIN L. BOYCE
 TREASURER, STATE OF OHIO
 INVENTORRY
 SETTLED POSITIONS AS OF: 4/30/09

INVT#	FUND	FUND G	CUSIP	DESCRIPTION	RATE	MATURITY	YIELD	PAR AMOUNT	BOOK VALUE	US\$-MARKET	1ST-PUR
189177	295	TOB	3133XSMQ8	FIELD DEBENTURE	1.8300	6/26/09	1.830	40,000,000.00	40,000,000.00	40,100,000.00	11/19/08
189179	295	TOB	3133XSMQ8	FIELD DEBENTURE	1.8300	6/26/09	1.830	50,000,000.00	50,000,000.00	50,125,000.00	11/19/08
189180	295	TOB	3133XSMQ8	FIELD DEBENTURE	1.8300	6/26/09	1.830	30,000,000.00	30,000,000.00	30,075,000.00	11/19/08
189181	295	TOB	3133XSMQ8	FIELD DEBENTURE	1.8300	6/26/09	1.830	50,000,000.00	50,000,000.00	50,125,000.00	11/19/08
189182	295	TOB	3133XSMQ8	FIELD DEBENTURE	1.8300	6/26/09	1.830	30,000,000.00	30,000,000.00	30,075,000.00	11/19/08
189183	295	TOB	3133XSMQ8	FIELD DEBENTURE	1.8300	6/26/09	1.830	50,000,000.00	50,000,000.00	50,125,000.00	11/19/08
189184	295	TOB	3133XSMQ8	FIELD DEBENTURE	1.8300	6/26/09	1.830	50,000,000.00	50,000,000.00	50,125,000.00	11/19/08
189185	295	TOB	3133XSMQ8	FIELD DEBENTURE	1.8300	6/26/09	1.830	30,000,000.00	30,000,000.00	30,075,000.00	11/19/08
189186	295	TOB	3133XSMQ8	FIELD DEBENTURE	1.8300	6/26/09	1.830	40,000,000.00	40,000,000.00	40,100,000.00	11/19/08
189187	295	TOB	3133XSMQ8	FIELD DEBENTURE	1.8300	6/26/09	1.830	40,000,000.00	40,000,000.00	40,100,000.00	11/19/08
189190	295	TOB	3133XSMQ8	FIELD DEBENTURE	2.0100	9/23/09	2.010	5,000,000.00	5,000,000.00	5,035,950.00	11/19/08
189191	295	TOB	3133XSMQ8	FIELD DEBENTURE	2.0100	9/23/09	2.010	50,000,000.00	50,000,000.00	50,359,500.00	11/19/08
189192	295	TOB	3133XSMQ8	FIELD DEBENTURE	2.0100	9/23/09	2.010	10,000,000.00	10,000,000.00	10,071,900.00	11/19/08
189193	295	TOB	3133XSMQ8	FIELD DEBENTURE	2.0100	9/23/09	2.010	50,000,000.00	50,000,000.00	50,359,500.00	11/19/08
189194	295	TOB	3133XSMQ8	FIELD DEBENTURE	2.0100	9/23/09	2.010	50,000,000.00	50,000,000.00	50,359,500.00	11/19/08
189195	295	TOB	3133XSMQ8	FIELD DEBENTURE	2.0100	9/23/09	2.010	45,000,000.00	45,000,000.00	45,323,550.00	11/19/08
189196	295	TOB	3133XSMQ8	FIELD DEBENTURE	2.0100	9/23/09	2.010	50,000,000.00	50,000,000.00	50,359,500.00	11/19/08
189197	295	TOB	3133XSMQ8	FIELD DEBENTURE	2.0100	9/23/09	2.010	10,000,000.00	10,000,000.00	10,071,900.00	11/19/08
189188	296	TOB	3133XSMQ8	FIELD DEBENTURE	2.0100	9/23/09	2.010	50,000,000.00	50,000,000.00	50,359,500.00	11/19/08
189189	296	TOB	3133XSMQ8	FIELD DEBENTURE	2.0100	9/23/09	2.010	5,000,000.00	5,000,000.00	5,035,950.00	11/19/08
189127	295	TOB	3133XSMQ8	FIELD DEBENTURE	2.3500	3/19/10	2.350	10,250,000.00	10,250,000.00	10,342,865.00	11/19/08
189133	295	TOB	3133XSMQ8	FIELD DEBENTURE	2.3500	3/19/10	2.350	50,000,000.00	50,000,000.00	50,453,000.00	11/19/08
189134	295	TOB	3133XSMQ8	FIELD DEBENTURE	2.3500	3/19/10	2.350	41,250,000.00	41,250,000.00	41,623,725.00	11/19/08
189143	295	TOB	3133XSMQ8	FIELD DEBENTURE	2.3500	3/19/10	2.350	50,000,000.00	50,000,000.00	50,453,000.00	11/19/08
189144	295	TOB	3133XSMQ8	FIELD DEBENTURE	2.3500	3/19/10	2.350	41,250,000.00	41,250,000.00	41,623,725.00	11/19/08
189145	295	TOB	3133XSMQ8	FIELD DEBENTURE	2.3500	3/19/10	2.350	50,000,000.00	50,000,000.00	50,453,000.00	11/19/08
189146	295	TOB	3133XSMQ8	FIELD DEBENTURE	2.3500	3/19/10	2.350	39,750,000.00	39,750,000.00	40,110,135.00	11/19/08
189128	296	TOB	3133XSMQ8	FIELD DEBENTURE	2.3500	3/19/10	2.350	50,000,000.00	50,000,000.00	50,469,000.00	11/19/08
189132	296	TOB	3133XSMQ8	FIELD DEBENTURE	2.3500	3/19/10	2.350	41,250,000.00	41,250,000.00	41,623,725.00	11/19/08
189135	295	TOB	3133XSMQ8	FIELD DEBENTURE	2.4800	6/18/10	2.479	50,000,000.00	50,000,000.00	50,469,000.00	11/18/08
189140	295	TOB	3133XSMQ8	FIELD DEBENTURE	2.4800	6/18/10	2.479	50,000,000.00	50,000,000.00	50,469,000.00	11/18/08
189141	295	TOB	3133XSMQ8	FIELD DEBENTURE	2.4800	6/18/10	2.479	12,500,000.00	12,500,000.00	12,517,250.00	11/18/08
189142	295	TOB	3133XSMQ8	FIELD DEBENTURE	2.4800	6/18/10	2.479	12,500,000.00	12,500,000.00	12,517,250.00	11/18/08
189147	295	TOB	3133XSMQ8	FIELD DEBENTURE	2.4800	6/18/10	2.479	50,000,000.00	50,000,000.00	50,469,000.00	11/18/08
189148	295	TOB	3133XSMQ8	FIELD DEBENTURE	2.4800	6/18/10	2.479	50,000,000.00	50,000,000.00	50,469,000.00	11/18/08
189149	295	TOB	3133XSMQ8	FIELD DEBENTURE	2.4800	6/18/10	2.479	50,000,000.00	50,000,000.00	50,469,000.00	11/18/08
189152	295	TOB	3133XSMQ8	FIELD DEBENTURE	2.4800	6/18/10	2.479	12,500,000.00	12,500,000.00	12,517,250.00	11/18/08
189153	295	TOB	3133XSMQ8	FIELD DEBENTURE	2.4800	6/18/10	2.479	50,000,000.00	50,000,000.00	50,469,000.00	11/18/08

PKM: INVS MONTREND INVENTORY
 SOURCE: VISAILED
 MODEL: INVENTORY
 BASIS: SETTLEMENT
 AS-OF: 4/30/09

KEVIN L. BOYCE
 TREASURER, STATE OF OHIO

INVESTMENT INVENTORY
 SETTLED POSITIONS AS OF: 4/30/09

INVT#	FUND	FUND G	CUSIP	DESCRIPTION	RATE	MATURITY	YIELD	PAR AMOUNT	BOOK-VALUE	US\$-MARKET	1ST-PUR
183181	295 TOB		3136F8WY7	FNMA DEBENTURE	4.6480	11/15/12	4.648	13,000,000.00	13,000,000.00	13,698,750.00	11/14/07
183182	295 TOB		3136F8WY7	FNMA DEBENTURE	4.6480	11/15/12	4.648	50,000,000.00	50,000,000.00	52,687,500.00	11/14/07
183183	295 TOB		3136F8WY7	FNMA DEBENTURE	4.6480	11/15/12	4.648	13,000,000.00	13,000,000.00	13,698,750.00	11/14/07
183184	295 TOB		3136F8WY7	FNMA DEBENTURE	4.6480	11/15/12	4.648	37,000,000.00	37,000,000.00	38,988,750.00	11/14/07
183185	295 TOB		3136F8WY7	FNMA DEBENTURE	4.6480	11/15/12	4.648	37,000,000.00	37,000,000.00	38,988,750.00	11/14/07
183186	296 TOB		3136F8WY7	FNMA DEBENTURE	4.6480	11/15/12	4.648	25,000,000.00	25,000,000.00	26,343,750.00	11/14/07
183187	296 TOB		3136F8WY7	FNMA DEBENTURE	4.6480	11/15/12	4.648	25,000,000.00	25,000,000.00	26,343,750.00	11/14/07
183188	295 TOB		3136F8WV3	FNMA DEBENTURE	4.7800	11/16/12	4.780	50,000,000.00	50,000,000.00	51,125,000.00	11/15/07
183189	295 TOB		3136F8WV3	FNMA DEBENTURE	4.7800	11/16/12	4.780	50,000,000.00	50,000,000.00	51,125,000.00	11/15/07
183190	295 TOB		3136F8WV3	FNMA DEBENTURE	4.7800	11/16/12	4.780	50,000,000.00	50,000,000.00	51,125,000.00	11/15/07
183191	295 TOB		3136F8WV3	FNMA DEBENTURE	4.7800	11/16/12	4.780	50,000,000.00	50,000,000.00	51,125,000.00	11/15/07
183192	295 TOB		3136F8WV3	FNMA DEBENTURE	4.7800	11/16/12	4.780	50,000,000.00	50,000,000.00	51,125,000.00	11/15/07
183193	295 TOB		3136F8WV3	FNMA DEBENTURE	4.7800	11/16/12	4.780	10,000,000.00	10,000,000.00	10,225,000.00	11/15/07
183194	295 TOB		3136F8WV3	FNMA DEBENTURE	4.7800	11/16/12	4.780	50,000,000.00	50,000,000.00	51,125,000.00	11/15/07
183195	295 TOB		3136F8WV3	FNMA DEBENTURE	4.7800	11/16/12	4.780	10,000,000.00	10,000,000.00	10,225,000.00	11/15/07
183196	296 TOB		3136F8WV3	FNMA DEBENTURE	4.7800	11/16/12	4.780	40,000,000.00	40,000,000.00	40,900,000.00	11/15/07
183197	296 TOB		3136F8WV3	FNMA DEBENTURE	4.7800	11/16/12	4.780	40,000,000.00	40,000,000.00	40,900,000.00	11/15/07
				1,182,000,000.00	1,182,000,000.00	1,215,273,630.00					

183025	295 TOB		38141W273	GOLDMAN SACHS FIN SQ GOVT #465	.3000		.300	14,431,027.22	14,431,027.22	14,431,027.22	10/29/07
188876	295 TOB		4812C0670	JP MORGAN US GOVT MMRT #3164	.4100		.410	72,310,147.19	72,310,147.19	72,310,147.19	10/30/08
188877	296 TOB		4812C0670	JP MORGAN US GOVT MMRT #3164	.4100		.410	1,009,966.18	1,009,966.18	1,009,966.18	10/30/08
				87,751,140.59				87,751,140.59	87,751,140.59		
184687	295 TOB		STAR29519	STAR OHIO 71115	.3700		.370	34,812,931.17	34,812,931.17	34,812,931.17	2/11/08
183669	296 TOB		STAR29618	STAR OHIO 71106	.3700		.370	21,268,160.36	21,268,160.36	21,268,160.36	11/28/07
				56,081,091.53				56,081,091.53	56,081,091.53		

3,205,832,232.12 3,205,832,232.12 3,252,612,712.12

PCN: INVS MONTHEND_INVENTORY
 SOURCE: VISUALORD
 MODEL: INVENTORY
 BASIS: SETTLEMENT
 AS-OF: 4/30/09

K E V I N L. B O Y C E
 T R E A S U R E R , S T A T E O F O R I O

I N V E S T M E N T I N V E N T O R Y
 SETTLED POSITIONS AS OF: 4/30/09

PAGE: 79

INVT#	FUND	FUND G	CUSIP	DESCRIPTION	RATE	MATURITY	YIELD	PAR AMOUNT	BOOK VALUE	US\$-MARKET	1ST-PUR
178285	302	DPPT	3134A4US1	PHLMC DEBENTURE	4.2500	7/15/09	4.851	6,800,000.00	6,693,852.00	6,857,392.00	9/28/06
178429	302	DPPT	3134A4DW2	PHLMC DEBENTURE	4.0000	12/15/09	4.831	1,485,000.00	1,448,810.55	1,517,016.60	10/06/06
178350	302	DPPT	3134A31B8	PHLMC DEBENTURE	7.0000	3/15/10	4.854	3,280,000.00	3,501,006.40	3,457,316.80	10/03/06
179122	302	DPPT	3134A31B8	PHLMC DEBENTURE	7.0000	3/15/10	4.619	10,000.00	10,716.20	10,540.60	12/04/06
178475	302	DPPT	3134A4VB7	PHLMC DEBENTURE	6.8750	9/15/10	5.072	1,625,000.00	1,727,667.50	1,745,867.50	10/17/06
178500	302	DPPT	3134A35B5	PHLMC DEBENTURE	4.1250	7/12/10	5.058	3,225,000.00	3,123,186.75	3,354,000.00	10/12/06
178923	302	DPPT	3134A4DY7	PHLMC DEBENTURE	5.6250	9/15/11	4.931	3,520,000.00	3,613,878.40	3,798,291.20	11/17/06
178300	302	DPPT	3134A4FM1	PHLMC DEBENTURE	6.0000	6/15/11	4.897	7,950,000.00	8,314,189.50	8,717,652.00	9/29/06
178642	302	DPPT	3134A4FM1	PHLMC DEBENTURE	6.0000	6/15/11	5.045	315,000.00	327,275.55	345,416.40	10/26/06
178299	302	DPPT	3134A4RF4	PHLMC DEBENTURE	5.5000	9/15/11	4.868	9,070,000.00	9,319,787.80	9,911,786.70	9/29/06
178302	302	DPPT	3134A4RT2	PHLMC DEBENTURE	5.7500	1/15/12	4.902	9,010,000.00	9,361,750.40	9,995,513.80	9/29/06
178336	302	DPPT	3134A4SA3	PHLMC DEBENTURE	4.5000	1/15/13	4.927	6,955,000.00	6,795,660.95	7,563,562.50	10/27/06
178646	302	DPPT	3134A4SAS	PHLMC DEBENTURE	4.5000	1/15/13	5.019	370,000.00	359,828.70	402,375.00	10/27/06
178635	302	DPPT	3134A4TZ7	PHLMC DEBENTURE	4.5000	7/15/13	5.095	3,565,000.00	3,445,358.60	3,886,955.15	10/26/06
178456	302	DPPT	3134A4VX8	PHLMC DEBENTURE	4.8750	11/15/13	5.053	6,525,000.00	6,456,226.50	7,224,414.75	10/12/06
178641	302	DPPT	3134A4VM4	PHLMC DEBENTURE	4.5000	1/15/14	5.094	10,775,000.00	10,391,625.50	11,761,559.00	10/26/06
179085	302	DPPT	3134A4VM4	PHLMC DEBENTURE	4.5000	1/15/14	4.757	150,000.00	147,685.50	163,734.00	11/30/06
178386	302	DPPT	3134A4DX0	PHLMC DEBENTURE	4.5000	1/15/15	4.919	14,165,000.00	13,764,272.15	15,506,283.85	10/04/06
178472	302	DPPT	3134A4VVC	PHLMC DEBENTURE	4.3750	7/17/15	5.079	6,655,000.00	6,326,442.65	7,228,993.75	10/12/06
178225	302	DPPT	3134A4VVC	PHLMC DEBENTURE	4.7500	11/17/15	5.070	2,105,000.00	2,056,016.65	2,316,152.55	9/21/06
178609	302	DPPT	3134A4ZT4	PHLMC DEBENTURE	4.7500	1/19/16	5.181	4,395,000.00	4,256,997.00	4,822,150.05	10/24/06
178224	302	DPPT	3137RAAD1	PHLMC DEBENTURE	5.2500	4/18/16	5.087	8,960,000.00	9,069,222.40	9,043,622.40	9/21/06
178562	302	DPPT	3137RAAG4	PHLMC DEBENTURE	5.5000	7/18/16	5.141	6,915,000.00	7,102,742.25	7,766,443.95	10/20/06
178683	302	DPPT	3137RAAJ8	PHLMC DEBENTURE	5.1250	10/18/16	5.027	5,405,000.00	5,445,969.90	5,997,874.45	10/31/06
173192	302	DPPT	3128X3BA3	PHLMC STRIP		7/06/09	4.420	789,000.00	669,206.13	787,587.69	9/30/05
159068	302	DPPT	3134A4UD6	PHLMC STRIP		7/15/12	4.790	7,521,000.00	4,804,640.43	6,847,720.08	1/27/03
70663	302	DPPT	3134A4ME5	PHLMC STRIP		2/01/14	5.900	2,500,000.00	1,020,000.00	2,134,300.00	9/01/98
50454	302	DPPT	3134A4X39	PHLMC STRIP		6/01/15	6.206	6,900,000.00	2,416,863.00	5,581,686.00	4/02/98
70664	302	DPPT	3134A4MZO	PHLMC STRIP		3/01/16	5.945	1,900,000.00	681,530.00	1,460,302.00	9/01/98
82960	302	DPPT	3134A4LME0	PHLMC STRIP		9/15/16	6.162	3,800,000.00	1,328,860.00	2,920,604.00	11/09/98
178660	302	DPPT	3134A4ICT5	PHLMC STRIP		9/15/16	5.130	885,000.00	536,672.85	654,130.05	10/30/06
178759	302	DPPT	3134A4YB3	PHLMC STRIP		3/15/17	5.100	500,000.00	296,810.00	359,975.00	11/07/06
179374	302	DPPT	3134A4YB3	PHLMC STRIP		3/15/17	5.027	429,000.00	258,468.21	308,858.55	12/26/06
178736	302	DPPT	3134A4BK9	PHLMC STRIP		3/15/17	5.047	6,026,000.00	3,595,894.98	4,338,418.70	11/06/06
179375	302	DPPT	3134A4Z33	PHLMC STRIP		9/15/18	5.080	1,698,000.00	943,222.02	1,121,359.20	12/26/06
178739	302	DPPT	3134A4BM3	PHLMC STRIP		9/15/18	5.117	3,691,000.00	2,027,355.57	2,437,536.40	11/06/06
								123,230,000.00	123,060,169.80	134,394,915.00	

PGM: INVS MONTHEND_INVENTORY
 SOURCE: VASUALQED
 MODEL: INVENTORY
 BASIS: SETTLEMENT
 AS-OF: 4/30/09

KEVIN L. BOYCE
 TREASURER, STATE OF OHIO
 INVESTMENT INVENTORY
 SETTLED POSITIONS AS OF: 4/30/09

INVT#	FUND	FUND G	CUSIP	DESCRIPTION	RATE	MATURITY	YIELD	PAR AMOUNT	BOOK VALUE	US\$ MARKET	1ST PUR
178532	302	DEPT	31359MS61	FNMA DEBENTURE	5.3750	7/15/16	5.109	4,705,000.00	4,799,711.65	5,307,851.65	10/18/06
								101,785,000.00	102,366,474.25	108,464,201.80	
25161	302	DEPT	31364BR99	FNMA MEDIUM TERM NOTE	6.0800	12/15/10	6.202	5,800,000.00	5,736,562.50	6,250,544.00	11/03/97
14816	302	DEPT	31364BR99	FNMA MEDIUM TERM NOTE	6.0800	12/15/10	5.940	2,730,000.00	2,757,463.80	2,942,066.40	5/09/01
								6,530,000.00	8,494,026.30	9,192,610.40	
179689	302	DEPT	31359YBK2	FNMA STRIP		1/15/10	5.055	150,000.00	129,405.00	148,758.00	1/31/07
89706	302	DEPT	31364DR22	FNMA STRIP		4/08/10	5.596	6,200,000.00	3,307,886.00	6,128,142.00	11/20/98
173193	302	DEPT	31359YK05	FNMA STRIP		9/15/10	4.472	895,000.00	718,765.55	875,882.80	9/30/05
48908	302	DEPT	31364DUJ5	FNMA STRIP		10/08/10	6.100	5,145,000.00	2,422,780.50	5,025,533.10	3/26/98
69121	302	DEPT	31364DUJ3	FNMA STRIP		4/08/11	5.960	3,431,000.00	1,630,308.27	3,308,204.51	8/07/98
95440	302	DEPT	31358CX27	FNMA STRIP		8/07/11	5.620	4,622,000.00	2,312,802.58	4,401,207.06	2/10/99
173194	302	DEPT	31359YBK1	FNMA STRIP		9/15/11	4.528	319,000.00	244,299.77	302,842.65	9/30/05
173195	302	DEPT	31358C7B6	FNMA STRIP		5/15/12	4.556	2,563,000.00	1,901,665.37	2,363,265.41	9/30/05
70369	302	DEPT	31358AK10	FNMA STRIP		8/12/12	5.880	5,000,000.00	2,227,060.46	4,524,950.00	8/28/98
173950	302	DEPT	31359YBK7	FNMA STRIP		1/15/13	4.985	483,000.00	340,640.58	429,647.82	12/12/05
96171	302	DEPT	31358CX50	FNMA STRIP		2/07/13	5.940	3,200,000.00	1,410,784.00	2,839,360.00	2/10/99
173951	302	DEPT	31359YBK3	FNMA STRIP		1/15/14	5.035	407,000.00	272,173.11	348,265.83	12/12/05
634	302	DEPT	313586QR3	FNMA STRIP		7/05/14	7.417	10,000,000.00	2,483,300.00	8,398,100.00	5/22/95
3584	302	DEPT	313586QR3	FNMA STRIP		7/05/14	7.250	6,000,000.00	1,679,940.00	5,038,860.00	8/20/96
47369	302	DEPT	313586QR3	FNMA STRIP		7/05/14	6.295	14,000,000.00	5,091,520.00	11,757,340.00	3/10/98
48911	302	DEPT	31364DUJ3	FNMA STRIP		4/08/15	6.205	4,845,000.00	1,711,011.75	3,948,432.75	3/26/98
48915	302	DEPT	31364DUJ1	FNMA STRIP		10/08/15	6.225	9,045,000.00	3,087,601.20	7,164,273.15	3/26/98
173952	302	DEPT	31359YBK4	FNMA STRIP		1/15/16	5.100	375,000.00	225,585.00	291,112.50	12/12/05
178745	302	DEPT	31359YBK4	FNMA STRIP		1/15/16	5.057	1,686,000.00	1,065,366.54	1,308,841.80	11/06/06
51248	302	DEPT	31364DUJ9	FNMA STRIP		4/08/16	6.260	4,200,000.00	1,386,462.00	3,200,820.00	4/15/98
51249	302	DEPT	31364DUJ7	FNMA STRIP		10/08/16	6.262	5,000,000.00	1,599,900.00	3,675,600.00	4/15/98
178667	302	DEPT	31358C7L4	FNMA STRIP		11/15/16	5.049	10,495,000.00	6,361,019.50	7,681,395.45	10/30/06
173953	302	DEPT	31359YBK9	FNMA STRIP		1/15/17	5.100	317,000.00	181,355.70	229,000.80	12/13/95
99045	302	DEPT	31359YBK3	FNMA STRIP		6/01/17	6.225	10,000,000.00	3,279,700.00	7,082,800.00	3/24/99
95441	302	DEPT	31358C767	FNMA STRIP		8/07/17	5.910	5,005,000.00	1,704,703.00	3,503,900.40	2/10/99
70667	302	DEPT	31358ACK6	FNMA STRIP		2/01/18	5.978	2,000,000.00	637,320.00	1,138,900.00	9/01/98
82961	302	DEPT	008452C16	FNMA STRIP		2/12/18	6.158	2,007,000.00	624,136.86	1,382,682.51	11/09/98
173954	302	DEPT	31359YCD7	FNMA STRIP		1/15/19	5.190	317,000.00	162,107.46	205,720.32	12/13/05
179698	302	DEPT	31359YCD7	FNMA STRIP		1/15/19	5.375	150,000.00	79,561.50	97,344.00	1/31/07
70368	302	DEPT	31358ACK0	FNMA STRIP		2/01/19	5.995	270,000.00	80,796.73	169,851.60	8/28/98

PGM: INVS MONTHEND_INVENTORY
 SOURCE: VLSHLDGD
 MODEL: INVENTORY
 BASIS: SETTLEMENT
 AS-OF: 4/30/09

KEVIN L. BOYCH
 T R E A S U R E R , S T A T E O F O R I O

I N V E S T M E N T I N V E N T O R Y
 SETTLED POSITIONS AS OF: 4/30/09

INVS#	FUND	FUND G	CUSIP	DESCRIPTION	RATE	MATURITY	YIELD	PAR AMOUNT	BOOK-VALUE	US\$-MARKET	1BT-PUR
162144	302	DPTF	31771GCM1	FICO STRIP	6.0000	3/15/13	4.968	9,905,000.00	10,463,146.75	11,218,403.00	10/02/06
178656	302	DPTF	31771KAAS	FICO STRIP	6.2500	9/26/19	5.200	3,991,000.00	2,056,682.03	2,422,497.09	10/27/06
146173	302	DPTF	STAR30210	STAR OHIO 27044	.3700		.370	1,587,574.56	1,587,574.56	1,587,574.56	12/31/00
178339	302	DPTF	880591CW0	TVA DEBENTURE	6.0000	8/01/13	5.141	6,500,000.00	6,355,765.00	6,951,750.00	10/24/06
178610	302	DPTF	880591DW9	TVA DEBENTURE	6.2500	12/15/17	6.335	6,250,000.00	6,195,312.50	7,253,750.00	5/01/01
148636	302	DPTF	880591CV4	TVA DEBENTURE	6.2500	12/15/17	4.944	12,120,000.00	13,469,440.80	14,066,472.00	9/26/06
178261	302	DPTF	880591CV4	TVA DEBENTURE	6.2500	12/15/17	4.944	12,120,000.00	13,469,440.80	14,066,472.00	9/26/06
51251	302	DPTF	88059HGG3	TVA STRIP		11/01/09	6.090	6,000,000.00	3,001,740.00	5,971,860.00	4/15/98
51309	302	DPTF	88059HKN3	TVA STRIP		10/15/10	6.090	1,000,000.00	472,500.00	979,620.00	4/16/98
87366	302	DPTF	88059HKL2	TVA STRIP		10/15/10	5.626	4,527,000.00	2,338,104.96	4,434,739.74	11/18/98
50812	302	DPTF	88059HML1	TVA STRIP		11/01/11	6.125	11,000,000.00	4,853,750.00	10,541,850.00	4/09/98
179691	302	DPTF	88059HMR2	TVA STRIP		1/15/12	5.051	150,000.00	117,150.00	142,096.50	1/31/07
70661	302	DPTF	88059HMR4	TVA STRIP		4/15/12	5.832	5,200,000.00	2,376,400.00	4,888,468.00	9/01/98
93327	302	DPTF	88059HMQ0	TVA STRIP		5/01/12	5.716	19,000,000.00	8,967,240.00	17,854,490.00	1/05/99
52856	302	DPTF	88059HMP3	TVA STRIP		5/01/13	6.290	1,266,000.00	500,019.36	1,142,463.72	5/01/98
74136	302	DPTF	88059HMP3	TVA STRIP		5/01/13	5.750	940,000.00	410,704.80	848,274.80	9/23/98
121239	302	DPTF	88059HMP3	TVA STRIP		5/01/13	6.950	7,000,000.00	2,786,770.00	6,316,940.00	11/08/99
51310	302	DPTF	88059HMQ1	TVA STRIP		11/01/13	6.200	1,000,000.00	387,150.00	881,520.00	4/16/98
70370	302	DPTF	88059HKS2	TVA STRIP		12/15/13	5.930	1,055,000.00	431,539.44	923,652.50	8/28/98
178737	302	DPTF	88059HKN1	TVA STRIP		1/15/16	5.057	4,000,000.00	2,527,560.00	3,152,800.00	11/06/06
178744	302	DPTF	88059HKN1	TVA STRIP		1/15/16	5.115	1,303,000.00	819,078.83	1,027,024.60	11/06/06
96115	302	DPTF	88059HMR2	TVA STRIP		7/15/17	6.020	7,000,000.00	2,343,740.00	5,003,320.00	2/04/99
50811	302	DPTF	88059HMG4	TVA STRIP		11/01/17	6.220	7,000,000.00	2,112,250.00	4,910,080.00	4/09/98
50809	302	DPTF	88059HGN1	TVA STRIP		5/01/18	6.260	2,250,000.00	653,355.00	1,539,202.50	4/09/98
178665	302	DPTF	88059HHC1	TVA STRIP		11/01/19	5.360	367,000.00	184,487.23	228,310.70	10/30/06
178655	302	DPTF	88059HHD0	TVA STRIP		1/15/20	5.330	6,099,000.00	3,047,060.40	3,737,894.13	10/27/06
178620	302	DPTF	88059HHD0	TVA STRIP		5/01/22	5.485	1,512,000.00	652,987.44	800,044.56	10/25/06
179128	302	DPTF	88059HHH0	TVA STRIP		5/01/22	5.100	718,000.00	330,466.68	379,915.34	12/04/06
50860	302	DPTF	88059HHV6	TVA STRIP		11/01/22	6.260	14,828,000.00	3,264,977.32	7,607,950.24	4/13/98
179702	302	DPTF	88059HNC4	TVA STRIP		1/15/23	5.440	150,000.00	63,690.00	76,056.00	1/31/07

PCN: INVS MONTHEND_INVENTORY
 SOURCE: VISA/MAILED
 MODEL: INVENTORY
 BASIS: SETTLEMENT
 AS-OF: 4/30/09

KEVIN L. BOYCE
 TREASURER, STATE OF OHIO

INVESTMENT INVENTORY
 SETTLED POSITIONS AS OF: 4/30/09

PAGE: 85

INVEST#	FUND	FUND G	COSIP	DESCRIPTION	RATE	MATURITY	YIELD	PAR AMOUNT	BOOK VALUE	US\$-MARKET	1ST-PUR
185871	302	DPTF	912833C66	US TREASURY STRIP		2/15/10	2.150	25,000.00	24,056.25	24,925.50	4/28/08
180943	302	DPTF	912833C66	US TREASURY STRIP		2/15/10	.580	100,000.00	99,491.00	99,702.00	3/30/09
191109	302	DPTF	912833C66	US TREASURY STRIP		2/15/10	.297	5,000.00	4,987.50	4,985.10	4/13/09
191194	302	DPTF	912833C66	US TREASURY STRIP		2/15/10	.752	50,000.00	49,688.00	49,851.00	4/16/09
191847	302	DPTF	912833C66	US TREASURY STRIP		2/15/10	.229	50,000.00	49,907.00	49,851.00	4/24/09
181404	302	DPTF	912820L66	US TREASURY STRIP (P)		5/15/10	5.000	50,000.00	43,358.50	49,729.50	6/26/07
181545	302	DPTF	912820L66	US TREASURY STRIP (P)		5/15/10	4.661	50,000.00	43,586.00	49,729.50	7/06/07
187217	302	DPTF	912820PM1	US TREASURY STRIP (P)		5/15/10	2.378	10,000.00	9,573.20	9,945.90	7/11/08
181156	302	DPTF	912833J05	US TREASURY STRIP		5/15/10	4.745	50,000.00	43,526.50	49,786.00	5/31/07
186406	302	DPTF	912833J05	US TREASURY STRIP		5/15/10	4.700	100,000.00	87,829.00	99,572.00	7/30/07
181851	302	DPTF	912833J05	US TREASURY STRIP		5/15/10	2.340	50,000.00	47,763.00	49,786.00	5/27/08
186654	302	DPTF	912833J05	US TREASURY STRIP		5/15/10	2.380	25,000.00	23,883.00	24,893.00	6/09/08
186323	305	DPTF	912833J05	US TREASURY STRIP		5/15/10	2.407	7,538,000.00	7,159,065.98	7,505,737.36	5/22/08
178321	302	DPTF	912820PT9	US TREASURY STRIP (P)		8/15/10	4.550	50,000.00	42,021.00	49,605.00	10/04/06
178986	302	DPTF	912820PT9	US TREASURY STRIP (P)		8/15/10	4.525	50,000.00	42,343.00	49,605.00	11/28/06
182210	302	DPTF	912820PT9	US TREASURY STRIP (P)		8/15/10	4.200	100,000.00	88,406.00	99,210.00	8/28/07
182541	302	DPTF	912820PT9	US TREASURY STRIP (P)		8/15/10	4.214	100,000.00	88,650.00	99,210.00	9/25/07
182746	302	DPTF	912820PT9	US TREASURY STRIP (P)		8/15/10	4.000	100,000.00	89,286.00	99,210.00	10/05/07
180057	302	DPTF	912820PT9	US TREASURY STRIP (P)		8/15/10	2.046	50,000.00	48,087.50	49,605.00	9/15/08
188152	305	DPTF	912820PT9	US TREASURY STRIP (P)		8/15/10	1.650	576,000.00	558,322.56	571,449.60	9/22/08
178576	302	DPTF	912820MA2	US TREASURY STRIP (P)		11/15/10	4.743	138,000.00	115,459.08	136,831.14	10/26/06
189249	302	DPTF	912820MA3	US TREASURY STRIP (P)		11/15/10	.892	5,000.00	4,912.50	4,943.50	11/21/08
189949	302	DPTF	912820MA3	US TREASURY STRIP (P)		11/15/10	.560	250,000.00	247,440.00	247,175.00	1/12/09
190237	302	DPTF	912820MA3	US TREASURY STRIP (P)		11/15/10	.690	100,000.00	98,784.00	98,870.00	2/04/09
183720	302	DPTF	912833JV3	US TREASURY STRIP		11/15/10	3.054	50,000.00	45,730.00	49,416.50	12/05/07
183927	302	DPTF	912833JV3	US TREASURY STRIP		11/15/10	3.250	100,000.00	91,055.00	98,833.00	12/19/07
184217	302	DPTF	912833JV3	US TREASURY STRIP		11/15/10	2.758	150,000.00	138,750.00	148,249.50	1/10/08
189204	302	DPTF	912820G5	US TREASURY STRIP (P)		2/15/11	4.540	50,000.00	42,025.50	49,273.00	4/13/07
180358	302	DPTF	912820G5	US TREASURY STRIP (P)		2/15/11	4.610	100,000.00	83,924.00	98,546.00	4/12/07
180510	302	DPTF	912820G5	US TREASURY STRIP (P)		2/15/11	4.445	100,000.00	84,631.00	98,546.00	4/30/07
181546	302	DPTF	912820G5	US TREASURY STRIP (P)		2/15/11	4.820	50,000.00	42,101.00	49,273.00	7/06/07
184828	302	DPTF	912833C21	US TREASURY STRIP		2/15/11	2.350	10,000.00	9,330.89	9,843.40	3/28/08
185218	302	DPTF	912833C21	US TREASURY STRIP		2/15/11	2.000	50,000.00	47,210.50	49,217.00	3/28/08
185260	302	DPTF	912833C21	US TREASURY STRIP		2/15/11	1.940	50,000.00	47,339.00	49,217.00	4/16/08
185885	302	DPTF	912833C21	US TREASURY STRIP		2/15/11	1.782	10,000.00	9,510.00	9,843.40	4/16/08
185606	302	DPTF	912833C21	US TREASURY STRIP		2/15/11	2.500	25,000.00	23,320.25	24,608.50	4/28/08
185872	302	DPTF	912833C21	US TREASURY STRIP		2/15/11	.964	50,000.00	49,063.50	49,217.00	2/27/09
190587	302	DPTF	912833C21	US TREASURY STRIP		2/15/11					

PGM: INVS MONTHEND INVENTORY
 SOURCE: VIRTUALD
 MODEL: INVENTORY
 BASIS: SETTLEMENT
 AS-OF: 4/30/09

K E R V I N L. B O Y C E
 T R E A S U R E R , S T A T E O F O H I O

I N V E S T M E N T I N V E N T O R Y
 SETTLED POSITIONS AS OF: 4/30/09

INVS#	FUND	FUND G	CUSIP	DESCRIPTION	RATE	MATURITY	YIELD	PAR AMOUNT	BOOK VALUE	US\$-MARKET	1ST-PDR
191849	302	DPTF	912833DB3	US TREASURY STRIP		2/15/12	1.314	50,000.00	48,191.50	48,028.00	4/24/09
181156	302	DPTF	912833JY7	US TREASURY STRIP		5/15/12	4.460	50,000.00	40,181.00	47,999.50	5/31/07
181406	302	DPTF	912833JY7	US TREASURY STRIP		5/15/12	4.740	50,000.00	39,771.00	47,999.50	6/26/07
181853	302	DPTF	912833JY7	US TREASURY STRIP		5/15/12	4.475	100,000.00	80,885.00	95,999.00	7/30/07
186408	302	DPTF	912833JY7	US TREASURY STRIP		5/15/12	2.800	50,000.00	44,777.50	47,999.50	5/27/08
186656	302	DPTF	912833JY7	US TREASURY STRIP		5/15/12	2.910	25,000.00	22,315.50	23,999.75	6/09/08
187219	302	DPTF	912833JY7	US TREASURY STRIP		5/15/12	2.883	10,000.00	8,957.80	9,599.90	7/11/08
186325	305	DPTF	912833JY7	US TREASURY STRIP		5/15/12	2.819	7,538,000.00	6,743,042.52	7,236,404.62	5/22/08
178323	302	DPTF	912820HF7	US TREASURY STRIP (P)		8/15/12	4.550	50,000.00	38,405.50	47,578.00	10/04/06
178578	302	DPTF	912820HF7	US TREASURY STRIP (P)		8/15/12	4.724	138,000.00	105,240.18	131,315.28	10/26/06
178988	302	DPTF	912820HF7	US TREASURY STRIP (P)		8/15/12	4.490	50,000.00	38,794.00	47,578.00	11/28/06
182212	302	DPTF	912820HF7	US TREASURY STRIP (P)		8/15/12	4.300	100,000.00	80,960.00	95,156.00	8/28/07
182543	302	DPTF	912833DC1	US TREASURY STRIP (P)		8/15/12	4.311	100,000.00	81,180.00	94,464.00	9/25/07
182748	302	DPTF	912833DC1	US TREASURY STRIP (P)		8/15/12	4.153	100,000.00	81,889.00	94,464.00	10/05/07
188059	302	DPTF	912833DC1	US TREASURY STRIP (P)		8/15/12	2.694	50,000.00	45,025.00	47,232.00	9/15/08
188154	305	DPTF	912833DC1	US TREASURY STRIP (P)		8/15/12	2.440	576,000.00	524,056.32	544,112.64	9/22/08
179286	302	DPTF	912820HF7	US TREASURY STRIP (P)		11/15/12	4.484	250,000.00	192,372.50	236,377.50	12/18/06
183722	302	DPTF	912833JZ4	US TREASURY STRIP		11/15/12	3.377	50,000.00	42,370.00	46,934.50	12/05/07
189249	302	DPTF	912833JZ4	US TREASURY STRIP		11/15/12	3.620	100,000.00	83,859.00	93,869.00	12/19/07
184219	302	DPTF	912833JZ4	US TREASURY STRIP		11/15/12	3.134	150,000.00	129,015.00	140,803.50	1/10/08
189206	302	DPTF	912833JZ4	US TREASURY STRIP		11/15/12	2.050	100,000.00	92,197.00	93,869.00	11/21/08
189251	302	DPTF	912833JZ4	US TREASURY STRIP		11/15/12	1.731	5,000.00	4,668.20	4,693.45	11/21/08
189951	302	DPTF	912833JZ4	US TREASURY STRIP		11/15/12	1.590	250,000.00	235,250.00	234,672.50	1/12/09
190239	302	DPTF	912833JZ4	US TREASURY STRIP		11/15/12	1.725	100,000.00	93,720.00	93,869.00	2/04/09
180360	302	DPTF	912820HR1	US TREASURY STRIP (P)		2/15/13	4.495	50,000.00	38,516.50	47,009.50	4/03/07
180512	302	DPTF	912820HR1	US TREASURY STRIP (P)		2/15/13	4.650	100,000.00	76,438.00	94,019.00	4/12/07
180728	302	DPTF	912820HR1	US TREASURY STRIP (P)		2/15/13	4.500	100,000.00	77,266.00	94,019.00	4/30/07
184830	302	DPTF	912833DD9	US TREASURY STRIP		2/15/13	2.950	10,000.00	8,646.96	9,320.50	2/28/08
185220	302	DPTF	912833DD9	US TREASURY STRIP		2/15/13	2.399	10,000.00	8,900.00	9,320.50	3/27/08
185282	302	DPTF	912833DD9	US TREASURY STRIP		2/15/13	2.630	50,000.00	44,009.00	46,602.50	3/28/08
185589	302	DPTF	912833DD9	US TREASURY STRIP		2/15/13	2.550	50,000.00	44,237.00	46,602.50	4/16/08
185608	302	DPTF	912833DD9	US TREASURY STRIP		2/15/13	2.509	25,000.00	8,865.00	9,320.50	4/16/08
185875	302	DPTF	912833DD9	US TREASURY STRIP		2/15/13	3.070	10,000.00	21,599.00	23,301.25	4/28/08
190589	302	DPTF	912833DD9	US TREASURY STRIP		2/15/13	1.890	50,000.00	46,404.00	46,602.50	2/27/08
190946	302	DPTF	912833DD9	US TREASURY STRIP		2/15/13	1.925	50,000.00	46,392.50	46,602.50	3/20/09
190820	302	DPTF	912833DD9	US TREASURY STRIP		2/15/13	1.860	100,000.00	93,066.00	93,205.00	3/30/09
191112	302	DPTF	912833DD9	US TREASURY STRIP		2/15/13	1.547	5,000.00	4,712.50	4,660.25	4/13/09
191199	302	DPTF	912833DD9	US TREASURY STRIP		2/15/13	1.836	50,000.00	46,617.00	46,602.50	4/16/09
191850	302	DPTF	912833DD9	US TREASURY STRIP		2/15/13	1.653	50,000.00	46,958.00	46,602.50	4/24/09

P&H: INVS_MONTBERND_INVENTORY
 SOURCE: VLA541QKD
 MODEL: INVENTORY
 BASIS: SETTLEMENT
 AS-OF: 4/30/09

KEVIN L. BOYCE
 T R E A S U R E R , S T A T E O F O H I O
 I N V E S T M E N T I N V E N T O R Y
 SETTLED POSITIONS AS OF: 4/30/09

INVS#	FUND	FUND G	CDIS1	DESCRIPTION	RATE	MATURITY	YIELD	PAR AMOUNT	BOOK VALUE	US\$ MARKET	1ST PUR
181160	302	DPTF	912833KC3	US TREASURY STRIP	5/15/14	4.850	50,000.00	35,825.50	44,411.50	5/31/07	
181408	302	DPTF	912833KC3	US TREASURY STRIP	5/15/14	5.115	50,000.00	35,312.50	44,411.50	6/26/07	
181549	302	DPTF	912833KC3	US TREASURY STRIP	5/15/14	4.975	50,000.00	35,695.00	44,411.50	7/06/07	
181855	302	DPTF	912833KC3	US TREASURY STRIP	5/15/14	4.860	100,000.00	72,165.00	88,823.00	7/30/07	
186410	302	DPTF	912833KC3	US TREASURY STRIP	5/15/14	3.240	50,000.00	41,274.00	44,411.50	5/27/08	
186658	302	DPTF	912833KC3	US TREASURY STRIP	5/15/14	3.320	25,000.00	20,564.00	22,205.75	6/09/08	
187221	302	DPTF	912833KC3	US TREASURY STRIP	5/15/14	3.437	10,000.00	8,193.90	8,882.30	7/11/08	
186327	305	DPTF	912833DG2	US TREASURY STRIP	5/15/14	3.444	7,538,000.00	6,145,505.26	6,695,477.74	5/22/08	
178326	302	DPTF	912833DG2	US TREASURY STRIP	8/15/14	4.630	50,000.00	34,885.50	43,971.50	10/04/06	
178560	302	DPTF	912833DG2	US TREASURY STRIP	8/15/14	4.783	138,000.00	95,427.00	121,361.34	10/26/06	
178990	302	DPTF	912833DG2	US TREASURY STRIP	8/15/14	4.555	50,000.00	35,324.00	43,971.50	11/28/06	
182214	302	DPTF	912833DG2	US TREASURY STRIP	8/15/14	4.450	100,000.00	73,399.00	87,943.00	8/28/07	
182545	302	DPTF	912833DG2	US TREASURY STRIP	8/15/14	4.520	100,000.00	73,500.00	87,943.00	9/25/07	
182750	302	DPTF	912833DG2	US TREASURY STRIP	8/15/14	4.377	100,000.00	74,296.00	87,943.00	10/05/07	
188061	305	DPTF	912833DG2	US TREASURY STRIP	8/15/14	3.092	50,000.00	41,700.00	43,971.50	9/15/08	
188156	302	DPTF	912833KD1	US TREASURY STRIP	11/15/14	2.917	576,000.00	485,579.52	506,551.68	9/22/08	
179288	302	DPTF	912833KD1	US TREASURY STRIP	11/15/14	4.529	250,000.00	175,435.00	217,917.50	12/18/06	
179694	302	DPTF	912833KD1	US TREASURY STRIP	11/15/14	4.848	150,000.00	103,281.00	130,750.50	1/31/07	
183724	302	DPTF	912833KD1	US TREASURY STRIP	11/15/14	3.788	50,000.00	38,530.00	43,583.50	12/05/07	
183931	302	DPTF	912833KD1	US TREASURY STRIP	11/15/14	4.220	100,000.00	74,944.00	87,167.00	12/19/07	
184221	302	DPTF	912833KD1	US TREASURY STRIP	11/15/14	3.601	150,000.00	117,480.00	130,750.50	1/10/08	
189208	302	DPTF	912833KD1	US TREASURY STRIP	11/15/14	2.680	100,000.00	85,275.00	87,167.00	11/21/08	
189253	302	DPTF	912833KD1	US TREASURY STRIP	11/15/14	2.655	5,000.00	4,270.00	4,358.35	11/21/08	
189553	302	DPTF	912833KD1	US TREASURY STRIP	11/15/14	2.342	250,000.00	218,462.50	217,917.50	1/12/09	
190241	302	DPTF	912833KD1	US TREASURY STRIP	11/15/14	2.510	100,000.00	86,582.00	87,167.00	2/04/09	
180514	302	DPTF	912803AA1	US TREASURY STRIP (P)	2/15/15	4.765	100,000.00	69,112.00	86,802.00	4/12/07	
180730	302	DPTF	912803AA1	US TREASURY STRIP (P)	2/15/15	4.640	100,000.00	69,936.00	86,802.00	4/30/07	
180362	302	DPTF	912833DHO	US TREASURY STRIP	2/15/15	4.630	50,000.00	34,875.50	43,339.00	4/03/07	
185222	302	DPTF	912833DHO	US TREASURY STRIP	2/15/15	3.640	100,000.00	7,778.51	8,667.80	2/28/08	
185265	302	DPTF	912833DHO	US TREASURY STRIP	2/15/15	2.777	10,000.00	8,270.00	8,667.80	3/27/08	
185591	302	DPTF	912833DHO	US TREASURY STRIP	2/15/15	3.150	50,000.00	40,320.00	43,339.00	3/28/08	
185610	302	DPTF	912833DHO	US TREASURY STRIP	2/15/15	3.100	50,000.00	40,522.00	43,339.00	4/16/08	
185877	302	DPTF	912833DHO	US TREASURY STRIP	2/15/15	2.935	10,000.00	8,195.00	8,667.80	4/16/08	
190591	302	DPTF	912833DHO	US TREASURY STRIP	2/15/15	3.463	25,000.00	19,794.75	21,669.50	4/28/08	
190822	302	DPTF	912833DHO	US TREASURY STRIP	2/15/15	2.687	50,000.00	42,639.50	43,339.00	2/27/09	
190948	302	DPTF	912833DHO	US TREASURY STRIP	2/15/15	2.675	50,000.00	42,734.50	43,339.00	3/20/09	
191114	302	DPTF	912833DHO	US TREASURY STRIP	2/15/15	2.290	100,000.00	87,466.00	86,678.00	3/30/09	
191201	302	DPTF	912833DHO	US TREASURY STRIP	2/15/15	2.200	5,000.00	4,400.00	4,333.90	4/13/09	
			912833DHO	US TREASURY STRIP	2/15/15	2.407	50,000.00	43,484.50	43,339.00	4/16/09	

PGM: INTS_MONTHEMD_INVENTORY
 SOURCE: VIBUNLOED
 MODEL: INVENTORY
 BASIS: SETTLEMENT
 AS-OP: 4/30/09

K E V I N L. B O Y C E
 T R E A S U R E R , S T A T E O F O H I O

I N V E S T M E N T I N V E N T O R Y
 SETTLED POSITIONS AS OF: 4/30/09

INVT#	FUND	FUND G	CUSIP	DESCRIPTION	RATE	MATURITY	YIELD	PAR AMOUNT	BOOK VALUE	US\$-MARKET	1ST-PUR
191202	302	DEPT	912833KG4	US TREASURY STRIP	2/15/16	2.767	2.767	50,000.00	41,439.00	41,087.00	4/16/09
191853	302	DEPT	912833KG4	US TREASURY STRIP	2/15/16	2.581	2.581	50,000.00	41,986.00	41,087.00	4/24/09
181551	302	DEPT	912803AH6	US TREASURY STRIP (P)	5/15/16	5.073	5.073	50,000.00	32,080.50	40,554.00	7/06/07
181857	302	DEPT	912803AH6	US TREASURY STRIP (P)	5/15/16	4.960	4.960	100,000.00	64,997.00	81,108.00	7/30/07
181162	302	DEPT	912833KH2	US TREASURY STRIP	5/15/16	4.900	4.900	50,000.00	32,409.00	40,349.00	5/31/07
181410	302	DEPT	912833KH2	US TREASURY STRIP	5/15/16	5.185	5.185	50,000.00	31,727.00	40,349.00	6/26/07
186412	302	DEPT	912833KH2	US TREASURY STRIP	5/15/16	3.800	3.800	50,000.00	37,044.00	40,349.00	5/27/08
186660	302	DEPT	912833KH2	US TREASURY STRIP	5/15/16	3.950	3.950	25,000.00	18,331.25	20,174.50	6/09/08
187223	302	DEPT	912833KH2	US TREASURY STRIP	5/15/16	3.904	3.904	10,000.00	7,383.60	8,069.80	7/11/08
186329	305	DEPT	912833KH2	US TREASURY STRIP	5/15/16	3.901	3.901	7,538,000.00	5,537,942.46	6,083,015.24	5/22/08
178328	302	DEPT	912833KH2	US TREASURY STRIP	8/15/16	4.710	4.710	50,000.00	31,589.00	39,589.00	10/04/06
178582	302	DEPT	912833KH2	US TREASURY STRIP	8/15/16	4.869	4.869	138,000.00	86,107.86	109,265.64	10/26/06
182216	302	DEPT	912833KH2	US TREASURY STRIP	8/15/16	4.635	4.635	50,000.00	32,037.00	39,589.00	11/28/06
182547	302	DEPT	912833KH2	US TREASURY STRIP	8/15/16	4.700	4.700	100,000.00	65,937.00	79,178.00	8/28/07
182752	302	DEPT	912833KH2	US TREASURY STRIP	8/15/16	4.763	4.763	100,000.00	65,810.00	79,178.00	9/25/07
188063	302	DEPT	912833KH2	US TREASURY STRIP	8/15/16	4.603	4.603	100,000.00	66,816.00	79,178.00	9/15/07
188158	305	DEPT	912833KH2	US TREASURY STRIP	8/15/16	3.591	3.591	50,000.00	37,725.00	39,589.00	9/15/08
179290	302	DEPT	912833KH2	US TREASURY STRIP	11/15/16	3.437	3.437	576,000.00	440,098.56	456,065.28	9/22/08
183726	302	DEPT	912833KH2	US TREASURY STRIP	11/15/16	4.629	4.629	250,000.00	158,857.50	196,307.50	12/18/06
183933	302	DEPT	912833KH2	US TREASURY STRIP	11/15/16	4.104	4.104	50,000.00	34,765.00	39,261.50	12/05/07
184223	302	DEPT	912833KH2	US TREASURY STRIP	11/15/16	4.400	4.400	100,000.00	67,866.00	78,523.00	11/21/08
189210	302	DEPT	912833KH2	US TREASURY STRIP	11/15/16	3.991	3.991	150,000.00	105,750.00	117,784.50	1/10/08
183726	302	DEPT	912833KH2	US TREASURY STRIP	11/15/16	4.070	4.070	100,000.00	72,494.00	78,523.00	12/19/07
189256	302	DEPT	912833KH2	US TREASURY STRIP	11/15/16	3.937	3.937	100,000.00	72,494.00	78,523.00	11/21/08
189955	302	DEPT	912833KH2	US TREASURY STRIP	11/15/16	2.960	2.960	5,000.00	3,662.50	3,926.15	11/21/08
190243	302	DEPT	912833KH2	US TREASURY STRIP	11/15/16	3.500	3.500	250,000.00	198,562.50	196,307.50	1/12/09
180364	302	DEPT	912833KH2	US TREASURY STRIP	2/15/17	4.700	4.700	100,000.00	76,352.00	78,523.00	2/04/09
180516	302	DEPT	912833KH2	US TREASURY STRIP	2/15/17	4.680	4.680	50,000.00	31,610.50	38,585.50	4/03/07
180732	302	DEPT	912833KH2	US TREASURY STRIP	2/15/17	4.820	4.820	100,000.00	62,568.00	77,171.00	4/12/07
184834	302	DEPT	912833KH2	US TREASURY STRIP	2/15/17	4.680	4.680	100,000.00	63,562.00	77,171.00	4/30/07
185224	302	DEPT	912833KH2	US TREASURY STRIP	2/15/17	4.080	4.080	10,000.00	6,962.39	7,717.10	2/28/08
185267	302	DEPT	912833KH2	US TREASURY STRIP	2/15/17	3.699	3.699	10,000.00	7,220.00	7,717.10	3/21/08
185593	302	DEPT	912833KH2	US TREASURY STRIP	2/15/17	3.740	3.740	50,000.00	35,974.50	38,585.50	3/28/08
185612	302	DEPT	912833KH2	US TREASURY STRIP	2/15/17	3.695	3.695	50,000.00	36,185.00	38,585.50	4/16/08
185879	302	DEPT	912833KH2	US TREASURY STRIP	2/15/17	3.709	3.709	10,000.00	7,228.00	7,717.10	4/16/08
190593	302	DEPT	912833KH2	US TREASURY STRIP	2/15/17	4.020	4.020	25,000.00	17,613.25	19,292.75	4/28/08
190825	302	DEPT	912833KH2	US TREASURY STRIP	2/15/17	3.304	3.304	50,000.00	38,510.00	38,585.50	2/27/09
190950	302	DEPT	912833KH2	US TREASURY STRIP	2/15/17	3.330	3.330	50,000.00	38,506.50	38,585.50	3/20/09
191116	302	DEPT	912833KH2	US TREASURY STRIP	2/15/17	3.020	3.020	100,000.00	78,960.00	77,171.00	3/30/09
					2/15/17	2.866	2.866	5,000.00	4,000.00	3,858.55	4/13/09

PGM: INVS_MONTHERD_INVENTORY
 SOURCE: VISUALQED
 MODEL: INVENTORY
 BASIS: SETTLEMENT
 AS-OF: 4/30/09

KEVIN L. BOYCE
 TREASURER, STATE OF OHIO
 INVENTORRY
 SETTLED POSITIONS AS OF: 4/30/09

INVT#	FUND	FOND G	CUSIP	DESCRIPTION	RATE	MATURITY	YIELD	PAR AMOUNT	BOOK-VALUE	US\$-MARKET	1ST-PUR
191117	302	DPTF	912833KQ2	US TREASURY STRIP		2/15/18	3.128	5,000.00	3,800.00	3,673.10	4/13/09
191204	302	DPTF	912833KQ2	US TREASURY STRIP		2/15/18	3.276	50,000.00	37,523.00	36,731.00	4/16/09
191855	302	DPTF	912833KQ2	US TREASURY STRIP		2/15/18	3.183	50,000.00	37,855.00	36,731.00	4/24/09
181553	302	DPTF	912803AN3	US TREASURY STRIP (P)		5/15/18	5.166	50,000.00	28,738.50	36,754.50	7/06/07
187225	302	DPTF	912803AN3	US TREASURY STRIP (P)		5/15/18	4.200	10,000.00	6,641.70	7,350.90	7/11/08
181164	302	DPTF	912833KR0	US TREASURY STRIP		5/15/18	5.010	50,000.00	29,074.50	36,397.00	5/31/07
181412	302	DPTF	912833KR0	US TREASURY STRIP		5/15/18	5.295	50,000.00	28,307.00	36,397.00	6/28/07
186415	302	DPTF	912833KR0	US TREASURY STRIP		5/15/18	5.047	100,000.00	58,394.00	72,794.00	7/30/07
186662	302	DPTF	912833KR0	US TREASURY STRIP		5/15/18	4.190	50,000.00	33,072.50	36,397.00	5/27/08
186331	305	DPTF	912833KS8	US TREASURY STRIP		5/15/18	4.270	25,000.00	16,432.25	18,198.50	6/09/08
178330	302	DPTF	912833KS8	US TREASURY STRIP		5/15/18	4.227	7,538,000.00	4,965,205.22	5,487,211.72	5/22/08
178584	302	DPTF	912833KS8	US TREASURY STRIP		8/15/18	4.790	50,000.00	28,515.00	35,816.50	10/04/06
178994	302	DPTF	912833KS8	US TREASURY STRIP		8/15/18	4.940	138,000.00	77,571.18	98,853.54	10/26/06
182218	302	DPTF	912833KS8	US TREASURY STRIP		8/15/18	4.687	50,000.00	29,058.00	35,816.50	11/26/06
182549	302	DPTF	912833KS8	US TREASURY STRIP		8/15/18	4.880	100,000.00	58,940.00	71,633.00	8/28/07
182754	302	DPTF	912833KS8	US TREASURY STRIP		8/15/18	4.961	100,000.00	58,650.00	71,633.00	9/25/07
188065	302	DPTF	912833KS8	US TREASURY STRIP		8/15/18	4.780	100,000.00	59,866.00	71,633.00	10/05/07
188160	305	DPTF	912833KS8	US TREASURY STRIP		8/15/18	3.912	50,000.00	34,050.00	35,816.50	9/15/08
183728	302	DPTF	912803AP8	US TREASURY STRIP (P)		11/15/18	3.800	576,000.00	396,852.48	412,606.08	9/22/08
183935	302	DPTF	912803AP8	US TREASURY STRIP (P)		11/15/18	4.312	50,000.00	31,345.00	35,683.00	12/05/07
184225	302	DPTF	912803AP8	US TREASURY STRIP (P)		11/15/18	4.620	100,000.00	60,765.00	71,366.00	12/19/07
189212	302	DPTF	912833KT6	US TREASURY STRIP		11/15/18	4.228	150,000.00	95,280.00	107,049.00	11/10/08
189258	302	DPTF	912833KT6	US TREASURY STRIP		11/15/18	4.280	250,000.00	143,770.00	177,365.00	12/18/06
189357	302	DPTF	912833KT6	US TREASURY STRIP		11/15/18	3.976	100,000.00	65,522.00	70,946.00	11/21/08
190245	302	DPTF	912833KT6	US TREASURY STRIP		11/15/18	3.145	250,000.00	3,375.00	3,547.30	11/21/08
185226	302	DPTF	912803A06	US TREASURY STRIP (P)		2/15/19	3.565	100,000.00	183,902.50	177,365.00	1/12/09
180366	302	DPTF	912833KT3	US TREASURY STRIP		2/15/19	4.098	10,000.00	70,790.00	70,946.00	2/04/09
180518	302	DPTF	912833KT3	US TREASURY STRIP		2/15/19	4.850	50,000.00	6,430.00	7,012.80	3/27/08
184836	302	DPTF	912833KT3	US TREASURY STRIP		2/15/19	4.975	100,000.00	28,309.50	35,037.00	4/03/07
185269	302	DPTF	912833KT3	US TREASURY STRIP		2/15/19	4.400	10,000.00	55,873.00	70,074.00	4/12/07
185595	302	DPTF	912833KT3	US TREASURY STRIP		2/15/19	4.140	50,000.00	6,205.19	7,007.40	2/28/08
185614	302	DPTF	912833KT3	US TREASURY STRIP		2/15/19	4.112	50,000.00	32,008.50	35,037.00	3/28/08
185881	302	DPTF	912833KT3	US TREASURY STRIP		2/15/19	4.019	10,000.00	6,498.00	7,007.40	4/16/08
190595	302	DPTF	912833KT3	US TREASURY STRIP		2/15/19	4.350	25,000.00	15,707.50	17,518.50	4/28/08
190826	302	DPTF	912833KT3	US TREASURY STRIP		2/15/19	3.474	50,000.00	35,473.50	35,037.00	2/27/09
190952	302	DPTF	912833KT3	US TREASURY STRIP		2/15/19	3.565	50,000.00	35,229.50	35,037.00	3/20/09
191118	302	DPTF	912833KT3	US TREASURY STRIP		2/15/19	3.240	100,000.00	72,790.00	70,074.00	3/30/09
						2/15/19	3.223	5,000.00	3,650.00	3,503.70	4/13/09

PGM: INVS_MONTHEND_INVENTORY
 SOURCE: VIBURNUM
 MODEL: INVENTORY
 BASIS: SETTLEMENT
 AS-OF: 4/30/09

KEVIN L. BOYCE
 TREASURER, STATE OF OHIO

INVENTORRY
 SETTLED POSITIONS AS OF: 4/30/09

INVS#	FOND	FOND G	CUSIP	DESCRIPTION	RATE	MATURITY	YIELD	PAR AMOUNT	BOOK-VALUE	US\$-MARKET	1ST-PER
191206	302	DPTF	912833KX5	US TREASURY STRIP		2/15/20	3.617	50,000.00	33,907.50	32,863.00	4/16/09
191857	302	DPTF	912833KX5	US TREASURY STRIP		2/15/20	3.560	50,000.00	34,140.00	32,863.00	4/24/09
181166	302	DPTF	912833KX2	US TREASURY STRIP		5/15/20	5.143	50,000.00	25,897.50	32,309.50	5/31/07
181414	302	DPTF	912833KX2	US TREASURY STRIP		5/15/20	5.400	50,000.00	25,164.00	32,309.50	6/26/07
181555	302	DPTF	912833KX2	US TREASURY STRIP		5/15/20	5.274	50,000.00	25,600.00	32,309.50	7/06/07
181861	302	DPTF	912833KX2	US TREASURY STRIP		5/15/20	5.170	100,000.00	52,047.00	64,619.00	9/25/07
182551	302	DPTF	912833KX2	US TREASURY STRIP		5/15/20	5.095	100,000.00	52,950.00	64,619.00	9/25/07
186418	302	DPTF	912833KX2	US TREASURY STRIP		5/15/20	4.470	50,000.00	29,458.00	32,309.50	5/27/08
186664	302	DPTF	912833KX2	US TREASURY STRIP		5/15/20	4.590	25,000.00	14,547.00	16,154.75	6/09/08
187227	302	DPTF	912833KX2	US TREASURY STRIP		5/15/20	4.498	10,000.00	5,904.40	6,461.90	7/11/08
186333	302	DPTF	912833KX2	US TREASURY STRIP		5/15/20	4.537	7,538,000.00	4,403,774.98	4,870,980.22	5/22/08
178332	302	DPTF	912833LA6	US TREASURY STRIP		8/15/20	4.900	50,000.00	25,556.00	31,734.50	10/04/06
178566	302	DPTF	912833LA6	US TREASURY STRIP		8/15/20	5.050	138,000.00	69,324.30	87,587.22	10/26/06
178996	302	DPTF	912833LA6	US TREASURY STRIP		8/15/20	4.795	50,000.00	26,106.00	31,734.50	11/28/06
182220	302	DPTF	912833LA6	US TREASURY STRIP		8/15/20	4.980	100,000.00	52,849.00	63,469.00	8/28/07
182756	302	DPTF	912833LA6	US TREASURY STRIP		8/15/20	4.920	100,000.00	53,520.00	63,469.00	8/28/07
188067	302	DPTF	912833LA6	US TREASURY STRIP		8/15/20	4.213	50,000.00	30,425.00	31,734.50	9/15/08
188162	305	DPTF	912833LA6	US TREASURY STRIP		8/15/20	4.082	576,000.00	356,158.08	365,581.44	9/22/08
179294	302	DPTF	912833LA6	US TREASURY STRIP		11/15/20	4.806	250,000.00	129,142.50	156,567.50	12/18/06
183730	302	DPTF	912833LA6	US TREASURY STRIP		11/15/20	4.475	50,000.00	28,195.00	31,313.50	12/05/07
183937	302	DPTF	912833LA6	US TREASURY STRIP		11/15/20	4.810	100,000.00	54,147.00	62,627.00	12/19/07
184227	302	DPTF	912833LA6	US TREASURY STRIP		11/15/20	4.465	150,000.00	85,065.00	93,940.50	1/10/08
189214	302	DPTF	912833LA6	US TREASURY STRIP		11/15/20	4.660	100,000.00	57,578.00	62,627.00	11/21/08
189360	302	DPTF	912833LA6	US TREASURY STRIP		11/15/20	4.168	5,000.00	3,050.00	3,131.35	11/21/08
189959	302	DPTF	912833LA6	US TREASURY STRIP		11/15/20	3.600	250,000.00	163,860.00	156,567.50	1/12/09
190247	302	DPTF	912833LA6	US TREASURY STRIP		11/15/20	3.985	100,000.00	62,834.00	62,627.00	2/04/09
180368	302	DPTF	912833LC2	US TREASURY STRIP		2/15/21	4.960	50,000.00	25,342.00	30,933.50	4/03/07
180520	302	DPTF	912833LC2	US TREASURY STRIP		2/15/21	5.058	100,000.00	50,081.00	61,867.00	4/12/07
180736	302	DPTF	912833LC2	US TREASURY STRIP		2/15/21	4.950	100,000.00	50,938.00	61,867.00	4/30/07
184838	302	DPTF	912833LC2	US TREASURY STRIP		2/15/21	4.650	10,000.00	5,510.45	6,186.70	2/28/08
185228	302	DPTF	912833LC2	US TREASURY STRIP		2/15/21	4.299	10,000.00	5,780.00	6,186.70	3/27/08
185271	302	DPTF	912833LC2	US TREASURY STRIP		2/15/21	4.380	50,000.00	28,610.50	30,933.50	3/28/08
185597	302	DPTF	912833LC2	US TREASURY STRIP		2/15/21	4.260	50,000.00	29,111.00	30,933.50	4/16/08
185616	302	DPTF	912833LC2	US TREASURY STRIP		2/15/21	4.263	10,000.00	5,820.00	6,186.70	4/16/08
185883	302	DPTF	912833LC2	US TREASURY STRIP		2/15/21	4.600	25,000.00	13,968.00	15,466.75	4/28/08
190597	302	DPTF	912833LC2	US TREASURY STRIP		2/15/21	3.839	50,000.00	31,722.00	30,933.50	2/27/09
190828	302	DPTF	912833LC2	US TREASURY STRIP		2/15/21	3.900	50,000.00	31,565.00	30,933.50	3/20/09
190954	302	DPTF	912833LC2	US TREASURY STRIP		2/15/21	3.750	100,000.00	64,312.00	61,867.00	3/30/09
191120	302	DPTF	912833LC2	US TREASURY STRIP		2/15/21	3.540	5,000.00	3,300.00	3,093.35	4/13/09

PGM: INVS MONTREND_INVENTORY
 SOURCE: VISUALQED
 MODEL: INVENTORY
 BASIS: SETTLEMENT
 AS-OP: 4/30/09

K R V I N L. B O Y C E
 T R E A S U R E R , S T A T E O F O H I O

I N V E S T M E N T I N V E N T O R Y
 SETTLED POSITIONS AS OF: 4/30/09

INVT#	FUND	FUND G	CUSIP	DESCRIPTION	RATE	MATURITY	YIELD	PAR AMOUNT	BOOK VALUE	US-MARKET	1ST PUR
191121	302	DPTF	9128331G3	US TREASURY STRIP		2/15/22	3.630	5,000.00	3,150.00	2,927.40	4/13/09
191209	302	DPTF	9128331G3	US TREASURY STRIP		2/15/22	3.945	50,000.00	30,285.00	29,274.00	4/16/09
191859	302	DPTF	9128331G3	US TREASURY STRIP		2/15/22	3.882	50,000.00	30,550.00	29,274.00	4/24/09
181168	302	DPTF	9128331H1	US TREASURY STRIP		5/15/22	5.198	50,000.00	23,210.00	28,939.50	5/31/07
181416	302	DPTF	9128331H1	US TREASURY STRIP		5/15/22	5.430	50,000.00	22,522.00	28,939.50	6/26/07
181557	302	DPTF	9128331H1	US TREASURY STRIP		5/15/22	5.301	50,000.00	22,978.50	28,939.50	7/06/07
181863	302	DPTF	9128331H1	US TREASURY STRIP		5/15/22	5.220	100,000.00	46,659.00	57,879.00	7/30/07
186421	302	DPTF	9128331H1	US TREASURY STRIP		5/15/22	4.085	50,000.00	26,382.50	28,939.50	5/27/08
186666	302	DPTF	9128331H1	US TREASURY STRIP		5/15/22	4.617	25,000.00	14,231.00	14,469.75	6/09/08
187229	302	DPTF	9128331H1	US TREASURY STRIP		5/15/22	4.684	10,000.00	5,315.50	5,787.90	7/11/08
186335	305	DPTF	9128331J7	US TREASURY STRIP		8/15/22	4.900	50,000.00	3,945,766.10	4,362,919.02	5/22/08
178334	302	DPTF	9128331J7	US TREASURY STRIP		8/15/22	5.071	138,000.00	23,197.50	28,489.00	10/04/06
178588	302	DPTF	9128331J7	US TREASURY STRIP		8/15/22	4.802	50,000.00	62,540.22	78,629.64	10/26/06
182222	302	DPTF	9128331J7	US TREASURY STRIP		8/15/22	5.060	100,000.00	47,341.00	56,978.00	8/28/07
182553	302	DPTF	9128331J7	US TREASURY STRIP		8/15/22	5.133	100,000.00	47,020.00	56,978.00	9/25/07
182758	302	DPTF	9128331J7	US TREASURY STRIP		8/15/22	4.289	50,000.00	27,700.00	28,489.00	9/15/08
188069	305	DPTF	9128331K4	US TREASURY STRIP		11/15/22	4.171	576,000.00	324,547.20	358,193.28	9/22/08
179286	302	DPTF	9128331K4	US TREASURY STRIP		11/15/22	4.829	250,000.00	117,020.00	140,795.00	12/18/06
183732	302	DPTF	9128331K4	US TREASURY STRIP		11/15/22	4.547	50,000.00	25,535.00	28,159.00	12/05/07
183939	302	DPTF	9128331K4	US TREASURY STRIP		11/15/22	4.870	100,000.00	48,809.00	56,318.00	12/19/07
184229	302	DPTF	9128331K4	US TREASURY STRIP		11/15/22	4.536	150,000.00	77,070.00	84,477.00	1/10/08
189216	302	DPTF	9128331K4	US TREASURY STRIP		11/15/22	4.710	100,000.00	52,153.00	56,318.00	11/21/08
189262	302	DPTF	9128331K4	US TREASURY STRIP		11/15/22	4.061	5,000.00	2,850.00	2,815.90	11/21/08
189961	302	DPTF	912803BB8	US TREASURY STRIP (P)		11/15/22	3.755	250,000.00	149,395.00	140,795.00	1/12/09
190249	302	DPTF	912803BB8	US TREASURY STRIP (P)		2/15/23	4.140	100,000.00	56,864.00	56,318.00	2/04/09
191213	302	DPTF	912803BB8	US TREASURY STRIP (P)		2/15/23	3.957	50,000.00	29,076.50	27,888.50	4/16/09
191860	302	DPTF	9128331L2	US TREASURY STRIP		2/15/23	3.925	50,000.00	29,230.00	27,888.50	4/24/09
180370	302	DPTF	9128331L2	US TREASURY STRIP		2/15/23	4.980	50,000.00	22,905.50	27,798.50	4/03/07
180522	302	DPTF	9128331L2	US TREASURY STRIP		2/15/23	5.095	100,000.00	45,059.00	55,597.00	4/12/07
180738	302	DPTF	9128331L2	US TREASURY STRIP		2/15/23	4.975	100,000.00	46,014.00	55,597.00	4/30/07
184840	302	DPTF	9128331L2	US TREASURY STRIP		2/15/23	4.770	10,000.00	4,939.02	5,559.70	2/28/08
185230	302	DPTF	9128331L2	US TREASURY STRIP		2/15/23	4.428	10,000.00	5,210.00	5,559.70	3/27/08
185273	302	DPTF	9128331L2	US TREASURY STRIP		2/15/23	4.480	50,000.00	25,818.50	27,798.50	3/28/08
185599	302	DPTF	9128331L2	US TREASURY STRIP		2/15/23	4.400	50,000.00	26,218.00	27,798.50	4/16/08
185618	302	DPTF	9128331L2	US TREASURY STRIP		2/15/23	4.379	10,000.00	5,260.00	5,559.70	4/16/08
185985	302	DPTF	9128331L2	US TREASURY STRIP		2/15/23	4.700	25,000.00	12,570.50	13,899.25	4/28/08
190599	302	DPTF	9128331L2	US TREASURY STRIP		2/15/23	3.990	50,000.00	28,794.50	27,798.50	2/27/09

PGM: INVS MONTHEND_INVENTORY
 SOURCE: VIRTUALD
 MODEL: INVENTORY
 BASIS: SETTLEMENT
 AS-OF: 4/30/09

KEVIN L. BOYCE
 TREASURER, STATE OF OREGON

INVESTMENT INVENTORY
 SETTLED POSITIONS AS OF: 4/30/09

INVS#	FUND	FUND G	CUSTP	DESCRIPTION	RATE	MATURITY	YIELD	PAR AMOUNT	BOOK VALUE	US\$ MARKET	1ST-PER
190957	302	DPTF	912833LQ1	US TREASURY STRIP		2/15/24	3.935	100,000.00	55,996.00	52,499.00	3/30/09
191123	302	DPTF	912833LQ1	US TREASURY STRIP		2/15/24	3.823	5,000.00	2,850.00	2,624.95	4/13/09
191214	302	DPTF	912833LQ1	US TREASURY STRIP		2/15/24	3.688	50,000.00	29,074.50	26,249.50	4/16/09
191861	302	DPTF	912833LQ1	US TREASURY STRIP		2/15/24	3.999	50,000.00	27,815.00	26,249.50	4/24/09
181170	302	DPTF	912833LQ9	US TREASURY STRIP		5/15/24	5.190	50,000.00	20,972.50	25,911.50	5/31/07
181418	302	DPTF	912833LQ9	US TREASURY STRIP		5/15/24	5.425	50,000.00	20,250.50	25,911.50	6/26/07
181559	302	DPTF	912833LQ9	US TREASURY STRIP		5/15/24	5.297	50,000.00	20,710.00	25,911.50	7/06/07
181865	302	DPTF	912833LQ9	US TREASURY STRIP		5/15/24	5.210	100,000.00	42,158.00	51,823.00	7/30/07
182555	302	DPTF	912833LQ9	US TREASURY STRIP		5/15/24	5.149	100,000.00	42,920.00	51,823.00	9/25/07
186423	302	DPTF	912833LQ9	US TREASURY STRIP		5/15/24	4.700	50,000.00	23,813.00	25,911.50	5/27/08
186668	302	DPTF	912833LQ9	US TREASURY STRIP		5/15/24	4.193	25,000.00	12,905.75	12,955.75	6/08/08
187231	302	DPTF	912833LQ9	US TREASURY STRIP		5/15/24	4.658	10,000.00	4,836.00	5,182.30	7/11/08
186337	305	DPTF	912833LQ9	US TREASURY STRIP		5/15/24	4.764	7,538,000.00	3,552,131.74	3,906,417.74	5/22/08
178336	302	DPTF	912833LQ7	US TREASURY STRIP		8/15/24	4.920	50,000.00	20,983.50	25,561.00	10/04/06
178590	302	DPTF	912833LQ7	US TREASURY STRIP		8/15/24	5.074	138,000.00	56,549.64	70,548.36	10/26/06
182224	302	DPTF	912833LQ7	US TREASURY STRIP		8/15/24	4.815	50,000.00	21,524.00	25,561.00	11/28/06
182760	302	DPTF	912833LQ7	US TREASURY STRIP		8/15/24	5.100	100,000.00	42,556.00	51,122.00	8/28/07
188071	302	DPTF	912833LQ7	US TREASURY STRIP		8/15/24	4.973	100,000.00	43,684.00	51,122.00	10/05/07
188166	305	DPTF	912833LQ7	US TREASURY STRIP		8/15/24	4.352	50,000.00	25,200.00	25,561.00	9/15/08
179298	302	DPTF	912833LQ7	US TREASURY STRIP		8/15/24	4.197	576,000.00	297,624.96	294,462.72	9/22/08
183734	302	DPTF	912833LQ5	US TREASURY STRIP		11/15/24	4.840	250,000.00	106,165.00	125,970.00	12/18/06
183941	302	DPTF	912833LQ5	US TREASURY STRIP		11/15/24	4.582	50,000.00	23,205.00	25,194.00	12/05/07
184231	302	DPTF	912833LQ5	US TREASURY STRIP		11/15/24	4.890	100,000.00	44,185.00	50,388.00	12/19/07
189218	302	DPTF	912833LQ5	US TREASURY STRIP		11/15/24	4.564	150,000.00	70,140.00	75,582.00	1/10/08
189264	302	DPTF	912833LQ5	US TREASURY STRIP		11/15/24	4.400	100,000.00	49,875.00	50,388.00	11/21/08
189963	302	DPTF	912833LQ5	US TREASURY STRIP		11/15/24	4.133	5,000.00	2,600.00	2,519.40	11/21/08
190251	302	DPTF	912833LQ5	US TREASURY STRIP		11/15/24	3.602	250,000.00	142,012.50	125,970.00	1/12/09
180372	302	DPTF	912833LQ2	US TREASURY STRIP		2/15/25	4.070	100,000.00	52,959.00	50,388.00	2/04/09
180524	302	DPTF	912833LQ2	US TREASURY STRIP		2/15/25	4.990	50,000.00	20,723.00	24,867.50	4/03/07
180740	302	DPTF	912833LQ2	US TREASURY STRIP		2/15/25	5.103	100,000.00	40,692.00	49,735.00	4/12/07
184842	302	DPTF	912833LQ2	US TREASURY STRIP		2/15/25	4.980	100,000.00	41,671.00	49,735.00	4/30/07
185232	302	DPTF	912833LQ2	US TREASURY STRIP		2/15/25	4.830	10,000.00	4,450.19	4,973.50	2/28/08
185275	302	DPTF	912833LQ2	US TREASURY STRIP		2/15/25	4.470	10,000.00	4,740.00	4,973.50	3/27/08
185601	302	DPTF	912833LQ2	US TREASURY STRIP		2/15/25	4.440	50,000.00	23,820.50	24,867.50	3/28/08
185623	302	DPTF	912833LQ2	US TREASURY STRIP		2/15/25	4.460	50,000.00	23,797.00	24,867.50	4/16/08
185887	302	DPTF	912833LQ2	US TREASURY STRIP		2/15/25	4.408	10,000.00	4,800.00	4,973.50	4/16/08
190601	302	DPTF	912833LQ2	US TREASURY STRIP		2/15/25	4.780	25,000.00	11,305.75	12,433.75	4/28/08
190832	302	DPTF	912833LQ2	US TREASURY STRIP		2/15/25	3.959	50,000.00	26,736.50	24,867.50	2/27/09
						2/15/25	4.090	50,000.00	26,256.50	24,867.50	3/20/09

PGM: INVS_MONTHEMID_INVENTORY
 SOURCE: VIRTUALIZED
 MODEL: INVENTORY
 BASIS: SETTLEMENT
 AS-OF: 4/30/09

KEVIN L. BOYCE
 TREASURER, STATE OF OHIO

INVESTMENT INVENTORY
 SETTLED POSITIONS AS OF: 4/30/09

INVT#	FUND	FUND C	CUSIP	DESCRIPTION	RATE	MATURITY	YIELD	PAR AMOUNT	BOOK VALUE	US\$ MARKET	1ST-PDR
190833	302	DEPT	9128331Y4	US TREASURY STRIP		2/15/26	4.000	50,000.00	25,593.50	23,972.00	3/20/09
190959	302	DEPT	9128331Y4	US TREASURY STRIP		2/15/26	3.937	100,000.00	51,783.00	47,944.00	3/30/09
191125	302	DEPT	9128331Y4	US TREASURY STRIP		2/15/26	3.805	5,000.00	2,650.00	2,397.20	4/13/09
191216	302	DEPT	9128331Y4	US TREASURY STRIP		2/15/26	4.056	50,000.00	25,434.50	23,972.00	4/16/09
191863	302	DEPT	9128331Y4	US TREASURY STRIP		2/15/26	4.018	50,000.00	25,615.00	23,972.00	4/24/09
181172	302	DEPT	9128331Z1	US TREASURY STRIP		5/15/26	5.165	50,000.00	19,017.50	23,711.00	5/31/07
181420	302	DEPT	9128331Z1	US TREASURY STRIP		5/15/26	5.390	50,000.00	18,312.00	23,711.00	6/26/07
181561	302	DEPT	9128331Z1	US TREASURY STRIP		5/15/26	5.265	50,000.00	18,763.50	23,711.00	7/06/07
181867	302	DEPT	9128331Z1	US TREASURY STRIP		5/15/26	5.118	100,000.00	38,682.00	47,422.00	7/30/07
186425	302	DEPT	9128331Z1	US TREASURY STRIP		5/15/26	4.770	50,000.00	21,435.50	23,711.00	5/27/08
186670	302	DEPT	9128331Z1	US TREASURY STRIP		5/15/26	4.885	25,000.00	10,521.50	11,855.50	6/09/08
187233	302	DEPT	9128331Z1	US TREASURY STRIP		5/15/26	4.686	10,000.00	4,375.40	4,742.20	7/11/08
186339	305	DEPT	9128331Z1	US TREASURY STRIP		5/15/26	4.846	7,538,000.00	3,186,689.50	3,574,670.36	5/22/08
178592	302	DEPT	912833PA2	US TREASURY STRIP		8/15/26	5.052	138,000.00	51,376.02	64,686.12	10/26/06
182226	302	DEPT	912833PA2	US TREASURY STRIP		8/15/26	5.100	100,000.00	38,478.00	46,874.00	8/28/07
182557	302	DEPT	912833PA2	US TREASURY STRIP		8/15/26	5.162	100,000.00	38,190.00	46,874.00	9/25/07
182762	302	DEPT	912833PA2	US TREASURY STRIP		8/15/26	4.963	100,000.00	39,670.00	46,874.00	10/05/07
188073	302	DEPT	912833PA2	US TREASURY STRIP		8/15/26	4.450	50,000.00	22,725.00	23,437.00	9/15/08
188168	305	DEPT	912833PA2	US TREASURY STRIP		8/15/26	4.285	576,000.00	269,706.24	269,994.24	9/22/08
183736	302	DEPT	912833PB0	US TREASURY STRIP		11/15/26	4.605	50,000.00	21,105.00	23,122.00	12/05/07
183943	302	DEPT	912833PB0	US TREASURY STRIP		11/15/26	4.553	100,000.00	42,689.00	46,244.00	12/19/07
184233	302	DEPT	912833PB0	US TREASURY STRIP		11/15/26	4.554	150,000.00	64,200.00	69,366.00	1/10/08
189220	302	DEPT	912833PB0	US TREASURY STRIP		11/15/26	4.540	100,000.00	44,605.00	46,244.00	11/21/08
189267	302	DEPT	912833PB0	US TREASURY STRIP		11/15/26	4.490	5,000.00	2,250.00	2,312.20	11/21/08
189965	302	DEPT	912833PB0	US TREASURY STRIP		11/15/26	3.610	250,000.00	132,050.00	115,610.00	1/12/09
190254	302	DEPT	912833PB0	US TREASURY STRIP		11/15/26	3.970	100,000.00	49,718.00	46,244.00	2/04/09
185625	302	DEPT	912803BK8	US TREASURY STRIP (P)		2/15/27	4.457	10,000.00	4,360.00	4,657.40	4/16/08
184844	302	DEPT	912833PB8	US TREASURY STRIP		2/15/27	4.900	10,000.00	3,992.97	4,586.60	2/28/08
185234	302	DEPT	912833PB8	US TREASURY STRIP		2/15/27	4.456	10,000.00	4,350.00	4,586.60	3/27/08
185277	302	DEPT	912833PB8	US TREASURY STRIP		2/15/27	4.460	50,000.00	21,736.50	22,933.00	3/28/08
185603	302	DEPT	912833PB8	US TREASURY STRIP		2/15/27	4.500	50,000.00	21,628.00	22,933.00	4/16/08
185889	302	DEPT	912833PB8	US TREASURY STRIP		2/15/27	3.926	50,000.00	24,864.00	11,466.50	4/28/08
190603	302	DEPT	912833PB8	US TREASURY STRIP		2/15/27	4.040	50,000.00	24,427.50	22,933.00	2/27/09
190836	302	DEPT	912833PB8	US TREASURY STRIP		2/15/27	4.007	100,000.00	49,194.00	45,866.00	3/30/09
190950	302	DEPT	912833PB8	US TREASURY STRIP		2/15/27	3.810	5,000.00	2,550.00	2,293.30	4/13/09
191126	302	DEPT	912833PB8	US TREASURY STRIP		2/15/27	4.061	50,000.00	24,411.50	22,933.00	4/16/09
191217	302	DEPT	912833PB8	US TREASURY STRIP		2/15/27	4.030	50,000.00	24,565.00	22,933.00	4/24/09
191864	302	DEPT	912833PB6	US TREASURY STRIP		5/15/27	4.790	50,000.00	20,372.50	22,634.00	5/27/08

PGM: INVE MONTBEND INVENTORY
 SOURCE: VIMU10ED
 MODEL: INVENTORY
 BASIS: SETTLEMENT
 AS-OF: 4/30/09

KEVIN L. BOYCE
 TREASURER, STATE OF OHIO

INVESTMENT INVENTORY
 SETTLED POSITIONS AS OF: 4/30/09

INVT#	FUND	FUND G	CUSIP	DESCRIPTION	RATE	MATURITY	YIELD	PAR AMOUNT	BOOK VALUE	US\$ MARKET	1ST PUR
185628	302	DPTF	912833XX3	US TREASURY STRIP	2/15/30	4.481	10,000.00	3,800.00	4,001.20	4/16/08	
185892	302	DPTF	912833XX3	US TREASURY STRIP	2/15/30	4.630	25,000.00	9,217.25	10,003.00	4/28/08	
191130	302	DPTF	912833XX3	US TREASURY STRIP	2/15/30	3.868	5,000.00	2,250.00	2,000.60	4/13/09	
186674	302	DPTF	912833XU9	US TREASURY STRIP	5/15/30	4.820	25,000.00	8,796.00	9,891.50	6/09/08	
187237	302	DPTF	912833XU9	US TREASURY STRIP	5/15/30	4.622	10,000.00	3,685.50	3,956.60	7/11/08	
186344	305	DPTF	912833XU9	US TREASURY STRIP	5/15/30	4.779	7,538,000.00	2,669,356.56	2,982,485.08	5/22/08	
178566	302	DPTF	912833XY1	US TREASURY STRIP	8/15/30	4.941	138,000.00	43,180.20	54,029.76	10/26/06	
188172	305	DPTF	912833XY1	US TREASURY STRIP	8/15/30	4.275	576,000.00	228,124.80	225,515.52	9/22/08	
189271	302	DPTF	912833XZ8	US TREASURY STRIP	11/15/30	4.389	5,000.00	1,925.00	1,937.15	11/21/08	
184848	302	DPTF	912803CK7	US TREASURY STRIP (P)	2/15/31	4.800	10,000.00	3,364.63	3,901.30	2/28/08	
185238	302	DPTF	912833XZ8	US TREASURY STRIP	2/15/31	4.392	10,000.00	3,700.00	3,833.90	3/27/08	
185629	302	DPTF	912833XZ8	US TREASURY STRIP	2/15/31	4.402	10,000.00	3,700.00	3,833.90	4/16/08	
185893	302	DPTF	912833XZ8	US TREASURY STRIP	2/15/31	4.420	10,000.00	3,700.00	3,833.90	4/16/08	
191131	302	DPTF	912833XZ8	US TREASURY STRIP	2/15/31	4.570	25,000.00	8,923.25	9,584.75	4/28/08	
186675	302	DPTF	9128337P9	US TREASURY STRIP	2/15/31	3.794	5,000.00	2,200.00	1,916.95	6/09/08	
187338	302	DPTF	9128337P9	US TREASURY STRIP	5/15/31	4.785	25,000.00	8,452.75	9,484.75	6/09/08	
186345	305	DPTF	9128337P9	US TREASURY STRIP	5/15/31	4.596	10,000.00	3,541.30	3,793.90	7/11/08	
178597	302	DPTF	9128334S6	US TREASURY STRIP	8/15/31	4.758	7,538,000.00	2,558,246.44	2,859,841.82	5/22/08	
188173	305	DPTF	9128334S6	US TREASURY STRIP	8/15/31	4.945	138,000.00	41,082.60	51,810.72	10/26/06	
189272	302	DPTF	9128337Q7	US TREASURY STRIP	11/15/31	4.254	576,000.00	219,709.44	216,253.44	9/22/08	
184849	302	DPTF	9128334T4	US TREASURY STRIP	2/15/32	4.450	5,000.00	1,818.25	1,857.70	11/21/08	
185239	302	DPTF	9128334T4	US TREASURY STRIP	2/15/32	4.300	10,000.00	3,607.60	3,676.80	2/28/08	
185630	302	DPTF	9128334T4	US TREASURY STRIP	2/15/32	4.419	10,000.00	3,520.00	3,676.80	3/27/08	
185894	302	DPTF	9128334T4	US TREASURY STRIP	2/15/32	4.393	10,000.00	3,550.00	3,676.80	4/16/08	
191132	302	DPTF	9128334T4	US TREASURY STRIP	2/15/32	4.550	25,000.00	8,568.75	9,192.00	4/28/08	
186676	302	DPTF	9128337K5	US TREASURY STRIP	2/15/32	3.729	5,000.00	2,150.00	1,838.40	4/13/09	
187339	302	DPTF	9128337K5	US TREASURY STRIP	5/15/32	4.770	25,000.00	8,090.75	9,111.00	6/09/08	
186346	305	DPTF	9128337K5	US TREASURY STRIP	5/15/32	4.577	10,000.00	3,399.00	3,644.40	7/11/08	
188174	305	DPTF	9128334U1	US TREASURY STRIP	8/15/32	4.777	7,538,000.00	2,429,874.30	2,747,148.72	5/22/08	
189274	302	DPTF	9128337S3	US TREASURY STRIP	11/15/32	4.239	576,000.00	211,392.00	208,085.76	9/22/08	
185240	302	DPTF	9128334V9	US TREASURY STRIP	2/15/33	4.300	5,000.00	1,802.35	1,788.70	11/21/08	
185631	302	DPTF	9128334V9	US TREASURY STRIP	2/15/33	4.388	10,000.00	3,395.00	3,542.70	3/27/08	
185895	302	DPTF	9128334V9	US TREASURY STRIP	2/15/33	4.362	10,000.00	3,425.00	3,542.70	4/16/08	
191133	302	DPTF	9128334V9	US TREASURY STRIP	2/15/33	4.550	25,000.00	8,192.00	8,856.75	4/28/08	
186677	302	DPTF	9128337T1	US TREASURY STRIP	2/15/33	3.672	5,000.00	2,100.00	1,771.35	4/13/09	
187240	302	DPTF	9128337T1	US TREASURY STRIP	5/15/33	4.780	25,000.00	7,699.50	8,786.00	6/09/08	
186347	305	DPTF	9128337T1	US TREASURY STRIP	5/15/33	4.565	10,000.00	3,258.10	3,514.40	7/11/08	
188175	305	DPTF	9128334W7	US TREASURY STRIP	8/15/33	4.751	7,538,000.00	2,332,634.10	2,649,154.72	5/22/08	
189275	302	DPTF	9128337U8	US TREASURY STRIP	11/15/33	4.239	576,000.00	202,705.92	200,845.44	9/22/08	
						4.300	5,000.00	1,727.25	1,729.25	11/21/08	

PGM: INVS MONTHEND_INVENTORY
 SOURCE: VLSALD0D
 MODEL: INVENTORY
 BASIS: SETTLEMENT
 AS-OF: 4/30/09

K E V I N L. B O Y C E
 T R E A S U R E R , S T A T E O F O H I O

I N V E S T M E N T I N V E N T O R Y
 SETTLED POSITIONS AS OF: 4/30/09

PAGE: 105

INVT#	FUND	FUND C	CUSIP	DESCRIPTION	RATE	MATURITY	YIELD	PAR AMOUNT	BOOK VALUE	US\$-MARKET	1ST-PUR
190838	400	STAR	173146S18	CITIGROUP FUNDING INC TLGP	.2800	5/01/09	.284	50,000,000.00	49,982,500.00	49,982,500.00	3/17/09
190839	400	STAR	173146S42	CITIGROUP FUNDING INC TLGP	.2800	5/04/09	.284	50,000,000.00	49,981,333.33	49,981,333.33	3/17/09
190840	400	STAR	173146S59	CITIGROUP FUNDING INC TLGP	.2800	5/05/09	.284	45,000,000.00	44,982,850.00	44,982,850.00	3/17/09
190147	400	STAR	36161GSS2	GENERAL ELECTRIC CAPITAL TLGP	.4700	5/26/09	.477	50,000,000.00	49,919,708.33	49,919,708.33	1/23/09
191048	400	STAR	06051HTS8	BANK OF AMERICA TLGP	.3000	6/25/09	.304	50,000,000.00	49,965,416.67	49,965,416.67	4/03/09
191275	400	STAR	06051HTS6	BANK OF AMERICA TLGP	.2900	6/26/09	.294	45,000,000.00	44,973,537.50	44,973,537.50	4/14/09
191049	400	STAR	06051HTW7	BANK OF AMERICA TLGP	.3000	6/30/09	.304	50,000,000.00	49,963,333.33	49,963,333.33	4/03/09
191952	400	STAR	36161COW7	GENERAL ELECTRIC CAPITAL TLGP	.2300	7/27/09	.233	50,000,000.00	49,970,930.56	49,970,930.56	4/27/09
192017	400	STAR	36161COW0	GENERAL ELECTRIC CAPITAL TLGP	.2300	7/30/09	.233	45,000,000.00	44,973,837.50	44,973,837.50	4/30/09
-----									434,713,447.22	434,713,447.22	
189291	400	STAR	313338M6	FPCB DISCOUNT NOTE	1.9500	10/07/09	2.000	50,000,000.00	49,127,916.67	49,945,000.00	11/19/08
-----									50,000,000.00	49,127,916.67	49,945,000.00
190205	400	STAR	313385FA9	PHIL DISCOUNT NOTE	.3700	5/01/09	.375	50,000,000.00	49,952,208.33	50,000,000.00	1/28/09
190506	400	STAR	313385FA9	PHIL DISCOUNT NOTE	.3500	5/01/09	.355	50,000,000.00	49,965,000.00	50,000,000.00	2/18/09
190538	400	STAR	313385FM3	PHIL DISCOUNT NOTE	.3400	5/12/09	.345	50,000,000.00	49,961,750.00	50,000,000.00	2/20/09
189031	400	STAR	313385FM1	PHIL DISCOUNT NOTE	1.5000	5/13/09	1.532	50,000,000.00	49,610,416.67	50,000,000.00	11/07/08
189162	400	STAR	313385FQ4	PHIL DISCOUNT NOTE	1.8000	5/15/09	1.841	50,000,000.00	49,552,500.00	50,000,000.00	11/17/08
190769	400	STAR	313385WQ4	PHIL DISCOUNT NOTE	.2650	5/15/09	.269	50,000,000.00	49,976,076.39	50,000,000.00	3/11/09
189222	400	STAR	313385FT8	PHIL DISCOUNT NOTE	1.7000	5/18/09	1.738	50,000,000.00	49,572,638.89	50,000,000.00	11/18/08
189223	400	STAR	313385FV5	PHIL DISCOUNT NOTE	1.7000	5/19/09	1.739	50,000,000.00	49,570,277.78	50,000,000.00	11/18/08
190576	400	STAR	313385FV3	PHIL DISCOUNT NOTE	.3600	5/19/09	.365	50,000,000.00	49,958,000.00	50,000,000.00	2/22/09
190650	400	STAR	313385FV3	PHIL DISCOUNT NOTE	.3300	5/20/09	.335	50,000,000.00	49,963,791.67	50,000,000.00	3/02/09
190778	400	STAR	313385FW1	PHIL DISCOUNT NOTE	.2500	5/20/09	.254	50,000,000.00	49,976,041.67	50,000,000.00	3/12/09
190508	400	STAR	313385FW1	PHIL DISCOUNT NOTE	.2100	5/21/09	.213	50,000,000.00	49,976,041.67	50,000,000.00	4/02/09
190724	400	STAR	313385FX9	PHIL DISCOUNT NOTE	.4000	5/22/09	.406	30,000,000.00	29,969,000.00	30,000,000.00	2/18/09
190911	400	STAR	313385FX9	PHIL DISCOUNT NOTE	.2800	5/22/09	.284	25,000,000.00	24,985,027.78	25,000,000.00	3/06/09
190660	400	STAR	313385GD2	PHIL DISCOUNT NOTE	.3300	5/28/09	.335	50,000,000.00	49,960,583.33	49,995,000.00	3/03/09
190912	400	STAR	313385GC4	PHIL DISCOUNT NOTE	.1800	5/27/09	.183	35,000,000.00	34,988,625.00	34,996,500.00	3/23/09
190924	400	STAR	313385GK0	PHIL DISCOUNT NOTE	.2000	5/29/09	.203	50,000,000.00	49,981,666.67	49,995,000.00	3/24/09
189534	400	STAR	313385GL9	PHIL DISCOUNT NOTE	.5000	6/02/09	.508	50,000,000.00	49,875,694.44	49,995,000.00	12/05/08
191081	400	STAR	313385GK6	PHIL DISCOUNT NOTE	.2200	6/03/09	.223	50,000,000.00	49,982,583.33	49,995,000.00	4/07/09
191143	400	STAR	313385GL4	PHIL DISCOUNT NOTE	.1400	6/04/09	.142	50,000,000.00	49,989,111.11	49,995,000.00	4/09/09
190963	400	STAR	313385GM2	PHIL DISCOUNT NOTE	.1500	6/05/09	.152	50,000,000.00	49,985,208.33	49,995,000.00	3/26/09
191071	400	STAR	313385GM2	PHIL DISCOUNT NOTE	.2400	6/05/09	.243	50,000,000.00	49,980,000.00	49,995,000.00	4/06/09

PG# : INVS MONTHEND_INVENTORY
 SOURCE: V1#VALORD
 MODEL: INVENTORY
 BASIS: SETTLEMENT
 AS-OF: 4/30/09

KEVIN L. BOYCE
 TREASURER, STATE OF OHIO

INVESTMENT INVENTORY
 SETTLED POSITIONS AS OF: 4/30/09

PAGE: 107

INVT#	FUND	FUND G	CUSIP	DESCRIPTION	RATE	NATURITY	YIELD	PAR AMOUNT	BOOK VALUE	US\$ MARKET	1ST PUR
189075	400	STAR	313397G85	PHLMC DISCOUNT NOTE	1.4500	5/29/09	1.481	50,000,000.00	49,601,250.00	49,995,000.00	11/12/08
190695	400	STAR	313397G88	PHLMC DISCOUNT NOTE	.3300	6/01/09	.335	50,000,000.00	49,959,208.33	49,995,000.00	3/04/09
190696	400	STAR	313397G88	PHLMC DISCOUNT NOTE	.3300	6/01/09	.335	50,000,000.00	49,959,208.33	49,995,000.00	3/04/09
191015	400	STAR	313397G19	PHLMC DISCOUNT NOTE	.2400	6/04/09	.243	50,000,000.00	49,978,666.67	49,995,000.00	4/01/09
190736	400	STAR	313397G08	PHLMC DISCOUNT NOTE	.3150	6/08/09	.320	50,000,000.00	49,960,187.50	49,995,000.00	3/09/09
190737	400	STAR	313397G08	PHLMC DISCOUNT NOTE	.3150	6/08/09	.320	50,000,000.00	49,960,187.50	49,995,000.00	3/09/09
190712	400	STAR	313397G33	PHLMC DISCOUNT NOTE	.3200	6/15/09	.325	50,000,000.00	49,954,666.67	49,995,000.00	3/05/09
190852	400	STAR	313397G33	PHLMC DISCOUNT NOTE	.3200	6/15/09	.325	50,000,000.00	49,967,861.11	49,995,000.00	3/18/09
190725	400	STAR	313397HA2	PHLMC DISCOUNT NOTE	.2600	6/18/09	.264	50,000,000.00	49,953,777.78	49,995,000.00	3/06/09
190726	400	STAR	313397HA2	PHLMC DISCOUNT NOTE	.3200	6/18/09	.325	50,000,000.00	49,953,777.78	49,995,000.00	3/06/09
190723	400	STAR	313397HF4	PHLMC DISCOUNT NOTE	.3200	6/18/09	.325	50,000,000.00	49,947,500.00	49,995,000.00	3/06/09
190757	400	STAR	313397HF1	PHLMC DISCOUNT NOTE	.3200	6/23/09	.325	50,000,000.00	49,953,333.33	49,995,000.00	3/10/09
190800	400	STAR	313397HF1	PHLMC DISCOUNT NOTE	.2500	6/23/09	.254	30,000,000.00	29,978,750.00	29,997,000.00	12/03/08
189482	400	STAR	313397HG9	PHLMC DISCOUNT NOTE	1.2100	6/24/09	1.234	25,000,000.00	24,829,423.61	24,997,500.00	3/13/09
190758	400	STAR	313397HG9	PHLMC DISCOUNT NOTE	.3200	6/24/09	.325	50,000,000.00	49,952,888.89	49,995,000.00	3/10/09
190759	400	STAR	313397HG9	PHLMC DISCOUNT NOTE	.3200	6/24/09	.325	50,000,000.00	49,952,888.89	49,995,000.00	3/10/09
190989	400	STAR	313397HM6	PHLMC DISCOUNT NOTE	.2000	6/29/09	.203	25,000,000.00	24,987,361.11	24,990,000.00	3/30/09
191003	400	STAR	313397HM6	PHLMC DISCOUNT NOTE	.2000	6/29/09	.203	50,000,000.00	49,974,722.22	49,990,000.00	3/31/09
191003	400	STAR	313397HM4	PHLMC DISCOUNT NOTE	.1900	6/29/09	.193	50,000,000.00	49,976,250.00	49,990,000.00	3/09/09
191070	400	STAR	313397HD8	PHLMC DISCOUNT NOTE	.2500	7/06/09	.254	23,509,000.00	23,494,143.62	23,501,947.30	4/06/09
191072	400	STAR	313397HD8	PHLMC DISCOUNT NOTE	.2400	7/06/09	.243	50,000,000.00	49,969,666.67	49,985,000.00	4/06/09
191073	400	STAR	313397HW4	PHLMC DISCOUNT NOTE	.2300	7/08/09	.233	50,000,000.00	49,970,291.67	49,985,000.00	4/06/09
190977	400	STAR	313397JH8	PHLMC DISCOUNT NOTE	.1800	7/13/09	.183	50,000,000.00	49,973,000.00	49,985,000.00	3/27/09
191087	400	STAR	313397JH8	PHLMC DISCOUNT NOTE	.1900	7/13/09	.193	35,000,000.00	34,982,081.94	34,985,000.00	4/13/09
191208	400	STAR	313397JH8	PHLMC DISCOUNT NOTE	.2100	7/13/09	.213	50,000,000.00	49,974,138.89	49,985,000.00	4/15/09
191541	400	STAR	313397JD4	PHLMC DISCOUNT NOTE	.1900	7/14/09	.193	50,000,000.00	49,975,277.78	49,985,000.00	4/07/09
191088	400	STAR	313397JC6	PHLMC DISCOUNT NOTE	.2000	7/13/09	.203	50,000,000.00	49,973,458.33	49,985,000.00	4/15/09
191089	400	STAR	313397JD4	PHLMC DISCOUNT NOTE	.1900	7/14/09	.193	50,000,000.00	49,973,458.33	49,985,000.00	4/13/09
191882	400	STAR	313397JL1	PHLMC DISCOUNT NOTE	.1500	7/20/09	.152	50,000,000.00	49,981,458.33	49,980,000.00	4/22/09
190632	400	STAR	313397JL1	PHLMC DISCOUNT NOTE	.1500	7/20/09	.152	50,000,000.00	49,981,458.33	49,980,000.00	4/22/09
190841	400	STAR	313397LL3	PHLMC DISCOUNT NOTE	.6050	9/01/09	.615	50,000,000.00	49,843,708.33	49,965,000.00	2/27/09
191016	400	STAR	313397M63	PHLMC DISCOUNT NOTE	.4500	9/28/09	.457	21,920,000.00	21,870,680.00	21,902,464.00	3/17/09
191823	400	STAR	313397ND9	PHLMC DISCOUNT NOTE	.3550	10/19/09	.361	50,000,000.00	49,910,263.89	49,935,000.00	4/20/09
191996	400	STAR	313397NL1	PHLMC DISCOUNT NOTE	.3000	10/26/09	.305	50,000,000.00	49,925,000.00	49,935,000.00	4/29/09
190358	400	STAR	313397SM2	PHLMC DISCOUNT NOTE	1.0000	2/01/10	1.021	25,000,000.00	24,752,083.33	24,912,500.00	2/09/09
190359	400	STAR	313397SM2	PHLMC DISCOUNT NOTE	1.0000	2/01/10	1.021	25,000,000.00	24,752,083.33	24,912,500.00	2/09/09

2,093,144,000.00 2,089,721,367.26 2,092,468,711.30

PGM: INVS MONTHEND INVENTORY
 SOURCE: VISAALORD
 MODEL: INVENTORY
 BASIS: SETTLEMENT
 AS-OF: 4/30/09

KEVIN L. BOYCE
 TREASURER, STATE OF OREGON
 INVESTMENT INVENTORY
 SETTLED POSITIONS AS OF: 4/30/09

INVT#	FUND	FUND C	CUSIP	DESCRIPTION	RATE	MATURITY	YIELD	PAR AMOUNT	BOOK-VALUE	US\$-MARKET	1ST-PBR
191997	400	STAR	313589JTL	FNMA DISCOUNT NOTE	.1400	7/29/09	.142	50,000,000.00	49,982,305.56	49,980,000.00	4/29/09
189001	400	STAR	313589JV6	FNMA DISCOUNT NOTE	1.9000	7/31/09	1.948	50,000,000.00	49,292,777.78	49,980,000.00	11/05/08
191969	400	STAR	313589KFP	FNMA DISCOUNT NOTE	.1100	8/10/09	.112	50,000,000.00	49,983,958.33	49,975,000.00	4/27/09
191822	400	STAR	313589KV4	FNMA DISCOUNT NOTE	.2300	8/24/09	.233	50,000,000.00	49,959,750.00	49,975,000.00	4/20/09
190876	400	STAR	313589LUS	FNMA DISCOUNT NOTE	.4300	9/16/09	.437	25,000,000.00	24,945,951.39	24,980,000.00	3/19/09
								1,593,767,000.00	1,590,959,371.15	1,593,471,319.90	
184488	400	STAR	38141W273	GOLDMAN SACHS FIN SQ GOVT #465	.3000		.300	370,645,724.10	370,645,724.10	370,645,724.10	1/28/08
184653	400	STAR	4812C0670	JP MORGAN US GOVT MKET #3164	.4100		.410	78,039,740.61	78,039,740.61	78,039,740.61	2/06/08
								448,685,464.71	448,685,464.71	448,685,464.71	
192023	400	STAR	RP0430096	FIFTH THIRD BANK, CINCI	.1000	5/01/09	.100	26,645,559.00	26,645,559.00	26,645,559.00	4/30/09
								26,645,559.00	26,645,559.00	26,645,559.00	
190545	400	STAR	912795L74	US TREASURY BILL	.2100	5/07/09	.213	50,000,000.00	49,977,833.33	50,000,000.00	2/20/09
								50,000,000.00	49,977,833.33	50,000,000.00	
								7,342,974,023.71	7,332,645,827.89	7,341,549,355.73	