



**JOSH MANDEL**  
STATE TREASURER OF OHIO

# Monthly Portfolio Review

March 2011



# JOSH MANDEL

## STATE TREASURER OF OHIO

## **Table of Contents**

### **I. Investment Philosophy**

### **II. Economic Outlook and Portfolio Strategy**

### **III. Summary of Portfolios**

- **Regular Account**
- **Buckeye Tobacco Funds**
- **Ohio Lottery DPTF Structured Account**
- **STAR Ohio**

### **VI. Transaction Activity**

### **V. Portfolio Holdings**



# JOSH MANDEL

## STATE TREASURER OF OHIO

## Investment Philosophy

### A. Investment Objectives

- *Preservation of Principle*
- *Maintenance of Liquidity*
- *Maximize Return*

### B. Standard of Prudence

**The standard of prudence to be applied to the investment of the State Portfolio shall be the industry standard "Prudent Investor Rule," which states:**

*"Investments shall be made with the judgment and care, under circumstances then prevailing which persons of prudence, discretion and intelligence exercise in the management of their own affairs, not for speculation, but for investment, considering the probable safety of their capital as well as the probable income to be derived."*



# JOSH MANDEL

## STATE TREASURER OF OHIO

## Economic Outlook

### Federal Reserve & Interest Rates

-The fed funds target rate (FFTR) remains flat at 0.00 – 0.25%. The Fed maintains that subdued inflation and elevated unemployment are likely to warrant exceptionally low levels for the federal funds rate for an extended period.

- The minutes from the March 15th FOMC meeting indicate that the Fed feels that the economy is on "firmer footing", although the planned \$600B of bond purchases still remains in effect through the original term of the second quarter of 2011.

### Inflation

#### *Producer Price Index (PPI)*

-Core PPI\* data for March came in at 0.3% compared to an expected 0.2% while overall PPI came in much lower than February (1.6%) at 0.7%, which was below market consensus of 1.0%.

#### *Consumer Price index (CPI)*

- Core CPI\* also came in lower than expected at 0.1% (consensus of 0.2%) and despite the continuous rise in energy prices, overall CPI was flat month-over-month and in line with expectations at 0.5%.

-The Fed continues to closely monitor core inflation but longer-term inflation expectations have remained stable and measures of underlying inflation remain subdued.

\* Core PPI /CPI Excludes Food and Energy



# JOSH MANDEL

## STATE TREASURER OF OHIO

## Economic Outlook (con't)

### Housing

- Across the country, housing starts were up 7.2% in March, compared to a decrease of 22.5% in February. This was below analyst estimates of a 8.6% increase.
- Mortgage applications, on average, were positive for March month while mortgage rates were flat. Building permits were up 11.2% in March, compared to a decrease of 8.2% in February.
- New home sales were up 11.1%, which was slightly below expectations of 12.0%, but significantly improved when compared to down 16.9% reported for February.
- Ohio home sales for March came in at 7,942 units in 2011 compared to 8,655 units in March 2010, representing an decrease of 8.2%. The month's average sale price was down 11.5% to \$113,361 from \$128,041 in March of 2010.

### Labor Market

- Unemployment in March fell to 8.8% from 8.9% in February. Employers added 216,000 jobs while economists were only expecting 190,000 new jobs. This was considered to be further evidence of the gradual economic recovery.
- Average hourly earnings were flat in March compared to analyst estimates of a 0.2% increase. According the Bureau of Labor Statistics, the number of unemployed persons at the end of March stood at 13.5 million.
- The Ohio unemployment rate for March was 8.9% compared to 9.2% in February.
- The number of unemployed workers in Ohio in March was 526,000, down from 542,000 in February. The number of unemployed has decreased by 93,000 in the past 12 months from 619,000. The March unemployment rate for Ohio was down from 10.5 percent in March 2010.



# JOSH MANDEL

## STATE TREASURER OF OHIO

## Portfolio Yields & Strategy

### Summary

- Data suggests that the economy continues to slowly improve as primarily seen in recent reports on the labor market.
- Housing remains depressed overall and commodity prices continue to rise to record levels.
- Although monetary policy appears to be helping the labor market, it is also producing symptoms of a weakening dollar and inflation that, while the Fed sees it as subdued, others are questioning the necessary longevity of this low rate environment.
- Overall market consensus still suggests that the Federal Reserve will maintain current interest rate levels for the near term.

### Yields

- Due to the current economic environment and continued unrest in Europe, Middle East, yields remain at historically low levels.
- The slow economic recovery continues to pressure the Fed to maintain low borrowing rates which continue to be reflected throughout the bond market.

### Strategy

- With the expectation that interest rates will remain low for an extended period, we continue to cautiously balance safety, liquidity, and yield by investing primarily in shorter term securities.
- We have employed strategies to ladder longer term investments in an effort to be well positioned for a rise in interest rates.



# JOSH MANDEL

## STATE TREASURER OF OHIO

### Summary of Portfolios

Portfolio	2/28/2011	3/31/2011	3/31/2010
<b>Regular Account - Market Value</b>	<b>\$6,316,504,489.16</b>	<b>\$6,077,571,679.56</b>	<b>\$5,013,726,716.22</b>
Sales, Motor Vehicle Fuel Tax revenues, and Personal Income Tax, were offset by payments for Debt Service, School Foundations, Higher Education, Medicaid and State Payroll.			
Total Monthly Inflows	\$4,871,822,947.81	\$5,087,169,138.99	\$4,326,989,693.85
Total Monthly Outflows	\$4,801,365,036.28	\$5,477,530,927.34	\$4,392,630,545.58
Realized Income - Month to date	\$754,231.89	\$765,608.56	\$1,864,824.58
Realized Income - Fiscal Year to date	\$12,799,798.18	\$13,565,406.74	\$49,571,686.23
Accruals	\$2,874,323.37	\$4,220,332.87	\$2,596,110.31
<b>Buckeye Tobacco (School Facilities) - Market Value</b>	<b>\$733,112,008.51</b>	<b>\$565,975,723.83</b>	<b>\$1,577,973,284.11</b>
<b>Buckeye Tobacco (Board of Regents) - Market Value</b>	<b>\$26,011,791.83</b>	<b>\$8,024,218.19</b>	<b>\$269,091,531.13</b>
Realized Income - Month to date	\$46,191.50	\$466,630.12	\$1,534,074.04
Realized Income - Fiscal Year to date	\$2,422,433.63	\$2,889,063.75	\$57,866,123.78
<b>Ohio Lottery DPTF - Market Value</b>	<b>\$719,356,165.81</b>	<b>\$715,386,833.43</b>	<b>\$730,117,502.73</b>
Securities were purchased to fund an annuity winner; the March liability payment was \$4,297,703.15			
<b>STAR Ohio - Market Value</b>	<b>\$4,571,287,375.42</b>	<b>\$4,438,447,430.95</b>	<b>\$4,963,525,557.33</b>
Shareholder purchases exceeded redemptions during the month.			



# JOSH MANDEL

## STATE TREASURER OF OHIO

### Regular Account Asset Allocation

ASSET TYPE	PAR AMOUNT	BOOK VALUE	MKT VALUE	% BOOK	WT YLD	WT DTM
AGENCY CALLABLE	\$ 589,000,000.00	\$ 588,371,600.00	\$ 587,266,870.00	9.66	1.67	1317.27
AGENCY COUPON	\$ 30,000,000.00	\$ 29,994,000.00	\$ 29,985,250.00	0.49	0.72	628.17
BID OHIO	\$ 59,500,000.00	\$ 59,500,000.00	\$ 59,500,000.00	0.98	0.52	68.82
COMMERCIAL PAPER	\$ 950,000,000.00	\$ 949,898,958.36	\$ 949,898,958.36	15.60	0.17	7.42
DISCOUNT NOTES	\$ 3,189,850,000.00	\$ 3,188,691,489.70	\$ 3,189,489,054.92	52.37	0.13	51.70
FFCB ADJ RATE BOND	\$ 45,000,000.00	\$ 45,000,000.00	\$ 45,000,000.00	0.74	0.06	43.00
ISRAEL BONDS	\$ 25,000,000.00	\$ 25,000,000.00	\$ 25,000,000.00	0.41	2.32	1032.02
LINKED DEPOSIT-AG	\$ 5,130,500.00	\$ 5,130,500.00	\$ 5,130,500.00	0.08	0.02	7.00
LINKED DEPOSIT-SM BUS	\$ 233,088,651.64	\$ 233,088,651.64	\$ 233,088,651.64	3.83	0.15	396.70
MONEY MARKET FUND	\$ 166,033,599.97	\$ 166,033,599.97	\$ 166,033,599.97	2.73	0.10	1.00
MONEY MARKET NOW - SWEEP ACCT	\$ 87,713,950.54	\$ 87,713,950.54	\$ 87,713,950.54	1.44	0.10	1.00
SPRJ-AGLINK FIXED LINE OF CREDIT	\$ 51,642,377.00	\$ 51,642,377.00	\$ 51,642,377.00	0.85	0.06	7.00
SPRJ-ECO-LINK	\$ 7,212,270.05	\$ 7,212,270.05	\$ 7,212,270.05	0.12	0.15	527.34
SPRJ-RENEW OHIO	\$ 805,000.00	\$ 805,000.00	\$ 805,000.00	0.01	0.15	678.01
SPRJ-SAVENOW	\$ 10,560,000.00	\$ 10,560,000.00	\$ 10,560,000.00	0.17	0.10	101.23
STAR OHIO - CASH ACCT	\$ 319,944,797.08	\$ 319,944,797.08	\$ 319,944,797.08	5.25	0.10	1.00
TREASURIES	\$ 320,000,000.00	\$ 320,113,085.95	\$ 309,300,400.00	5.26	1.29	1684.41
	\$ 6,090,481,146.28	\$ 6,088,700,280.29	\$ 6,077,571,679.56	100.00	0.36	268.68

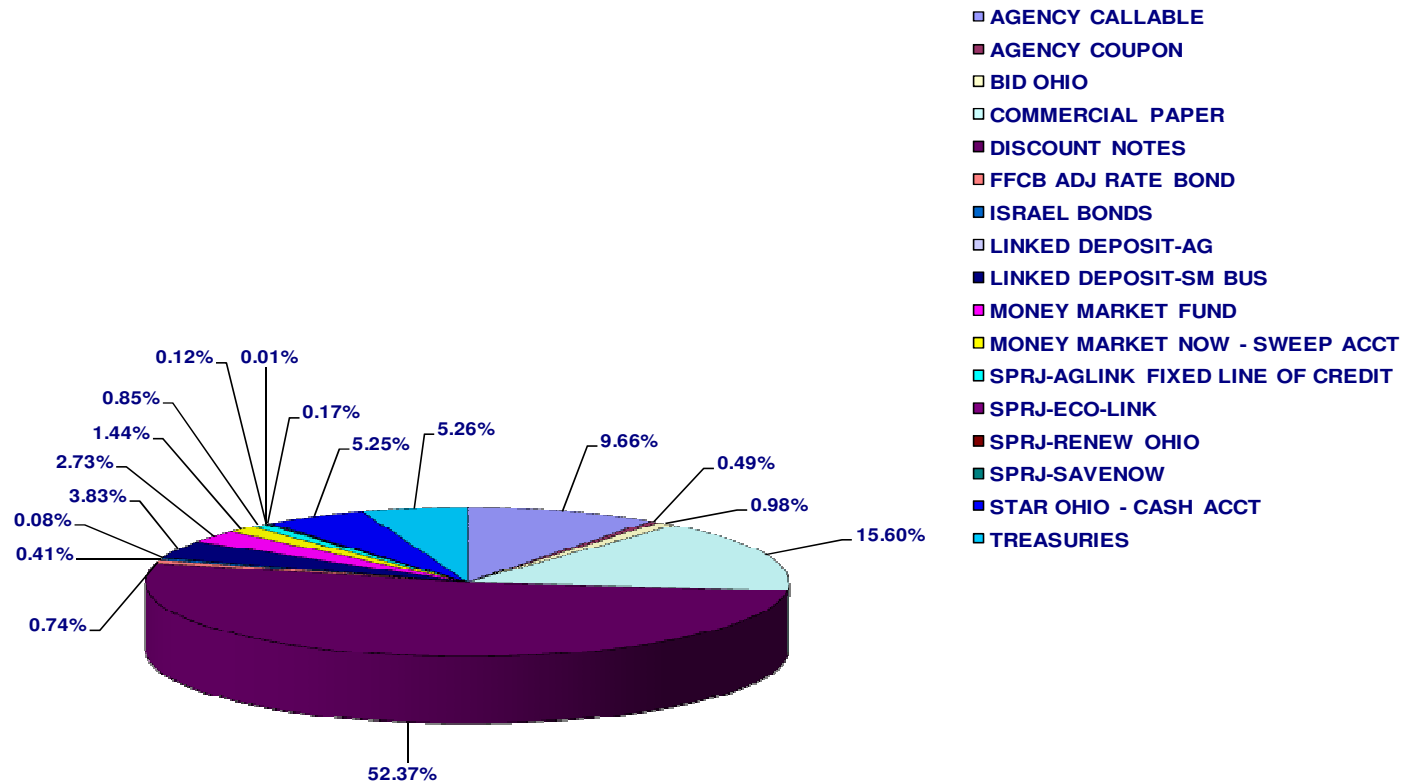




# JOSH MANDEL

## STATE TREASURER OF OHIO

### Regular Account Asset Allocation





# JOSH MANDEL

## STATE TREASURER OF OHIO

### Buckeye Tobacco Fund (SFC) Asset Allocation

ASSET TYPE	PAR AMOUNT	BOOK VALUE	MKT VALUE	% BOOK	WT YLD	WT DTM
AGENCY COUPON	\$ 165,000,000.00	\$ 165,000,000.00	\$ 165,227,700.00	29.17	0.70	85.00
COMMERCIAL PAPER	\$ 157,809,000.00	\$ 157,798,947.05	\$ 157,798,947.05	27.89	0.18	5.02
DISCOUNT NOTES	\$ 58,744,000.00	\$ 58,733,294.74	\$ 58,738,600.96	10.38	0.10	58.04
MONEY MARKET FUND	\$ 19,351,119.93	\$ 19,351,119.93	\$ 19,351,119.93	3.42	0.02	1.00
STAR OHIO - CASH ACCT	\$ 164,859,355.89	\$ 164,859,355.89	\$ 164,859,355.89	29.14	0.10	1.00
	\$ 565,763,475.82	\$ 565,742,717.61	\$ 565,975,723.83	100.00	0.30	32.54

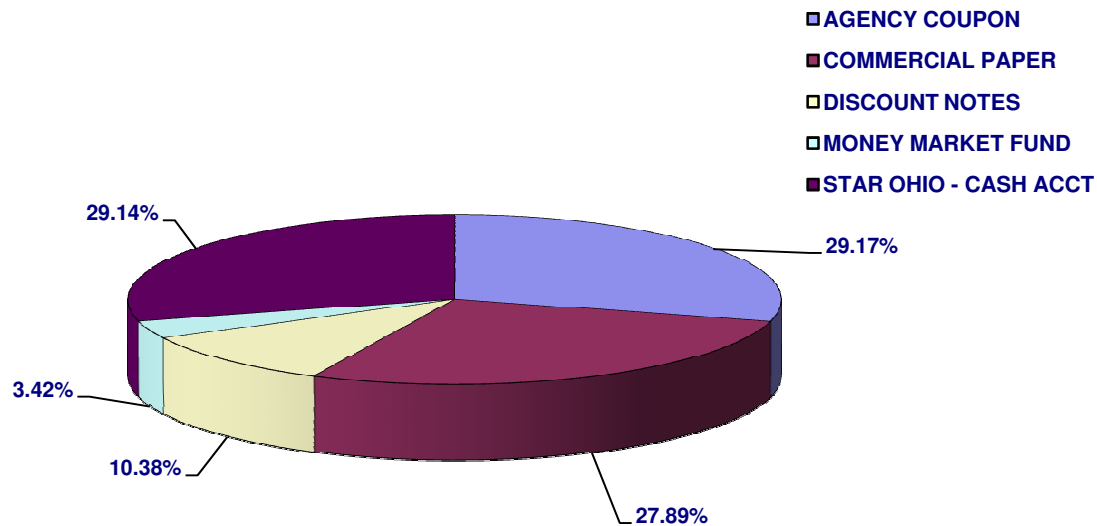


# JOSH MANDEL

STATE TREASURER OF OHIO

## Buckeye Tobacco Fund (SFC) Asset Allocation

### BTSFA - School Facilities Commission





# JOSH MANDEL

STATE TREASURER OF OHIO

## Buckeye Tobacco Fund (BOR) Asset Allocation

ASSET TYPE	PAR AMOUNT	BOOK VALUE	MKT VALUE	% BOOK	WT YLD	WT DTM
STAR OHIO - CASH ACCT	\$ 8,024,218.19	\$ 8,024,218.19	\$ 8,024,218.19	100.00	0.11	1.00
	\$ 8,024,218.19	\$ 8,024,218.19	\$ 8,024,218.19	100.00	0.11	1.00

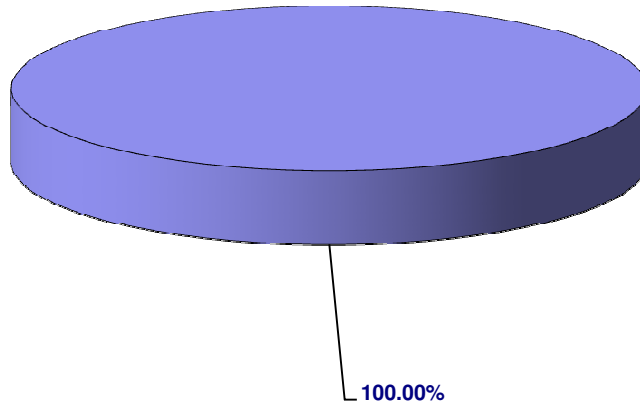


**JOSH MANDEL**  
STATE TREASURER OF OHIO

## Buckeye Tobacco Fund (BOR) Asset Allocation

**BTSFA - Board of Regents**

■ STAR OHIO - CASH ACCT





# JOSH MANDEL

STATE TREASURER OF OHIO

## Ohio Lottery DPTF Asset Allocation

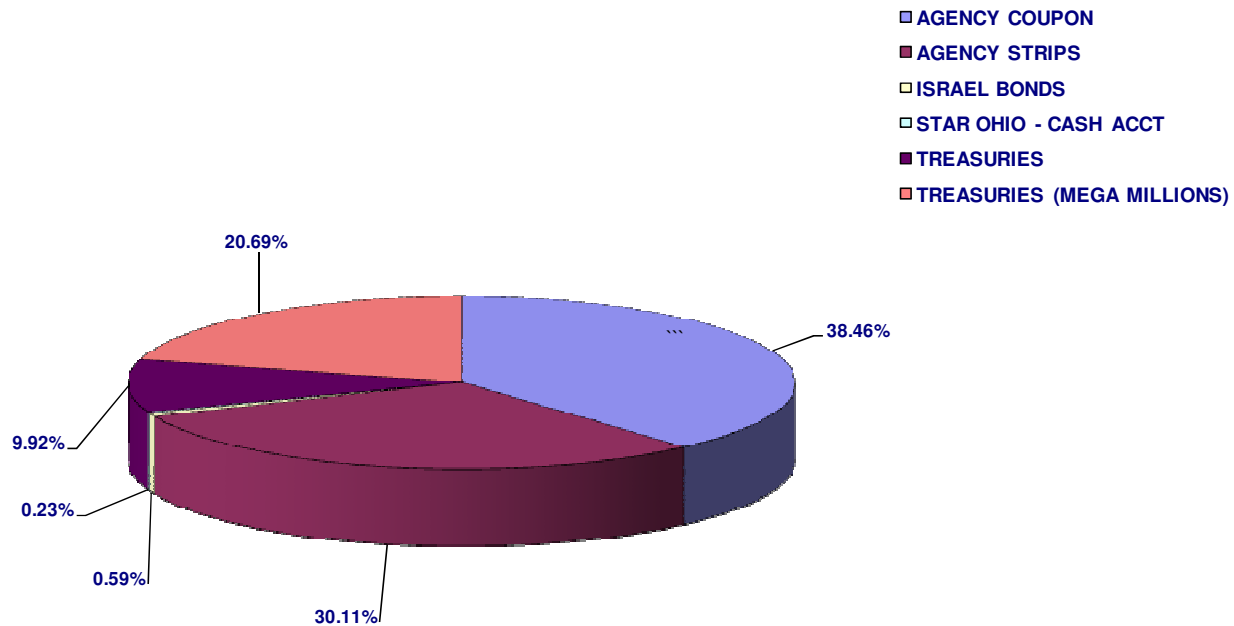
ASSET TYPE	PAR AMOUNT	BOOK VALUE	MKT VALUE	% BOOK	WT YLD	WT DTM
AGENCY COUPON	\$ 200,400,000.00	\$ 196,272,684.90	\$ 215,812,519.25	38.46	5.06	1278.34
AGENCY STRIPS	\$ 398,293,000.00	\$ 153,650,138.90	\$ 314,243,211.16	30.11	5.79	2415.53
ISRAEL BONDS	\$ 3,000,000.00	\$ 3,000,000.00	\$ 3,000,000.00	0.59	2.91	397.00
STAR OHIO - CASH ACCT	\$ 1,180,376.24	\$ 1,180,376.24	\$ 1,180,376.24	0.23	0.10	1.00
TREASURIES	\$ 80,042,000.00	\$ 50,609,572.10	\$ 57,079,222.00	9.92	3.60	3544.39
TREASURIES (MEGA MILLIONS)	\$ 186,622,000.00	\$ 105,602,402.58	\$ 124,071,504.78	20.69	4.04	4069.66
	\$ 869,537,376.24	\$ 510,315,174.72	\$ 715,386,833.43	100.00	4.90	2602.13



# JOSH MANDEL

## STATE TREASURER OF OHIO

### Ohio Lottery DPTF Asset Allocation





# JOSH MANDEL

## STATE TREASURER OF OHIO

### STAR Ohio Asset Allocation

ASSET TYPE	PAR AMOUNT	BOOK VALUE	MKT VALUE	% BOOK	WT YLD	WT DTM
AGENCY CALLABLE	\$ 175,000,000.00	\$ 174,997,500.00	\$ 175,003,750.00	3.94	0.36	226.00
AGENCY COUPON	\$ 400,000,000.00	\$ 399,954,689.25	\$ 399,983,000.00	9.01	0.25	177.38
COMMERCIAL PAPER	\$ 910,000,000.00	\$ 909,883,327.22	\$ 909,883,327.22	20.51	0.18	13.32
DISCOUNT NOTES	\$ 2,819,507,000.00	\$ 2,818,109,525.32	\$ 2,819,181,418.19	63.51	0.15	53.07
MONEY MARKET FUND	\$ 134,395,935.54	\$ 134,395,935.54	\$ 134,395,935.54	3.03	0.05	1.00
	\$ 4,438,902,935.54	\$ 4,437,340,977.33	\$ 4,438,447,430.95	100.00	0.17	61.36

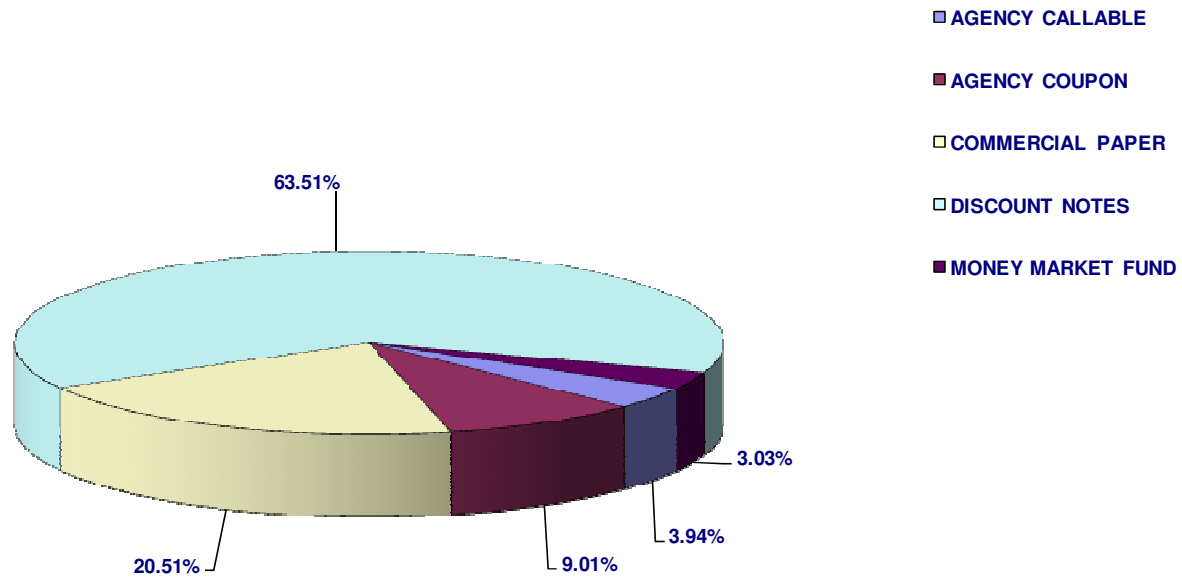




# JOSH MANDEL

STATE TREASURER OF OHIO

## STAR Ohio Asset Allocation



PGM: INVS\_MONTHEND\_TRANSACTIONS  
 SOURCE: VisualQED  
 MODEL: TRANSACTION  
 BASIS: SETTLEMENT  
 BEGIN: 3/1/2011  
 END: 3/31/2011

JOSH MANDEL  
 TREASURER, STATE OF OHIO

INVESTMENT TRANSACTION REPORT

TRANSACTIONS FOR 3/1/11 TO 3/31/11

INVST#	TXN	FUND	SETTLE	CUSIP	DESCRIPTION	RATE	MATURITY	PUR YIELD	PAR AMOUNT	PRIN/PROC	P/S INTEREST	SETTLE AMT
203940	PUR	300 REG	3/1/2011	22532CQF4	CREDIT AGRICOLE NORTH AMERICA	0.210	3/15/2011	0.213	\$ 50,000,000.00	\$		\$ 49,995,916.67
203934	PUR	300 REG	3/1/2011	313384CN7	FHLB DISCOUNT NOTE	0.060	3/2/2011	0.061	\$ 50,000,000.00	\$		\$ 49,999,916.67
203935	PUR	300 REG	3/1/2011	313384CN7	FHLB DISCOUNT NOTE	0.060	3/2/2011	0.061	\$ 50,000,000.00	\$		\$ 49,999,916.67
203937	PUR	300 REG	3/1/2011	313384CN7	FHLB DISCOUNT NOTE	0.060	3/2/2011	0.060	\$ 25,000,000.00	\$		\$ 24,999,958.33
203938	PUR	300 REG	3/1/2011	83365SQ22	SOCIETE GENERALE NORTH AMERICA	0.160	3/2/2011	0.162	\$ 50,000,000.00	\$		\$ 49,999,777.78
203928	PUR	303 SPRJ	3/1/2011	LD1104503	U.S. BANK, N.A.	0.150	3/1/2013	0.150	\$ 400,000.00	\$		\$ 400,000.00
203929	PUR	303 SPRJ	3/1/2011	LD1104511	ANDOVER BANK	0.150	3/1/2013	0.150	\$ 126,374.67	\$		\$ 126,374.67
203930	PUR	303 SPRJ	3/1/2011	LD1104529	FARMERS & MERCHANTS STATE BANK	0.150	3/1/2013	0.150	\$ 74,215.50	\$		\$ 74,215.50
203931	PUR	303 SPRJ	3/1/2011	LD1104537	U.S. BANK, N.A.	0.150	3/1/2013	0.150	\$ 175,000.00	\$		\$ 175,000.00
193190	CNTR	300 REG	3/1/2011	NOWSW3006	NOW ACCOUNT - SWEEP ACT - 300			0.100	\$ 10,809,214.23	\$		\$ 10,809,214.23
203966	PUR	300 REG	3/2/2011	0027A1QG7	ABBEY NATIONAL NA, LLC	0.210	3/16/2011	0.213	\$ 50,000,000.00	\$		\$ 49,995,916.67
203961	PUR	300 REG	3/2/2011	06737JQ32	BARCLAYS US FUNDING LLC	0.150	3/3/2011	0.152	\$ 50,000,000.00	\$		\$ 49,999,791.67
203963	PUR	300 REG	3/2/2011	06737JQ32	BARCLAYS US FUNDING LLC	0.150	3/3/2011	0.152	\$ 50,000,000.00	\$		\$ 49,999,791.67
203958	PUR	300 REG	3/2/2011	313312CP3	FFCB DISCOUNT NOTE	0.060	3/3/2011	0.061	\$ 50,000,000.00	\$		\$ 49,999,916.67
203942	PUR	301 REG	3/2/2011	313371CF1	FHLB DEBENTURE	0.750	4/25/2013	0.901	\$ 25,000,000.00	\$	66,145.83	\$ 24,986,145.83
203946	PUR	301 REG	3/2/2011	313371MG8	FHLB DEBENTURE	0.950	2/24/2014	1.363	\$ 25,000,000.00	\$	5,277.78	\$ 24,705,277.78
203959	PUR	300 REG	3/2/2011	313384CX5	FHLB DISCOUNT NOTE	0.080	3/11/2011	0.080	\$ 50,000,000.00	\$		\$ 49,999,000.00
203960	PUR	300 REG	3/2/2011	313384EY1	FHLB DISCOUNT NOTE	0.130	4/29/2011	0.132	\$ 39,688,685.68	\$		\$ 39,688,685.68
203945	PUR	301 REG	3/2/2011	3134G1WA8	FHLMC DEBENTURE	1.130	10/25/2013	1.240	\$ 25,000,000.00	\$	99,218.75	\$ 25,024,218.75
203962	PUR	300 REG	3/2/2011	313588HZ1	FNMA DISCOUNT NOTE	0.150	7/11/2011	0.152	\$ 25,380,000.00	\$		\$ 25,366,146.75
203964	PUR	300 REG	3/2/2011	313588KF1	FNMA DISCOUNT NOTE	0.170	8/10/2011	0.172	\$ 24,782,000.00	\$		\$ 24,763,158.80
203941	PUR	301 REG	3/2/2011	31398A6J6	FNMA DEBENTURE	0.550	12/27/2012	0.688	\$ 25,000,000.00	\$	24,826.39	\$ 24,962,326.39
203965	PUR	300 REG	3/2/2011	83365SQB2	SOCIETE GENERALE NORTH AMERICA	0.180	3/11/2011	0.177	\$ 50,000,000.00	\$		\$ 49,997,812.50
203952	PUR	303 SPRJ	3/2/2011	LD1104545	FIRST CITIZENS NATIONAL BANK	0.150	3/1/2013	0.150	\$ 13,491.05	\$		\$ 13,491.05
203948	PUR	303 SPRJ	3/2/2011	LD11B0350	NATIONWIDE BANK	0.500	9/7/2011	0.500	\$ 5,000,000.00	\$		\$ 5,000,000.00
193190	CNTR	300 REG	3/2/2011	NOWSW3006	NOW ACCOUNT - SWEEP ACT - 300			0.100	\$ 30,602,313.82	\$		\$ 30,602,313.82
203989	PUR	300 REG	3/3/2011	0556N1Q48	BNP PARIBAS FINANCE, INC	0.150	3/4/2011	0.152	\$ 50,000,000.00	\$		\$ 49,999,791.67
203987	PUR	300 REG	3/3/2011	06737JQ40	BARCLAYS US FUNDING LLC	0.120	3/4/2011	0.122	\$ 50,000,000.00	\$		\$ 49,999,833.33
203988	PUR	300 REG	3/3/2011	06737JQ40	BARCLAYS US FUNDING LLC	0.150	3/4/2011	0.152	\$ 50,000,000.00	\$		\$ 49,999,791.67
203986	PUR	300 REG	3/3/2011	313384DS5	FHLB DISCOUNT NOTE	0.130	3/30/2011	0.132	\$ 30,002,000.00	\$		\$ 29,999,074.80
203985	PUR	300 REG	3/3/2011	313588EV3	FNMA DISCOUNT NOTE	0.130	4/26/2011	0.132	\$ 29,205,000.00	\$		\$ 29,199,305.02
203983	PUR	304 REG	3/3/2011	4042F1Q44	HSBC FINANCE CORP	0.080	3/4/2011	0.080	\$ 25,000,000.00	\$		\$ 24,999,944.44
203984	PUR	304 REG	3/3/2011	4042F1Q85	HSBC FINANCE CORP	0.080	3/8/2011	0.080	\$ 25,000,000.00	\$		\$ 24,999,722.22
203991	PUR	300 REG	3/3/2011	83365SQ48	SOCIETE GENERALE NORTH AMERICA	0.150	3/4/2011	0.152	\$ 50,000,000.00	\$		\$ 49,999,791.67
203976	PUR	303 SPRJ	3/3/2011	LD1104552	STATE BANK & TRUST COMPANY	0.150	3/1/2013	0.150	\$ 337,323.00	\$		\$ 337,323.00
203977	PUR	303 SPRJ	3/3/2011	LD1104560	HUNTINGTON NATIONAL BANK, NA	0.150	3/1/2013	0.150	\$ 176,000.00	\$		\$ 176,000.00
203978	PUR	303 SPRJ	3/3/2011	LD1104578	FIRST FEDERAL BANK OF THE MIDWEST	0.150	3/1/2013	0.150	\$ 400,000.00	\$		\$ 400,000.00
203979	PUR	303 SPRJ	3/3/2011	LD1104586	FIRST FEDERAL BANK OF THE MIDWEST	0.150	3/1/2013	0.150	\$ 60,000.00	\$		\$ 60,000.00
203980	PUR	303 SPRJ	3/3/2011	LD1104594	AMERICAN SAVINGS BANK, FSB	0.150	3/1/2013	0.150	\$ 19,700.00	\$		\$ 19,700.00
203981	PUR	303 SPRJ	3/3/2011	LD1104602	FARMERS NATIONAL BANK, CANFIELD	0.150	3/1/2013	0.150	\$ 332,868.00	\$		\$ 332,868.00
203982	PUR	303 SPRJ	3/3/2011	LD1104610	FARMERS NATIONAL BANK, CANFIELD	0.150	3/1/2013	0.150	\$ 94,954.56	\$		\$ 94,954.56
204015	PUR	295 TOB	3/4/2011	0556N1QJ5	BNP PARIBAS FINANCE, INC	0.200	3/18/2011	0.203	\$ 25,000,000.00	\$		\$ 24,998,055.56
204020	PUR	300 REG	3/4/2011	0556N1QJ5	BNP PARIBAS FINANCE, INC	0.200	3/18/2011	0.203	\$ 50,000,000.00	\$		\$ 49,996,111.11
204026	PUR	300 REG	3/4/2011	06416KQ78	BANK OF NOVA SCOTIA	0.130	3/7/2011	0.132	\$ 50,000,000.00	\$		\$ 49,999,458.33
204028	PUR	300 REG	3/4/2011	313384CT4	FHLB DISCOUNT NOTE	0.050	3/7/2011	0.050	\$ 34,153,857.69	\$		\$ 34,153,857.69
204018	PUR	300 REG	3/4/2011	313396JP9	FHLMC DISCOUNT NOTE	0.160	7/25/2011	0.162	\$ 18,001,000.00	\$		\$ 17,989,559.36
203997	PUR	301 REG	3/4/2011	3134G12L7	FHLMC MEDIUM TERM NOTE	0.850	2/8/2013	0.850	\$ 25,000,000.00	\$	15,347.22	\$ 25,015,347.22
203993	PUR	301 REG	3/4/2011	3134G1P65	FHLMC DEBENTURE	0.750	12/28/2012	0.753	\$ 25,000,000.00	\$	42,187.50	\$ 25,040,937.50
204024	PUR	300 REG	3/4/2011	74977LQ75	RABOBANK USA FINANCIAL CORP	0.130	3/7/2011	0.132	\$ 50,000,000.00	\$		\$ 49,999,458.33
204025	PUR	300 REG	3/4/2011	74977LQ75	RABOBANK USA FINANCIAL CORP	0.130	3/7/2011	0.132	\$ 50,000,000.00	\$		\$ 49,999,458.33
204023	PUR	300 REG	3/4/2011	83365SQJ5	SOCIETE GENERALE NORTH AMERICA	0.180	3/18/2011	0.183	\$ 50,000,000.00	\$		\$ 49,996,500.00
204007	PUR	303 SPRJ	3/4/2011	EC1100741	KEYBANK, NA	0.150	3/4/2013	0.150	\$ 91,410.00	\$		\$ 91,410.00
204008	PUR	303 SPRJ	3/4/2011	EC1100758	KEYBANK, NA	0.150	3/4/2013	0.150	\$ 25,225.00	\$		\$ 25,225.00
204009	PUR	303 SPRJ	3/4/2011	EC1100766	KEYBANK, NA	0.150	3/4/2013	0.150	\$ 100,000.00	\$		\$ 100,000.00
204010	PUR	303 SPRJ	3/4/2011	EC1100774	KEYBANK, NA	0.150	3/4/2013	0.150	\$ 32,500.00	\$		\$ 32,500.00
204002	PUR	303 SPRJ	3/4/2011	LD1104628	FARMERS & MERCHANTS STATE BANK	0.150	3/4/2013	0.150	\$ 37,780.36	\$		\$ 37,780.36
204003	PUR	303 SPRJ	3/4/2011	LD1104636	FARMERS & MERCHANTS STATE BANK	0.150	3/4/2013	0.150	\$ 149,135.18	\$		\$ 149,135.18
204004	PUR	303 SPRJ	3/4/2011	LD1104644	MINSTER BANK	0.150	3/4/2013	0.150	\$ 50,000.00	\$		\$ 50,000.00
204005	PUR	303 SPRJ	3/4/2011	LD1104651	HOCKING VALLEY BANK	0.150	3/4/2013	0.150	\$ 118,526.84	\$		\$ 118,526.84
204006	PUR	303 SPRJ	3/4/2011	LD1104669	FIRST FEDERAL BANK OF THE MIDWEST	0.150	3/4/2013	0.150	\$ 200,000.00	\$		\$ 200,000.00









PGM: INVS\_MONTHEND\_TRANSACTIONS  
 SOURCE: VisualQED  
 MODEL: TRANSACTION  
 BASIS: SETTLEMENT  
 BEGIN: 3/1/2011  
 END: 3/31/2011

**JOSH MANDEL**  
**TREASURER, STATE OF OHIO**  
 INVESTMENT TRANSACTION REPORT  
 TRANSACTIONS FOR 3/1/11 TO 3/31/11

INVST#	TXN	FUND	SETTLE	CUSIP	DESCRIPTION	RATE	MATURITY	PUR YIELD	PAR AMOUNT	PRIN/PROC	P/S INTEREST	SETTLE AMT
204395	PUR	303 SPRJ	3/31/2011	LD1105104	CORTLAND SAVINGS & BANKING CO	0.150	3/29/2013	0.150	\$ 234,407.85	\$ 234,407.85		\$ 234,407.85
193190	CNTR	300 REG	3/31/2011	NOWSW3006	NOW ACCOUNT - SWEEP ACT - 300			0.100	\$ 33,362,205.34			\$ 33,362,205.34
									\$ 8,213,711,018.73	\$ 8,212,349,967.25	\$ 447,917.04	\$ 8,212,797,884.29
188877	WTHD	296 TOB	3/1/2011	4812C0670	JP MORGAN US GOVT MMKT #3164				\$ 1,015,039.99	\$ 1,015,039.99		\$ 1,015,039.99
195196	CALL	303 SPRJ	3/1/2011	LD1003390	LIBERTY NATIONAL BANK	0.150	3/1/2012		\$ 4,148.98	\$ 4,148.98		\$ 4,148.98
183669	WTHD	296 TOB	3/1/2011	STAR29618	STAR OHIO 71106				\$ 1,026.47	\$ 1,026.47		\$ 1,026.47
193403	CALL	303 SPRJ	3/2/2011	LD1001006	SUTTON BANK	0.150	9/2/2011		\$ 3,612.13	\$ 3,612.13		\$ 3,612.13
193404	CALL	303 SPRJ	3/2/2011	LD1001014	FIRST CITIZENS NATIONAL BANK	0.150	9/2/2011		\$ 4,727.79	\$ 4,727.79		\$ 4,727.79
193406	CALL	303 SPRJ	3/2/2011	LD1001022	VINTON COUNTY NATIONAL BANK	0.150	9/2/2011		\$ 2,644.21	\$ 2,644.21		\$ 2,644.21
193413	CALL	303 SPRJ	3/2/2011	LD1001030	CITIZENS SAVINGS BANK, MARTINS F	0.150	9/2/2011		\$ 801.96	\$ 801.96		\$ 801.96
193414	CALL	303 SPRJ	3/2/2011	LD1001048	HUNTINGTON NATIONAL BANK, NA	0.150	9/2/2011		\$ 13,022.13	\$ 13,022.13		\$ 13,022.13
193418	CALL	303 SPRJ	3/2/2011	LD1001055	FIRST NATIONAL BANK, PANDORA	0.150	9/2/2011		\$ 8,950.28	\$ 8,950.28		\$ 8,950.28
193428	CALL	303 SPRJ	3/2/2011	LD1001063	COMMUNITY FIRST BANK	0.150	9/2/2011		\$ 4,395.12	\$ 4,395.12		\$ 4,395.12
193429	CALL	303 SPRJ	3/2/2011	LD1001071	Second NB, div Park DNU	0.150	9/2/2011		\$ 1,317.61	\$ 1,317.61		\$ 1,317.61
195224	CALL	303 SPRJ	3/2/2011	LD1003408	HUNTINGTON NATIONAL BANK, NA	0.150	3/2/2012		\$ 31,302.11	\$ 31,302.11		\$ 31,302.11
195225	CALL	303 SPRJ	3/2/2011	LD1003416	U.S. BANK, N.A.	0.150	3/2/2012		\$ 43,572.37	\$ 43,572.37		\$ 43,572.37
195226	CALL	303 SPRJ	3/2/2011	LD1003424	U.S. BANK, N.A.	0.150	3/2/2012		\$ 4,651.35	\$ 4,651.35		\$ 4,651.35
195227	CALL	303 SPRJ	3/2/2011	LD1003432	AMERICAN SAVINGS BANK, FSB	0.150	3/2/2012		\$ 7,378.80	\$ 7,378.80		\$ 7,378.80
195278	CALL	303 SPRJ	3/2/2011	LD1003440	FIRST FINANCIAL BANK, NA	0.150	3/2/2012		\$ 28,824.12	\$ 28,824.12		\$ 28,824.12
174457	WTHD	304 REG	3/2/2011	STAR30418	STAR OHIO 63942				\$ 49,677,968.75	\$ 49,677,968.75		\$ 49,677,968.75
203777	SALE	303 SPRJ	3/3/2011	LD1104230	LIBERTY NATIONAL BANK	0.150	2/15/2013		\$ 80,000.00	\$ 80,000.00	\$ 4.33	\$ 80,004.33
193190	WTHD	300 REG	3/3/2011	NOWSW3006	NOW ACCOUNT - SWEEP ACT - 300				\$ 6,828,590.49	\$ 6,828,590.49		\$ 6,828,590.49
188876	WTHD	295 TOB	3/4/2011	4812C0670	JP MORGAN US GOVT MMKT #3164				\$ 1,978,836.00	\$ 1,978,836.00		\$ 1,978,836.00
193190	WTHD	300 REG	3/4/2011	NOWSW3006	NOW ACCOUNT - SWEEP ACT - 300				\$ 33,467,176.34	\$ 33,467,176.34		\$ 33,467,176.34
174457	WTHD	304 REG	3/4/2011	STAR30418	STAR OHIO 63942				\$ 25,056,285.00	\$ 25,056,285.00		\$ 25,056,285.00
195305	CALL	303 SPRJ	3/5/2011	LD1003457	HUNTINGTON NATIONAL BANK, NA	0.150	3/5/2012		\$ 32,883.81	\$ 32,883.81		\$ 32,883.81
195306	CALL	303 SPRJ	3/5/2011	LD1003465	CROGHAN COLONIAL BANK	0.150	3/5/2012		\$ 2,390.24	\$ 2,390.24		\$ 2,390.24
200231	CALL	303 SPRJ	3/7/2011	LD1101228	SIGNATURE BANK, N.A.	0.150	9/7/2012		\$ 16,057.35	\$ 16,057.35		\$ 16,057.35
200232	CALL	303 SPRJ	3/7/2011	LD1101236	SIGNATURE BANK, N.A.	0.150	9/7/2012		\$ 17,507.40	\$ 17,507.40		\$ 17,507.40
200233	CALL	303 SPRJ	3/7/2011	LD1101244	PEOPLES SAVINGS BANK, NEW METAMO	0.150	9/7/2012		\$ 11,467.71	\$ 11,467.71		\$ 11,467.71
200259	CALL	303 SPRJ	3/7/2011	LD1101251	AMERICAN SAVINGS BANK, FSB	0.150	9/7/2012		\$ 16,657.88	\$ 16,657.88		\$ 16,657.88
200280	CALL	303 SPRJ	3/7/2011	LD1101277	FARMERS NATIONAL BANK, CANFIELD	0.150	9/7/2012		\$ 11,004.32	\$ 11,004.32		\$ 11,004.32
200282	CALL	303 SPRJ	3/7/2011	LD1101285	FARMERS NATIONAL BANK, CANFIELD	0.150	9/7/2012		\$ 6,948.87	\$ 6,948.87		\$ 6,948.87
200302	CALL	303 SPRJ	3/7/2011	LD1101301	FIRST FEDERAL BANK OF THE MIDWEST	0.150	9/7/2012		\$ 7,434.42	\$ 7,434.42		\$ 7,434.42
200303	CALL	303 SPRJ	3/7/2011	LD1101319	FORT JENNINGS STATE BANK	0.150	9/7/2012		\$ 24,298.92	\$ 24,298.92		\$ 24,298.92
203981	SALE	303 SPRJ	3/7/2011	LD1104602	FARMERS NATIONAL BANK, CANFIELD	0.150	3/1/2013		\$ 2,684.32	\$ 2,684.32		\$ 2,684.32
193190	WTHD	300 REG	3/7/2011	NOWSW3006	NOW ACCOUNT - SWEEP ACT - 300				\$ 14,914,300.75	\$ 14,914,300.75		\$ 14,914,300.75
192706	SALE	303 SPRJ	3/8/2011	LD0912013	CORTLAND SAVINGS & BANKING CO	0.150	6/17/2011		\$ 168,756.41	\$ 168,756.41	\$ 56.96	\$ 168,813.37
193444	CALL	303 SPRJ	3/9/2011	LD1001089	U.S. BANK, N.A.	0.150	9/9/2011		\$ 2,402.92	\$ 2,402.92		\$ 2,402.92
193445	CALL	303 SPRJ	3/9/2011	LD1001097	OLD FORT BANKING COMPANY	0.150	9/9/2011		\$ 7,626.72	\$ 7,626.72		\$ 7,626.72
193446	CALL	303 SPRJ	3/9/2011	LD1001105	U.S. BANK, N.A.	0.150	9/9/2011		\$ 10,677.26	\$ 10,677.26		\$ 10,677.26
193448	CALL	303 SPRJ	3/9/2011	LD1001121	FIRST FEDERAL BANK OF THE MIDWEST	0.150	9/9/2011		\$ 2,131.56	\$ 2,131.56		\$ 2,131.56
193449	CALL	303 SPRJ	3/9/2011	LD1001139	U.S. BANK, N.A.	0.150	9/9/2011		\$ 17,610.32	\$ 17,610.32		\$ 17,610.32
193454	CALL	303 SPRJ	3/9/2011	LD1001147	FIRST FEDERAL BANK OF THE MIDWEST	0.150	9/9/2011		\$ 18,844.16	\$ 18,844.16		\$ 18,844.16
193467	CALL	303 SPRJ	3/9/2011	LD1001154	COMMUNITY BANK, CROOKSVILLE	0.150	9/9/2011		\$ 400,000.00	\$ 400,000.00		\$ 400,000.00
193470	CALL	303 SPRJ	3/9/2011	LD1001170	METAMORA STATE BANK	0.150	9/9/2011		\$ 6,720.79	\$ 6,720.79		\$ 6,720.79
195424	CALL	303 SPRJ	3/9/2011	LD1003481	CF BANK	0.150	3/9/2012		\$ 1,288.72	\$ 1,288.72		\$ 1,288.72
193190	WTHD	300 REG	3/9/2011	NOWSW3006	NOW ACCOUNT - SWEEP ACT - 300				\$ 25,055,028.47	\$ 25,055,028.47		\$ 25,055,028.47
194983	WTHD	304 REG	3/10/2011	MMKT00177	KEY/TOS INVESTMENT MATURITIES				\$ 20,012,260.65	\$ 20,012,260.65		\$ 20,012,260.65
182202	WTHD	301 REG	3/10/2011	STAR30129	STAR OHIO 70933				\$ 20,000,000.00	\$ 20,000,000.00		\$ 20,000,000.00
193190	WTHD	300 REG	3/11/2011	NOWSW3006	NOW ACCOUNT - SWEEP ACT - 300				\$ 32,507,496.05	\$ 32,507,496.05		\$ 32,507,496.05
195448	CALL	303 SPRJ	3/12/2011	LD1003507	SIGNATURE BANK, N.A.	0.150	3/12/2012		\$ 25,100.26	\$ 25,100.26		\$ 25,100.26
195449	CALL	303 SPRJ	3/12/2011	LD1003515	CITIZENS NATIONAL OF BLUFFTON	0.150	3/12/2012		\$ 6,545.83	\$ 6,545.83		\$ 6,545.83
200376	CALL	303 SPRJ	3/13/2011	LD1101335	HUNTINGTON NATIONAL BANK, NA	0.150	9/13/2012		\$ 117,437.28	\$ 117,437.28		\$ 117,437.28
200380	CALL	303 SPRJ	3/13/2011	LD1101343	FORT JENNINGS STATE BANK	0.150	9/13/2012		\$ 13,781.76	\$ 13,781.76		\$ 13,781.76
203487	SALE	304 REG	3/14/2011	912828PQ7	US TREASURY NOTE	1.000	1/15/2014		\$ 10,000,000.00	\$ 10,000,000.00	\$ 16,022.10	\$ 10,016,022.10
193487	CALL	303 SPRJ	3/14/2011	LD1001188	PARK VIEW FED SAVING *	0.150	9/14/2011		\$ 10,536.05	\$ 10,536.05		\$ 10,536.05
199348	CALL	303 SPRJ	3/14/2011	LD1100774	U.S. BANK, N.A.	0.150	3/14/2012		\$ 3,557.74	\$ 3,557.74		\$ 3,557.74

PGM: INVS\_MONTHEND\_TRANSACTIONS  
 SOURCE: VisualQED  
 MODEL: TRANSACTION  
 BASIS: SETTLEMENT  
 BEGIN: 3/1/2011  
 END: 3/31/2011

**JOSH MANDEL**  
**TREASURER, STATE OF OHIO**  
 INVESTMENT TRANSACTION REPORT  
 TRANSACTIONS FOR 3/1/11 TO 3/31/11

INVST#	TXN	FUND	SETTLE	CUSIP	DESCRIPTION	RATE	MATURITY	PUR YIELD	PAR AMOUNT	PRIN/PROC	P/S INTEREST	SETTLE AMT
200428	CALL	303 SPRJ	3/14/2011	LD1101350	KINGSTON NATIONAL BANK	0.150	9/14/2012		\$ 11,709.51	\$ 11,709.51		\$ 11,709.51
200431	CALL	303 SPRJ	3/14/2011	LD1101376	GENOA BANKING COMPANY	0.150	9/14/2012		\$ 14,695.21	\$ 14,695.21		\$ 14,695.21
200463	CALL	303 SPRJ	3/14/2011	LD1101384	DELAWARE COUNTY BANK & TRUST CO*	0.150	9/14/2012		\$ 15,000.00	\$ 15,000.00		\$ 15,000.00
200464	CALL	303 SPRJ	3/14/2011	LD1101392	FARMERS SAVINGS BANK, SPENCER	0.150	9/14/2012		\$ 2,691.80	\$ 2,691.80		\$ 2,691.80
195472	CALL	303 SPRJ	3/15/2011	LD1003531	PARK NATIONAL BANK	0.150	3/15/2012		\$ 2,170.26	\$ 2,170.26		\$ 2,170.26
193507	CALL	303 SPRJ	3/16/2011	LD1001196	NORTH VALLEY BANK	0.150	9/16/2011		\$ 7,568.88	\$ 7,568.88		\$ 7,568.88
193523	CALL	303 SPRJ	3/16/2011	LD1001204	U.S. BANK, N.A.	0.150	9/16/2011		\$ 11,863.67	\$ 11,863.67		\$ 11,863.67
193525	CALL	303 SPRJ	3/16/2011	LD1001220	U.S. BANK, N.A.	0.150	9/16/2011		\$ 3,490.42	\$ 3,490.42		\$ 3,490.42
193526	CALL	303 SPRJ	3/16/2011	LD1001238	LIBERTY SAVINGS BANK *	0.150	9/16/2011		\$ 3,927.33	\$ 3,927.33		\$ 3,927.33
193533	CALL	303 SPRJ	3/16/2011	LD1001246	FIRST NATIONAL BANK, DENNISON	0.150	9/16/2011		\$ 8,991.24	\$ 8,991.24		\$ 8,991.24
195498	CALL	303 SPRJ	3/16/2011	LD1003556	FIRST CITIZENS NATIONAL BANK	0.150	3/16/2012		\$ 1,508.71	\$ 1,508.71		\$ 1,508.71
195547	CALL	303 SPRJ	3/16/2011	LD1003572	NATIONAL BANK OF OAK HARBOR	0.150	3/16/2012		\$ 11,332.82	\$ 11,332.82		\$ 11,332.82
195560	CALL	303 SPRJ	3/16/2011	LD1003580	PNC BANK, NA	0.150	3/16/2012		\$ 210,352.12	\$ 210,352.12		\$ 210,352.12
194983	WTHD	304 REG	3/16/2011	MMKT00177	KEY/TOS INVESTMENT MATURITIES				\$ 15,993,933.33	\$ 15,993,933.33		\$ 15,993,933.33
193190	WTHD	300 REG	3/16/2011	NOWSW3006	NOW ACCOUNT - SWEEP ACT - 300				\$ 19,453,182.18	\$ 19,453,182.18		\$ 19,453,182.18
203946	SALE	301 REG	3/17/2011	313371MG8	FHLB DEBENTURE	0.950	2/24/2014		\$ 25,000,000.00	\$ 24,750,000.00	\$ 15,173.61	\$ 24,765,173.61
194066	SALE	303 SPRJ	3/17/2011	LD1001931	NATIONAL BANK OF OAK HARBOR	0.150	11/9/2011		\$ 119,118.30	\$ 119,118.30	\$ 63.53	\$ 119,181.83
200509	CALL	303 SPRJ	3/17/2011	LD1101418	HUNTINGTON NATIONAL BANK, NA	0.150	9/17/2012		\$ 20,931.82	\$ 20,931.82		\$ 20,931.82
200510	CALL	303 SPRJ	3/17/2011	LD1101426	HUNTINGTON NATIONAL BANK, NA	0.150	9/17/2012		\$ 5,790.22	\$ 5,790.22		\$ 5,790.22
200514	CALL	303 SPRJ	3/17/2011	LD1101459	HENRY COUNTY BANK	0.150	9/17/2012		\$ 28,835.11	\$ 28,835.11		\$ 28,835.11
200515	CALL	303 SPRJ	3/17/2011	LD1101467	HUNTINGTON NATIONAL BANK, NA	0.150	9/17/2012		\$ 37,060.30	\$ 37,060.30		\$ 37,060.30
193190	WTHD	300 REG	3/17/2011	NOWSW3006	NOW ACCOUNT - SWEEP ACT - 300				\$ 10,237,162.06	\$ 10,237,162.06		\$ 10,237,162.06
170509	WTHD	300 REG	3/18/2011	4812C0670	JP MORGAN US GOVT MMKT #3164				\$ 10,306,000.00	\$ 10,306,000.00		\$ 10,306,000.00
195586	CALL	303 SPRJ	3/19/2011	LD1003598	UNION BANK COMPANY, COLS GROVE	0.150	3/19/2012		\$ 6,185.39	\$ 6,185.39		\$ 6,185.39
200566	CALL	303 SPRJ	3/20/2011	LD1101475	PARK NATIONAL BANK	0.150	9/20/2012		\$ 13,267.34	\$ 13,267.34		\$ 13,267.34
200567	CALL	303 SPRJ	3/20/2011	LD1101483	FARMERS & MERCHANTS STATE BANK	0.150	9/20/2012		\$ 8,485.82	\$ 8,485.82		\$ 8,485.82
170509	WTHD	300 REG	3/21/2011	4812C0670	JP MORGAN US GOVT MMKT #3164				\$ 35,752,000.00	\$ 35,752,000.00		\$ 35,752,000.00
193535	CALL	303 SPRJ	3/21/2011	LD1001253	Richland Trust Co, div Park DNU	0.150	9/21/2011		\$ 21,940.63	\$ 21,940.63		\$ 21,940.63
193536	CALL	303 SPRJ	3/21/2011	LD1001261	Second NB, div Park DNU	0.150	9/21/2011		\$ 100,694.95	\$ 100,694.95		\$ 100,694.95
200595	CALL	303 SPRJ	3/21/2011	LD1101491	HUNTINGTON NATIONAL BANK, NA	0.150	9/21/2012		\$ 151,450.81	\$ 151,450.81		\$ 151,450.81
200599	CALL	303 SPRJ	3/21/2011	LD1101517	U.S. BANK, N.A.	0.150	9/21/2012		\$ 18,084.55	\$ 18,084.55		\$ 18,084.55
200653	CALL	303 SPRJ	3/21/2011	LD1101525	FIRST CITIZENS NATIONAL BANK	0.150	9/21/2012		\$ 911.49	\$ 911.49		\$ 911.49
200690	CALL	303 SPRJ	3/21/2011	LD1101533	RIVERHILLS BANK	0.150	9/21/2012		\$ 6,803.82	\$ 6,803.82		\$ 6,803.82
194983	WTHD	304 REG	3/21/2011	MMKT00177	KEY/TOS INVESTMENT MATURITIES				\$ 9,999,523.05	\$ 9,999,523.05		\$ 9,999,523.05
193190	WTHD	300 REG	3/21/2011	NOWSW3006	NOW ACCOUNT - SWEEP ACT - 300				\$ 20,663,733.08	\$ 20,663,733.08		\$ 20,663,733.08
170509	WTHD	300 REG	3/22/2011	4812C0670	JP MORGAN US GOVT MMKT #3164				\$ 25,000,000.00	\$ 25,000,000.00		\$ 25,000,000.00
195598	CALL	303 SPRJ	3/22/2011	LD1003606	HUNTINGTON NATIONAL BANK, NA	0.150	3/22/2012		\$ 29,165.00	\$ 29,165.00		\$ 29,165.00
195600	CALL	303 SPRJ	3/22/2011	LD1003622	HUNTINGTON NATIONAL BANK, NA	0.150	3/22/2012		\$ 8,333.35	\$ 8,333.35		\$ 8,333.35
174457	WTHD	304 REG	3/22/2011	STAR30418	STAR OHIO 63942				\$ 15,000,000.00	\$ 15,000,000.00		\$ 15,000,000.00
204256	SALE	304 REG	3/23/2011	912828QJ2	US TREASURY NOTE	2.130	2/29/2016		\$ 5,000,000.00	\$ 5,018,750.00	\$ 6,640.63	\$ 5,025,390.63
193566	CALL	303 SPRJ	3/23/2011	LD1001279	CROGHAN COLONIAL BANK	0.150	9/23/2011		\$ 2,669.36	\$ 2,669.36		\$ 2,669.36
193567	CALL	303 SPRJ	3/23/2011	LD1001287	WESBANCO BANK, INC	0.150	9/23/2011		\$ 1,872.09	\$ 1,872.09		\$ 1,872.09
193569	CALL	303 SPRJ	3/23/2011	LD1001295	CITIZENS SAVINGS BANK, MARTINS F	0.150	9/23/2011		\$ 3,565.85	\$ 3,565.85		\$ 3,565.85
193595	CALL	303 SPRJ	3/23/2011	LD1001303	LORAIN NATIONAL BANK	0.150	9/23/2011		\$ 7,826.27	\$ 7,826.27		\$ 7,826.27
194154	SALE	303 SPRJ	3/23/2011	LD1002061	OLD FORT BANKING COMPANY	0.150	11/17/2011		\$ 40,427.42	\$ 40,427.42	\$ 21.22	\$ 40,448.64
195621	CALL	303 SPRJ	3/23/2011	LD1003630	PARK NATIONAL BANK	0.150	3/23/2012		\$ 28,571.40	\$ 28,571.40		\$ 28,571.40
195646	CALL	303 SPRJ	3/23/2011	LD1003648	CITIZENS SAVINGS BANK, MARTINS F	0.150	3/23/2012		\$ 13,265.19	\$ 13,265.19		\$ 13,265.19
195649	CALL	303 SPRJ	3/23/2011	LD1003655	OLD FORT BANKING COMPANY	0.150	3/23/2012		\$ 26,402.19	\$ 26,402.19		\$ 26,402.19
195677	CALL	303 SPRJ	3/23/2011	LD1003663	SIGNATURE BANK, N.A.	0.150	3/23/2012		\$ 7,536.21	\$ 7,536.21		\$ 7,536.21
195695	CALL	303 SPRJ	3/23/2011	LD1003671	HEARTLAND BANK	0.150	3/23/2012		\$ 20,678.58	\$ 20,678.58		\$ 20,678.58
194983	WTHD	304 REG	3/23/2011	MMKT00177	KEY/TOS INVESTMENT MATURITIES				\$ 86,000,000.00	\$ 86,000,000.00		\$ 86,000,000.00
193190	WTHD	300 REG	3/23/2011	NOWSW3006	NOW ACCOUNT - SWEEP ACT - 300				\$ 7,610,163.47	\$ 7,610,163.47		\$ 7,610,163.47
174457	WTHD	304 REG	3/23/2011	STAR30418	STAR OHIO 63942				\$ 10,000,000.00	\$ 10,000,000.00		\$ 10,000,000.00
200744	CALL	303 SPRJ	3/24/2011	LD1101541	HUNTINGTON NATIONAL BANK, NA	0.150	9/24/2012		\$ 16,207.47	\$ 16,207.47		\$ 16,207.47
200746	CALL	303 SPRJ	3/24/2011	LD1101558	Century NB, div Park DNU	0.150	9/24/2012		\$ 76,397.26	\$ 76,397.26		\$ 76,397.26
200747	CALL	303 SPRJ	3/24/2011	LD1101566	HENRY COUNTY BANK	0.150	9/24/2012		\$ 10,701.51	\$ 10,701.51		\$ 10,701.51
200750	CALL	303 SPRJ	3/24/2011	LD1101574	CITIZENS NATIONAL OF BLUFFTON	0.150	9/24/2012		\$ 3,767.95	\$ 3,767.95		\$ 3,767.95
200751	CALL	303 SPRJ	3/24/2011	LD1101582	CITIZENS NATIONAL OF BLUFFTON	0.150	9/24/2012		\$ 9,091.63	\$ 9,091.63		\$ 9,091.63
200752	CALL	303 SPRJ	3/24/2011	LD1101590	WESTFIELD BANK, FSB	0.150	9/24/2012		\$ 18,542.27	\$ 18,542.27		\$ 18,542.27
194983	WTHD	304 REG	3/24/2011	MMKT00177	KEY/TOS INVESTMENT MATURITIES				\$ 24,959,500.00	\$ 24,959,500.00		\$ 24,959,500.00



PGM: INVS\_MONTHEND\_TRANSACTIONS  
SOURCE: VisualQED  
MODEL: TRANSACTION  
BASIS: SETTLEMENT  
BEGIN: 3/1/2011  
END: 3/31/2011

**JOSH MANDEL**  
**TREASURER, STATE OF OHIO**  
INVESTMENT TRANSACTION REPORT  
TRANSACTIONS FOR 3/1/11 TO 3/31/11

INVST#	TXN	FUND	SETTLE	CUSIP	DESCRIPTION	RATE	MATURITY	PUR	YIELD	PAR AMOUNT	PRIN/PROC	P/S INTEREST	SETTLE AMT
193190	WTHD	300 REG	3/25/2011	NOWSW3006	NOW ACCOUNT - SWEEP ACT - 300					\$ 23,965,660.16	\$ 23,965,660.16		\$ 23,965,660.16
174457	WTHD	304 REG	3/25/2011	STAR30418	STAR OHIO 63942					\$ 10,029,670.51	\$ 10,029,670.51		\$ 10,029,670.51
195700	CALL	303 SPRJ	3/26/2011	LD1003689	Second NB, div Park DNU	0.150	3/26/2012			\$ 5,483.21	\$ 5,483.21		\$ 5,483.21
195702	CALL	303 SPRJ	3/26/2011	LD1003697	CITIZENS NATIONAL OF BLUFFTON	0.150	3/26/2012			\$ 37,273.32	\$ 37,273.32		\$ 37,273.32
195705	CALL	303 SPRJ	3/26/2011	LD1003705	NORTH VALLEY BANK	0.150	3/26/2012			\$ 25,813.69	\$ 25,813.69		\$ 25,813.69
200783	CALL	303 SPRJ	3/27/2011	LD1101608	CROGHAN COLONIAL BANK	0.150	9/27/2012			\$ 17,967.31	\$ 17,967.31		\$ 17,967.31
200784	CALL	303 SPRJ	3/27/2011	LD1101616	HUNTINGTON NATIONAL BANK, NA	0.150	9/27/2012			\$ 3,026.25	\$ 3,026.25		\$ 3,026.25
193611	CALL	303 SPRJ	3/28/2011	LD1001329	OLD FORT BANKING COMPANY	0.150	9/28/2011			\$ 11,061.50	\$ 11,061.50		\$ 11,061.50
193616	CALL	303 SPRJ	3/28/2011	LD1001337	ARLINGTON BANK	0.150	9/28/2011			\$ 5,198.94	\$ 5,198.94		\$ 5,198.94
200830	CALL	303 SPRJ	3/28/2011	LD1101624	PEOPLES BANK, N.A. MARIETTA	0.150	9/28/2012			\$ 4,303.34	\$ 4,303.34		\$ 4,303.34
200865	CALL	303 SPRJ	3/28/2011	LD1101665	PNC BANK, NA	0.150	9/28/2012			\$ 8,546.53	\$ 8,546.53		\$ 8,546.53
194983	WTHD	304 REG	3/28/2011	MMKT00177	KEY/TOS INVESTMENT MATURITIES					\$ 20,111,000.00	\$ 20,111,000.00		\$ 20,111,000.00
195730	CALL	303 SPRJ	3/29/2011	LD1003713	FARMERS NATIONAL BANK, CANFIELD	0.150	3/29/2012			\$ 2,946.94	\$ 2,946.94		\$ 2,946.94
195732	CALL	303 SPRJ	3/29/2011	LD1003721	FARMERS NATIONAL BANK, CANFIELD	0.150	3/29/2012			\$ 6,915.60	\$ 6,915.60		\$ 6,915.60
193190	WTHD	300 REG	3/29/2011	NOWSW3006	NOW ACCOUNT - SWEEP ACT - 300					\$ 42,246,431.52	\$ 42,246,431.52		\$ 42,246,431.52
195750	CALL	303 SPRJ	3/30/2011	LD1003739	U.S. BANK, N.A.	0.150	3/30/2012			\$ 14,236.27	\$ 14,236.27		\$ 14,236.27
195752	CALL	303 SPRJ	3/30/2011	LD1003747	U.S. BANK, N.A.	0.150	3/30/2012			\$ 37,958.69	\$ 37,958.69		\$ 37,958.69
195753	CALL	303 SPRJ	3/30/2011	LD1003754	LIBERTY NATIONAL BANK	0.150	3/30/2012			\$ 1,968.14	\$ 1,968.14		\$ 1,968.14
195755	CALL	303 SPRJ	3/30/2011	LD1003762	Second NB, div Park DNU	0.150	3/30/2012			\$ 17,015.78	\$ 17,015.78		\$ 17,015.78
195782	CALL	303 SPRJ	3/30/2011	LD1003770	SIGNATURE BANK, N.A.	0.150	3/30/2012			\$ 6,490.92	\$ 6,490.92		\$ 6,490.92
195783	CALL	303 SPRJ	3/30/2011	LD1003788	CITIZENS NATIONAL OF BLUFFTON	0.150	3/30/2012			\$ 4,875.94	\$ 4,875.94		\$ 4,875.94
195784	CALL	303 SPRJ	3/30/2011	LD1003796	FIRST FINANCIAL BANK, NA	0.150	3/30/2012			\$ 45,518.51	\$ 45,518.51		\$ 45,518.51
195794	CALL	303 SPRJ	3/30/2011	LD1003804	HOME SAVINGS BANK, KENT	0.150	3/30/2012			\$ 14,227.67	\$ 14,227.67		\$ 14,227.67
194983	WTHD	304 REG	3/30/2011	MMKT00177	KEY/TOS INVESTMENT MATURITIES					\$ 30,026,159.72	\$ 30,026,159.72		\$ 30,026,159.72
193190	WTHD	300 REG	3/30/2011	NOWSW3006	NOW ACCOUNT - SWEEP ACT - 300					\$ 42,207,633.95	\$ 42,207,633.95		\$ 42,207,633.95
193629	CALL	303 SPRJ	3/31/2011	LD1001352	U.S. BANK, N.A.	0.150	9/30/2011			\$ 8,081.11	\$ 8,081.11		\$ 8,081.11
193631	CALL	303 SPRJ	3/31/2011	LD1001360	CITIZENS SAVINGS BANK, MARTINS F	0.150	9/30/2011			\$ 6,320.21	\$ 6,320.21		\$ 6,320.21
193663	CALL	303 SPRJ	3/31/2011	LD1001378	OSGOOD STATE BANK	0.150	9/30/2011			\$ 4,311.52	\$ 4,311.52		\$ 4,311.52
193665	CALL	303 SPRJ	3/31/2011	LD1001386	HOME LOAN SAVINGS BANK	0.150	9/30/2011			\$ 9,876.12	\$ 9,876.12		\$ 9,876.12
193666	CALL	303 SPRJ	3/31/2011	LD1001394	FIRST FEDERAL BANK OF THE MIDWEST	0.150	9/30/2011			\$ 19,817.07	\$ 19,817.07		\$ 19,817.07
193667	CALL	303 SPRJ	3/31/2011	LD1001402	FIRST NATIONAL BANK, PANDORA	0.150	9/30/2011			\$ 1,375.33	\$ 1,375.33		\$ 1,375.33
										\$ 732,767,957.40	\$ 732,536,707.40	\$ 37,982.38	\$ 732,574,689.78
										\$ 8,946,478,976.13	\$ 8,944,886,674.65	\$ 485,899.42	\$ 8,945,372,574.07
203936	PUR	400 STAR	3/1/2011	22532CQ23	CREDIT AGRICOLE NORTH AMERICA	0.180	3/2/2011	0.183		\$ 50,000,000.00	\$ 49,999,750.00		\$ 49,999,750.00
203939	PUR	400 STAR	3/1/2011	22532CQ23	CREDIT AGRICOLE NORTH AMERICA	0.180	3/2/2011	0.183		\$ 46,000,000.00	\$ 45,999,770.00		\$ 45,999,770.00
203943	PUR	400 STAR	3/1/2011	313384CN7	FHLB DISCOUNT NOTE	0.060	3/2/2011	0.061		\$ 50,000,000.00	\$ 49,999,916.67		\$ 49,999,916.67
203944	PUR	400 STAR	3/1/2011	313384CN7	FHLB DISCOUNT NOTE	0.060	3/2/2011	0.060		\$ 15,000,000.00	\$ 14,999,975.00		\$ 14,999,975.00
203932	PUR	400 STAR	3/1/2011	83365SQF3	SOCIETE GENERALE NORTH AMERICA	0.210	3/15/2011	0.213		\$ 46,000,000.00	\$ 45,996,243.33		\$ 45,996,243.33
203933	PUR	400 STAR	3/1/2011	83365SQG1	SOCIETE GENERALE NORTH AMERICA	0.210	3/16/2011	0.213		\$ 50,000,000.00	\$ 49,995,625.00		\$ 49,995,625.00
203955	PUR	400 STAR	3/2/2011	06737JQ32	BARCLAYS US FUNDING LLC	0.150	3/3/2011	0.152		\$ 50,000,000.00	\$ 49,999,791.67		\$ 49,999,791.67
203956	PUR	400 STAR	3/2/2011	06737JQ32	BARCLAYS US FUNDING LLC	0.150	3/3/2011	0.152		\$ 46,000,000.00	\$ 45,999,808.33		\$ 45,999,808.33
203953	PUR	400 STAR	3/2/2011	22532CQ31	CREDIT AGRICOLE NORTH AMERICA	0.170	3/3/2011	0.172		\$ 50,000,000.00	\$ 49,999,763.89		\$ 49,999,763.89
203954	PUR	400 STAR	3/2/2011	22532CQ31	CREDIT AGRICOLE NORTH AMERICA	0.170	3/3/2011	0.172		\$ 46,000,000.00	\$ 45,999,782.78		\$ 45,999,782.78
184488	CNTR	400 STAR	3/2/2011	38141W273	GOLDMAN SACHS FIN SQ GOVT #465	0.050				\$ 3,575,493.00	\$ 3,575,493.00		\$ 3,575,493.00
203957	PUR	400 STAR	3/2/2011	4042F1QH5	HSBC FINANCE CORP	0.180	3/17/2011	0.183		\$ 50,000,000.00	\$ 49,996,250.00		\$ 49,996,250.00
203972	PUR	400 STAR	3/3/2011	0556N1QJ5	BNP PARIBAS FINANCE INC	0.200	3/18/2011	0.203		\$ 50,000,000.00	\$ 49,995,833.33		\$ 49,995,833.33
203973	PUR	400 STAR	3/3/2011	0556N1QJ5	BNP PARIBAS FINANCE INC	0.200	3/18/2011	0.203		\$ 46,000,000.00	\$ 45,996,166.67		\$ 45,996,166.67
203970	PUR	400 STAR	3/3/2011	06737JQ40	BARCLAYS US FUNDING LLC	0.150	3/4/2011	0.152		\$ 50,000,000.00	\$ 49,999,791.67		\$ 49,999,791.67
203971	PUR	400 STAR	3/3/2011	06737JQ40	BARCLAYS US FUNDING LLC	0.150	3/4/2011	0.152		\$ 40,000,000.00	\$ 39,999,833.33		\$ 39,999,833.33
203974	PUR	400 STAR	3/3/2011	22532CQ49	CREDIT AGRICOLE NORTH AMERICA	0.170	3/4/2011	0.172		\$ 46,000,000.00	\$ 45,999,782.78		\$ 45,999,782.78
203975	PUR	400 STAR	3/3/2011	22532CQJ6	CREDIT AGRICOLE NORTH AMERICA	0.210	3/18/2011	0.213		\$ 50,000,000.00	\$ 49,995,625.00		\$ 49,995,625.00
203992	PUR	400 STAR	3/3/2011	313384DL0	FHLB DISCOUNT NOTE	0.120	3/24/2011	0.122		\$ 20,000,000.00	\$ 19,998,600.00		\$ 19,998,600.00
204019	PUR	400 STAR	3/4/2011	0027A1QG7	ABBEY NATIONAL NA, LLC	0.180	3/16/2011	0.183		\$ 50,000,000.00	\$ 49,997,000.00		\$ 49,997,000.00
204021	PUR	400 STAR	3/4/2011	0027A1QG7	ABBEY NATIONAL NA, LLC	0.180	3/16/2011	0.183		\$ 46,000,000.00	\$ 45,997,240.00		\$ 45,997,240.00
204016	PUR	400 STAR	3/4/2011	06737JQ73	BARCLAYS US FUNDING LLC	0.150	3/7/2011	0.152		\$ 50,000,000.00	\$ 49,999,375.00		\$ 49,999,375.00
204017	PUR	400 STAR	3/4/2011	06737JQ73	BARCLAYS US FUNDING LLC	0.150	3/7/2011	0.152		\$ 46,000,000.00	\$ 45,999,425.00		\$ 45,999,425.00

PGM: INVS\_MONTHEND\_TRANSACTIONS  
 SOURCE: VisualQED  
 MODEL: TRANSACTION  
 BASIS: SETTLEMENT  
 BEGIN: 3/1/2011  
 END: 3/31/2011

JOSH MANDEL  
 TREASURER, STATE OF OHIO

INVESTMENT TRANSACTION REPORT

TRANSACTIONS FOR 3/1/11 TO 3/31/11

INVST#	TXN	FUND	SETTLE	CUSIP	DESCRIPTION	RATE	MATURITY	PUR YIELD	PAR AMOUNT	PRIN/PROC	P/S INTEREST	SETTLE AMT
204031	PUR	400 STAR	3/4/2011	22532CQM9	CREDIT AGRICOLE NORTH AMERICA	0.210	3/21/2011	0.213	\$ 46,000,000.00	\$ 45,995,438.33		\$ 45,995,438.33
204029	PUR	400 STAR	3/4/2011	313384GC7	FHLB DISCOUNT NOTE	0.140	5/27/2011	0.142	\$ 22,000,000.00	\$ 21,992,813.33		\$ 21,992,813.33
204012	PUR	400 STAR	3/4/2011	313396CU5	FHLMC DISCOUNT NOTE	0.070	3/8/2011	0.070	\$ 50,000,000.00	\$ 49,999,611.11		\$ 49,999,611.11
204011	PUR	400 STAR	3/4/2011	313588FT7	FNMA DISCOUNT NOTE	0.140	5/18/2011	0.137	\$ 46,982,000.00	\$ 46,968,786.31		\$ 46,968,786.31
204030	PUR	400 STAR	3/4/2011	313588GA7	FNMA DISCOUNT NOTE	0.140	5/25/2011	0.137	\$ 25,000,000.00	\$ 24,992,312.50		\$ 24,992,312.50
204022	PUR	400 STAR	3/4/2011	4042F1QB8	HSBC FINANCE CORP	0.150	3/11/2011	0.152	\$ 25,000,000.00	\$ 24,999,270.83		\$ 24,999,270.83
204013	PUR	400 STAR	3/4/2011	74977LQ75	RABOBANK USA FINANCIAL CORP	0.130	3/7/2011	0.132	\$ 50,000,000.00	\$ 49,999,458.33		\$ 49,999,458.33
204014	PUR	400 STAR	3/4/2011	74977LQ75	RABOBANK USA FINANCIAL CORP	0.130	3/7/2011	0.132	\$ 25,000,000.00	\$ 24,999,729.17		\$ 24,999,729.17
204035	PUR	400 STAR	3/7/2011	06737JQ81	BARCLAYS US FUNDING LLC	0.150	3/8/2011	0.152	\$ 50,000,000.00	\$ 49,999,791.67		\$ 49,999,791.67
204036	PUR	400 STAR	3/7/2011	06737JQ81	BARCLAYS US FUNDING LLC	0.150	3/8/2011	0.152	\$ 46,000,000.00	\$ 45,999,808.33		\$ 45,999,808.33
204044	PUR	400 STAR	3/7/2011	313384CU1	FHLB DISCOUNT NOTE	0.050	3/8/2011	0.051	\$ 50,000,000.00	\$ 49,999,930.56		\$ 49,999,930.56
204045	PUR	400 STAR	3/7/2011	313384CU1	FHLB DISCOUNT NOTE	0.050	3/8/2011	0.050	\$ 10,000,000.00	\$ 9,999,986.11		\$ 9,999,986.11
184488	CNTR	400 STAR	3/7/2011	38141W273	GOLDMAN SACHS FIN SQ GOVT #465	0.050			\$ 369,583.00	\$ 369,583.00		\$ 369,583.00
204032	PUR	400 STAR	3/7/2011	4042F1QN2	HSBC FINANCE CORP	0.180	3/22/2011	0.183	\$ 21,000,000.00	\$ 20,998,425.00		\$ 20,998,425.00
204033	PUR	400 STAR	3/7/2011	74977LQ83	RABOBANK USA FINANCIAL CORP	0.120	3/8/2011	0.122	\$ 50,000,000.00	\$ 49,999,833.33		\$ 49,999,833.33
204034	PUR	400 STAR	3/7/2011	74977LQ83	RABOBANK USA FINANCIAL CORP	0.120	3/8/2011	0.122	\$ 46,000,000.00	\$ 45,999,846.67		\$ 45,999,846.67
204061	PUR	400 STAR	3/8/2011	06737JQ99	BARCLAYS US FUNDING LLC	0.130	3/9/2011	0.132	\$ 46,000,000.00	\$ 45,999,833.89		\$ 45,999,833.89
204062	PUR	400 STAR	3/8/2011	06737JQ99	BARCLAYS US FUNDING LLC	0.130	3/9/2011	0.132	\$ 50,000,000.00	\$ 49,999,819.44		\$ 49,999,819.44
204063	PUR	400 STAR	3/8/2011	1667T1QN4	CHEVRON CORPORATION	0.150	3/22/2011	0.152	\$ 48,000,000.00	\$ 47,997,200.00		\$ 47,997,200.00
204065	PUR	400 STAR	3/8/2011	313384CV9	FHLB DISCOUNT NOTE	0.040	3/9/2011	0.040	\$ 45,000,000.00	\$ 44,999,950.00		\$ 44,999,950.00
204059	PUR	400 STAR	3/8/2011	313384DD8	FHLB DISCOUNT NOTE	0.070	3/17/2011	0.070	\$ 50,000,000.00	\$ 49,999,125.00		\$ 49,999,125.00
204057	PUR	400 STAR	3/8/2011	313396DD2	FHLMC DISCOUNT NOTE	0.080	3/17/2011	0.080	\$ 50,000,000.00	\$ 49,999,000.00		\$ 49,999,000.00
184488	CNTR	400 STAR	3/8/2011	38141W273	GOLDMAN SACHS FIN SQ GOVT #465	0.050			\$ 1,083,665.00	\$ 1,083,665.00		\$ 1,083,665.00
204075	PUR	400 STAR	3/9/2011	06737JQA6	BARCLAYS US FUNDING LLC	0.140	3/10/2011	0.142	\$ 50,000,000.00	\$ 49,999,805.56		\$ 49,999,805.56
204076	PUR	400 STAR	3/9/2011	06737JQA6	BARCLAYS US FUNDING LLC	0.140	3/10/2011	0.142	\$ 46,000,000.00	\$ 45,999,821.11		\$ 45,999,821.11
204073	PUR	400 STAR	3/9/2011	313384DE6	FHLB DISCOUNT NOTE	0.080	3/18/2011	0.075	\$ 30,000,000.00	\$ 29,999,437.50		\$ 29,999,437.50
204079	PUR	400 STAR	3/9/2011	313384DE6	FHLB DISCOUNT NOTE	0.080	3/18/2011	0.080	\$ 30,000,000.00	\$ 29,999,400.00		\$ 29,999,400.00
204074	PUR	400 STAR	3/9/2011	313396QL0	FHLMC DISCOUNT NOTE	0.200	12/13/2011	0.203	\$ 25,000,000.00	\$ 24,961,250.00		\$ 24,961,250.00
184488	CNTR	400 STAR	3/9/2011	38141W273	GOLDMAN SACHS FIN SQ GOVT #465	0.050			\$ 1,132,398.00	\$ 1,132,398.00		\$ 1,132,398.00
204096	PUR	400 STAR	3/10/2011	06737JQB4	BARCLAYS US FUNDING LLC	0.140	3/11/2011	0.142	\$ 50,000,000.00	\$ 49,999,805.56		\$ 49,999,805.56
204102	PUR	400 STAR	3/10/2011	313384CX5	FHLB DISCOUNT NOTE	0.040	3/11/2011	0.041	\$ 28,000,000.00	\$ 27,999,968.89		\$ 27,999,968.89
204088	PUR	400 STAR	3/10/2011	313384DS5	FHLB DISCOUNT NOTE	0.070	3/30/2011	0.070	\$ 50,000,000.00	\$ 49,998,055.56		\$ 49,998,055.56
204090	PUR	400 STAR	3/10/2011	313396FY4	FHLMC DISCOUNT NOTE	0.130	5/23/2011	0.127	\$ 40,000,000.00	\$ 39,989,722.22		\$ 39,989,722.22
204098	PUR	400 STAR	3/10/2011	4611K1QU2	INTESA FUNDING, LLC	0.290	3/28/2011	0.294	\$ 50,000,000.00	\$ 49,992,750.00		\$ 49,992,750.00
204100	PUR	400 STAR	3/10/2011	4611K1QU2	INTESA FUNDING, LLC	0.290	3/28/2011	0.294	\$ 46,000,000.00	\$ 45,993,330.00		\$ 45,993,330.00
204116	PUR	400 STAR	3/11/2011	06416KSD3	BANK OF NOVA SCOTIA	0.220	5/13/2011	0.223	\$ 50,000,000.00	\$ 49,980,750.00		\$ 49,980,750.00
204117	PUR	400 STAR	3/11/2011	06416KSD3	BANK OF NOVA SCOTIA	0.220	5/13/2011	0.223	\$ 46,000,000.00	\$ 45,982,290.00		\$ 45,982,290.00
204114	PUR	400 STAR	3/11/2011	06737JQE8	BARCLAYS US FUNDING LLC	0.130	3/14/2011	0.132	\$ 46,000,000.00	\$ 45,999,501.67		\$ 45,999,501.67
204118	PUR	400 STAR	3/11/2011	06737JQF5	BARCLAYS US FUNDING LLC	0.140	3/15/2011	0.142	\$ 50,000,000.00	\$ 49,999,222.22		\$ 49,999,222.22
204119	PUR	400 STAR	3/11/2011	313384DA4	FHLB DISCOUNT NOTE	0.030	3/14/2011	0.030	\$ 45,000,000.00	\$ 44,999,887.50		\$ 44,999,887.50
204115	PUR	400 STAR	3/11/2011	313396GN7	FHLMC DISCOUNT NOTE	0.120	6/6/2011	0.117	\$ 50,000,000.00	\$ 49,986,104.17		\$ 49,986,104.17
184488	CNTR	400 STAR	3/11/2011	38141W273	GOLDMAN SACHS FIN SQ GOVT #465	0.030			\$ 948,116.00	\$ 948,116.00		\$ 948,116.00
204131	PUR	400 STAR	3/14/2011	06737JQF5	BARCLAYS US FUNDING LLC	0.140	3/15/2011	0.142	\$ 46,000,000.00	\$ 45,999,821.11		\$ 45,999,821.11
204134	PUR	400 STAR	3/14/2011	313384EB1	FHLB DISCOUNT NOTE	0.080	4/8/2011	0.075	\$ 15,000,000.00	\$ 14,999,218.75		\$ 14,999,218.75
204129	PUR	400 STAR	3/14/2011	313384GA1	FHLB DISCOUNT NOTE	0.110	5/25/2011	0.105	\$ 25,000,000.00	\$ 24,994,750.00		\$ 24,994,750.00
204130	PUR	400 STAR	3/14/2011	313588GA7	FNMA DISCOUNT NOTE	0.110	5/25/2011	0.105	\$ 25,000,000.00	\$ 24,994,750.00		\$ 24,994,750.00
184488	CNTR	400 STAR	3/14/2011	38141W273	GOLDMAN SACHS FIN SQ GOVT #465	0.030			\$ 227,085.00	\$ 227,085.00		\$ 227,085.00
204132	PUR	400 STAR	3/14/2011	74977LQF7	RABOBANK USA FINANCIAL CORP	0.120	3/15/2011	0.122	\$ 50,000,000.00	\$ 49,999,833.33		\$ 49,999,833.33
204133	PUR	400 STAR	3/14/2011	74977LQF7	RABOBANK USA FINANCIAL CORP	0.120	3/15/2011	0.122	\$ 46,000,000.00	\$ 45,999,846.67		\$ 45,999,846.67
204150	PUR	400 STAR	3/15/2011	06737JQG3	BARCLAYS US FUNDING LLC	0.140	3/16/2011	0.142	\$ 50,000,000.00	\$ 49,999,805.56		\$ 49,999,805.56
204152	PUR	400 STAR	3/15/2011	06737JQG3	BARCLAYS US FUNDING LLC	0.140	3/16/2011	0.142	\$ 46,000,000.00	\$ 45,999,821.11		\$ 45,999,821.11
204155	PUR	400 STAR	3/15/2011	313384DC0	FHLB DISCOUNT NOTE	0.050	3/16/2011	0.051	\$ 15,000,000.00	\$ 14,999,979.17		\$ 14,999,979.17
204154	PUR	400 STAR	3/15/2011	313384GQ6	FHLB DISCOUNT NOTE	0.120	6/8/2011	0.117	\$ 25,000,000.00	\$ 24,993,211.81		\$ 24,993,211.81
204146	PUR	400 STAR	3/15/2011	313384GS2	FHLB DISCOUNT NOTE	0.120	6/10/2011	0.117	\$ 50,000,000.00	\$ 49,986,104.17		\$ 49,986,104.17
204153	PUR	400 STAR	3/15/2011	313588FJ9	FNMA DISCOUNT NOTE	0.080	5/9/2011	0.080	\$ 50,000,000.00	\$ 49,993,888.89		\$ 49,993,888.89
204147	PUR	400 STAR	3/15/2011	4042F1QW2	HSBC FINANCE CORP	0.160	3/30/2011	0.162	\$ 25,000,000.00	\$ 24,998,333.33		\$ 24,998,333.33
204148	PUR	400 STAR	3/15/2011	74977LQG5	RABOBANK USA FINANCIAL CORP	0.130	3/16/2011	0.132	\$ 50,000,000.00	\$ 49,999,819.44		\$ 49,999,819.44
204149	PUR	400 STAR	3/15/2011	83365SQV8	SOCIETE GENERALE NORTH AMERICA	0.180	3/29/2011	0.183	\$ 46,000,000.00	\$ 45,996,780.00		\$ 45,996,780.00
204172	PUR	400 STAR	3/16/2011	0027A1QX0	ABBEY NATIONAL NA, LLC	0.190	3/31/2011	0.193	\$ 50,000,000.00	\$ 49,996,041.67		\$ 49,996,041.67
204173	PUR	400 STAR	3/16/2011	0027A1QX0	ABBEY NATIONAL NA, LLC	0.190	3/31/2011	0.193	\$ 46,000,000.00	\$ 45,996,358.33		\$ 45,996,358.33

PGM: INVS\_MONTHEND\_TRANSACTIONS  
 SOURCE: VisualQED  
 MODEL: TRANSACTION  
 BASIS: SETTLEMENT  
 BEGIN: 3/1/2011  
 END: 3/31/2011

JOSH MANDEL  
 TREASURER, STATE OF OHIO

INVESTMENT TRANSACTION REPORT

TRANSACTIONS FOR 3/1/11 TO 3/31/11

INVST#	TXN	FUND	SETTLE	CUSIP	DESCRIPTION	RATE	MATURITY	PUR YIELD	PAR AMOUNT	PRIN/PROC	P/S INTEREST	SETTLE AMT
204171	PUR	400 STAR	3/16/2011	06737JQH1	BARCLAYS US FUNDING LLC	0.140	3/17/2011	0.142	\$ 50,000,000.00	\$ 49,999,805.56		\$ 49,999,805.56
204027	PUR	400 STAR	3/16/2011	313372WQ3	FHLB DEBENTURE	0.170	9/16/2011	0.199	\$ 25,000,000.00	\$ 24,996,337.00		\$ 24,996,337.00
204120	PUR	400 STAR	3/16/2011	3133732C5	FHLB DEBENTURE (INT@MAT)	0.190	12/16/2011	0.214	\$ 25,000,000.00	\$ 24,995,500.00		\$ 24,995,500.00
204169	PUR	400 STAR	3/16/2011	313396DD2	FHLMC DISCOUNT NOTE	0.090	3/17/2011	0.090	\$ 55,000,000.00	\$ 54,999,862.50		\$ 54,999,862.50
204174	PUR	400 STAR	3/16/2011	313588FT7	FNMA DISCOUNT NOTE	0.100	5/18/2011	0.100	\$ 25,000,000.00	\$ 24,995,625.00		\$ 24,995,625.00
184488	CNTR	400 STAR	3/16/2011	38141W273	GOLDMAN SACHS FIN SQ GOVT #465			0.030	\$ 2,860,244.00	\$ 2,860,244.00		\$ 2,860,244.00
204170	PUR	400 STAR	3/16/2011	83365SQQ9	SOCIETE GENERALE NORTH AMERICA	0.160	3/24/2011	0.162	\$ 50,000,000.00	\$ 49,998,222.22		\$ 49,998,222.22
204188	PUR	400 STAR	3/17/2011	06737JQM0	BARCLAYS US FUNDING LLC	0.140	3/21/2011	0.142	\$ 50,000,000.00	\$ 49,999,222.22		\$ 49,999,222.22
204189	PUR	400 STAR	3/17/2011	06737JQM0	BARCLAYS US FUNDING LLC	0.140	3/21/2011	0.142	\$ 46,000,000.00	\$ 45,999,284.44		\$ 45,999,284.44
204186	PUR	400 STAR	3/17/2011	1667T1QQ7	CHEVRON CORPORATION	0.100	3/24/2011	0.100	\$ 48,000,000.00	\$ 47,999,066.67		\$ 47,999,066.67
204191	PUR	400 STAR	3/17/2011	313384DE6	FHLB DISCOUNT NOTE	0.060	3/18/2011	0.061	\$ 50,000,000.00	\$ 49,999,916.67		\$ 49,999,916.67
204184	PUR	400 STAR	3/17/2011	313384FL8	FHLB DISCOUNT NOTE	0.100	5/11/2011	0.100	\$ 25,000,000.00	\$ 24,996,180.56		\$ 24,996,180.56
204185	PUR	400 STAR	3/17/2011	313396KE2	FHLMC DISCOUNT NOTE	0.140	8/9/2011	0.145	\$ 40,000,000.00	\$ 39,976,961.11		\$ 39,976,961.11
184488	CNTR	400 STAR	3/17/2011	38141W273	GOLDMAN SACHS FIN SQ GOVT #465			0.030	\$ 327,082.00	\$ 327,082.00		\$ 327,082.00
204190	PUR	400 STAR	3/17/2011	4042F1QX0	HSBC FINANCE CORP	0.130	3/31/2011	0.132	\$ 50,000,000.00	\$ 49,997,472.22		\$ 49,997,472.22
204187	PUR	400 STAR	3/17/2011	74977LQJ9	RABOBANK USA FINANCIAL CORP	0.120	3/18/2011	0.122	\$ 50,000,000.00	\$ 49,999,833.33		\$ 49,999,833.33
204196	PUR	400 STAR	3/18/2011	0556N1R13	BNP PARIBAS FINANCE, INC	0.190	4/1/2011	0.193	\$ 50,000,000.00	\$ 49,996,305.56		\$ 49,996,305.56
204197	PUR	400 STAR	3/18/2011	0556N1R13	BNP PARIBAS FINANCE, INC	0.190	4/1/2011	0.193	\$ 46,000,000.00	\$ 45,996,601.11		\$ 45,996,601.11
204198	PUR	400 STAR	3/18/2011	22532CR14	CREDIT AGRICOLE NORTH AMERICA	0.170	4/1/2011	0.172	\$ 50,000,000.00	\$ 49,996,694.44		\$ 49,996,694.44
204213	PUR	400 STAR	3/18/2011	313384DH9	FHLB DISCOUNT NOTE	0.070	3/21/2011	0.070	\$ 50,000,000.00	\$ 49,999,708.33		\$ 49,999,708.33
204212	PUR	400 STAR	3/18/2011	313384EP0	FHLB DISCOUNT NOTE	0.090	4/20/2011	0.085	\$ 30,000,000.00	\$ 29,997,662.50		\$ 29,997,662.50
204193	PUR	400 STAR	3/18/2011	313384FT1	FHLB DISCOUNT NOTE	0.110	5/18/2011	0.105	\$ 50,000,000.00	\$ 49,991,104.17		\$ 49,991,104.17
204195	PUR	400 STAR	3/18/2011	313396GV9	FHLMC DISCOUNT NOTE	0.120	6/13/2011	0.122	\$ 50,000,000.00	\$ 49,985,500.00		\$ 49,985,500.00
204194	PUR	400 STAR	3/18/2011	313588KD6	FNMA DISCOUNT NOTE	0.150	8/8/2011	0.152	\$ 25,000,000.00	\$ 24,985,104.17		\$ 24,985,104.17
184488	CNTR	400 STAR	3/18/2011	38141W273	GOLDMAN SACHS FIN SQ GOVT #465			0.040	\$ 7,724,434.00	\$ 7,724,434.00		\$ 7,724,434.00
204199	PUR	400 STAR	3/18/2011	74977LQM2	RABOBANK USA FINANCIAL CORP	0.120	3/21/2011	0.122	\$ 50,000,000.00	\$ 49,999,500.00		\$ 49,999,500.00
204200	PUR	400 STAR	3/18/2011	74977LQM2	RABOBANK USA FINANCIAL CORP	0.120	3/21/2011	0.122	\$ 25,000,000.00	\$ 24,999,750.00		\$ 24,999,750.00
204223	PUR	400 STAR	3/21/2011	06737JQN8	BARCLAYS US FUNDING LLC	0.140	3/22/2011	0.142	\$ 50,000,000.00	\$ 49,999,805.56		\$ 49,999,805.56
204224	PUR	400 STAR	3/21/2011	06737JQN8	BARCLAYS US FUNDING LLC	0.140	3/22/2011	0.142	\$ 46,000,000.00	\$ 45,999,821.11		\$ 45,999,821.11
204222	PUR	400 STAR	3/21/2011	22532CR55	CREDIT AGRICOLE NORTH AMERICA	0.200	4/5/2011	0.203	\$ 46,000,000.00	\$ 45,996,166.67		\$ 45,996,166.67
204221	PUR	400 STAR	3/21/2011	313396GG2	FHLMC DISCOUNT NOTE	0.110	5/31/2011	0.105	\$ 50,000,000.00	\$ 49,989,645.83		\$ 49,989,645.83
204234	PUR	400 STAR	3/21/2011	313396GV9	FHLMC DISCOUNT NOTE	0.120	6/13/2011	0.122	\$ 25,000,000.00	\$ 24,993,000.00		\$ 24,993,000.00
204220	PUR	400 STAR	3/21/2011	313588GX7	FNMA DISCOUNT NOTE	0.120	6/15/2011	0.122	\$ 25,000,000.00	\$ 24,992,833.33		\$ 24,992,833.33
184488	CNTR	400 STAR	3/21/2011	38141W273	GOLDMAN SACHS FIN SQ GOVT #465			0.040	\$ 2,179,752.00	\$ 2,179,752.00		\$ 2,179,752.00
204225	PUR	400 STAR	3/21/2011	4662J1QN3	JP MORGAN CHASE & CO	0.100	3/22/2011	0.100	\$ 50,000,000.00	\$ 49,999,861.11		\$ 49,999,861.11
204226	PUR	400 STAR	3/21/2011	4662J1QN3	JP MORGAN CHASE & CO	0.100	3/22/2011	0.100	\$ 46,000,000.00	\$ 45,999,872.22		\$ 45,999,872.22
204251	PUR	400 STAR	3/22/2011	06737JQP3	BARCLAYS US FUNDING LLC	0.140	3/23/2011	0.142	\$ 50,000,000.00	\$ 49,999,805.56		\$ 49,999,805.56
204252	PUR	400 STAR	3/22/2011	06737JQP3	BARCLAYS US FUNDING LLC	0.140	3/23/2011	0.142	\$ 46,000,000.00	\$ 45,999,821.11		\$ 45,999,821.11
204250	PUR	400 STAR	3/22/2011	1667T1QV6	CHEVRON CORPORATION	0.130	3/29/2011	0.132	\$ 48,000,000.00	\$ 47,998,786.67		\$ 47,998,786.67
204159	PUR	400 STAR	3/22/2011	313372WQ3	FHLB DEBENTURE	0.170	9/16/2011	0.174	\$ 25,000,000.00	\$ 24,999,500.00	\$ 708.33	\$ 25,000,208.33
204255	PUR	400 STAR	3/22/2011	313384DK2	FHLB DISCOUNT NOTE	0.070	3/23/2011	0.071	\$ 50,000,000.00	\$ 49,999,902.78		\$ 49,999,902.78
204257	PUR	400 STAR	3/22/2011	313384DK2	FHLB DISCOUNT NOTE	0.070	3/23/2011	0.070	\$ 15,000,000.00	\$ 14,999,970.83		\$ 14,999,970.83
204244	PUR	400 STAR	3/22/2011	313588GX7	FNMA DISCOUNT NOTE	0.120	6/15/2011	0.122	\$ 25,000,000.00	\$ 24,992,916.67		\$ 24,992,916.67
204246	PUR	400 STAR	3/22/2011	4662J1QP8	JP MORGAN CHASE & CO	0.100	3/23/2011	0.100	\$ 50,000,000.00	\$ 49,999,861.11		\$ 49,999,861.11
204248	PUR	400 STAR	3/22/2011	4662J1RM4	JP MORGAN CHASE & CO	0.130	4/21/2011	0.132	\$ 46,000,000.00	\$ 45,995,016.67		\$ 45,995,016.67
204267	PUR	400 STAR	3/23/2011	06737JQQ1	BARCLAYS US FUNDING LLC	0.140	3/24/2011	0.142	\$ 50,000,000.00	\$ 49,999,805.56		\$ 49,999,805.56
204269	PUR	400 STAR	3/23/2011	06737JQQ1	BARCLAYS US FUNDING LLC	0.140	3/24/2011	0.142	\$ 46,000,000.00	\$ 45,999,821.11		\$ 45,999,821.11
204263	PUR	400 STAR	3/23/2011	313396HC0	FHLMC DISCOUNT NOTE	0.130	6/20/2011	0.127	\$ 25,000,000.00	\$ 24,992,274.31		\$ 24,992,274.31
204262	PUR	400 STAR	3/23/2011	313588FJ9	FNMA DISCOUNT NOTE	0.080	5/9/2011	0.080	\$ 25,000,000.00	\$ 24,997,388.89		\$ 24,997,388.89
184488	CNTR	400 STAR	3/23/2011	38141W273	GOLDMAN SACHS FIN SQ GOVT #465			0.040	\$ 52,684,180.00	\$ 52,684,180.00		\$ 52,684,180.00
204265	PUR	400 STAR	3/23/2011	4042F1R76	HSBC FINANCE CORP	0.100	4/7/2011	0.100	\$ 21,000,000.00	\$ 20,999,125.00		\$ 20,999,125.00
204271	PUR	400 STAR	3/23/2011	4662J1RS1	JP MORGAN CHASE & CO	0.130	4/26/2011	0.132	\$ 50,000,000.00	\$ 49,993,861.11		\$ 49,993,861.11
204291	PUR	400 STAR	3/24/2011	06737JQR9	BARCLAYS US FUNDING LLC	0.140	3/25/2011	0.142	\$ 50,000,000.00	\$ 49,999,805.56		\$ 49,999,805.56
204292	PUR	400 STAR	3/24/2011	06737JQR9	BARCLAYS US FUNDING LLC	0.140	3/25/2011	0.142	\$ 46,000,000.00	\$ 45,999,821.11		\$ 45,999,821.11
204289	PUR	400 STAR	3/24/2011	1667T1R60	CHEVRON CORPORATION	0.110	4/6/2011	0.112	\$ 25,000,000.00	\$ 24,999,006.94		\$ 24,999,006.94
204160	PUR	400 STAR	3/24/2011	3133732T8	FHLB DEBENTURE	0.190	1/9/2012	0.234	\$ 25,000,000.00	\$ 24,991,250.00	\$ 263.89	\$ 24,991,513.89
204290	PUR	400 STAR	3/24/2011	83365SQQ4	SOCIETE GENERALE NORTH AMERICA	0.160	3/31/2011	0.162	\$ 50,000,000.00	\$ 49,998,444.44		\$ 49,998,444.44
204314	PUR	400 STAR	3/25/2011	06737JQU2	BARCLAYS US FUNDING LLC	0.140	3/28/2011	0.142	\$ 50,000,000.00	\$ 49,999,416.67		\$ 49,999,416.67
204315	PUR	400 STAR	3/25/2011	06737JQU2	BARCLAYS US FUNDING LLC	0.140	3/28/2011	0.142	\$ 46,000,000.00	\$ 45,999,463.33		\$ 45,999,463.33
204313	PUR	400 STAR	3/25/2011	313312DQ0	FFCB DISCOUNT NOTE	0.030	3/28/2011	0.030	\$ 50,000,000.00	\$ 49,999,875.00		\$ 49,999,875.00

PGM: INVS\_MONTHEND\_TRANSACTIONS  
 SOURCE: VisualQED  
 MODEL: TRANSACTION  
 BASIS: SETTLEMENT  
 BEGIN: 3/1/2011  
 END: 3/31/2011

JOSH MANDEL  
 TREASURER, STATE OF OHIO

INVESTMENT TRANSACTION REPORT

TRANSACTIONS FOR 3/1/11 TO 3/31/11

INVST#	TXN	FUND	SETTLE	CUSIP	DESCRIPTION	RATE	MATURITY	PUR YIELD	PAR AMOUNT	PRIN/PROC	P/S INTEREST	SETTLE AMT
204312	PUR	400 STAR	3/25/2011	313396GP2	FHLMC DISCOUNT NOTE	0.120	6/7/2011	0.117	\$ 50,000,000.00	\$ 49,988,180.56		\$ 49,988,180.56
184488	CNTR	400 STAR	3/25/2011	38141W273	GOLDMAN SACHS FIN SQ GOVT #465			0.050	\$ 36,018,181.00	\$ 36,018,181.00		\$ 36,018,181.00
204343	PUR	400 STAR	3/28/2011	06737JQV0	BARCLAYS US FUNDING LLC	0.140	3/29/2011	0.142	\$ 50,000,000.00	\$ 49,999,805.56		\$ 49,999,805.56
204345	PUR	400 STAR	3/28/2011	06737JQV0	BARCLAYS US FUNDING LLC	0.140	3/29/2011	0.142	\$ 46,000,000.00	\$ 45,999,821.11		\$ 45,999,821.11
204258	PUR	400 STAR	3/28/2011	3133735V0	FHLB DEBENTURE	0.200	12/28/2011	0.239	\$ 25,000,000.00	\$ 24,992,649.50		\$ 24,992,649.50
204351	PUR	400 STAR	3/28/2011	313588GJ8	FNMA DISCOUNT NOTE	0.110	6/2/2011	0.112	\$ 50,000,000.00	\$ 49,989,916.67		\$ 49,989,916.67
184488	CNTR	400 STAR	3/28/2011	38141W273	GOLDMAN SACHS FIN SQ GOVT #465			0.050	\$ 77,534,993.00	\$ 77,534,993.00		\$ 77,534,993.00
204336	PUR	400 STAR	3/28/2011	4611K1RC1	INTESA FUNDING, LLC	0.290	4/12/2011	0.294	\$ 50,000,000.00	\$ 49,993,958.33		\$ 49,993,958.33
204337	PUR	400 STAR	3/28/2011	4611K1RC1	INTESA FUNDING, LLC	0.290	4/12/2011	0.294	\$ 45,000,000.00	\$ 44,994,562.50		\$ 44,994,562.50
204362	PUR	400 STAR	3/29/2011	06737JQW8	BARCLAYS US FUNDING LLC	0.140	3/30/2011	0.142	\$ 50,000,000.00	\$ 49,999,805.56		\$ 49,999,805.56
204363	PUR	400 STAR	3/29/2011	06737JQW8	BARCLAYS US FUNDING LLC	0.140	3/30/2011	0.142	\$ 46,000,000.00	\$ 45,999,821.11		\$ 45,999,821.11
204366	PUR	400 STAR	3/29/2011	1667T1R60	CHEVRON CORPORATION	0.080	4/6/2011	0.080	\$ 50,000,000.00	\$ 49,999,111.11		\$ 49,999,111.11
204357	PUR	400 STAR	3/29/2011	313396GG2	FHLMC DISCOUNT NOTE	0.100	5/31/2011	0.100	\$ 50,000,000.00	\$ 49,991,250.00		\$ 49,991,250.00
204355	PUR	400 STAR	3/29/2011	313396HK2	FHLMC DISCOUNT NOTE	0.130	6/27/2011	0.127	\$ 50,000,000.00	\$ 49,984,375.00		\$ 49,984,375.00
204360	PUR	400 STAR	3/29/2011	83365SR54	SOCIETE GENERALE NORTH AMERICA	0.140	4/5/2011	0.142	\$ 46,000,000.00	\$ 45,998,747.78		\$ 45,998,747.78
204391	PUR	400 STAR	3/30/2011	06737JQX6	BARCLAYS US FUNDING LLC	0.140	3/31/2011	0.142	\$ 50,000,000.00	\$ 49,999,805.56		\$ 49,999,805.56
204392	PUR	400 STAR	3/30/2011	06737JQX6	BARCLAYS US FUNDING LLC	0.140	3/31/2011	0.142	\$ 46,000,000.00	\$ 45,999,821.11		\$ 45,999,821.11
204388	PUR	400 STAR	3/30/2011	313384FN4	FHLB DISCOUNT NOTE	0.100	5/13/2011	0.095	\$ 50,000,000.00	\$ 49,994,194.44		\$ 49,994,194.44
204389	PUR	400 STAR	3/30/2011	313384GH6	FHLB DISCOUNT NOTE	0.110	6/1/2011	0.105	\$ 50,000,000.00	\$ 49,990,812.50		\$ 49,990,812.50
204390	PUR	400 STAR	3/30/2011	313588HE8	FNMA DISCOUNT NOTE	0.120	6/22/2011	0.122	\$ 50,000,000.00	\$ 49,986,000.00		\$ 49,986,000.00
184488	CNTR	400 STAR	3/30/2011	38141W273	GOLDMAN SACHS FIN SQ GOVT #465			0.050	\$ 19,508,662.00	\$ 19,508,662.00		\$ 19,508,662.00
204401	PUR	400 STAR	3/31/2011	0027A1RE1	ABBEY NATIONAL NA, LLC	0.180	4/14/2011	0.183	\$ 50,000,000.00	\$ 49,996,500.00		\$ 49,996,500.00
204402	PUR	400 STAR	3/31/2011	0027A1RE1	ABBEY NATIONAL NA, LLC	0.180	4/14/2011	0.183	\$ 46,000,000.00	\$ 45,996,780.00		\$ 45,996,780.00
204403	PUR	400 STAR	3/31/2011	06737JR15	BARCLAYS US FUNDING LLC	0.100	4/1/2011	0.100	\$ 50,000,000.00	\$ 49,999,861.11		\$ 49,999,861.11
204404	PUR	400 STAR	3/31/2011	06737JR15	BARCLAYS US FUNDING LLC	0.100	4/1/2011	0.100	\$ 46,000,000.00	\$ 45,999,872.22		\$ 45,999,872.22
204400	PUR	400 STAR	3/31/2011	313384GC7	FHLB DISCOUNT NOTE	0.100	5/27/2011	0.100	\$ 50,000,000.00	\$ 49,992,083.33		\$ 49,992,083.33
184488	CNTR	400 STAR	3/31/2011	38141W273	GOLDMAN SACHS FIN SQ GOVT #465			0.050	\$ 25,187,628.00	\$ 25,187,628.00		\$ 25,187,628.00
									\$ 6,831,343,496.00	\$ 6,830,811,181.76	\$ 972.22	\$ 6,830,812,153.98
184488	WTHD	400 STAR	3/1/2011	38141W273	GOLDMAN SACHS FIN SQ GOVT #465				\$ 4,083,619.00	\$ 4,083,619.00		\$ 4,083,619.00
184488	WTHD	400 STAR	3/3/2011	38141W273	GOLDMAN SACHS FIN SQ GOVT #465				\$ 643,711.00	\$ 643,711.00		\$ 643,711.00
184488	WTHD	400 STAR	3/4/2011	38141W273	GOLDMAN SACHS FIN SQ GOVT #465				\$ 42,995,603.00	\$ 42,995,603.00		\$ 42,995,603.00
184488	WTHD	400 STAR	3/10/2011	38141W273	GOLDMAN SACHS FIN SQ GOVT #465				\$ 238,017.00	\$ 238,017.00		\$ 238,017.00
184488	WTHD	400 STAR	3/15/2011	38141W273	GOLDMAN SACHS FIN SQ GOVT #465				\$ 6,008,000.00	\$ 6,008,000.00		\$ 6,008,000.00
203489	CALL	400 STAR	3/18/2011	313372LF9	FHLB DEBENTURE	0.450	3/2/2012		\$ 25,000,000.00	\$ 25,000,000.00		\$ 25,000,000.00
203607	CALL	400 STAR	3/18/2011	313372PQ1	FHLB DEBENTURE	0.500	3/9/2012		\$ 25,000,000.00	\$ 25,000,000.00		\$ 25,000,000.00
184488	WTHD	400 STAR	3/22/2011	38141W273	GOLDMAN SACHS FIN SQ GOVT #465				\$ 3,809,435.00	\$ 3,809,435.00		\$ 3,809,435.00
184488	WTHD	400 STAR	3/24/2011	38141W273	GOLDMAN SACHS FIN SQ GOVT #465				\$ 3,000,916.00	\$ 3,000,916.00		\$ 3,000,916.00
184488	WTHD	400 STAR	3/29/2011	38141W273	GOLDMAN SACHS FIN SQ GOVT #465				\$ 138,638,003.00	\$ 138,638,003.00		\$ 138,638,003.00
									\$ 249,417,304.00	\$ 249,417,304.00		\$ 249,417,304.00
									\$ 7,080,760,800.00	\$ 7,080,228,485.76	\$ 972.22	\$ 7,080,229,457.98

PGM: INVS\_MONTHEND\_INVENTORY  
 SOURCE: VisualQED  
 MODEL: INVENTORY  
 BASIS: SETTLEMENT  
 AS-OF: 3/31/2011

**JOSH MANDEL  
 TREASURER, STATE OF OHIO**

INVESTMENT INVENTORY  
 SETTLED POSITIONS AS OF: 3/31/11

INVT#	FUND	CUSIP	DESCRIPTION	RATE	MATURITY	YIELD	PAR AMOUNT	BOOK VALUE	MARKET VALUE	1ST PUR
204179	300 REG	0027A1R19	ABBEY NATIONAL NA, LLC	0.190	4/1/2011	0.193	\$ 50,000,000.00	\$ 49,996,041.67	\$ 49,996,041.67	3/17/2011
204394	300 REG	0027A1R19	ABBEY NATIONAL NA, LLC	0.140	4/1/2011	0.142	\$ 50,000,000.00	\$ 49,999,805.56	\$ 49,999,805.56	3/31/2011
204203	300 REG	0556N1R13	BNP PARIBAS FINANCE, INC	0.190	4/1/2011	0.193	\$ 50,000,000.00	\$ 49,996,305.56	\$ 49,996,305.56	3/18/2011
204399	300 REG	0556N1R13	BNP PARIBAS FINANCE, INC	0.080	4/1/2011	0.081	\$ 50,000,000.00	\$ 49,999,888.89	\$ 49,999,888.89	3/31/2011
204396	300 REG	06737JR15	BARCLAYS US FUNDING LLC	0.100	4/1/2011	0.100	\$ 50,000,000.00	\$ 49,999,861.11	\$ 49,999,861.11	3/31/2011
204397	300 REG	06737JR15	BARCLAYS US FUNDING LLC	0.100	4/1/2011	0.100	\$ 50,000,000.00	\$ 49,999,861.11	\$ 49,999,861.11	3/31/2011
204101	300 REG	1667T1R11	CHEVRON CORPORATION	0.130	4/1/2011	0.132	\$ 50,000,000.00	\$ 49,996,027.78	\$ 49,996,027.78	3/10/2011
203572	300 REG	36960MR13	GENERAL ELECTRIC COMPANY	0.220	4/1/2011	0.223	\$ 50,000,000.00	\$ 49,983,805.56	\$ 49,983,805.56	2/7/2011
204180	300 REG	4042F1R19	HSBC FINANCE CORP	0.130	4/1/2011	0.132	\$ 50,000,000.00	\$ 49,997,291.67	\$ 49,997,291.67	3/17/2011
204228	300 REG	83365SR47	SOCIETE GENERALE NORTH AMERICA	0.190	4/4/2011	0.193	\$ 50,000,000.00	\$ 49,996,305.56	\$ 49,996,305.56	3/21/2011
204229	300 REG	4611K1R56	INTESA FUNDING, LLC	0.290	4/5/2011	0.294	\$ 50,000,000.00	\$ 49,993,958.33	\$ 49,993,958.33	3/21/2011
204281	300 REG	22532CR63	CREDIT AGRICOLE NORTH AMERICA	0.200	4/6/2011	0.203	\$ 50,000,000.00	\$ 49,996,111.11	\$ 49,996,111.11	3/23/2011
204041	300 REG	06416KR77	BANK OF NOVA SCOTIA	0.190	4/7/2011	0.193	\$ 50,000,000.00	\$ 49,991,819.44	\$ 49,991,819.44	3/7/2011
204398	300 REG	22532CR71	CREDIT AGRICOLE NORTH AMERICA	0.140	4/7/2011	0.142	\$ 50,000,000.00	\$ 49,998,638.89	\$ 49,998,638.89	3/31/2011
204331	300 REG	83365SR88	SOCIETE GENERALE NORTH AMERICA	0.160	4/8/2011	0.162	\$ 50,000,000.00	\$ 49,996,888.89	\$ 49,996,888.89	3/25/2011
204110	300 REG	4662J1RB8	JP MORGAN CHASE & CO	0.130	4/11/2011	0.132	\$ 50,000,000.00	\$ 49,994,402.78	\$ 49,994,402.78	3/11/2011
204364	300 REG	4611K1RD9	INTESA FUNDING, LLC	0.250	4/13/2011	0.253	\$ 50,000,000.00	\$ 49,994,791.67	\$ 49,994,791.67	3/29/2011
203894	300 REG	36959SRM7	GENERAL ELECTRIC CAPITAL CORP	0.190	4/21/2011	0.193	\$ 50,000,000.00	\$ 49,985,486.11	\$ 49,985,486.11	2/25/2011
204227	300 REG	06416KSL5	BANK OF NOVA SCOTIA	0.220	5/20/2011	0.223	\$ 50,000,000.00	\$ 49,981,666.67	\$ 49,981,666.67	3/21/2011
							\$ 950,000,000.00	\$ 949,898,958.36	\$ 949,898,958.36	
195996	300 REG	31331JKQ5	FFCB ADJUSTABLE RATE BOND	0.560	5/13/2011	0.560	\$ 5,000,000.00	\$ 5,000,000.00	\$ 5,000,000.00	4/14/2010
							\$ 5,000,000.00	\$ 5,000,000.00	\$ 5,000,000.00	
203968	301 REG	31331KDP2	FFCB DEBENTURE	1.550	3/10/2014	1.550	\$ 25,000,000.00	\$ 25,000,000.00	\$ 24,955,500.00	3/10/2011
204176	301 REG	31331J2P7	FFCB DEBENTURE	1.250	11/17/2014	1.581	\$ 10,000,000.00	\$ 9,882,500.00	\$ 9,800,100.00	3/17/2011
204077	301 REG	31331KEB2	FFCB DEBENTURE	2.180	3/16/2015	2.180	\$ 15,000,000.00	\$ 15,000,000.00	\$ 14,989,950.00	3/16/2011
203640	301 REG	31331KCF5	FFCB DEBENTURE	2.800	2/16/2016	2.822	\$ 10,000,000.00	\$ 9,990,000.00	\$ 10,058,200.00	2/16/2011
							\$ 60,000,000.00	\$ 59,872,500.00	\$ 59,803,750.00	
203078	300 REG	313312EH9	FFCB DISCOUNT NOTE	0.150	4/14/2011	0.152	\$ 50,000,000.00	\$ 49,979,375.00	\$ 49,999,500.00	1/5/2011
203079	300 REG	313312EH9	FFCB DISCOUNT NOTE	0.150	4/14/2011	0.152	\$ 37,000,000.00	\$ 36,984,737.50	\$ 36,999,630.00	1/5/2011
203071	300 REG	313312FZ8	FFCB DISCOUNT NOTE	0.180	5/24/2011	0.183	\$ 50,000,000.00	\$ 49,965,250.00	\$ 49,996,500.00	1/5/2011
203072	300 REG	313312FZ8	FFCB DISCOUNT NOTE	0.180	5/24/2011	0.183	\$ 7,059,000.00	\$ 7,054,094.00	\$ 7,058,505.87	1/5/2011
							\$ 144,059,000.00	\$ 143,983,456.50	\$ 144,054,135.87	
204168	301 REG	31331KEW6	FFCB DEBENTURE	0.440	9/24/2012	0.484	\$ 15,000,000.00	\$ 14,990,250.00	\$ 14,942,100.00	3/24/2011
204048	301 REG	313371QX7	FHLB DEBENTURE	0.625	12/3/2012	0.666	\$ 15,000,000.00	\$ 14,989,500.00	\$ 14,929,500.00	3/8/2011
203949	301 REG	313372VK7	FHLB DEBENTURE	0.650	12/28/2012	0.650	\$ 25,000,000.00	\$ 25,000,000.00	\$ 24,948,750.00	3/28/2011
203942	301 REG	313371CF1	FHLB DEBENTURE	0.750	4/25/2013	0.901	\$ 25,000,000.00	\$ 24,920,000.00	\$ 24,863,500.00	3/2/2011
204287	301 REG	313371J31	FHLB DEBENTURE	0.750	8/9/2013	1.058	\$ 5,000,000.00	\$ 4,964,000.00	\$ 4,940,450.00	3/24/2011
203947	301 REG	313372UY8	FHLB DEBENTURE	1.300	12/23/2013	1.300	\$ 11,000,000.00	\$ 11,000,000.00	\$ 10,973,710.00	3/23/2011
203994	301 REG	313372WD2	FHLB DEBENTURE	1.310	12/23/2013	1.310	\$ 25,000,000.00	\$ 25,000,000.00	\$ 24,913,500.00	3/23/2011
203623	301 REG	313372QA5	FHLB DEBENTURE	3.125	3/8/2016	3.125	\$ 25,000,000.00	\$ 25,000,000.00	\$ 25,012,250.00	3/8/2011
203624	301 REG	313372QA5	FHLB DEBENTURE	3.125	3/8/2016	3.125	\$ 25,000,000.00	\$ 25,000,000.00	\$ 25,012,250.00	3/8/2011
203926	301 REG	313372V84	FHLB DEBENTURE	1.500	3/23/2016	1.500	\$ 20,000,000.00	\$ 20,000,000.00	\$ 19,901,400.00	3/23/2011
203950	301 REG	313372VL5	FHLB DEBENTURE	2.625	3/30/2016	2.625	\$ 25,000,000.00	\$ 25,000,000.00	\$ 24,931,250.00	3/30/2011
							\$ 216,000,000.00	\$ 215,863,750.00	\$ 215,368,660.00	
202606	301 REG	3133724Z4	FHLB MULTI STEP COUPON BOND	1.750	12/28/2015	1.750	\$ 50,000,000.00	\$ 50,000,000.00	\$ 49,956,500.00	12/28/2010
							\$ 50,000,000.00	\$ 50,000,000.00	\$ 49,956,500.00	
204037	300 REG	313384DU0	FHLB DISCOUNT NOTE	0.100	4/1/2011	0.100	\$ 25,000,000.00	\$ 24,998,263.89	\$ 25,000,000.00	3/7/2011
204087	300 REG	313384DZ9	FHLB DISCOUNT NOTE	0.085	4/6/2011	0.085	\$ 7,999,000.00	\$ 7,998,490.06	\$ 7,999,000.00	3/10/2011
204089	300 REG	313384DZ9	FHLB DISCOUNT NOTE	0.085	4/6/2011	0.085	\$ 50,000,000.00	\$ 49,996,812.50	\$ 50,000,000.00	3/10/2011
204091	300 REG	313384DZ9	FHLB DISCOUNT NOTE	0.085	4/6/2011	0.085	\$ 13,746,000.00	\$ 13,745,123.69	\$ 13,746,000.00	3/10/2011
204240	300 REG	313384EJ4	FHLB DISCOUNT NOTE	0.080	4/15/2011	0.080	\$ 50,000,000.00	\$ 49,997,333.33	\$ 49,999,500.00	3/22/2011

PGM: INVS\_MONTHEND\_INVENTORY  
 SOURCE: VisualQED  
 MODEL: INVENTORY  
 BASIS: SETTLEMENT  
 AS-OF: 3/31/2011

**JOSH MANDEL  
 TREASURER, STATE OF OHIO**

INVESTMENT INVENTORY  
 SETTLED POSITIONS AS OF: 3/31/11

INVT#	FUND	CUSIP	DESCRIPTION	RATE	MATURITY	YIELD	PAR AMOUNT	BOOK VALUE	MARKET VALUE	1ST PUR
204241	300 REG	313384EJ4	FHLB DISCOUNT NOTE	0.080	4/15/2011	0.080	\$ 50,000,000.00	\$ 49,997,333.33	\$ 49,999,500.00	3/22/2011
203960	300 REG	313384EY1	FHLB DISCOUNT NOTE	0.130	4/29/2011	0.132	\$ 39,697,000.00	\$ 39,688,685.68	\$ 39,696,206.06	3/2/2011
204356	300 REG	313384EY1	FHLB DISCOUNT NOTE	0.040	4/29/2011	0.040	\$ 25,000,000.00	\$ 24,999,138.89	\$ 24,999,500.00	3/29/2011
203909	300 REG	313384FD6	FHLB DISCOUNT NOTE	0.130	5/4/2011	0.132	\$ 23,764,000.00	\$ 23,758,422.06	\$ 23,762,811.80	2/28/2011
204376	300 REG	313384FN4	FHLB DISCOUNT NOTE	0.095	5/13/2011	0.095	\$ 16,144,000.00	\$ 16,142,125.50	\$ 16,143,031.36	3/30/2011
204384	300 REG	313384FN4	FHLB DISCOUNT NOTE	0.095	5/13/2011	0.095	\$ 3,084,000.00	\$ 3,083,641.91	\$ 3,083,814.96	3/30/2011
203897	300 REG	313384FV6	FHLB DISCOUNT NOTE	0.130	5/20/2011	0.132	\$ 50,000,000.00	\$ 49,984,833.33	\$ 49,996,500.00	2/25/2011
203898	300 REG	313384FV6	FHLB DISCOUNT NOTE	0.130	5/20/2011	0.132	\$ 50,000,000.00	\$ 49,984,833.33	\$ 49,996,500.00	2/25/2011
204202	300 REG	313384FV6	FHLB DISCOUNT NOTE	0.105	5/20/2011	0.105	\$ 50,000,000.00	\$ 49,990,812.50	\$ 49,996,500.00	3/18/2011
204280	300 REG	313384FV6	FHLB DISCOUNT NOTE	0.100	5/20/2011	0.100	\$ 50,000,000.00	\$ 49,991,944.44	\$ 49,996,500.00	3/23/2011
204387	300 REG	313384GH6	FHLB DISCOUNT NOTE	0.110	6/1/2011	0.112	\$ 5,437,000.00	\$ 5,435,953.38	\$ 5,436,184.45	3/30/2011
204243	300 REG	313384GK9	FHLB DISCOUNT NOTE	0.110	6/3/2011	0.112	\$ 50,000,000.00	\$ 49,988,847.22	\$ 49,992,000.00	3/22/2011
204333	300 REG	313384GK9	FHLB DISCOUNT NOTE	0.115	6/3/2011	0.117	\$ 50,000,000.00	\$ 49,988,819.44	\$ 49,992,000.00	3/25/2011
204334	300 REG	313384GK9	FHLB DISCOUNT NOTE	0.115	6/3/2011	0.117	\$ 50,000,000.00	\$ 49,988,819.44	\$ 49,992,000.00	3/25/2011
204358	300 REG	313384GK9	FHLB DISCOUNT NOTE	0.105	6/3/2011	0.105	\$ 45,200,000.00	\$ 45,191,299.00	\$ 45,192,768.00	3/29/2011
204140	300 REG	313384GS2	FHLB DISCOUNT NOTE	0.115	6/10/2011	0.117	\$ 35,078,000.00	\$ 35,068,363.29	\$ 35,071,685.96	3/16/2011
204161	300 REG	313384GX1	FHLB DISCOUNT NOTE	0.120	6/15/2011	0.122	\$ 34,000,000.00	\$ 33,989,686.67	\$ 33,993,540.00	3/16/2011
204245	300 REG	313384GZ6	FHLB DISCOUNT NOTE	0.120	6/17/2011	0.122	\$ 50,000,000.00	\$ 49,985,500.00	\$ 49,990,500.00	3/22/2011
204322	300 REG	313384GZ6	FHLB DISCOUNT NOTE	0.115	6/17/2011	0.117	\$ 50,000,000.00	\$ 49,986,583.33	\$ 49,990,500.00	3/25/2011
204325	300 REG	313384GZ6	FHLB DISCOUNT NOTE	0.115	6/17/2011	0.117	\$ 18,350,000.00	\$ 18,345,076.08	\$ 18,346,513.50	3/25/2011
204361	300 REG	313384GZ6	FHLB DISCOUNT NOTE	0.115	6/17/2011	0.117	\$ 50,000,000.00	\$ 49,987,222.22	\$ 49,990,500.00	3/29/2011
204385	300 REG	313384GZ6	FHLB DISCOUNT NOTE	0.115	6/17/2011	0.117	\$ 50,000,000.00	\$ 49,987,381.94	\$ 49,990,500.00	3/30/2011
204386	300 REG	313384GZ6	FHLB DISCOUNT NOTE	0.115	6/17/2011	0.117	\$ 26,915,000.00	\$ 26,908,207.70	\$ 26,909,886.15	3/30/2011
204344	300 REG	313384HG7	FHLB DISCOUNT NOTE	0.122	6/24/2011	0.124	\$ 25,000,000.00	\$ 24,992,544.44	\$ 24,994,750.00	3/28/2011
							\$ 1,044,414,000.00	\$ 1,044,202,098.59	\$ 1,044,298,692.24	
204103	301 REG	3134G2AU6	FHLMC DEBENTURE	0.750	12/21/2012	0.750	\$ 10,000,000.00	\$ 10,000,000.00	\$ 9,988,800.00	3/21/2011
203993	301 REG	3134G1P65	FHLMC DEBENTURE	0.750	12/28/2012	0.753	\$ 25,000,000.00	\$ 24,998,750.00	\$ 25,007,000.00	3/4/2011
203945	301 REG	3134G1WA8	FHLMC DEBENTURE	1.125	10/25/2013	1.240	\$ 25,000,000.00	\$ 24,925,000.00	\$ 24,890,000.00	3/2/2011
							\$ 60,000,000.00	\$ 59,923,750.00	\$ 59,885,800.00	
204078	301 REG	3134G13M4	FHLMC MULTI STEP COUPON BOND	2.000	2/16/2016	2.011	\$ 15,000,000.00	\$ 14,992,500.00	\$ 14,969,100.00	3/10/2011
							\$ 15,000,000.00	\$ 14,992,500.00	\$ 14,969,100.00	
203468	300 REG	313396DX8	FHLMC DISCOUNT NOTE	0.160	4/4/2011	0.162	\$ 40,011,000.00	\$ 39,999,974.75	\$ 40,011,000.00	2/1/2011
203469	300 REG	313396DX8	FHLMC DISCOUNT NOTE	0.160	4/4/2011	0.162	\$ 3,868,000.00	\$ 3,866,934.15	\$ 3,868,000.00	2/1/2011
203470	300 REG	313396DX8	FHLMC DISCOUNT NOTE	0.160	4/4/2011	0.162	\$ 11,163,000.00	\$ 11,159,923.97	\$ 11,163,000.00	2/1/2011
203501	300 REG	313396DX8	FHLMC DISCOUNT NOTE	0.165	4/4/2011	0.167	\$ 4,179,000.00	\$ 4,177,831.62	\$ 4,179,000.00	2/2/2011
202482	300 REG	313396EM1	FHLMC DISCOUNT NOTE	0.195	4/18/2011	0.198	\$ 50,000,000.00	\$ 49,963,166.67	\$ 49,999,500.00	12/3/2010
202483	300 REG	313396EM1	FHLMC DISCOUNT NOTE	0.195	4/18/2011	0.198	\$ 25,000,000.00	\$ 24,981,583.33	\$ 24,999,750.00	12/3/2010
203799	300 REG	313396EM1	FHLMC DISCOUNT NOTE	0.125	4/18/2011	0.127	\$ 28,214,000.00	\$ 28,208,611.91	\$ 28,213,717.86	2/22/2011
204053	301 REG	313396EU3	FHLMC DISCOUNT NOTE	0.110	4/25/2011	0.112	\$ 9,987,000.00	\$ 9,985,535.24	\$ 9,986,900.13	3/8/2011
203721	300 REG	313396EV1	FHLMC DISCOUNT NOTE	0.130	4/26/2011	0.132	\$ 27,827,000.00	\$ 27,820,066.44	\$ 27,826,721.73	2/16/2011
203522	300 REG	313396FB4	FHLMC DISCOUNT NOTE	0.170	5/2/2011	0.172	\$ 50,000,000.00	\$ 49,979,222.22	\$ 49,998,000.00	2/3/2011
203590	300 REG	313396FJ7	FHLMC DISCOUNT NOTE	0.165	5/9/2011	0.167	\$ 45,453,000.00	\$ 45,434,250.64	\$ 45,450,727.35	2/8/2011
203762	300 REG	313396FR9	FHLMC DISCOUNT NOTE	0.135	5/16/2011	0.137	\$ 37,512,000.00	\$ 37,499,621.04	\$ 37,509,749.28	2/17/2011
203763	300 REG	313396FR9	FHLMC DISCOUNT NOTE	0.135	5/16/2011	0.137	\$ 6,252,000.00	\$ 6,249,936.84	\$ 6,251,624.88	2/17/2011
203764	300 REG	313396FR9	FHLMC DISCOUNT NOTE	0.135	5/16/2011	0.137	\$ 6,252,000.00	\$ 6,249,936.84	\$ 6,251,624.88	2/17/2011
204306	300 REG	313396FR9	FHLMC DISCOUNT NOTE	0.100	5/16/2011	0.100	\$ 2,227,000.00	\$ 2,226,678.32	\$ 2,226,866.38	3/25/2011
204307	300 REG	313396FR9	FHLMC DISCOUNT NOTE	0.100	5/16/2011	0.100	\$ 1,369,000.00	\$ 1,368,802.26	\$ 1,368,917.86	3/25/2011
204308	300 REG	313396FR9	FHLMC DISCOUNT NOTE	0.100	5/16/2011	0.100	\$ 6,281,000.00	\$ 6,280,092.74	\$ 6,280,623.14	3/25/2011
202484	300 REG	313396FY4	FHLMC DISCOUNT NOTE	0.210	5/23/2011	0.213	\$ 50,000,000.00	\$ 49,950,125.00	\$ 49,996,500.00	12/3/2010
202485	300 REG	313396FY4	FHLMC DISCOUNT NOTE	0.210	5/23/2011	0.213	\$ 50,000,000.00	\$ 49,950,125.00	\$ 49,996,500.00	12/3/2010
204380	300 REG	313396GN7	FHLMC DISCOUNT NOTE	0.105	6/6/2011	0.105	\$ 30,005,000.00	\$ 29,999,049.01	\$ 29,999,899.15	3/30/2011
203769	300 REG	313396GR8	FHLMC DISCOUNT NOTE	0.140	6/9/2011	0.142	\$ 50,000,000.00	\$ 49,978,222.22	\$ 49,991,500.00	2/17/2011
202989	300 REG	313396HC0	FHLMC DISCOUNT NOTE	0.220	6/20/2011	0.223	\$ 25,000,000.00	\$ 24,973,722.22	\$ 24,995,000.00	12/30/2010
204249	300 REG	313396HC0	FHLMC DISCOUNT NOTE	0.125	6/20/2011	0.127	\$ 50,000,000.00	\$ 49,984,375.00	\$ 49,990,000.00	3/22/2011

PGM: INVS\_MONTHEND\_INVENTORY  
 SOURCE: VisualQED  
 MODEL: INVENTORY  
 BASIS: SETTLEMENT  
 AS-OF: 3/31/2011

**JOSH MANDEL  
 TREASURER, STATE OF OHIO**

INVESTMENT INVENTORY  
 SETTLED POSITIONS AS OF: 3/31/11

INVT#	FUND	CUSIP	DESCRIPTION	RATE	MATURITY	YIELD	PAR AMOUNT	BOOK VALUE	MARKET VALUE	1ST PUR
202486	300 REG	313396HG1	FHLMC DISCOUNT NOTE	0.215	6/24/2011	0.218	\$ 50,000,000.00	\$ 49,939,381.94	\$ 49,989,500.00	12/3/2010
202487	300 REG	313396HG1	FHLMC DISCOUNT NOTE	0.215	6/24/2011	0.218	\$ 50,000,000.00	\$ 49,939,381.94	\$ 49,989,500.00	12/3/2010
204346	300 REG	313396HK2	FHLMC DISCOUNT NOTE	0.122	6/27/2011	0.122	\$ 25,015,000.00	\$ 25,007,285.65	\$ 25,009,496.70	3/28/2011
204018	300 REG	313396JP9	FHLMC DISCOUNT NOTE	0.160	7/25/2011	0.162	\$ 18,001,000.00	\$ 17,989,559.36	\$ 17,994,699.65	3/4/2011
204127	300 REG	313396LJ0	FHLMC DISCOUNT NOTE	0.163	9/6/2011	0.165	\$ 25,034,000.00	\$ 25,014,050.68	\$ 25,016,476.20	3/14/2011
204142	300 REG	313396LY7	FHLMC DISCOUNT NOTE	0.165	9/20/2011	0.167	\$ 32,280,000.00	\$ 32,252,185.40	\$ 32,255,467.20	3/16/2011
							\$ 810,930,000.00	\$ 810,429,632.40	\$ 810,810,262.39	
203997	301 REG	3134G12L7	FHLMC MEDIUM TERM NOTE	0.850	2/8/2013	0.850	\$ 25,000,000.00	\$ 25,000,000.00	\$ 24,939,500.00	3/4/2011
203899	301 REG	3134G16N9	FHLMC MEDIUM TERM NOTE	2.000	12/22/2014	2.000	\$ 15,000,000.00	\$ 15,000,000.00	\$ 14,964,600.00	3/22/2011
204369	301 REG	3134G1P99	FHLMC MEDIUM TERM NOTE	2.750	1/13/2016	2.764	\$ 5,000,000.00	\$ 4,996,750.00	\$ 4,990,050.00	3/30/2011
							\$ 45,000,000.00	\$ 44,996,750.00	\$ 44,894,150.00	
204288	301 REG	3136FPUC9	FNMA DEBENTURE	0.500	10/30/2012	0.560	\$ 5,000,000.00	\$ 4,995,250.00	\$ 4,978,250.00	3/24/2011
203941	301 REG	31398A6J6	FNMA DEBENTURE	0.550	12/27/2012	0.688	\$ 25,000,000.00	\$ 24,937,500.00	\$ 24,914,750.00	3/2/2011
204175	301 REG	3136FPWZ6	FNMA DEBENTURE	1.300	11/17/2014	1.557	\$ 10,000,000.00	\$ 9,908,600.00	\$ 9,879,100.00	3/17/2011
203995	301 REG	3136FRDP5	FNMA DEBENTURE	2.000	12/23/2014	2.000	\$ 25,000,000.00	\$ 25,000,000.00	\$ 25,014,750.00	3/23/2011
203999	301 REG	3136FRDP5	FNMA DEBENTURE	2.000	12/23/2014	2.000	\$ 15,000,000.00	\$ 15,000,000.00	\$ 15,008,850.00	3/23/2011
198475	301 REG	3136FMS96	FNMA DEBENTURE	2.250	7/15/2015	2.250	\$ 13,000,000.00	\$ 13,000,000.00	\$ 12,972,960.00	7/15/2010
							\$ 93,000,000.00	\$ 92,841,350.00	\$ 92,768,660.00	
203673	300 REG	313588DY8	FNMA DISCOUNT NOTE	0.110	4/5/2011	0.112	\$ 33,001,000.00	\$ 32,995,958.18	\$ 33,001,000.00	2/14/2011
203329	300 REG	313588EG6	FNMA DISCOUNT NOTE	0.170	4/13/2011	0.172	\$ 50,000,000.00	\$ 49,981,347.22	\$ 49,999,500.00	1/24/2011
203719	300 REG	313588EJ0	FNMA DISCOUNT NOTE	0.130	4/15/2011	0.132	\$ 50,000,000.00	\$ 49,989,527.78	\$ 49,999,500.00	2/16/2011
203720	300 REG	313588EJ0	FNMA DISCOUNT NOTE	0.130	4/15/2011	0.132	\$ 30,152,000.00	\$ 30,145,684.83	\$ 30,151,698.48	2/16/2011
204239	300 REG	313588EJ0	FNMA DISCOUNT NOTE	0.080	4/15/2011	0.080	\$ 49,248,000.00	\$ 49,245,373.44	\$ 49,247,507.52	3/22/2011
203345	300 REG	313588EP6	FNMA DISCOUNT NOTE	0.175	4/20/2011	0.178	\$ 28,800,000.00	\$ 28,788,100.00	\$ 28,799,712.00	1/25/2011
203443	300 REG	313588EP6	FNMA DISCOUNT NOTE	0.165	4/20/2011	0.167	\$ 50,000,000.00	\$ 49,981,895.83	\$ 49,999,500.00	1/31/2011
204086	300 REG	313588EP6	FNMA DISCOUNT NOTE	0.085	4/20/2011	0.085	\$ 10,582,000.00	\$ 10,580,975.60	\$ 10,581,894.18	3/10/2011
204092	300 REG	313588EP6	FNMA DISCOUNT NOTE	0.085	4/20/2011	0.085	\$ 22,651,000.00	\$ 22,648,807.26	\$ 22,650,773.49	3/10/2011
203766	300 REG	313588EV3	FNMA DISCOUNT NOTE	0.125	4/26/2011	0.127	\$ 20,062,000.00	\$ 20,057,263.14	\$ 20,061,799.38	2/17/2011
203985	300 REG	313588EV3	FNMA DISCOUNT NOTE	0.130	4/26/2011	0.132	\$ 29,205,000.00	\$ 29,199,305.02	\$ 29,204,707.95	3/3/2011
204069	300 REG	313588EV3	FNMA DISCOUNT NOTE	0.100	4/26/2011	0.100	\$ 26,561,000.00	\$ 26,557,458.53	\$ 26,560,734.39	3/9/2011
202733	300 REG	313588FB6	FNMA DISCOUNT NOTE	0.180	5/2/2011	0.182	\$ 50,000,000.00	\$ 49,965,500.00	\$ 49,998,000.00	12/15/2010
204242	300 REG	313588FE0	FNMA DISCOUNT NOTE	0.090	5/5/2011	0.090	\$ 30,950,000.00	\$ 30,946,595.50	\$ 30,948,452.50	3/22/2011
203330	300 REG	313588FJ9	FNMA DISCOUNT NOTE	0.175	5/9/2011	0.178	\$ 24,400,000.00	\$ 24,387,545.83	\$ 24,398,780.00	1/24/2011
204253	300 REG	313588FJ9	FNMA DISCOUNT NOTE	0.090	5/9/2011	0.090	\$ 3,903,000.00	\$ 3,902,531.64	\$ 3,902,804.85	3/22/2011
204254	300 REG	313588FJ9	FNMA DISCOUNT NOTE	0.090	5/9/2011	0.090	\$ 4,621,000.00	\$ 4,620,445.48	\$ 4,620,768.95	3/22/2011
204275	300 REG	313588FM2	FNMA DISCOUNT NOTE	0.080	5/12/2011	0.080	\$ 50,000,000.00	\$ 49,994,444.44	\$ 49,997,000.00	3/23/2011
204276	300 REG	313588FM2	FNMA DISCOUNT NOTE	0.080	5/12/2011	0.080	\$ 50,000,000.00	\$ 49,994,444.44	\$ 49,997,000.00	3/23/2011
204277	300 REG	313588FM2	FNMA DISCOUNT NOTE	0.080	5/12/2011	0.051	\$ 50,000,000.00	\$ 49,994,444.44	\$ 49,997,000.00	3/23/2011
204377	300 REG	313588FS9	FNMA DISCOUNT NOTE	0.100	5/17/2011	0.100	\$ 24,841,000.00	\$ 24,837,687.87	\$ 24,839,509.54	3/30/2011
204378	300 REG	313588FS9	FNMA DISCOUNT NOTE	0.100	5/17/2011	0.100	\$ 21,380,000.00	\$ 21,377,149.33	\$ 21,378,717.20	3/30/2011
204379	300 REG	313588FS9	FNMA DISCOUNT NOTE	0.100	5/17/2011	0.100	\$ 3,779,000.00	\$ 3,778,496.13	\$ 3,778,773.26	3/30/2011
203800	300 REG	313588FT7	FNMA DISCOUNT NOTE	0.130	5/18/2011	0.132	\$ 17,199,000.00	\$ 17,193,720.86	\$ 17,197,796.07	2/22/2011
203872	300 REG	313588FT7	FNMA DISCOUNT NOTE	0.135	5/18/2011	0.137	\$ 50,000,000.00	\$ 49,984,437.50	\$ 49,996,500.00	2/24/2011
203873	300 REG	313588FT7	FNMA DISCOUNT NOTE	0.135	5/18/2011	0.137	\$ 50,000,000.00	\$ 49,984,437.50	\$ 49,996,500.00	2/24/2011
203895	300 REG	313588FT7	FNMA DISCOUNT NOTE	0.130	5/18/2011	0.132	\$ 50,000,000.00	\$ 49,985,194.44	\$ 49,996,500.00	2/25/2011
203896	300 REG	313588FT7	FNMA DISCOUNT NOTE	0.130	5/18/2011	0.132	\$ 50,000,000.00	\$ 49,985,194.44	\$ 49,996,500.00	2/25/2011
203910	300 REG	313588GA7	FNMA DISCOUNT NOTE	0.140	5/25/2011	0.142	\$ 26,250,000.00	\$ 26,241,220.83	\$ 26,247,900.00	2/28/2011
204332	300 REG	313588GC3	FNMA DISCOUNT NOTE	0.090	5/27/2011	0.090	\$ 50,000,000.00	\$ 49,992,125.00	\$ 49,996,000.00	3/25/2011
203962	300 REG	313588HZ1	FNMA DISCOUNT NOTE	0.150	7/11/2011	0.152	\$ 25,380,000.00	\$ 25,366,146.75	\$ 25,372,132.20	3/2/2011
203771	300 REG	313588JR7	FNMA DISCOUNT NOTE	0.160	7/27/2011	0.162	\$ 50,000,000.00	\$ 49,964,444.44	\$ 49,982,000.00	2/17/2011
203964	300 REG	313588KF1	FNMA DISCOUNT NOTE	0.170	8/10/2011	0.172	\$ 24,782,000.00	\$ 24,763,158.80	\$ 24,770,352.46	3/2/2011
204141	300 REG	313588KN4	FNMA DISCOUNT NOTE	0.150	8/17/2011	0.152	\$ 32,700,000.00	\$ 32,679,017.50	\$ 32,683,650.00	3/16/2011
204201	300 REG	313588KN4	FNMA DISCOUNT NOTE	0.160	8/17/2011	0.162	\$ 50,000,000.00	\$ 49,966,222.22	\$ 49,975,000.00	3/18/2011
							\$ 1,190,447,000.00	\$ 1,190,076,302.21	\$ 1,190,325,964.42	

PGM: INVS\_MONTHEND\_INVENTORY  
 SOURCE: VisualQED  
 MODEL: INVENTORY  
 BASIS: SETTLEMENT  
 AS-OF: 3/31/2011

**JOSH MANDEL  
 TREASURER, STATE OF OHIO**

INVESTMENT INVENTORY  
 SETTLED POSITIONS AS OF: 3/31/11

INVST#	FUND	CUSIP	DESCRIPTION	RATE	MATURITY	YIELD	PAR AMOUNT	BOOK VALUE	MARKET VALUE	1ST PUR
201975	301 REG	3136FPC47	FNMA MULTI STEP COUPON BOND	1.375	12/7/2015	1.375	\$ 15,000,000.00	\$ 15,000,000.00	\$ 14,939,250.00	12/7/2010
201976	301 REG	3136FPC47	FNMA MULTI STEP COUPON BOND	1.375	12/7/2015	1.375	\$ 15,000,000.00	\$ 15,000,000.00	\$ 14,939,250.00	12/7/2010
202963	301 REG	3136FPR66	FNMA MULTI STEP COUPON BOND	2.000	12/30/2015	2.048	\$ 50,000,000.00	\$ 49,875,000.00	\$ 49,727,000.00	12/30/2010
							\$ 80,000,000.00	\$ 79,875,000.00	\$ 79,605,500.00	
194016	301 REG	46513F7Q6	ISRAEL BOND	2.400	11/1/2012	2.400	\$ 4,785,000.00	\$ 4,785,000.00	\$ 4,785,000.00	11/9/2009
197737	301 REG	46513GFC6	ISRAEL BOND	1.650	6/1/2013	1.650	\$ 6,115,000.00	\$ 6,115,000.00	\$ 6,115,000.00	6/8/2010
197736	301 REG	46513GQC4	ISRAEL BOND	1.750	6/1/2013	1.750	\$ 4,100,000.00	\$ 4,100,000.00	\$ 4,100,000.00	6/8/2010
197133	301 REG	46513GQY6	ISRAEL BOND	2.930	5/1/2015	2.930	\$ 10,000,000.00	\$ 10,000,000.00	\$ 10,000,000.00	5/8/2010
							\$ 25,000,000.00	\$ 25,000,000.00	\$ 25,000,000.00	
184539	300 REG	38141W273	GOLDMAN SACHS FIN SQ GOVT #465	0.050		0.050	\$ 109,274,665.09	\$ 109,274,665.09	\$ 109,274,665.09	1/30/2008
184510	304 REG	38141W273	GOLDMAN SACHS FIN SQ GOVT #465	0.050		0.050	\$ 228,427.30	\$ 228,427.30	\$ 228,427.30	1/29/2008
170509	300 REG	4812C0670	JP MORGAN US GOVT MMKT #3164	0.020		0.020	\$ 5,290,752.44	\$ 5,290,752.44	\$ 5,290,752.44	3/31/2005
180005	301 REG	4812C0670	JP MORGAN US GOVT MMKT #3164	0.020		0.020	\$ 196,740.89	\$ 196,740.89	\$ 196,740.89	2/28/2007
194983	304 REG	MMKT00177	KEY/TOS INVESTMENT MATURITIES	0.200		0.200	\$ 51,043,014.25	\$ 51,043,014.25	\$ 51,043,014.25	2/17/2010
							\$ 166,033,599.97	\$ 166,033,599.97	\$ 166,033,599.97	
193190	300 REG	NOWSW3006	NOW ACCOUNT - SWEEP ACT - 300	0.100			\$ 87,713,950.54	\$ 87,713,950.54	\$ 87,713,950.54	8/10/2009
							\$ 87,713,950.54	\$ 87,713,950.54	\$ 87,713,950.54	
154433	300 REG	STAR30012	STAR OHIO 10010	0.100		0.100	\$ 253,091,385.18	\$ 253,091,385.18	\$ 253,091,385.18	3/28/2002
182202	301 REG	STAR30129	STAR OHIO 70933	0.100		0.100	\$ 25,542,168.03	\$ 25,542,168.03	\$ 25,542,168.03	8/23/2007
174457	304 REG	STAR30418	STAR OHIO 63942	0.100		0.100	\$ 41,311,243.87	\$ 41,311,243.87	\$ 41,311,243.87	1/26/2006
							\$ 319,944,797.08	\$ 319,944,797.08	\$ 319,944,797.08	
201817	304 REG	912828PE4	US TREASURY NOTE	1.250	10/31/2015	1.088	\$ 25,000,000.00	\$ 25,195,312.50	\$ 24,123,000.00	11/8/2010
201818	304 REG	912828PE4	US TREASURY NOTE	1.250	10/31/2015	1.101	\$ 35,000,000.00	\$ 35,251,562.50	\$ 33,772,200.00	11/9/2010
201819	304 REG	912828PE4	US TREASURY NOTE	1.250	10/31/2015	1.106	\$ 25,000,000.00	\$ 25,173,828.12	\$ 24,123,000.00	11/9/2010
201846	304 REG	912828PE4	US TREASURY NOTE	1.250	10/31/2015	1.127	\$ 35,000,000.00	\$ 35,207,812.50	\$ 33,772,200.00	11/9/2010
201874	304 REG	912828PE4	US TREASURY NOTE	1.250	10/31/2015	1.227	\$ 20,000,000.00	\$ 20,021,875.00	\$ 19,298,400.00	11/10/2010
201909	304 REG	912828PE4	US TREASURY NOTE	1.250	10/31/2015	1.264	\$ 35,000,000.00	\$ 34,976,757.83	\$ 33,772,200.00	11/15/2010
201946	304 REG	912828PE4	US TREASURY NOTE	1.250	10/31/2015	1.348	\$ 15,000,000.00	\$ 14,929,687.50	\$ 14,473,800.00	11/15/2010
201947	304 REG	912828PE4	US TREASURY NOTE	1.250	10/31/2015	1.273	\$ 15,000,000.00	\$ 14,983,593.75	\$ 14,473,800.00	11/15/2010
201948	304 REG	912828PE4	US TREASURY NOTE	1.250	10/31/2015	1.358	\$ 25,000,000.00	\$ 24,871,093.75	\$ 24,123,000.00	11/15/2010
202210	304 REG	912828PE4	US TREASURY NOTE	1.250	10/31/2015	1.377	\$ 10,000,000.00	\$ 9,939,453.13	\$ 9,649,200.00	11/24/2010
202211	304 REG	912828PE4	US TREASURY NOTE	1.250	10/31/2015	1.368	\$ 10,000,000.00	\$ 9,943,750.00	\$ 9,649,200.00	11/24/2010
202387	304 REG	912828PJ3	US TREASURY NOTE	1.375	11/30/2015	1.453	\$ 35,000,000.00	\$ 34,868,750.00	\$ 33,892,600.00	12/1/2010
202532	304 REG	912828PJ3	US TREASURY NOTE	1.375	11/30/2015	1.598	\$ 25,000,000.00	\$ 24,734,375.00	\$ 24,209,000.00	12/8/2010
204309	304 REG	912828QJ2	US TREASURY NOTE	2.125	2/29/2016	2.093	\$ 5,000,000.00	\$ 5,007,421.87	\$ 4,984,400.00	3/25/2011
204310	304 REG	912828QJ2	US TREASURY NOTE	2.125	2/29/2016	2.091	\$ 5,000,000.00	\$ 5,007,812.50	\$ 4,984,400.00	3/25/2011
							\$ 320,000,000.00	\$ 320,113,085.95	\$ 309,300,400.00	
191008	303 REG	LD0910249	VINTON COUNTY NATIONAL BANK	0.150	4/1/2011	0.150	\$ 44,111.31	\$ 44,111.31	\$ 44,111.31	4/1/2009
191009	303 REG	LD0910256	HUNTINGTON NATIONAL BANK, NA	0.150	4/1/2011	0.150	\$ 67,346.76	\$ 67,346.76	\$ 67,346.76	4/1/2009
191010	303 REG	LD0910264	CORTLAND SAVINGS & BANKING CO	0.150	4/1/2011	0.150	\$ 261,268.54	\$ 261,268.54	\$ 261,268.54	4/1/2009
191025	303 REG	LD0910272	HOME SAVINGS BANK, KENT	0.150	4/1/2011	0.150	\$ 251,897.06	\$ 251,897.06	\$ 251,897.06	4/2/2009
191027	303 REG	LD0910280	CITIZENS NATIONAL OF BLUFFTON	0.150	4/1/2011	0.150	\$ 49,417.77	\$ 49,417.77	\$ 49,417.77	4/2/2009
191033	303 REG	LD0910306	FARMERS SAVINGS BANK, SPENCER	0.150	4/1/2011	0.150	\$ 392,949.67	\$ 392,949.67	\$ 392,949.67	4/2/2009
191065	303 REG	LD0910314	National City Bank DNU merger	0.150	4/6/2011	0.150	\$ 400,000.00	\$ 400,000.00	\$ 400,000.00	4/6/2009
191066	303 REG	LD0910322	OSGOOD STATE BANK	0.150	4/6/2011	0.150	\$ 293,246.00	\$ 293,246.00	\$ 293,246.00	4/6/2009
191067	303 REG	LD0910330	HUNTINGTON NATIONAL BANK, NA	0.150	4/6/2011	0.150	\$ 271,113.08	\$ 271,113.08	\$ 271,113.08	4/6/2009
191068	303 REG	LD0910348	FORT JENNINGS STATE BANK	0.150	4/6/2011	0.150	\$ 94,877.95	\$ 94,877.95	\$ 94,877.95	4/6/2009
191078	303 REG	LD0910355	FIRST CITIZENS NATIONAL BANK	0.150	4/7/2011	0.150	\$ 68,898.11	\$ 68,898.11	\$ 68,898.11	4/7/2009
191079	303 REG	LD0910363	ADVANTAGE BANK *	0.150	4/7/2011	0.150	\$ 127,286.44	\$ 127,286.44	\$ 127,286.44	4/7/2009
191080	303 REG	LD0910371	National City Bank DNU merger	0.150	4/7/2011	0.150	\$ 47,223.93	\$ 47,223.93	\$ 47,223.93	4/7/2009



PGM: INVS\_MONTHEND\_INVENTORY  
 SOURCE: VisualQED  
 MODEL: INVENTORY  
 BASIS: SETTLEMENT  
 AS-OF: 3/31/2011

**JOSH MANDEL  
 TREASURER, STATE OF OHIO**

INVESTMENT INVENTORY  
 SETTLED POSITIONS AS OF: 3/31/11

INVT#	FUND	CUSIP	DESCRIPTION	RATE	MATURITY	YIELD	PAR AMOUNT	BOOK VALUE	MARKET VALUE	1ST PUR
191102	303 REG	LD0910397	CITIZENS SAVINGS BANK, MARTINS F	0.150	4/8/2011	0.150	\$ 62,920.45	\$ 62,920.45	\$ 62,920.45	4/8/2009
191147	303 REG	LD0910413	FORT JENNINGS STATE BANK	0.150	4/8/2011	0.150	\$ 350,000.00	\$ 350,000.00	\$ 350,000.00	4/9/2009
191148	303 REG	LD0910421	VINTON COUNTY NATIONAL BANK	0.150	4/8/2011	0.150	\$ 92,840.66	\$ 92,840.66	\$ 92,840.66	4/9/2009
191157	303 REG	LD0910439	FIRST FINANCIAL BANK, NA	0.150	4/8/2011	0.150	\$ 133,731.84	\$ 133,731.84	\$ 133,731.84	4/10/2009
191158	303 REG	LD0910447	ADVANTAGE BANK *	0.150	4/8/2011	0.150	\$ 63,102.54	\$ 63,102.54	\$ 63,102.54	4/10/2009
191180	303 REG	LD0910454	ADVANTAGE BANK *	0.150	4/13/2011	0.150	\$ 18,372.91	\$ 18,372.91	\$ 18,372.91	4/13/2009
191181	303 REG	LD0910462	WESTFIELD BANK, FSB	0.150	4/13/2011	0.150	\$ 41,788.09	\$ 41,788.09	\$ 41,788.09	4/13/2009
191182	303 REG	LD0910470	HUNTINGTON NATIONAL BANK, NA	0.150	4/13/2011	0.150	\$ 85,434.91	\$ 85,434.91	\$ 85,434.91	4/13/2009
191276	303 REG	LD0910488	WESTFIELD BANK, FSB	0.150	4/14/2011	0.150	\$ 214,844.05	\$ 214,844.05	\$ 214,844.05	4/14/2009
191277	303 REG	LD0910496	HUNTINGTON NATIONAL BANK, NA	0.150	4/14/2011	0.150	\$ 81,374.91	\$ 81,374.91	\$ 81,374.91	4/14/2009
191278	303 REG	LD0910504	ADVANTAGE BANK *	0.150	4/14/2011	0.150	\$ 372,554.60	\$ 372,554.60	\$ 372,554.60	4/14/2009
191464	303 REG	LD0910512	STATE BANK & TRUST COMPANY	0.150	4/14/2011	0.150	\$ 205,755.00	\$ 205,755.00	\$ 205,755.00	4/14/2009
191474	303 REG	LD0910538	HUNTINGTON NATIONAL BANK, NA	0.150	4/15/2011	0.150	\$ 214,089.45	\$ 214,089.45	\$ 214,089.45	4/15/2009
191478	303 REG	LD0910546	UNION BANK COMPANY, COLS GROVE	0.150	4/15/2011	0.150	\$ 96,145.66	\$ 96,145.66	\$ 96,145.66	4/15/2009
191600	303 REG	LD0910553	HOCKING VALLEY BANK	0.150	4/15/2011	0.150	\$ 92,672.37	\$ 92,672.37	\$ 92,672.37	4/16/2009
191601	303 REG	LD0910561	DELAWARE COUNTY BANK & TRUST CO*	0.150	4/15/2011	0.150	\$ 78,271.69	\$ 78,271.69	\$ 78,271.69	4/16/2009
191602	303 REG	LD0910579	FIRST CITIZENS NATIONAL BANK	0.150	4/15/2011	0.150	\$ 150,487.34	\$ 150,487.34	\$ 150,487.34	4/16/2009
191683	303 REG	LD0910587	CONSUMERS NATIONAL BANK	0.150	4/15/2011	0.150	\$ 138,892.00	\$ 138,892.00	\$ 138,892.00	4/17/2009
191684	303 REG	LD0910595	CITIZENS NATIONAL OF BLUFFTON	0.150	4/15/2011	0.150	\$ 83,696.96	\$ 83,696.96	\$ 83,696.96	4/17/2009
191685	303 REG	LD0910603	CITIZENS NATIONAL OF BLUFFTON	0.150	4/15/2011	0.150	\$ 150,000.00	\$ 150,000.00	\$ 150,000.00	4/17/2009
191686	303 REG	LD0910611	HEARTLAND BANK	0.150	4/15/2011	0.150	\$ 14,048.52	\$ 14,048.52	\$ 14,048.52	4/17/2009
191687	303 REG	LD0910629	HEARTLAND BANK	0.150	4/15/2011	0.150	\$ 149,469.99	\$ 149,469.99	\$ 149,469.99	4/17/2009
191688	303 REG	LD0910637	FARMERS CITIZENS BANK, BUCYRUS	0.150	4/15/2011	0.150	\$ 99,986.77	\$ 99,986.77	\$ 99,986.77	4/17/2009
191689	303 REG	LD0910645	PARK NATIONAL BANK	0.150	4/15/2011	0.150	\$ 87,645.70	\$ 87,645.70	\$ 87,645.70	4/17/2009
191783	303 REG	LD0910660	NATIONAL BANK OF OAK HARBOR	0.150	4/20/2011	0.150	\$ 400,000.00	\$ 400,000.00	\$ 400,000.00	4/20/2009
191789	303 REG	LD0910678	COMMERCIAL & SAVINGS BANK, MILLE	0.150	4/20/2011	0.150	\$ 37,575.05	\$ 37,575.05	\$ 37,575.05	4/20/2009
191792	303 REG	LD0910686	FARMERS NATIONAL BANK, CANFIELD	0.150	4/20/2011	0.150	\$ 325,654.48	\$ 325,654.48	\$ 325,654.48	4/20/2009
191838	303 REG	LD0910702	CONSUMERS NATIONAL BANK	0.150	4/21/2011	0.150	\$ 351,325.39	\$ 351,325.39	\$ 351,325.39	4/21/2009
191840	303 REG	LD0910710	CITIZENS SAVINGS BANK, MARTINS F	0.150	4/21/2011	0.150	\$ 164,289.93	\$ 164,289.93	\$ 164,289.93	4/21/2009
191843	303 REG	LD0910728	PNC BANK, NA	0.150	4/21/2011	0.150	\$ 168,000.00	\$ 168,000.00	\$ 168,000.00	4/21/2009
191844	303 REG	LD0910736	FIRST FEDERAL BANK OFTHE MIDWEST	0.150	4/21/2011	0.150	\$ 48,108.15	\$ 48,108.15	\$ 48,108.15	4/21/2009
191877	303 REG	LD0910751	FIRST FEDERAL BANK OFTHE MIDWEST	0.150	4/22/2011	0.150	\$ 400,000.00	\$ 400,000.00	\$ 400,000.00	4/22/2009
191878	303 REG	LD0910769	CITIZENS NATIONAL OF BLUFFTON	0.150	4/22/2011	0.150	\$ 26,492.20	\$ 26,492.20	\$ 26,492.20	4/22/2009
191879	303 REG	LD0910777	HUNTINGTON NATIONAL BANK, NA	0.150	4/22/2011	0.150	\$ 120,140.29	\$ 120,140.29	\$ 120,140.29	4/22/2009
191880	303 REG	LD0910785	COMMERCIAL & SAVINGS BANK, MILLE	0.150	4/22/2011	0.150	\$ 299,926.46	\$ 299,926.46	\$ 299,926.46	4/22/2009
191906	303 REG	LD0910801	FARMERS NATIONAL BANK, CANFIELD	0.150	4/22/2011	0.150	\$ 49,624.52	\$ 49,624.52	\$ 49,624.52	4/23/2009
191907	303 REG	LD0910819	National City Bank DNU merger	0.150	4/22/2011	0.150	\$ 169,217.20	\$ 169,217.20	\$ 169,217.20	4/23/2009
191909	303 REG	LD0910835	FARMERS & MERCHANTS STATE BANK	0.150	4/22/2011	0.150	\$ 69,470.73	\$ 69,470.73	\$ 69,470.73	4/23/2009
191910	303 REG	LD0910843	MUTUAL FEDERAL SAVINGS	0.150	4/22/2011	0.150	\$ 113,799.98	\$ 113,799.98	\$ 113,799.98	4/23/2009
191911	303 REG	LD0910850	FIRST FINANCIAL BANK, NA	0.150	4/22/2011	0.150	\$ 163,758.05	\$ 163,758.05	\$ 163,758.05	4/23/2009
191932	303 REG	LD0910868	HUNTINGTON NATIONAL BANK, NA	0.150	4/22/2011	0.150	\$ 42,131.15	\$ 42,131.15	\$ 42,131.15	4/24/2009
191944	303 REG	LD0910884	HUNTINGTON SAVINGS & BANKING CO	0.150	4/27/2011	0.150	\$ 357,542.07	\$ 357,542.07	\$ 357,542.07	4/27/2009
191945	303 REG	LD0910892	SUTTON BANK	0.150	4/27/2011	0.150	\$ 123,437.96	\$ 123,437.96	\$ 123,437.96	4/27/2009
191946	303 REG	LD0910900	SUTTON BANK	0.150	4/27/2011	0.150	\$ 68,784.28	\$ 68,784.28	\$ 68,784.28	4/27/2009
191947	303 REG	LD0910918	U.S. BANK, N.A.	0.150	4/27/2011	0.150	\$ 25,932.62	\$ 25,932.62	\$ 25,932.62	4/27/2009
191949	303 REG	LD0910926	U.S. BANK, N.A.	0.150	4/27/2011	0.150	\$ 58,157.76	\$ 58,157.76	\$ 58,157.76	4/27/2009
191979	303 REG	LD0910934	FIRST FEDERAL BANK OFTHE MIDWEST	0.150	4/28/2011	0.150	\$ 251,130.89	\$ 251,130.89	\$ 251,130.89	4/28/2009
191980	303 REG	LD0910942	WESTFIELD BANK, FSB	0.150	4/28/2011	0.150	\$ 79,719.36	\$ 79,719.36	\$ 79,719.36	4/28/2009
191992	303 REG	LD0910959	LORAIN NATIONAL BANK	0.150	4/29/2011	0.150	\$ 46,700.54	\$ 46,700.54	\$ 46,700.54	4/29/2009
191993	303 REG	LD0910967	National City Bank DNU merger	0.150	4/29/2011	0.150	\$ 99,135.64	\$ 99,135.64	\$ 99,135.64	4/29/2009
191994	303 REG	LD0910975	OLD FORT BANKING COMPANY	0.150	4/29/2011	0.150	\$ 295,991.40	\$ 295,991.40	\$ 295,991.40	4/29/2009
192006	303 REG	LD0910983	SIGNATURE BANK, N.A.	0.150	4/29/2011	0.150	\$ 162,754.01	\$ 162,754.01	\$ 162,754.01	4/30/2009
192007	303 REG	LD0910991	FIRST NATIONAL BANK, PANDORA	0.150	4/29/2011	0.150	\$ 250,000.00	\$ 250,000.00	\$ 250,000.00	4/30/2009
192008	303 REG	LD0911007	HUNTINGTON NATIONAL BANK, NA	0.150	4/29/2011	0.150	\$ 33,288.84	\$ 33,288.84	\$ 33,288.84	4/30/2009
192009	303 REG	LD0911015	HUNTINGTON NATIONAL BANK, NA	0.150	4/29/2011	0.150	\$ 220,102.13	\$ 220,102.13	\$ 220,102.13	4/30/2009
192025	303 REG	LD0911023	WESBANCO BANK, INC	0.150	4/29/2011	0.150	\$ 154,776.34	\$ 154,776.34	\$ 154,776.34	5/1/2009
192026	303 REG	LD0911031	ADVANTAGE BANK *	0.150	4/29/2011	0.150	\$ 10,960.39	\$ 10,960.39	\$ 10,960.39	5/1/2009

PGM: INVS\_MONTHEND\_INVENTORY  
 SOURCE: VisualQED  
 MODEL: INVENTORY  
 BASIS: SETTLEMENT  
 AS-OF: 3/31/2011

**JOSH MANDEL  
 TREASURER, STATE OF OHIO**

INVESTMENT INVENTORY  
 SETTLED POSITIONS AS OF: 3/31/11

INVT#	FUND	CUSIP	DESCRIPTION	RATE	MATURITY	YIELD	PAR AMOUNT	BOOK VALUE	MARKET VALUE	1ST PUR
192027	303 REG	LD0911049	FIRSTMERIT BANK, NA	0.150	4/29/2011	0.150	\$ 75,000.12	\$ 75,000.12	\$ 75,000.12	5/1/2009
192028	303 REG	LD0911056	CONSUMERS NATIONAL BANK	0.150	4/29/2011	0.150	\$ 111,105.49	\$ 111,105.49	\$ 111,105.49	5/1/2009
192089	303 REG	LD0911072	FARMERS NATIONAL BANK, CANFIELD	0.150	5/4/2011	0.150	\$ 319,471.68	\$ 319,471.68	\$ 319,471.68	5/4/2009
192098	303 REG	LD0910793	OLD FORT BANKING COMPANY	0.150	5/5/2011	0.150	\$ 188,099.18	\$ 188,099.18	\$ 188,099.18	5/5/2009
192100	303 REG	LD0911080	AMERICAN SAVINGS BANK, FSB	0.150	5/5/2011	0.150	\$ 115,759.98	\$ 115,759.98	\$ 115,759.98	5/5/2009
192101	303 REG	LD0911098	AMERICAN SAVINGS BANK, FSB	0.150	5/5/2011	0.150	\$ 364,098.63	\$ 364,098.63	\$ 364,098.63	5/5/2009
192102	303 REG	LD0911106	AMERICAN SAVINGS BANK, FSB	0.150	5/5/2011	0.150	\$ 117,460.83	\$ 117,460.83	\$ 117,460.83	5/5/2009
192105	303 REG	LD0911114	OLD FORT BANKING COMPANY	0.150	5/5/2011	0.150	\$ 145,370.46	\$ 145,370.46	\$ 145,370.46	5/5/2009
192159	303 REG	LD0911122	U.S. BANK, N.A.	0.150	5/6/2011	0.150	\$ 26,307.70	\$ 26,307.70	\$ 26,307.70	5/6/2009
192160	303 REG	LD0911130	U.S. BANK, N.A.	0.150	5/6/2011	0.150	\$ 29,734.71	\$ 29,734.71	\$ 29,734.71	5/6/2009
192161	303 REG	LD0911148	U.S. BANK, N.A.	0.150	5/6/2011	0.150	\$ 166,491.49	\$ 166,491.49	\$ 166,491.49	5/6/2009
192166	303 REG	LD0911171	CITIZENS NATIONAL OF BLUFFTON	0.150	5/6/2011	0.150	\$ 82,673.73	\$ 82,673.73	\$ 82,673.73	5/6/2009
192167	303 REG	LD0911189	CHARTER ONE MAIN BR RBS CITIZENS	0.150	5/6/2011	0.150	\$ 78,000.00	\$ 78,000.00	\$ 78,000.00	5/6/2009
192168	303 REG	LD0911197	FIRST FEDERAL BANK OF THE MIDWEST	0.150	5/6/2011	0.150	\$ 67,229.97	\$ 67,229.97	\$ 67,229.97	5/6/2009
192169	303 REG	LD0911205	U.S. BANK, N.A.	0.150	5/6/2011	0.150	\$ 36,173.24	\$ 36,173.24	\$ 36,173.24	5/6/2009
192179	303 REG	LD0911213	CROGHAN COLONIAL BANK	0.150	5/6/2011	0.150	\$ 106,856.84	\$ 106,856.84	\$ 106,856.84	5/7/2009
192194	303 REG	LD0911221	MINSTER BANK	0.150	5/6/2011	0.150	\$ 400,000.00	\$ 400,000.00	\$ 400,000.00	5/8/2009
192195	303 REG	LD0911239	FARMERS NATIONAL BANK, CANFIELD	0.150	5/6/2011	0.150	\$ 286,733.07	\$ 286,733.07	\$ 286,733.07	5/8/2009
192196	303 REG	LD0911247	CONSUMERS NATIONAL BANK	0.150	5/6/2011	0.150	\$ 106,556.22	\$ 106,556.22	\$ 106,556.22	5/8/2009
192210	303 REG	LD0911254	FIRST FEDERAL BANK OF THE MIDWEST	0.150	5/6/2011	0.150	\$ 315,924.98	\$ 315,924.98	\$ 315,924.98	5/8/2009
192228	303 REG	LD0911262	CORTLAND SAVINGS & BANKING CO	0.150	5/11/2011	0.150	\$ 59,959.84	\$ 59,959.84	\$ 59,959.84	5/11/2009
192240	303 REG	LD0911270	CORTLAND SAVINGS & BANKING CO	0.150	5/12/2011	0.150	\$ 158,702.79	\$ 158,702.79	\$ 158,702.79	5/12/2009
192241	303 REG	LD0911288	FARMERS & MERCHANTS STATE BANK	0.150	5/12/2011	0.150	\$ 110,224.16	\$ 110,224.16	\$ 110,224.16	5/12/2009
192242	303 REG	LD0911296	PARK NATIONAL BANK	0.150	5/12/2011	0.150	\$ 77,095.20	\$ 77,095.20	\$ 77,095.20	5/12/2009
192243	303 REG	LD0911304	CONSUMERS NATIONAL BANK	0.150	5/12/2011	0.150	\$ 102,132.09	\$ 102,132.09	\$ 102,132.09	5/12/2009
192255	303 REG	LD0911312	ADVANTAGE BANK *	0.150	5/13/2011	0.150	\$ 201,182.55	\$ 201,182.55	\$ 201,182.55	5/13/2009
192256	303 REG	LD0911320	HEARTLAND BANK	0.150	5/13/2011	0.150	\$ 400,000.00	\$ 400,000.00	\$ 400,000.00	5/13/2009
192272	303 REG	LD0911338	PORTAGE COMMUNITY BANK	0.150	5/13/2011	0.150	\$ 383,688.59	\$ 383,688.59	\$ 383,688.59	5/14/2009
192274	303 REG	LD0911353	VINTON COUNTY NATIONAL BANK	0.150	5/13/2011	0.150	\$ 184,666.40	\$ 184,666.40	\$ 184,666.40	5/14/2009
192275	303 REG	LD0911361	CITIZENS NATIONAL BANK, SW OHIO	0.150	5/13/2011	0.150	\$ 118,001.91	\$ 118,001.91	\$ 118,001.91	5/14/2009
192286	303 REG	LD0911387	CITIZENS SAVINGS BANK, MARTINS F	0.150	5/13/2011	0.150	\$ 72,235.95	\$ 72,235.95	\$ 72,235.95	5/15/2009
192287	303 REG	LD0911395	CONSUMERS NATIONAL BANK	0.150	5/13/2011	0.150	\$ 114,381.36	\$ 114,381.36	\$ 114,381.36	5/15/2009
192288	303 REG	LD0911403	CITIZENS SAVINGS BANK, MARTINS F	0.150	5/13/2011	0.150	\$ 188,814.48	\$ 188,814.48	\$ 188,814.48	5/15/2009
192298	303 REG	LD0911411	COMMERCIAL & SAVINGS BANK, MILLE	0.150	5/13/2011	0.150	\$ 200,000.00	\$ 200,000.00	\$ 200,000.00	5/15/2009
192300	303 REG	LD0911429	CITIZENS NATIONAL OF BLUFFTON	0.150	5/18/2011	0.150	\$ 185,985.30	\$ 185,985.30	\$ 185,985.30	5/18/2009
192310	303 REG	LD0911437	ADVANTAGE BANK *	0.150	5/19/2011	0.150	\$ 205,622.94	\$ 205,622.94	\$ 205,622.94	5/19/2009
192311	303 REG	LD0911445	ADVANTAGE BANK *	0.150	5/19/2011	0.150	\$ 142,010.84	\$ 142,010.84	\$ 142,010.84	5/19/2009
192312	303 REG	LD0911452	SIGNATURE BANK, N.A.	0.150	5/19/2011	0.150	\$ 14,992.13	\$ 14,992.13	\$ 14,992.13	5/19/2009
192345	303 REG	LD0911460	FIRST NATIONAL BANK, PANDORA	0.150	5/20/2011	0.150	\$ 150,000.00	\$ 150,000.00	\$ 150,000.00	5/20/2009
192346	303 REG	LD0911478	FARMERS NATIONAL BANK, CANFIELD	0.150	5/20/2011	0.150	\$ 118,029.51	\$ 118,029.51	\$ 118,029.51	5/20/2009
192347	303 REG	LD0911486	SETTLERS BANK	0.150	5/20/2011	0.150	\$ 319,765.91	\$ 319,765.91	\$ 319,765.91	5/20/2009
192348	303 REG	LD0911494	U.S. BANK, N.A.	0.150	5/20/2011	0.150	\$ 71,062.65	\$ 71,062.65	\$ 71,062.65	5/20/2009
192367	303 REG	LD0911502	CF BANK	0.150	5/20/2011	0.150	\$ 27,206.10	\$ 27,206.10	\$ 27,206.10	5/21/2009
192394	303 REG	LD0911528	FARMERS NATIONAL BANK, CANFIELD	0.150	5/20/2011	0.150	\$ 61,083.88	\$ 61,083.88	\$ 61,083.88	5/22/2009
192396	303 REG	LD0911544	MECHANICS SAVINGS BANK	0.150	5/20/2011	0.150	\$ 109,891.38	\$ 109,891.38	\$ 109,891.38	5/22/2009
192430	303 REG	LD0911551	FIRST NATIONAL BANK, PANDORA	0.150	5/26/2011	0.150	\$ 300,000.00	\$ 300,000.00	\$ 300,000.00	5/26/2009
192431	303 REG	LD0911569	National City Bank DNU merger	0.150	5/26/2011	0.150	\$ 150,000.00	\$ 150,000.00	\$ 150,000.00	5/26/2009
192432	303 REG	LD0911577	OHIO HERITAGE BANK	0.150	5/26/2011	0.150	\$ 33,305.06	\$ 33,305.06	\$ 33,305.06	5/26/2009
192458	303 REG	LD0911064	FARMERS NATIONAL BANK, CANFIELD	0.150	5/27/2011	0.150	\$ 68,091.48	\$ 68,091.48	\$ 68,091.48	5/28/2009
192444	303 REG	LD0911585	FARMERS NATIONAL BANK, CANFIELD	0.150	5/27/2011	0.150	\$ 56,985.61	\$ 56,985.61	\$ 56,985.61	5/27/2009
192445	303 REG	LD0911593	WAYNE SAVINGS COMMUNITY BANK	0.150	5/27/2011	0.150	\$ 228,941.54	\$ 228,941.54	\$ 228,941.54	5/27/2009
192463	303 REG	LD0911619	CITIZENS SAVINGS BANK, MARTINS F	0.150	5/27/2011	0.150	\$ 140,914.28	\$ 140,914.28	\$ 140,914.28	5/28/2009
192468	303 REG	LD0911627	SIGNATURE BANK, N.A.	0.150	5/27/2011	0.150	\$ 219,632.16	\$ 219,632.16	\$ 219,632.16	5/29/2009
192505	303 REG	LD0911635	PARK NATIONAL BANK	0.150	6/1/2011	0.150	\$ 147,119.50	\$ 147,119.50	\$ 147,119.50	6/1/2009
192506	303 REG	LD0911643	FARMERS BANK & SAVINGS CO	0.150	6/1/2011	0.150	\$ 347,331.07	\$ 347,331.07	\$ 347,331.07	6/1/2009
192514	303 REG	LD0911650	HEARTLAND BANK	0.150	6/2/2011	0.150	\$ 96,893.35	\$ 96,893.35	\$ 96,893.35	6/2/2009
192515	303 REG	LD0911668	FIRST CITIZENS NATIONAL BANK	0.150	6/2/2011	0.150	\$ 162,265.63	\$ 162,265.63	\$ 162,265.63	6/2/2009

PGM: INVS\_MONTHEND\_INVENTORY  
 SOURCE: VisualQED  
 MODEL: INVENTORY  
 BASIS: SETTLEMENT  
 AS-OF: 3/31/2011

**JOSH MANDEL  
 TREASURER, STATE OF OHIO**

INVESTMENT INVENTORY  
 SETTLED POSITIONS AS OF: 3/31/11

INVT#	FUND	CUSIP	DESCRIPTION	RATE	MATURITY	YIELD	PAR AMOUNT	BOOK VALUE	MARKET VALUE	1ST PUR
192516	303 REG	LD0911676	CITIZENS NATIONAL OF BLUFFTON	0.150	6/2/2011	0.150	\$ 37,749.87	\$ 37,749.87	\$ 37,749.87	6/2/2009
192535	303 REG	LD0911684	FARMERS & MERCHANTS STATE BANK	0.150	6/3/2011	0.150	\$ 328,206.00	\$ 328,206.00	\$ 328,206.00	6/3/2009
192536	303 REG	LD0911692	CROGHAN COLONIAL BANK	0.150	6/3/2011	0.150	\$ 74,601.75	\$ 74,601.75	\$ 74,601.75	6/3/2009
192537	303 REG	LD0911700	FIRST FEDERAL BANK OFTHE MIDWEST	0.150	6/3/2011	0.150	\$ 50,000.00	\$ 50,000.00	\$ 50,000.00	6/3/2009
192540	303 REG	LD0911718	MONROE FEDERAL S&L ASSOC	0.150	6/3/2011	0.150	\$ 277,690.13	\$ 277,690.13	\$ 277,690.13	6/3/2009
192544	303 REG	LD0911726	FIRST FINANCIAL BANK, NA	0.150	6/3/2011	0.150	\$ 75,330.56	\$ 75,330.56	\$ 75,330.56	6/4/2009
192545	303 REG	LD0911734	CITIZENS SAVINGS BANK, MARTINS F	0.150	6/3/2011	0.150	\$ 98,950.54	\$ 98,950.54	\$ 98,950.54	6/4/2009
192547	303 REG	LD0911742	U.S. BANK, N.A.	0.150	6/3/2011	0.150	\$ 335,477.53	\$ 335,477.53	\$ 335,477.53	6/5/2009
192548	303 REG	LD0911759	CROGHAN COLONIAL BANK	0.150	6/3/2011	0.150	\$ 69,351.42	\$ 69,351.42	\$ 69,351.42	6/5/2009
192552	303 REG	LD0911767	CITIZENS BANK OF LOGAN	0.150	6/3/2011	0.150	\$ 400,000.00	\$ 400,000.00	\$ 400,000.00	6/5/2009
192559	303 REG	LD0911775	FIRST FEDERAL COMMUNITY BK DOVER	0.150	6/8/2011	0.150	\$ 78,517.16	\$ 78,517.16	\$ 78,517.16	6/8/2009
192569	303 REG	LD0911783	FIRST FEDERAL BANK OFTHE MIDWEST	0.150	6/9/2011	0.150	\$ 69,869.13	\$ 69,869.13	\$ 69,869.13	6/9/2009
192570	303 REG	LD0911791	CORTLAND SAVINGS & BANKING CO	0.150	6/9/2011	0.150	\$ 256,159.55	\$ 256,159.55	\$ 256,159.55	6/9/2009
192572	303 REG	LD0911817	CITIZENS BANKING CO., SANDUSKY	0.150	6/10/2011	0.150	\$ 334,187.33	\$ 334,187.33	\$ 334,187.33	6/10/2009
192579	303 REG	LD0911825	SUTTON BANK	0.150	6/10/2011	0.150	\$ 255,326.90	\$ 255,326.90	\$ 255,326.90	6/10/2009
192620	303 REG	LD0911833	WESTFIELD BANK, FSB	0.150	6/10/2011	0.150	\$ 75,000.00	\$ 75,000.00	\$ 75,000.00	6/12/2009
192622	303 REG	LD0911841	FIRST CITIZENS NATIONAL BANK	0.150	6/10/2011	0.150	\$ 28,729.10	\$ 28,729.10	\$ 28,729.10	6/12/2009
192624	303 REG	LD0911866	FIRST NATIONAL BANK, PANDORA	0.150	6/10/2011	0.150	\$ 56,400.00	\$ 56,400.00	\$ 56,400.00	6/12/2009
192625	303 REG	LD0911874	National City Bank DNU merger	0.150	6/15/2011	0.150	\$ 67,148.89	\$ 67,148.89	\$ 67,148.89	6/15/2009
192788	303 REG	LD0912112	MUTUAL FEDERAL SAVINGS	0.150	6/15/2011	0.150	\$ 325,176.25	\$ 325,176.25	\$ 325,176.25	6/26/2009
192645	303 REG	LD0911882	STATE BANK & TRUST COMPANY	0.150	6/16/2011	0.150	\$ 355,000.00	\$ 355,000.00	\$ 355,000.00	6/16/2009
192646	303 REG	LD0911890	CORTLAND SAVINGS & BANKING CO	0.150	6/16/2011	0.150	\$ 347,561.48	\$ 347,561.48	\$ 347,561.48	6/16/2009
192665	303 REG	LD0911908	PEOPLES NATIONAL BANK, NEW LEX	0.150	6/17/2011	0.150	\$ 313,457.87	\$ 313,457.87	\$ 313,457.87	6/17/2009
192666	303 REG	LD0911916	HEARTLAND BANK	0.150	6/17/2011	0.150	\$ 169,201.01	\$ 169,201.01	\$ 169,201.01	6/17/2009
192667	303 REG	LD0911924	WESTFIELD BANK, FSB	0.150	6/17/2011	0.150	\$ 150,000.00	\$ 150,000.00	\$ 150,000.00	6/17/2009
192668	303 REG	LD0911932	NORTH VALLEY BANK	0.150	6/17/2011	0.150	\$ 243,547.84	\$ 243,547.84	\$ 243,547.84	6/17/2009
192669	303 REG	LD0911940	NORTH VALLEY BANK	0.150	6/17/2011	0.150	\$ 134,409.09	\$ 134,409.09	\$ 134,409.09	6/18/2009
192682	303 REG	LD0911957	U.S. BANK, N.A.	0.150	6/17/2011	0.150	\$ 101,679.98	\$ 101,679.98	\$ 101,679.98	6/18/2009
192683	303 REG	LD0911965	CONSUMERS NATIONAL BANK	0.150	6/17/2011	0.150	\$ 299,826.83	\$ 299,826.83	\$ 299,826.83	6/18/2009
192684	303 REG	LD0911973	OLD FORT BANKING COMPANY	0.150	6/17/2011	0.150	\$ 130,119.10	\$ 130,119.10	\$ 130,119.10	6/18/2009
192703	303 REG	LD0911981	FIRST FEDERAL BANK OFTHE MIDWEST	0.150	6/17/2011	0.150	\$ 400,000.00	\$ 400,000.00	\$ 400,000.00	6/19/2009
192704	303 REG	LD0911999	FIRST FEDERAL BANK OFTHE MIDWEST	0.150	6/17/2011	0.150	\$ 48,589.82	\$ 48,589.82	\$ 48,589.82	6/19/2009
192705	303 REG	LD0912005	LCNB NATIONAL BANK	0.150	6/17/2011	0.150	\$ 350,912.81	\$ 350,912.81	\$ 350,912.81	6/19/2009
192712	303 REG	LD0912021	CITIZENS SAVINGS BANK, MARTINS F	0.150	6/22/2011	0.150	\$ 372,732.24	\$ 372,732.24	\$ 372,732.24	6/22/2009
192713	303 REG	LD0912039	United Bank, div Park DNU	0.150	6/22/2011	0.150	\$ 137,935.03	\$ 137,935.03	\$ 137,935.03	6/22/2009
192728	303 REG	LD0912054	FIRST CITIZENS NATIONAL BANK	0.150	6/23/2011	0.150	\$ 136,674.14	\$ 136,674.14	\$ 136,674.14	6/23/2009
192729	303 REG	LD0912062	CITIZENS NATIONAL OF BLUFFTON	0.150	6/23/2011	0.150	\$ 32,296.13	\$ 32,296.13	\$ 32,296.13	6/23/2009
192757	303 REG	LD0912070	FIRST CITIZENS NATIONAL BANK	0.150	6/24/2011	0.150	\$ 296,081.56	\$ 296,081.56	\$ 296,081.56	6/24/2009
192778	303 REG	LD0912088	SETTLERS BANK	0.150	6/24/2011	0.150	\$ 123,144.08	\$ 123,144.08	\$ 123,144.08	6/25/2009
192784	303 REG	LD0912096	U.S. BANK, N.A.	0.150	6/24/2011	0.150	\$ 234,222.97	\$ 234,222.97	\$ 234,222.97	6/26/2009
192787	303 REG	LD0912104	U.S. BANK, N.A.	0.150	6/24/2011	0.150	\$ 119,051.41	\$ 119,051.41	\$ 119,051.41	6/26/2009
192789	303 REG	LD0912120	NORTH VALLEY BANK	0.150	6/24/2011	0.150	\$ 138,206.38	\$ 138,206.38	\$ 138,206.38	6/26/2009
192817	303 REG	LD0912138	FIRST FINANCIAL BANK, NA	0.150	6/30/2011	0.150	\$ 131,609.83	\$ 131,609.83	\$ 131,609.83	6/30/2009
192819	303 REG	LD0912153	FORT JENNINGS STATE BANK	0.150	6/30/2011	0.150	\$ 192,193.43	\$ 192,193.43	\$ 192,193.43	6/30/2009
192831	303 REG	LD1000040	U.S. BANK, N.A.	0.150	6/30/2011	0.150	\$ 215,033.82	\$ 215,033.82	\$ 215,033.82	7/1/2009
192832	303 REG	LD1000057	U.S. BANK, N.A.	0.150	6/30/2011	0.150	\$ 274,863.02	\$ 274,863.02	\$ 274,863.02	7/1/2009
192829	303 REG	LD1000024	WESTFIELD BANK, FSB	0.150	7/1/2011	0.150	\$ 125,747.22	\$ 125,747.22	\$ 125,747.22	7/1/2009
192830	303 REG	LD1000032	CITIZENS SAVINGS BANK, MARTINS F	0.150	7/1/2011	0.150	\$ 86,894.57	\$ 86,894.57	\$ 86,894.57	7/1/2009
192833	303 REG	LD1000065	METAMORA STATE BANK	0.150	7/1/2011	0.150	\$ 75,000.00	\$ 75,000.00	\$ 75,000.00	7/1/2009
192845	303 REG	LD1000073	LCNB NATIONAL BANK	0.150	7/1/2011	0.150	\$ 62,751.16	\$ 62,751.16	\$ 62,751.16	7/2/2009
192846	303 REG	LD1000081	DELAWARE COUNTY BANK & TRUST CO*	0.150	7/1/2011	0.150	\$ 234,589.10	\$ 234,589.10	\$ 234,589.10	7/2/2009
192847	303 REG	LD1000099	FIRST FEDERAL BANK OFTHE MIDWEST	0.150	7/1/2011	0.150	\$ 17,967.97	\$ 17,967.97	\$ 17,967.97	7/2/2009
192848	303 REG	LD1000107	CITIZENS NATIONAL OF BLUFFTON	0.150	7/1/2011	0.150	\$ 38,099.29	\$ 38,099.29	\$ 38,099.29	7/2/2009
192849	303 REG	LD1000115	DELAWARE COUNTY BANK & TRUST CO*	0.150	7/1/2011	0.150	\$ 36,959.87	\$ 36,959.87	\$ 36,959.87	7/2/2009
192858	303 REG	LD1000123	WESBANCO BANK, INC	0.150	7/6/2011	0.150	\$ 247,012.01	\$ 247,012.01	\$ 247,012.01	7/6/2009
192860	303 REG	LD1000131	National City Bank DNU merger	0.150	7/6/2011	0.150	\$ 400,000.00	\$ 400,000.00	\$ 400,000.00	7/6/2009
192862	303 REG	LD1000149	FARMERS & MERCHANTS STATE BANK	0.150	7/6/2011	0.150	\$ 147,064.13	\$ 147,064.13	\$ 147,064.13	7/6/2009

PGM: INVS\_MONTHEND\_INVENTORY  
 SOURCE: VisualQED  
 MODEL: INVENTORY  
 BASIS: SETTLEMENT  
 AS-OF: 3/31/2011

**JOSH MANDEL  
 TREASURER, STATE OF OHIO**

INVESTMENT INVENTORY  
 SETTLED POSITIONS AS OF: 3/31/11

INVT#	FUND	CUSIP	DESCRIPTION	RATE	MATURITY	YIELD	PAR AMOUNT	BOOK VALUE	MARKET VALUE	1ST PUR
203117	303 REG	LD1000149	FARMERS & MERCHANTS STATE BANK	0.150	7/6/2011	0.150	\$ 98,307.57	\$ 98,307.57	\$ 98,307.57	1/6/2011
192870	303 REG	LD1000156	METAMORA STATE BANK	0.150	7/6/2011	0.150	\$ 103,420.92	\$ 103,420.92	\$ 103,420.92	7/6/2009
192871	303 REG	LD1000164	FIRST NATIONAL BANK, PANDORA	0.150	7/6/2011	0.150	\$ 194,776.34	\$ 194,776.34	\$ 194,776.34	7/6/2009
192873	303 REG	LD1000172	FIRST NATIONAL BANK, PANDORA	0.150	7/6/2011	0.150	\$ 42,859.17	\$ 42,859.17	\$ 42,859.17	7/6/2009
192874	303 REG	LD1000180	FIRST NATIONAL BANK, PANDORA	0.150	7/6/2011	0.150	\$ 101,067.49	\$ 101,067.49	\$ 101,067.49	7/6/2009
192876	303 REG	LD1000198	FIRST FEDERAL BANK OF THE MIDWEST	0.150	7/7/2011	0.150	\$ 400,000.00	\$ 400,000.00	\$ 400,000.00	7/7/2009
192887	303 REG	LD1000206	CITIZENS BANKING CO., SANDUSKY	0.150	7/8/2011	0.150	\$ 253,419.92	\$ 253,419.92	\$ 253,419.92	7/8/2009
192889	303 REG	LD1000214	FARMERS & MERCHANTS STATE BANK	0.150	7/8/2011	0.150	\$ 96,143.77	\$ 96,143.77	\$ 96,143.77	7/8/2009
192896	303 REG	LD1000222	FIRST NATIONAL BANK, PANDORA	0.150	7/8/2011	0.150	\$ 375,918.84	\$ 375,918.84	\$ 375,918.84	7/8/2009
192900	303 REG	LD1000230	FARMERS NATIONAL BANK, CANFIELD	0.150	7/8/2011	0.150	\$ 250,430.21	\$ 250,430.21	\$ 250,430.21	7/9/2009
192901	303 REG	LD1000248	National City Bank DNU merger	0.150	7/8/2011	0.150	\$ 169,972.41	\$ 169,972.41	\$ 169,972.41	7/9/2009
192902	303 REG	LD1000255	U.S. BANK, N.A.	0.150	7/8/2011	0.150	\$ 14,909.66	\$ 14,909.66	\$ 14,909.66	7/9/2009
192903	303 REG	LD1000263	DELAWARE COUNTY BANK & TRUST CO*	0.150	7/8/2011	0.150	\$ 33,876.57	\$ 33,876.57	\$ 33,876.57	7/9/2009
192904	303 REG	LD1000271	STATE BANK & TRUST COMPANY	0.150	7/8/2011	0.150	\$ 400,000.00	\$ 400,000.00	\$ 400,000.00	7/9/2009
192930	303 REG	LD1000289	FARMERS BANK & SAVINGS CO	0.150	7/14/2011	0.150	\$ 231,636.64	\$ 231,636.64	\$ 231,636.64	7/14/2009
192946	303 REG	LD1000016	PORTAGE COMMUNITY BANK	0.150	7/15/2011	0.150	\$ 349,145.31	\$ 349,145.31	\$ 349,145.31	7/15/2009
192948	303 REG	LD1000305	OHIO HERITAGE BANK	0.150	7/15/2011	0.150	\$ 371,609.76	\$ 371,609.76	\$ 371,609.76	7/15/2009
192949	303 REG	LD1000313	FIRST FEDERAL BANK OF THE MIDWEST	0.150	7/15/2011	0.150	\$ 155,023.68	\$ 155,023.68	\$ 155,023.68	7/15/2009
192950	303 REG	LD1000321	Second NB, div Park DNU	0.150	7/15/2011	0.150	\$ 33,065.14	\$ 33,065.14	\$ 33,065.14	7/15/2009
192951	303 REG	LD1000339	OLD FORT BANKING COMPANY	0.150	7/15/2011	0.150	\$ 294,717.84	\$ 294,717.84	\$ 294,717.84	7/15/2009
192965	303 REG	LD1000354	WESTFIELD BANK, FSB	0.150	7/15/2011	0.150	\$ 306,120.58	\$ 306,120.58	\$ 306,120.58	7/16/2009
192967	303 REG	LD1000362	CONSUMERS NATIONAL BANK	0.150	7/15/2011	0.150	\$ 348,592.23	\$ 348,592.23	\$ 348,592.23	7/17/2009
192968	303 REG	LD1000370	FARMERS NATIONAL BANK, CANFIELD	0.150	7/15/2011	0.150	\$ 68,152.49	\$ 68,152.49	\$ 68,152.49	7/17/2009
192969	303 REG	LD1000388	FORT JENNINGS STATE BANK	0.150	7/15/2011	0.150	\$ 282,675.07	\$ 282,675.07	\$ 282,675.07	7/17/2009
192971	303 REG	LD1000396	FORT JENNINGS STATE BANK	0.150	7/15/2011	0.150	\$ 79,815.35	\$ 79,815.35	\$ 79,815.35	7/17/2009
192978	303 REG	LD1000404	CF BANK	0.150	7/20/2011	0.150	\$ 329,237.74	\$ 329,237.74	\$ 329,237.74	7/20/2009
192989	303 REG	LD1000412	FARMERS & MERCHANTS STATE BANK	0.150	7/21/2011	0.150	\$ 255,636.00	\$ 255,636.00	\$ 255,636.00	7/21/2009
192990	303 REG	LD1000420	UNION BANK COMPANY, COLS GROVE	0.150	7/21/2011	0.150	\$ 371,222.61	\$ 371,222.61	\$ 371,222.61	7/21/2009
193005	303 REG	LD1000438	COMMUNITY BANK, CROOKSVILLE	0.150	7/22/2011	0.150	\$ 82,000.00	\$ 82,000.00	\$ 82,000.00	7/22/2009
193006	303 REG	LD1000446	FIRST NATIONAL BANK, PANDORA	0.150	7/22/2011	0.150	\$ 58,585.41	\$ 58,585.41	\$ 58,585.41	7/22/2009
193022	303 REG	LD1000453	GENOA BANKING COMPANY	0.150	7/22/2011	0.150	\$ 243,912.72	\$ 243,912.72	\$ 243,912.72	7/23/2009
193024	303 REG	LD1000461	GENOA BANKING COMPANY	0.150	7/22/2011	0.150	\$ 400,000.00	\$ 400,000.00	\$ 400,000.00	7/23/2009
193025	303 REG	LD1000479	FIRST STATE BANK OF ADAMS COUNTY	0.150	7/22/2011	0.150	\$ 366,671.90	\$ 366,671.90	\$ 366,671.90	7/23/2009
193026	303 REG	LD1000487	OLD FORT BANKING COMPANY	0.150	7/22/2011	0.150	\$ 379,852.37	\$ 379,852.37	\$ 379,852.37	7/23/2009
193038	303 REG	LD1000495	National City Bank DNU merger	0.150	7/22/2011	0.150	\$ 122,284.15	\$ 122,284.15	\$ 122,284.15	7/24/2009
193048	303 REG	LD1000503	VINTON COUNTY NATIONAL BANK	0.150	7/27/2011	0.150	\$ 7,371.41	\$ 7,371.41	\$ 7,371.41	7/27/2009
193049	303 REG	LD1000511	NATIONAL BANK OF OAK HARBOR	0.150	7/27/2011	0.150	\$ 109,789.62	\$ 109,789.62	\$ 109,789.62	7/27/2009
193050	303 REG	LD1000529	CONSUMERS NATIONAL BANK	0.150	7/27/2011	0.150	\$ 186,912.90	\$ 186,912.90	\$ 186,912.90	7/27/2009
193051	303 REG	LD1000537	CONSUMERS NATIONAL BANK	0.150	7/27/2011	0.150	\$ 48,383.71	\$ 48,383.71	\$ 48,383.71	7/27/2009
193056	303 REG	LD1000545	COMMUNITY BANK, CROOKSVILLE	0.150	7/28/2011	0.150	\$ 200,000.00	\$ 200,000.00	\$ 200,000.00	7/28/2009
193057	303 REG	LD1000552	WESTERN RESERVE BANK	0.150	7/28/2011	0.150	\$ 283,357.98	\$ 283,357.98	\$ 283,357.98	7/28/2009
193058	303 REG	LD1000560	CORTLAND SAVINGS & BANKING CO	0.150	7/28/2011	0.150	\$ 189,209.28	\$ 189,209.28	\$ 189,209.28	7/28/2009
193069	303 REG	LD1000578	CITIZENS SAVINGS BANK, MARTINS F	0.150	7/29/2011	0.150	\$ 17,060.79	\$ 17,060.79	\$ 17,060.79	7/29/2009
193070	303 REG	LD1000586	FIRST NATIONAL BANK, PANDORA	0.150	7/29/2011	0.150	\$ 65,800.00	\$ 65,800.00	\$ 65,800.00	7/29/2009
193076	303 REG	LD1000594	HOME LOAN SAVINGS BANK	0.150	7/29/2011	0.150	\$ 261,934.68	\$ 261,934.68	\$ 261,934.68	7/30/2009
193077	303 REG	LD1000602	CITIZENS SAVINGS BANK, MARTINS F	0.150	7/29/2011	0.150	\$ 387,429.15	\$ 387,429.15	\$ 387,429.15	7/30/2009
193078	303 REG	LD1000610	FARMERS NATIONAL BANK, CANFIELD	0.150	7/29/2011	0.150	\$ 326,525.47	\$ 326,525.47	\$ 326,525.47	7/30/2009
193090	303 REG	LD1000628	HOME LOAN SAVINGS BANK	0.150	7/29/2011	0.150	\$ 243,288.11	\$ 243,288.11	\$ 243,288.11	7/31/2009
199254	303 REG	LD1100725	FIRST NATIONAL BANK, PANDORA	0.150	7/29/2011	0.150	\$ 527,781.62	\$ 527,781.62	\$ 527,781.62	7/30/2010
193102	303 REG	LD1000636	National City Bank DNU merger	0.150	8/3/2011	0.150	\$ 64,104.70	\$ 64,104.70	\$ 64,104.70	8/3/2009
193115	303 REG	LD1000644	LAKE NATIONAL BANK	0.150	8/3/2011	0.150	\$ 91,895.71	\$ 91,895.71	\$ 91,895.71	8/3/2009
193118	303 REG	LD1000651	HOCKING VALLEY BANK	0.150	8/3/2011	0.150	\$ 194,824.44	\$ 194,824.44	\$ 194,824.44	8/3/2009
193120	303 REG	LD1000669	AMERICAN SAVINGS BANK, FSB	0.150	8/4/2011	0.150	\$ 95,061.74	\$ 95,061.74	\$ 95,061.74	8/4/2009
193121	303 REG	LD1000677	CITIZENS NATIONAL OF BLUFFTON	0.150	8/4/2011	0.150	\$ 178,333.09	\$ 178,333.09	\$ 178,333.09	8/4/2009
193143	303 REG	LD1000685	CONSUMERS NATIONAL BANK	0.150	8/5/2011	0.150	\$ 76,405.76	\$ 76,405.76	\$ 76,405.76	8/5/2009
193144	303 REG	LD1000693	CORTLAND SAVINGS & BANKING CO	0.150	8/5/2011	0.150	\$ 139,473.83	\$ 139,473.83	\$ 139,473.83	8/5/2009
193145	303 REG	LD1000701	FARMERS NATIONAL BANK, CANFIELD	0.150	8/5/2011	0.150	\$ 141,231.36	\$ 141,231.36	\$ 141,231.36	8/7/2009

PGM: INVS\_MONTHEND\_INVENTORY  
 SOURCE: VisualQED  
 MODEL: INVENTORY  
 BASIS: SETTLEMENT  
 AS-OF: 3/31/2011

**JOSH MANDEL  
 TREASURER, STATE OF OHIO**

INVESTMENT INVENTORY  
 SETTLED POSITIONS AS OF: 3/31/11

INVT#	FUND	CUSIP	DESCRIPTION	RATE	MATURITY	YIELD	PAR AMOUNT	BOOK VALUE	MARKET VALUE	1ST PUR
193146	303 REG	LD1000719	FIRST FEDERAL BANK OFTHE MIDWEST	0.150	8/5/2011	0.150	\$ 77,696.77	\$ 77,696.77	\$ 77,696.77	8/5/2009
193173	303 REG	LD1000727	AMERICAN SAVINGS BANK, FSB	0.150	8/10/2011	0.150	\$ 150,000.00	\$ 150,000.00	\$ 150,000.00	8/10/2009
193174	303 REG	LD1000735	CF BANK	0.150	8/10/2011	0.150	\$ 327,944.54	\$ 327,944.54	\$ 327,944.54	8/10/2009
193199	303 REG	LD1000750	National City Bank DNU merger	0.150	8/11/2011	0.150	\$ 170,989.24	\$ 170,989.24	\$ 170,989.24	8/11/2009
193200	303 REG	LD1000768	FARMERS NATIONAL BANK, CANFIELD	0.150	8/11/2011	0.150	\$ 342,627.59	\$ 342,627.59	\$ 342,627.59	8/11/2009
193201	303 REG	LD1000776	COMMERCIAL & SAVINGS BANK, MILLE	0.150	8/11/2011	0.150	\$ 274,734.40	\$ 274,734.40	\$ 274,734.40	8/11/2009
193217	303 REG	LD1000784	FARMERS STATE BANK, NEW MADISON	0.150	8/12/2011	0.150	\$ 122,660.20	\$ 122,660.20	\$ 122,660.20	8/13/2009
193265	303 REG	LD1000792	CITIZENS NATIONAL OF BLUFFTON	0.150	8/12/2011	0.150	\$ 137,129.49	\$ 137,129.49	\$ 137,129.49	8/14/2009
193278	303 REG	LD1000800	U.S. BANK, N.A.	0.150	8/18/2011	0.150	\$ 14,327.78	\$ 14,327.78	\$ 14,327.78	8/18/2009
193279	303 REG	LD1000818	U.S. BANK, N.A.	0.150	8/18/2011	0.150	\$ 388,068.60	\$ 388,068.60	\$ 388,068.60	8/18/2009
193280	303 REG	LD1000826	KEYBANK, NA	0.150	8/18/2011	0.150	\$ 33,205.69	\$ 33,205.69	\$ 33,205.69	8/18/2009
193281	303 REG	LD1000834	Second NB, div Park DNU	0.150	8/18/2011	0.150	\$ 217,330.24	\$ 217,330.24	\$ 217,330.24	8/18/2009
193282	303 REG	LD1000842	DELAWARE COUNTY BANK & TRUST CO*	0.150	8/18/2011	0.150	\$ 204,105.51	\$ 204,105.51	\$ 204,105.51	8/18/2009
193283	303 REG	LD1000859	OLD FORT BANKING COMPANY	0.150	8/18/2011	0.150	\$ 30,019.46	\$ 30,019.46	\$ 30,019.46	8/18/2009
193285	303 REG	LD1000875	CITIZENS NATIONAL OF BLUFFTON	0.150	8/18/2011	0.150	\$ 45,468.61	\$ 45,468.61	\$ 45,468.61	8/18/2009
193298	303 REG	LD1000883	WESTFIELD BANK, FSB	0.150	8/19/2011	0.150	\$ 43,451.25	\$ 43,451.25	\$ 43,451.25	8/19/2009
193305	303 REG	LD1000909	DELAWARE COUNTY BANK & TRUST CO*	0.150	8/19/2011	0.150	\$ 136,368.27	\$ 136,368.27	\$ 136,368.27	8/20/2009
193309	303 REG	LD1000917	FIRST NATIONAL BANK, DENNISON	0.150	8/19/2011	0.150	\$ 258,178.86	\$ 258,178.86	\$ 258,178.86	8/20/2009
193319	303 REG	LD1000925	FARMERS NATIONAL BANK, CANFIELD	0.150	8/19/2011	0.150	\$ 373,188.11	\$ 373,188.11	\$ 373,188.11	8/21/2009
193331	303 REG	LD1000933	SIGNATURE BANK, N.A.	0.150	8/24/2011	0.150	\$ 81,643.32	\$ 81,643.32	\$ 81,643.32	8/24/2009
193350	303 REG	LD1000941	U.S. BANK, N.A.	0.150	8/25/2011	0.150	\$ 16,522.24	\$ 16,522.24	\$ 16,522.24	8/25/2009
193351	303 REG	LD1000958	U.S. BANK, N.A.	0.150	8/25/2011	0.150	\$ 400,000.00	\$ 400,000.00	\$ 400,000.00	8/25/2009
193361	303 REG	LD1000966	CITIZENS SAVINGS BANK, MARTINS F	0.150	8/26/2011	0.150	\$ 94,129.64	\$ 94,129.64	\$ 94,129.64	8/26/2009
193370	303 REG	LD1000974	CITIZENS SAVINGS BANK, MARTINS F	0.150	8/26/2011	0.150	\$ 143,800.03	\$ 143,800.03	\$ 143,800.03	8/27/2009
193375	303 REG	LD1000982	HUNTINGTON NATIONAL BANK, NA	0.150	8/26/2011	0.150	\$ 63,927.97	\$ 63,927.97	\$ 63,927.97	8/28/2009
193376	303 REG	LD1000990	HUNTINGTON NATIONAL BANK, NA	0.150	8/26/2011	0.150	\$ 49,471.43	\$ 49,471.43	\$ 49,471.43	8/28/2009
193403	303 REG	LD1001006	SUTTON BANK	0.150	9/2/2011	0.150	\$ 15,606.32	\$ 15,606.32	\$ 15,606.32	9/2/2009
193404	303 REG	LD1001014	FIRST CITIZENS NATIONAL BANK	0.150	9/2/2011	0.150	\$ 57,798.82	\$ 57,798.82	\$ 57,798.82	9/2/2009
193406	303 REG	LD1001022	VINTON COUNTY NATIONAL BANK	0.150	9/2/2011	0.150	\$ 123,187.90	\$ 123,187.90	\$ 123,187.90	9/2/2009
193413	303 REG	LD1001030	CITIZENS SAVINGS BANK, MARTINS F	0.150	9/2/2011	0.150	\$ 79,011.26	\$ 79,011.26	\$ 79,011.26	9/3/2009
193414	303 REG	LD1001048	HUNTINGTON NATIONAL BANK, NA	0.150	9/2/2011	0.150	\$ 100,681.00	\$ 100,681.00	\$ 100,681.00	9/3/2009
193418	303 REG	LD1001055	FIRST NATIONAL BANK, PANDORA	0.150	9/2/2011	0.150	\$ 249,798.98	\$ 249,798.98	\$ 249,798.98	9/3/2009
193428	303 REG	LD1001063	COMMUNITY FIRST BANK	0.150	9/2/2011	0.150	\$ 58,277.43	\$ 58,277.43	\$ 58,277.43	9/4/2009
193429	303 REG	LD1001071	Second NB, div Park DNU	0.150	9/2/2011	0.150	\$ 47,546.06	\$ 47,546.06	\$ 47,546.06	9/4/2009
193444	303 REG	LD1001089	U.S. BANK, N.A.	0.150	9/9/2011	0.150	\$ 15,865.49	\$ 15,865.49	\$ 15,865.49	9/9/2009
193445	303 REG	LD1001097	OLD FORT BANKING COMPANY	0.150	9/9/2011	0.150	\$ 272,330.74	\$ 272,330.74	\$ 272,330.74	9/9/2009
193446	303 REG	LD1001105	U.S. BANK, N.A.	0.150	9/9/2011	0.150	\$ 251,696.18	\$ 251,696.18	\$ 251,696.18	9/9/2009
193448	303 REG	LD1001121	FIRST FEDERAL BANK OFTHE MIDWEST	0.150	9/9/2011	0.150	\$ 100,076.56	\$ 100,076.56	\$ 100,076.56	9/9/2009
193449	303 REG	LD1001139	U.S. BANK, N.A.	0.150	9/9/2011	0.150	\$ 20,875.17	\$ 20,875.17	\$ 20,875.17	9/9/2009
193454	303 REG	LD1001147	FIRST FEDERAL BANK OFTHE MIDWEST	0.150	9/9/2011	0.150	\$ 221,131.81	\$ 221,131.81	\$ 221,131.81	9/10/2009
193468	303 REG	LD1001162	COMMUNITY BANK, CROOKSVILLE	0.150	9/9/2011	0.150	\$ 150,000.00	\$ 150,000.00	\$ 150,000.00	9/11/2009
193470	303 REG	LD1001170	METAMORA STATE BANK	0.150	9/9/2011	0.150	\$ 30,274.21	\$ 30,274.21	\$ 30,274.21	9/11/2009
193487	303 REG	LD1001188	PARK VIEW FED SAVING *	0.150	9/14/2011	0.150	\$ 12,876.74	\$ 12,876.74	\$ 12,876.74	9/14/2009
193507	303 REG	LD1001196	NORTH VALLEY BANK	0.150	9/16/2011	0.150	\$ 378,744.53	\$ 378,744.53	\$ 378,744.53	9/16/2009
193523	303 REG	LD1001204	U.S. BANK, N.A.	0.150	9/16/2011	0.150	\$ 167,505.42	\$ 167,505.42	\$ 167,505.42	9/17/2009
193524	303 REG	LD1001212	U.S. BANK, N.A.	0.150	9/16/2011	0.150	\$ 175,000.00	\$ 175,000.00	\$ 175,000.00	9/17/2009
193525	303 REG	LD1001220	U.S. BANK, N.A.	0.150	9/16/2011	0.150	\$ 125,652.29	\$ 125,652.29	\$ 125,652.29	9/17/2009
193526	303 REG	LD1001238	LIBERTY SAVINGS BANK *	0.150	9/16/2011	0.150	\$ 354,513.51	\$ 354,513.51	\$ 354,513.51	9/18/2009
193533	303 REG	LD1001246	FIRST NATIONAL BANK, DENNISON	0.150	9/16/2011	0.150	\$ 215,148.35	\$ 215,148.35	\$ 215,148.35	9/18/2009
193535	303 REG	LD1001253	Richland Trust Co, div Park DNU	0.150	9/21/2011	0.150	\$ 107,620.95	\$ 107,620.95	\$ 107,620.95	9/21/2009
193536	303 REG	LD1001261	Second NB, div Park DNU	0.150	9/21/2011	0.150	\$ 102,258.89	\$ 102,258.89	\$ 102,258.89	9/21/2009
193566	303 REG	LD1001279	CROGHAN COLONIAL BANK	0.150	9/23/2011	0.150	\$ 3,168.24	\$ 3,168.24	\$ 3,168.24	9/23/2009
193567	303 REG	LD1001287	WESBANCO BANK, INC	0.150	9/23/2011	0.150	\$ 70,386.61	\$ 70,386.61	\$ 70,386.61	9/23/2009
193569	303 REG	LD1001295	CITIZENS SAVINGS BANK, MARTINS F	0.150	9/23/2011	0.150	\$ 118,340.74	\$ 118,340.74	\$ 118,340.74	9/23/2009
193595	303 REG	LD1001303	LORAIN NATIONAL BANK	0.150	9/23/2011	0.150	\$ 52,203.26	\$ 52,203.26	\$ 52,203.26	9/25/2009
193610	303 REG	LD1001311	FIRST CITIZENS NATIONAL BANK	0.150	9/28/2011	0.150	\$ 251,766.30	\$ 251,766.30	\$ 251,766.30	9/28/2009
193611	303 REG	LD1001329	OLD FORT BANKING COMPANY	0.150	9/28/2011	0.150	\$ 186,244.01	\$ 186,244.01	\$ 186,244.01	9/28/2009

PGM: INVS\_MONTHEND\_INVENTORY  
SOURCE: VisualQED  
MODEL: INVENTORY  
BASIS: SETTLEMENT  
AS-OF: 3/31/2011

JOSH MANDEL  
TREASURER, STATE OF OHIO

INVESTMENT INVENTORY  
SETTLED POSITIONS AS OF: 3/31/11

INVT#	FUND	CUSIP	DESCRIPTION	RATE	MATURITY	YIELD	PAR AMOUNT	BOOK VALUE	MARKET VALUE	1ST PUR
193616	303 REG	LD1001337	ARLINGTON BANK	0.150	9/28/2011	0.150	\$ 175,538.49	\$ 175,538.49	\$ 175,538.49	9/28/2009
193627	303 REG	LD1001345	U.S. BANK, N.A.	0.150	9/30/2011	0.150	\$ 400,000.00	\$ 400,000.00	\$ 400,000.00	9/30/2009
193629	303 REG	LD1001352	U.S. BANK, N.A.	0.150	9/30/2011	0.150	\$ 43,140.97	\$ 43,140.97	\$ 43,140.97	9/30/2009
193631	303 REG	LD1001360	CITIZENS SAVINGS BANK, MARTINS F	0.150	9/30/2011	0.150	\$ 321,738.42	\$ 321,738.42	\$ 321,738.42	9/30/2009
193663	303 REG	LD1001378	OSGOOD STATE BANK	0.150	9/30/2011	0.150	\$ 24,635.08	\$ 24,635.08	\$ 24,635.08	10/2/2009
193665	303 REG	LD1001386	HOME LOAN SAVINGS BANK	0.150	9/30/2011	0.150	\$ 324,995.94	\$ 324,995.94	\$ 324,995.94	10/2/2009
193667	303 REG	LD1001402	FIRST NATIONAL BANK, PANDORA	0.150	9/30/2011	0.150	\$ 29,192.65	\$ 29,192.65	\$ 29,192.65	10/2/2009
193684	303 REG	LD1001410	NATIONAL BANK & TRUST COMPANY	0.150	10/6/2011	0.150	\$ 224,606.80	\$ 224,606.80	\$ 224,606.80	10/6/2009
193685	303 REG	LD1001428	NATIONAL BANK & TRUST COMPANY	0.150	10/6/2011	0.150	\$ 241,545.28	\$ 241,545.28	\$ 241,545.28	10/6/2009
193686	303 REG	LD1001436	FIRST NATIONAL BANK, PANDORA	0.150	10/6/2011	0.150	\$ 94,305.01	\$ 94,305.01	\$ 94,305.01	10/6/2009
193688	303 REG	LD1001451	CF BANK	0.150	10/6/2011	0.150	\$ 172,886.95	\$ 172,886.95	\$ 172,886.95	10/6/2009
193702	303 REG	LD1001469	FARMERS NATIONAL BANK, CANFIELD	0.150	10/7/2011	0.150	\$ 331,150.53	\$ 331,150.53	\$ 331,150.53	10/7/2009
193703	303 REG	LD1001477	PARK NATIONAL BANK	0.150	10/7/2011	0.150	\$ 400,000.00	\$ 400,000.00	\$ 400,000.00	10/7/2009
193704	303 REG	LD1001485	FIRST CITIZENS NATIONAL BANK	0.150	10/7/2011	0.150	\$ 142,426.42	\$ 142,426.42	\$ 142,426.42	10/7/2009
193712	303 REG	LD1001501	CITIZENS SAVINGS BANK, MARTINS F	0.150	10/7/2011	0.150	\$ 41,926.94	\$ 41,926.94	\$ 41,926.94	10/8/2009
193713	303 REG	LD1001519	LORAIN NATIONAL BANK	0.150	10/7/2011	0.150	\$ 281,121.59	\$ 281,121.59	\$ 281,121.59	10/8/2009
193714	303 REG	LD1001527	HUNTINGTON NATIONAL BANK, NA	0.150	10/7/2011	0.150	\$ 174,938.08	\$ 174,938.08	\$ 174,938.08	10/8/2009
193715	303 REG	LD1001535	HUNTINGTON NATIONAL BANK, NA	0.150	10/7/2011	0.150	\$ 174,955.02	\$ 174,955.02	\$ 174,955.02	10/8/2009
193716	303 REG	LD1001543	FARMERS NATIONAL BANK, CANFIELD	0.150	10/7/2011	0.150	\$ 106,004.38	\$ 106,004.38	\$ 106,004.38	10/8/2009
193724	303 REG	LD1001550	COMMERCIAL & SAVINGS BANK, MILLE	0.150	10/7/2011	0.150	\$ 332,616.50	\$ 332,616.50	\$ 332,616.50	10/8/2009
193727	303 REG	LD1001568	CITIZENS SAVINGS BANK, MARTINS F	0.150	10/7/2011	0.150	\$ 26,742.53	\$ 26,742.53	\$ 26,742.53	10/9/2009
193740	303 REG	LD1001576	FIRST NATIONAL BANK, PANDORA	0.150	10/13/2011	0.150	\$ 400,000.00	\$ 400,000.00	\$ 400,000.00	10/13/2009
193741	303 REG	LD1001584	U.S. BANK, N.A.	0.150	10/13/2011	0.150	\$ 76,886.54	\$ 76,886.54	\$ 76,886.54	10/13/2009
193742	303 REG	LD1001592	U.S. BANK, N.A.	0.150	10/13/2011	0.150	\$ 195,853.94	\$ 195,853.94	\$ 195,853.94	10/13/2009
193743	303 REG	LD1001600	U.S. BANK, N.A.	0.150	10/13/2011	0.150	\$ 246,611.46	\$ 246,611.46	\$ 246,611.46	10/13/2009
193744	303 REG	LD1001618	FORT JENNINGS STATE BANK	0.150	10/13/2011	0.150	\$ 59,180.13	\$ 59,180.13	\$ 59,180.13	10/13/2009
193745	303 REG	LD1001626	HUNTINGTON NATIONAL BANK, NA	0.150	10/13/2011	0.150	\$ 148,857.87	\$ 148,857.87	\$ 148,857.87	10/13/2009
193831	303 REG	LD1001634	CORTLAND SAVINGS & BANKING CO	0.150	10/14/2011	0.150	\$ 36,329.45	\$ 36,329.45	\$ 36,329.45	10/15/2009
193874	303 REG	LD1001667	FIRSTMERIT BANK, NA	0.150	10/20/2011	0.150	\$ 326,666.63	\$ 326,666.63	\$ 326,666.63	10/20/2009
193875	303 REG	LD1001675	FIRST FEDERAL BANK OFTHE MIDWEST	0.150	10/20/2011	0.150	\$ 100,000.00	\$ 100,000.00	\$ 100,000.00	10/20/2009
193882	303 REG	LD1001683	PARK NATIONAL BANK	0.150	10/21/2011	0.150	\$ 400,000.00	\$ 400,000.00	\$ 400,000.00	10/21/2009
193884	303 REG	LD1001691	FIRST FEDERAL BANK OFTHE MIDWEST	0.150	10/21/2011	0.150	\$ 22,827.08	\$ 22,827.08	\$ 22,827.08	10/21/2009
193899	303 REG	LD1001709	United Bank, div Park DNU	0.150	10/21/2011	0.150	\$ 262,463.44	\$ 262,463.44	\$ 262,463.44	10/22/2009
193925	303 REG	LD1001717	FIRST MERCHANTS BANK N.A.	0.150	10/26/2011	0.150	\$ 400,000.00	\$ 400,000.00	\$ 400,000.00	10/26/2009
193926	303 REG	LD1001725	NATIONAL BANK OF OAK HARBOR	0.150	10/26/2011	0.150	\$ 219,153.80	\$ 219,153.80	\$ 219,153.80	10/26/2009
193927	303 REG	LD1001733	CITIZENS NATIONAL OF BLUFFTON	0.150	10/26/2011	0.150	\$ 129,713.60	\$ 129,713.60	\$ 129,713.60	10/26/2009
193928	303 REG	LD1001741	HEARTLAND BANK	0.150	10/26/2011	0.150	\$ 281,499.29	\$ 281,499.29	\$ 281,499.29	10/26/2009
193929	303 REG	LD1001758	OLD FORT BANKING COMPANY	0.150	10/26/2011	0.150	\$ 150,074.84	\$ 150,074.84	\$ 150,074.84	10/26/2009
193940	303 REG	LD1001766	WESTFIELD BANK, FSB	0.150	10/27/2011	0.150	\$ 123,673.29	\$ 123,673.29	\$ 123,673.29	10/27/2009
193941	303 REG	LD1001774	SAVINGS BANK	0.150	10/27/2011	0.150	\$ 301,522.06	\$ 301,522.06	\$ 301,522.06	10/27/2009
193967	303 REG	LD1001790	U.S. BANK, N.A.	0.150	10/28/2011	0.150	\$ 313,186.96	\$ 313,186.96	\$ 313,186.96	10/29/2009
193969	303 REG	LD1001808	United Bank, div Park DNU	0.150	10/28/2011	0.150	\$ 73,026.77	\$ 73,026.77	\$ 73,026.77	10/29/2009
193981	303 REG	LD1001816	COMMERCIAL & SAVINGS BANK, MILLE	0.150	10/28/2011	0.150	\$ 211,848.57	\$ 211,848.57	\$ 211,848.57	10/30/2009
193982	303 REG	LD1001824	Second NB, div Park DNU	0.150	10/28/2011	0.150	\$ 39,665.52	\$ 39,665.52	\$ 39,665.52	10/30/2009
193983	303 REG	LD1001832	OLD FORT BANKING COMPANY	0.150	10/28/2011	0.150	\$ 343,056.46	\$ 343,056.46	\$ 343,056.46	10/30/2009
193984	303 REG	LD1001840	CORTLAND SAVINGS & BANKING CO	0.150	10/28/2011	0.150	\$ 84,540.32	\$ 84,540.32	\$ 84,540.32	10/30/2009
193986	303 REG	LD1001857	LAKE NATIONAL BANK	0.150	10/28/2011	0.150	\$ 290,723.61	\$ 290,723.61	\$ 290,723.61	10/30/2009
193991	303 REG	LD1001865	KILLBUCK SAVINGS BANK CO.	0.150	11/2/2011	0.150	\$ 25,377.07	\$ 25,377.07	\$ 25,377.07	11/2/2009
193992	303 REG	LD1001873	CROGHAN COLONIAL BANK	0.150	11/2/2011	0.150	\$ 400,000.00	\$ 400,000.00	\$ 400,000.00	11/2/2009
194021	303 REG	LD1001881	COMMERCIAL SAVINGS BANK, UPPER S	0.150	11/4/2011	0.150	\$ 83,897.75	\$ 83,897.75	\$ 83,897.75	11/4/2009
194024	303 REG	LD1001899	CITIZENS NATIONAL OF BLUFFTON	0.150	11/4/2011	0.150	\$ 31,606.98	\$ 31,606.98	\$ 31,606.98	11/4/2009
194025	303 REG	LD1001907	CONSUMERS NATIONAL BANK	0.150	11/4/2011	0.150	\$ 387,363.36	\$ 387,363.36	\$ 387,363.36	11/4/2009
194034	303 REG	LD1001915	Century NB, div Park DNU	0.150	11/4/2011	0.150	\$ 400,000.00	\$ 400,000.00	\$ 400,000.00	11/4/2009
194039	303 REG	LD1001923	FARMERS NATIONAL BANK, CANFIELD	0.150	11/4/2011	0.150	\$ 249,861.66	\$ 249,861.66	\$ 249,861.66	11/5/2009
194085	303 REG	LD1001949	COMMERCIAL & SAVINGS BANK, MILLE	0.150	11/10/2011	0.150	\$ 385,538.34	\$ 385,538.34	\$ 385,538.34	11/10/2009
194086	303 REG	LD1001956	FAHEY BANKING COMPANY	0.150	11/10/2011	0.150	\$ 199,866.58	\$ 199,866.58	\$ 199,866.58	11/10/2009
194087	303 REG	LD1001964	FIRST NATIONAL BANK, PANDORA	0.150	11/10/2011	0.150	\$ 139,737.75	\$ 139,737.75	\$ 139,737.75	11/10/2009

PGM: INVS\_MONTHEND\_INVENTORY  
 SOURCE: VisualQED  
 MODEL: INVENTORY  
 BASIS: SETTLEMENT  
 AS-OF: 3/31/2011

**JOSH MANDEL  
 TREASURER, STATE OF OHIO**

INVESTMENT INVENTORY  
 SETTLED POSITIONS AS OF: 3/31/11

INVT#	FUND	CUSIP	DESCRIPTION	RATE	MATURITY	YIELD	PAR AMOUNT	BOOK VALUE	MARKET VALUE	1ST PUR
194088	303 REG	LD1001972	FARMERS NATIONAL BANK, CANFIELD	0.150	11/10/2011	0.150	\$ 264,578.86	\$ 264,578.86	\$ 264,578.86	11/10/2009
194089	303 REG	LD1001980	OSGOOD STATE BANK	0.150	11/10/2011	0.150	\$ 55,171.28	\$ 55,171.28	\$ 55,171.28	11/10/2009
194122	303 REG	LD1001998	MUTUAL FEDERAL SAVINGS	0.150	11/10/2011	0.150	\$ 60,377.50	\$ 60,377.50	\$ 60,377.50	11/12/2009
194131	303 REG	LD1002004	KINGSTON NATIONAL BANK	0.150	11/10/2011	0.150	\$ 174,620.12	\$ 174,620.12	\$ 174,620.12	11/13/2009
194132	303 REG	LD1002012	STATE BANK & TRUST COMPANY	0.150	11/10/2011	0.150	\$ 100,000.00	\$ 100,000.00	\$ 100,000.00	11/13/2009
194133	303 REG	LD1002020	FORT JENNINGS STATE BANK	0.150	11/10/2011	0.150	\$ 63,622.77	\$ 63,622.77	\$ 63,622.77	11/13/2009
194146	303 REG	LD1002038	FORT JENNINGS STATE BANK	0.150	11/16/2011	0.150	\$ 266,342.78	\$ 266,342.78	\$ 266,342.78	11/16/2009
194147	303 REG	LD1002046	SUTTON BANK	0.150	11/16/2011	0.150	\$ 22,346.67	\$ 22,346.67	\$ 22,346.67	11/16/2009
194148	303 REG	LD1002053	SUTTON BANK	0.150	11/16/2011	0.150	\$ 20,416.47	\$ 20,416.47	\$ 20,416.47	11/16/2009
194161	303 REG	LD1002079	U.S. BANK, N.A.	0.150	11/18/2011	0.150	\$ 139,671.68	\$ 139,671.68	\$ 139,671.68	11/18/2009
194162	303 REG	LD1002087	FIRST FEDERAL BANK OFTHE MIDWEST	0.150	11/18/2011	0.150	\$ 46,099.73	\$ 46,099.73	\$ 46,099.73	11/18/2009
194175	303 REG	LD1002095	FIRST FEDERAL BANK OFTHE MIDWEST	0.150	11/18/2011	0.150	\$ 247,707.31	\$ 247,707.31	\$ 247,707.31	11/19/2009
194176	303 REG	LD1002103	OLD FORT BANKING COMPANY	0.150	11/18/2011	0.150	\$ 176,985.84	\$ 176,985.84	\$ 176,985.84	11/19/2009
194177	303 REG	LD1002111	FARMERS NATIONAL BANK, CANFIELD	0.150	11/18/2011	0.150	\$ 265,206.91	\$ 265,206.91	\$ 265,206.91	11/19/2009
194202	303 REG	LD1002129	Commerce NB, div 1stMerchant DNU	0.150	11/18/2011	0.150	\$ 62,444.85	\$ 62,444.85	\$ 62,444.85	11/20/2009
194214	303 REG	LD1002137	CITIZENS SAVINGS BANK, MARTINS F	0.150	11/23/2011	0.150	\$ 69,590.97	\$ 69,590.97	\$ 69,590.97	11/23/2009
194215	303 REG	LD1002145	COMMERCIAL SAVINGS BANK, UPPER S	0.150	11/23/2011	0.150	\$ 233,358.97	\$ 233,358.97	\$ 233,358.97	11/23/2009
194216	303 REG	LD1002152	COMMERCIAL & SAVINGS BANK, MILLE	0.150	11/23/2011	0.150	\$ 162,015.14	\$ 162,015.14	\$ 162,015.14	11/23/2009
194238	303 REG	LD1002160	OLD FORT BANKING COMPANY	0.150	11/23/2011	0.150	\$ 60,143.61	\$ 60,143.61	\$ 60,143.61	11/24/2009
194239	303 REG	LD1002178	HUNTINGTON NATIONAL BANK, NA	0.150	11/23/2011	0.150	\$ 42,280.79	\$ 42,280.79	\$ 42,280.79	11/24/2009
194247	303 REG	LD1002186	ST. HENRY BANK	0.150	11/23/2011	0.150	\$ 260,534.39	\$ 260,534.39	\$ 260,534.39	11/25/2009
194248	303 REG	LD1002194	PARK NATIONAL BANK	0.150	11/23/2011	0.150	\$ 175,495.91	\$ 175,495.91	\$ 175,495.91	11/25/2009
194261	303 REG	LD1002202	FIRST NATIONAL BANK, PANDORA	0.150	11/30/2011	0.150	\$ 45,370.68	\$ 45,370.68	\$ 45,370.68	11/30/2009
194290	303 REG	LD1002210	WESTFIELD BANK, FSB	0.150	12/2/2011	0.150	\$ 400,000.00	\$ 400,000.00	\$ 400,000.00	12/2/2009
194300	303 REG	LD1002228	CORTLAND SAVINGS & BANKING CO	0.150	12/2/2011	0.150	\$ 50,140.81	\$ 50,140.81	\$ 50,140.81	12/3/2009
194301	303 REG	LD1002236	CORTLAND SAVINGS & BANKING CO	0.150	12/2/2011	0.150	\$ 226,348.85	\$ 226,348.85	\$ 226,348.85	12/3/2009
194302	303 REG	LD1002244	CITIZENS SAVINGS BANK, MARTINS F	0.150	12/2/2011	0.150	\$ 142,510.74	\$ 142,510.74	\$ 142,510.74	12/3/2009
194303	303 REG	LD1002251	CITIZENS SAVINGS BANK, MARTINS F	0.150	12/2/2011	0.150	\$ 120,922.36	\$ 120,922.36	\$ 120,922.36	12/3/2009
194306	303 REG	LD1002269	FARMERS & MERCHANTS STATE BANK	0.150	12/2/2011	0.150	\$ 51,343.01	\$ 51,343.01	\$ 51,343.01	12/3/2009
194312	303 REG	LD1002277	COMMERCIAL SAVINGS BANK, UPPER S	0.150	12/2/2011	0.150	\$ 65,613.26	\$ 65,613.26	\$ 65,613.26	12/4/2009
194324	303 REG	LD1002319	PARK NATIONAL BANK	0.150	12/7/2011	0.150	\$ 143,678.29	\$ 143,678.29	\$ 143,678.29	12/7/2009
194343	303 REG	LD1002327	FARMERS & MERCHANTS STATE BANK	0.150	12/9/2011	0.150	\$ 339,975.19	\$ 339,975.19	\$ 339,975.19	12/9/2009
194344	303 REG	LD1002335	U.S. BANK, N.A.	0.150	12/9/2011	0.150	\$ 53,825.31	\$ 53,825.31	\$ 53,825.31	12/9/2009
194354	303 REG	LD1002343	HUNTINGTON NATIONAL BANK, NA	0.150	12/9/2011	0.150	\$ 139,475.19	\$ 139,475.19	\$ 139,475.19	12/9/2009
194355	303 REG	LD1002350	HUNTINGTON NATIONAL BANK, NA	0.150	12/9/2011	0.150	\$ 22,225.78	\$ 22,225.78	\$ 22,225.78	12/9/2009
194362	303 REG	LD1002368	KEYBANK, NA	0.150	12/9/2011	0.150	\$ 84,207.95	\$ 84,207.95	\$ 84,207.95	12/10/2009
194363	303 REG	LD1002376	CROGHAN COLONIAL BANK	0.150	12/9/2011	0.150	\$ 50,898.45	\$ 50,898.45	\$ 50,898.45	12/10/2009
194364	303 REG	LD1002384	OLD FORT BANKING COMPANY	0.150	12/9/2011	0.150	\$ 111,924.96	\$ 111,924.96	\$ 111,924.96	12/10/2009
194379	303 REG	LD1002392	OLD FORT BANKING COMPANY	0.150	12/9/2011	0.150	\$ 249,756.57	\$ 249,756.57	\$ 249,756.57	12/11/2009
194380	303 REG	LD1002400	FIRST FEDERAL BANK OFTHE MIDWEST	0.150	12/9/2011	0.150	\$ 117,547.21	\$ 117,547.21	\$ 117,547.21	12/11/2009
194381	303 REG	LD1002418	CITIZENS SAVINGS BANK, MARTINS F	0.150	12/9/2011	0.150	\$ 49,798.69	\$ 49,798.69	\$ 49,798.69	12/11/2009
194389	303 REG	LD1002426	Second NB, div Park DNU	0.150	12/14/2011	0.150	\$ 218,988.49	\$ 218,988.49	\$ 218,988.49	12/14/2009
194395	303 REG	LD1002434	FARMERS & MERCHANTS STATE BANK	0.150	12/14/2011	0.150	\$ 74,853.00	\$ 74,853.00	\$ 74,853.00	12/14/2009
194396	303 REG	LD1002442	FARMERS & MERCHANTS STATE BANK	0.150	12/14/2011	0.150	\$ 187,689.02	\$ 187,689.02	\$ 187,689.02	12/14/2009
194410	303 REG	LD1002467	CITIZENS NATIONAL BANK, CHILLICO	0.150	12/16/2011	0.150	\$ 368,924.03	\$ 368,924.03	\$ 368,924.03	12/16/2009
194411	303 REG	LD1002475	LORAIN NATIONAL BANK	0.150	12/16/2011	0.150	\$ 54,742.90	\$ 54,742.90	\$ 54,742.90	12/16/2009
194418	303 REG	LD1002483	WESTFIELD BANK, FSB	0.150	12/16/2011	0.150	\$ 150,000.00	\$ 150,000.00	\$ 150,000.00	12/17/2009
194419	303 REG	LD1002491	CITIZENS NATIONAL BANK OF BLUFFTON	0.150	12/16/2011	0.150	\$ 315,089.50	\$ 315,089.50	\$ 315,089.50	12/17/2009
194420	303 REG	LD1002509	OLD FORT BANKING COMPANY	0.150	12/16/2011	0.150	\$ 362,148.15	\$ 362,148.15	\$ 362,148.15	12/17/2009
194421	303 REG	LD1002517	FIRST FEDERAL BANK OFTHE MIDWEST	0.150	12/16/2011	0.150	\$ 400,000.00	\$ 400,000.00	\$ 400,000.00	12/17/2009
194426	303 REG	LD1002525	FARMERS NATIONAL BANK, CANFIELD	0.150	12/16/2011	0.150	\$ 166,472.74	\$ 166,472.74	\$ 166,472.74	12/18/2009
194427	303 REG	LD1002533	FARMERS & MERCHANTS STATE BANK	0.150	12/16/2011	0.150	\$ 61,663.09	\$ 61,663.09	\$ 61,663.09	12/18/2009
194428	303 REG	LD1002541	MINSTER BANK	0.150	12/16/2011	0.150	\$ 258,719.84	\$ 258,719.84	\$ 258,719.84	12/18/2009
194440	303 REG	LD1002558	U.S. BANK, N.A.	0.150	12/21/2011	0.150	\$ 139,587.86	\$ 139,587.86	\$ 139,587.86	12/21/2009
194441	303 REG	LD1002566	PARK NATIONAL BANK	0.150	12/21/2011	0.150	\$ 400,000.00	\$ 400,000.00	\$ 400,000.00	12/21/2009
194442	303 REG	LD1002574	Second NB, div Park DNU	0.150	12/21/2011	0.150	\$ 107,608.72	\$ 107,608.72	\$ 107,608.72	12/21/2009
194443	303 REG	LD1002582	CROGHAN COLONIAL BANK	0.150	12/21/2011	0.150	\$ 79,686.55	\$ 79,686.55	\$ 79,686.55	12/21/2009

PGM: INVS\_MONTHEND\_INVENTORY  
 SOURCE: VisualQED  
 MODEL: INVENTORY  
 BASIS: SETTLEMENT  
 AS-OF: 3/31/2011

**JOSH MANDEL**  
**TREASURER, STATE OF OHIO**

INVESTMENT INVENTORY  
 SETTLED POSITIONS AS OF: 3/31/11

INVT#	FUND	CUSIP	DESCRIPTION	RATE	MATURITY	YIELD	PAR AMOUNT	BOOK VALUE	MARKET VALUE	1ST PUR
194456	303 REG	LD1002590	Second NB, div Park DNU	0.150	12/22/2011	0.150	\$ 399,077.01	\$ 399,077.01	\$ 399,077.01	12/22/2009
194457	303 REG	LD1002608	OLD FORT BANKING COMPANY	0.150	12/22/2011	0.150	\$ 119,242.39	\$ 119,242.39	\$ 119,242.39	12/22/2009
194458	303 REG	LD1002616	RICHWOOD BANKING COMPANY	0.150	12/22/2011	0.150	\$ 311,337.63	\$ 311,337.63	\$ 311,337.63	12/22/2009
194463	303 REG	LD1002624	FIRST CITIZENS NATIONAL BANK	0.150	12/23/2011	0.150	\$ 400,000.00	\$ 400,000.00	\$ 400,000.00	12/23/2009
194475	303 REG	LD1002632	Second NB, div Park DNU	0.150	12/23/2011	0.150	\$ 33,791.85	\$ 33,791.85	\$ 33,791.85	12/24/2009
194476	303 REG	LD1002640	Second NB, div Park DNU	0.150	12/23/2011	0.150	\$ 27,681.34	\$ 27,681.34	\$ 27,681.34	12/24/2009
194492	303 REG	LD1002657	FARMERS & MERCHANTS STATE BANK	0.150	12/29/2011	0.150	\$ 110,460.14	\$ 110,460.14	\$ 110,460.14	12/29/2009
194520	303 REG	LD1002665	FIRST CITIZENS NATIONAL BANK	0.150	12/30/2011	0.150	\$ 400,000.00	\$ 400,000.00	\$ 400,000.00	12/30/2009
194521	303 REG	LD1002673	HUNTINGTON NATIONAL BANK, NA	0.150	12/30/2011	0.150	\$ 337,057.28	\$ 337,057.28	\$ 337,057.28	12/30/2009
194522	303 REG	LD1002681	FIRST STATE BANK OF ADAMS COUNTY	0.150	12/30/2011	0.150	\$ 256,588.17	\$ 256,588.17	\$ 256,588.17	12/30/2009
194534	303 REG	LD1002699	HUNTINGTON NATIONAL BANK, NA	0.150	1/4/2012	0.150	\$ 340,379.04	\$ 340,379.04	\$ 340,379.04	1/4/2010
194573	303 REG	LD1002707	U.S. BANK, N.A.	0.150	1/6/2012	0.150	\$ 219,612.89	\$ 219,612.89	\$ 219,612.89	1/6/2010
194575	303 REG	LD1002715	U.S. BANK, N.A.	0.150	1/6/2012	0.150	\$ 92,150.10	\$ 92,150.10	\$ 92,150.10	1/6/2010
194578	303 REG	LD1002723	CITIZENS NATIONAL OF BLUFFTON	0.150	1/6/2012	0.150	\$ 354,555.39	\$ 354,555.39	\$ 354,555.39	1/6/2010
194579	303 REG	LD1002731	GREENVILLE NATIONAL BANK	0.150	1/6/2012	0.150	\$ 97,513.53	\$ 97,513.53	\$ 97,513.53	1/6/2010
194587	303 REG	LD1002749	FIRST FEDERAL BANK OF THE MIDWEST	0.150	1/6/2012	0.150	\$ 350,000.00	\$ 350,000.00	\$ 350,000.00	1/7/2010
194596	303 REG	LD1002756	FARMERS NATIONAL BANK, CANFIELD	0.150	1/6/2012	0.150	\$ 256,384.45	\$ 256,384.45	\$ 256,384.45	1/8/2010
194597	303 REG	LD1002764	CROGHAN COLONIAL BANK	0.150	1/6/2012	0.150	\$ 96,224.91	\$ 96,224.91	\$ 96,224.91	1/8/2010
194598	303 REG	LD1002772	FIRST FEDERAL BANK OF THE MIDWEST	0.150	1/6/2012	0.150	\$ 76,939.57	\$ 76,939.57	\$ 76,939.57	1/8/2010
194609	303 REG	LD1002780	Second NB, div Park DNU	0.150	1/11/2012	0.150	\$ 165,460.10	\$ 165,460.10	\$ 165,460.10	1/11/2010
194618	303 REG	LD1002798	FARMERS NATIONAL BANK, CANFIELD	0.150	1/12/2012	0.150	\$ 213,341.86	\$ 213,341.86	\$ 213,341.86	1/12/2010
194619	303 REG	LD1002806	CROGHAN COLONIAL BANK	0.150	1/12/2012	0.150	\$ 352,419.70	\$ 352,419.70	\$ 352,419.70	1/12/2010
194620	303 REG	LD1002814	FIRST NATIONAL BANK, PANDORA	0.150	1/12/2012	0.150	\$ 129,864.42	\$ 129,864.42	\$ 129,864.42	1/12/2010
194630	303 REG	LD1002822	HUNTINGTON NATIONAL BANK, NA	0.150	1/13/2012	0.150	\$ 57,472.95	\$ 57,472.95	\$ 57,472.95	1/13/2010
194632	303 REG	LD1002830	HUNTINGTON NATIONAL BANK, NA	0.150	1/13/2012	0.150	\$ 176,092.78	\$ 176,092.78	\$ 176,092.78	1/13/2010
194633	303 REG	LD1002848	U.S. BANK, N.A.	0.150	1/13/2012	0.150	\$ 400,000.00	\$ 400,000.00	\$ 400,000.00	1/13/2010
194634	303 REG	LD1002855	U.S. BANK, N.A.	0.150	1/13/2012	0.150	\$ 188,541.08	\$ 188,541.08	\$ 188,541.08	1/13/2010
194637	303 REG	LD1002863	HUNTINGTON NATIONAL BANK, NA	0.150	1/13/2012	0.150	\$ 294,170.57	\$ 294,170.57	\$ 294,170.57	1/14/2010
194638	303 REG	LD1002871	HUNTINGTON NATIONAL BANK, NA	0.150	1/13/2012	0.150	\$ 400,000.00	\$ 400,000.00	\$ 400,000.00	1/14/2010
194639	303 REG	LD1002889	CITIZENS NATIONAL OF BLUFFTON	0.150	1/13/2012	0.150	\$ 200,000.00	\$ 200,000.00	\$ 200,000.00	1/14/2010
194657	303 REG	LD1002897	STATE BANK & TRUST COMPANY	0.150	1/19/2012	0.150	\$ 204,837.39	\$ 204,837.39	\$ 204,837.39	1/19/2010
194667	303 REG	LD1002905	OLD FORT BANKING COMPANY	0.150	1/20/2012	0.150	\$ 253,283.11	\$ 253,283.11	\$ 253,283.11	1/20/2010
194687	303 REG	LD1002913	CORTLAND SAVINGS & BANKING CO	0.150	1/20/2012	0.150	\$ 148,470.11	\$ 148,470.11	\$ 148,470.11	1/21/2010
194688	303 REG	LD1002921	HUNTINGTON NATIONAL BANK, NA	0.150	1/20/2012	0.150	\$ 168,904.97	\$ 168,904.97	\$ 168,904.97	1/21/2010
194701	303 REG	LD1002939	Second NB, div Park DNU	0.150	1/20/2012	0.150	\$ 209,683.16	\$ 209,683.16	\$ 209,683.16	1/22/2010
194702	303 REG	LD1002947	OLD FORT BANKING COMPANY	0.150	1/20/2012	0.150	\$ 398,926.75	\$ 398,926.75	\$ 398,926.75	1/22/2010
194735	303 REG	LD1002954	FIRST NATIONAL BANK, PANDORA	0.150	1/25/2012	0.150	\$ 170,256.50	\$ 170,256.50	\$ 170,256.50	1/25/2010
194736	303 REG	LD1002962	Second NB, div Park DNU	0.150	1/25/2012	0.150	\$ 156,158.97	\$ 156,158.97	\$ 156,158.97	1/25/2010
194740	303 REG	LD1002970	FIRST CITIZENS NATIONAL BANK	0.150	1/25/2012	0.150	\$ 109,971.16	\$ 109,971.16	\$ 109,971.16	1/25/2010
194749	303 REG	LD1002988	HUNTINGTON NATIONAL BANK, NA	0.150	1/26/2012	0.150	\$ 19,551.18	\$ 19,551.18	\$ 19,551.18	1/26/2010
194750	303 REG	LD1002996	SUTTON BANK	0.150	1/26/2012	0.150	\$ 150,000.00	\$ 150,000.00	\$ 150,000.00	1/26/2010
194766	303 REG	LD1003002	FARMERS CITIZENS BANK, BUCYRUS	0.150	1/27/2012	0.150	\$ 126,448.53	\$ 126,448.53	\$ 126,448.53	1/27/2010
194767	303 REG	LD1003010	SUTTON BANK	0.150	1/27/2012	0.150	\$ 289,891.77	\$ 289,891.77	\$ 289,891.77	1/27/2010
194777	303 REG	LD1003028	PEOPLES NATIONAL BANK, NEW LEX	0.150	1/27/2012	0.150	\$ 262,360.65	\$ 262,360.65	\$ 262,360.65	1/28/2010
194778	303 REG	LD1003036	HUNTINGTON NATIONAL BANK, NA	0.150	1/27/2012	0.150	\$ 150,007.88	\$ 150,007.88	\$ 150,007.88	1/28/2010
194785	303 REG	LD1003044	WESTFIELD BANK, FSB	0.150	1/27/2012	0.150	\$ 253,078.47	\$ 253,078.47	\$ 253,078.47	1/28/2010
194797	303 REG	LD1003051	Second NB, div Park DNU	0.150	2/1/2012	0.150	\$ 69,957.99	\$ 69,957.99	\$ 69,957.99	2/1/2010
194798	303 REG	LD1003069	Second NB, div Park DNU	0.150	2/1/2012	0.150	\$ 137,966.85	\$ 137,966.85	\$ 137,966.85	2/1/2010
194811	303 REG	LD1003077	1ST NATIONAL COMMUNITY BANK	0.150	2/2/2012	0.150	\$ 93,677.40	\$ 93,677.40	\$ 93,677.40	2/2/2010
194815	303 REG	LD1003085	1ST NATIONAL COMMUNITY BANK	0.150	2/2/2012	0.150	\$ 218,439.97	\$ 218,439.97	\$ 218,439.97	2/2/2010
194818	303 REG	LD1003093	AMERICAN SAVINGS BANK, FSB	0.150	2/2/2012	0.150	\$ 69,517.49	\$ 69,517.49	\$ 69,517.49	2/2/2010
194836	303 REG	LD1003101	FARMERS & MERCHANTS STATE BANK	0.150	2/3/2012	0.150	\$ 166,646.49	\$ 166,646.49	\$ 166,646.49	2/3/2010
194837	303 REG	LD1003119	FIRST CITIZENS NATIONAL BANK	0.150	2/3/2012	0.150	\$ 12,389.91	\$ 12,389.91	\$ 12,389.91	2/3/2010
194838	303 REG	LD1003127	FIRST CITIZENS NATIONAL BANK	0.150	2/3/2012	0.150	\$ 292,860.13	\$ 292,860.13	\$ 292,860.13	2/3/2010
194839	303 REG	LD1003135	COMMERCIAL SAVINGS BANK, UPPER S	0.150	2/3/2012	0.150	\$ 89,993.65	\$ 89,993.65	\$ 89,993.65	2/3/2010
194840	303 REG	LD1003143	FARMERS NATIONAL BANK, CANFIELD	0.150	2/3/2012	0.150	\$ 123,449.82	\$ 123,449.82	\$ 123,449.82	2/4/2010
194841	303 REG	LD1003150	CONSUMERS NATIONAL BANK	0.150	2/3/2012	0.150	\$ 139,443.29	\$ 139,443.29	\$ 139,443.29	2/3/2010



PGM: INVS\_MONTHEND\_INVENTORY  
 SOURCE: VisualQED  
 MODEL: INVENTORY  
 BASIS: SETTLEMENT  
 AS-OF: 3/31/2011

**JOSH MANDEL  
 TREASURER, STATE OF OHIO**

INVESTMENT INVENTORY  
 SETTLED POSITIONS AS OF: 3/31/11

INVT#	FUND	CUSIP	DESCRIPTION	RATE	MATURITY	YIELD	PAR AMOUNT	BOOK VALUE	MARKET VALUE	1ST PUR
194883	303 REG	LD1003176	WESBANCO BANK, INC	0.150	2/8/2012	0.150	\$ 386,004.86	\$ 386,004.86	\$ 386,004.86	2/8/2010
194891	303 REG	LD1003184	SIGNATURE BANK, N.A.	0.150	2/9/2012	0.150	\$ 138,260.93	\$ 138,260.93	\$ 138,260.93	2/9/2010
194941	303 REG	LD1003192	HUNTINGTON NATIONAL BANK, NA	0.150	2/10/2012	0.150	\$ 92,476.53	\$ 92,476.53	\$ 92,476.53	2/12/2010
194943	303 REG	LD1003218	FIRST CITIZENS NATIONAL BANK	0.150	2/10/2012	0.150	\$ 8,705.98	\$ 8,705.98	\$ 8,705.98	2/12/2010
194954	303 REG	LD1003226	OLD FORT BANKING COMPANY	0.150	2/16/2012	0.150	\$ 253,774.71	\$ 253,774.71	\$ 253,774.71	2/16/2010
194955	303 REG	LD1003234	HOME LOAN SAVINGS BANK	0.150	2/16/2012	0.150	\$ 59,702.71	\$ 59,702.71	\$ 59,702.71	2/16/2010
194956	303 REG	LD1003242	FIRST MERCHANTS BANK N.A.	0.150	2/16/2012	0.150	\$ 400,000.00	\$ 400,000.00	\$ 400,000.00	2/16/2010
195000	303 REG	LD1003259	OSGOOD STATE BANK	0.150	2/17/2012	0.150	\$ 12,196.30	\$ 12,196.30	\$ 12,196.30	2/18/2010
195003	303 REG	LD1003267	FIRST CITIZENS NATIONAL BANK	0.150	2/17/2012	0.150	\$ 82,097.29	\$ 82,097.29	\$ 82,097.29	2/18/2010
195034	303 REG	LD1003275	CITIZENS NATIONAL OF BLUFFTON	0.150	2/17/2012	0.150	\$ 375,734.92	\$ 375,734.92	\$ 375,734.92	2/19/2010
195035	303 REG	LD1003283	CITIZENS SAVINGS BANK, MARTINS F	0.150	2/17/2012	0.150	\$ 214,740.54	\$ 214,740.54	\$ 214,740.54	2/19/2010
195052	303 REG	LD1003291	WESTFIELD BANK, FSB	0.150	2/22/2012	0.150	\$ 400,000.00	\$ 400,000.00	\$ 400,000.00	2/22/2010
195072	303 REG	LD1003309	HOME SAVINGS BANK, KENT	0.150	2/23/2012	0.150	\$ 325,649.48	\$ 325,649.48	\$ 325,649.48	2/23/2010
195073	303 REG	LD1003317	SIGNATURE BANK, N.A.	0.150	2/23/2012	0.150	\$ 155,249.97	\$ 155,249.97	\$ 155,249.97	2/23/2010
195074	303 REG	LD1003325	PORTAGE COMMUNITY BANK	0.150	2/23/2012	0.150	\$ 234,143.39	\$ 234,143.39	\$ 234,143.39	2/23/2010
195098	303 REG	LD1003333	WESTFIELD BANK, FSB	0.150	2/24/2012	0.150	\$ 400,000.00	\$ 400,000.00	\$ 400,000.00	2/24/2010
195099	303 REG	LD1003341	FIRST FINANCIAL BANK, NA	0.150	2/24/2012	0.150	\$ 42,621.22	\$ 42,621.22	\$ 42,621.22	2/24/2010
195122	303 REG	LD1003358	FIRST FEDERAL COMMUNITY BK DOVER	0.150	2/24/2012	0.150	\$ 243,534.49	\$ 243,534.49	\$ 243,534.49	2/24/2010
195123	303 REG	LD1003366	FIRST FEDERAL COMMUNITY BK DOVER	0.150	2/24/2012	0.150	\$ 323,498.46	\$ 323,498.46	\$ 323,498.46	2/24/2010
195127	303 REG	LD1003374	FIRST CITIZENS NATIONAL BANK	0.150	2/24/2012	0.150	\$ 78,772.18	\$ 78,772.18	\$ 78,772.18	2/25/2010
195158	303 REG	LD1003382	OLD FORT BANKING COMPANY	0.150	2/24/2012	0.150	\$ 18,029.76	\$ 18,029.76	\$ 18,029.76	2/26/2010
195196	303 REG	LD1003390	LIBERTY NATIONAL BANK	0.150	3/1/2012	0.150	\$ 392,431.39	\$ 392,431.39	\$ 392,431.39	3/1/2010
195224	303 REG	LD1003408	HUNTINGTON NATIONAL BANK, NA	0.150	3/2/2012	0.150	\$ 338,077.17	\$ 338,077.17	\$ 338,077.17	3/2/2010
195225	303 REG	LD1003416	U.S. BANK, N.A.	0.150	3/2/2012	0.150	\$ 30,067.69	\$ 30,067.69	\$ 30,067.69	3/2/2010
195226	303 REG	LD1003424	U.S. BANK, N.A.	0.150	3/2/2012	0.150	\$ 40,744.63	\$ 40,744.63	\$ 40,744.63	3/2/2010
195227	303 REG	LD1003432	AMERICAN SAVINGS BANK, FSB	0.150	3/2/2012	0.150	\$ 130,238.44	\$ 130,238.44	\$ 130,238.44	3/2/2010
195278	303 REG	LD1003440	FIRST FINANCIAL BANK, NA	0.150	3/2/2012	0.150	\$ 354,250.65	\$ 354,250.65	\$ 354,250.65	3/4/2010
195305	303 REG	LD1003457	HUNTINGTON NATIONAL BANK, NA	0.150	3/5/2012	0.150	\$ 290,118.02	\$ 290,118.02	\$ 290,118.02	3/5/2010
195306	303 REG	LD1003465	CROGHAN COLONIAL BANK	0.150	3/5/2012	0.150	\$ 14,150.00	\$ 14,150.00	\$ 14,150.00	3/5/2010
195366	303 REG	LD1003473	U.S. BANK, N.A.	0.150	3/9/2012	0.150	\$ 300,000.00	\$ 300,000.00	\$ 300,000.00	3/9/2010
195424	303 REG	LD1003481	CF BANK	0.150	3/9/2012	0.150	\$ 11,663.42	\$ 11,663.42	\$ 11,663.42	3/11/2010
195447	303 REG	LD1003499	OHIO VALLEY BANK COMPANY	0.150	3/12/2012	0.150	\$ 394,149.29	\$ 394,149.29	\$ 394,149.29	3/12/2010
195448	303 REG	LD1003507	SIGNATURE BANK, N.A.	0.150	3/12/2012	0.150	\$ 109,175.75	\$ 109,175.75	\$ 109,175.75	3/12/2010
195449	303 REG	LD1003515	CITIZENS NATIONAL OF BLUFFTON	0.150	3/12/2012	0.150	\$ 140,153.35	\$ 140,153.35	\$ 140,153.35	3/12/2010
199348	303 REG	LD1100774	U.S. BANK, N.A.	0.150	3/14/2012	0.150	\$ 363,887.37	\$ 363,887.37	\$ 363,887.37	8/3/2010
195471	303 REG	LD1003523	VINTON COUNTY NATIONAL BANK	0.150	3/15/2012	0.150	\$ 400,000.00	\$ 400,000.00	\$ 400,000.00	3/15/2010
195472	303 REG	LD1003531	PARK NATIONAL BANK	0.150	3/15/2012	0.150	\$ 80,506.94	\$ 80,506.94	\$ 80,506.94	3/15/2010
195497	303 REG	LD1003549	AMERICAN SAVINGS BANK, FSB	0.150	3/16/2012	0.150	\$ 300,000.00	\$ 300,000.00	\$ 300,000.00	3/16/2010
195498	303 REG	LD1003556	FIRST CITIZENS NATIONAL BANK	0.150	3/16/2012	0.150	\$ 63,008.64	\$ 63,008.64	\$ 63,008.64	3/16/2010
195523	303 REG	LD1003564	PNC BANK, NA	0.150	3/16/2012	0.150	\$ 400,000.00	\$ 400,000.00	\$ 400,000.00	3/17/2010
195547	303 REG	LD1003572	NATIONAL BANK OF OAK HARBOR	0.150	3/16/2012	0.150	\$ 135,227.20	\$ 135,227.20	\$ 135,227.20	3/18/2010
195586	303 REG	LD1003598	UNION BANK COMPANY, COLS GROVE	0.150	3/19/2012	0.150	\$ 388,741.23	\$ 388,741.23	\$ 388,741.23	3/19/2010
195598	303 REG	LD1003606	HUNTINGTON NATIONAL BANK, NA	0.150	3/22/2012	0.150	\$ 291,670.00	\$ 291,670.00	\$ 291,670.00	3/22/2010
195599	303 REG	LD1003614	HUNTINGTON NATIONAL BANK, NA	0.150	3/22/2012	0.150	\$ 300,000.00	\$ 300,000.00	\$ 300,000.00	3/22/2010
195600	303 REG	LD1003622	HUNTINGTON NATIONAL BANK, NA	0.150	3/22/2012	0.150	\$ 179,999.96	\$ 179,999.96	\$ 179,999.96	3/22/2010
195621	303 REG	LD1003630	PARK NATIONAL BANK	0.150	3/23/2012	0.150	\$ 347,619.10	\$ 347,619.10	\$ 347,619.10	3/23/2010
195646	303 REG	LD1003648	CITIZENS SAVINGS BANK, MARTINS F	0.150	3/23/2012	0.150	\$ 228,765.52	\$ 228,765.52	\$ 228,765.52	3/24/2010
195649	303 REG	LD1003655	OLD FORT BANKING COMPANY	0.150	3/23/2012	0.150	\$ 270,849.98	\$ 270,849.98	\$ 270,849.98	3/24/2010
195677	303 REG	LD1003663	SIGNATURE BANK, N.A.	0.150	3/23/2012	0.150	\$ 32,846.11	\$ 32,846.11	\$ 32,846.11	3/25/2010
195695	303 REG	LD1003671	HEARTLAND BANK	0.150	3/23/2012	0.150	\$ 257,077.51	\$ 257,077.51	\$ 257,077.51	3/25/2010
195700	303 REG	LD1003689	Second NB, div Park DNU	0.150	3/26/2012	0.150	\$ 23,170.62	\$ 23,170.62	\$ 23,170.62	3/26/2010
195702	303 REG	LD1003697	CITIZENS NATIONAL OF BLUFFTON	0.150	3/26/2012	0.150	\$ 301,471.25	\$ 301,471.25	\$ 301,471.25	3/26/2010
195705	303 REG	LD1003705	NORTH VALLEY BANK	0.150	3/26/2012	0.150	\$ 353,016.82	\$ 353,016.82	\$ 353,016.82	3/26/2010
195730	303 REG	LD1003713	FARMERS NATIONAL BANK, CANFIELD	0.150	3/29/2012	0.150	\$ 25,557.96	\$ 25,557.96	\$ 25,557.96	3/29/2010
195732	303 REG	LD1003721	FARMERS NATIONAL BANK, CANFIELD	0.150	3/29/2012	0.150	\$ 62,403.22	\$ 62,403.22	\$ 62,403.22	3/29/2010
195750	303 REG	LD1003739	U.S. BANK, N.A.	0.150	3/30/2012	0.150	\$ 57,104.74	\$ 57,104.74	\$ 57,104.74	3/30/2010
195752	303 REG	LD1003747	U.S. BANK, N.A.	0.150	3/30/2012	0.150	\$ 176,139.47	\$ 176,139.47	\$ 176,139.47	3/30/2010

PGM: INVS\_MONTHEND\_INVENTORY  
 SOURCE: VisualQED  
 MODEL: INVENTORY  
 BASIS: SETTLEMENT  
 AS-OF: 3/31/2011

**JOSH MANDEL  
 TREASURER, STATE OF OHIO**

INVESTMENT INVENTORY  
 SETTLED POSITIONS AS OF: 3/31/11

INVS#	FUND	CUSIP	DESCRIPTION	RATE	MATURITY	YIELD	PAR AMOUNT	BOOK VALUE	MARKET VALUE	1ST PUR
195753	303 REG	LD1003754	LIBERTY NATIONAL BANK	0.150	3/30/2012	0.150	\$ 44,439.11	\$ 44,439.11	\$ 44,439.11	3/30/2010
195755	303 REG	LD1003762	Second NB, div Park DNU	0.150	3/30/2012	0.150	\$ 114,239.97	\$ 114,239.97	\$ 114,239.97	3/30/2010
195782	303 REG	LD1003770	SIGNATURE BANK, N.A.	0.150	3/30/2012	0.150	\$ 27,151.36	\$ 27,151.36	\$ 27,151.36	3/31/2010
195783	303 REG	LD1003788	CITIZENS NATIONAL OF BLUFFTON	0.150	3/30/2012	0.150	\$ 155,752.07	\$ 155,752.07	\$ 155,752.07	3/31/2010
195784	303 REG	LD1003796	FIRST FINANCIAL BANK, NA	0.150	3/30/2012	0.150	\$ 138,459.91	\$ 138,459.91	\$ 138,459.91	3/31/2010
195794	303 REG	LD1003804	HOME SAVINGS BANK, KENT	0.150	3/30/2012	0.150	\$ 189,596.11	\$ 189,596.11	\$ 189,596.11	4/1/2010
195809	303 REG	LD1003812	GENOA BANKING COMPANY	0.150	4/2/2012	0.150	\$ 63,226.55	\$ 63,226.55	\$ 63,226.55	4/2/2010
195810	303 REG	LD1003820	FIRST NATIONAL BANK, PANDORA	0.150	4/2/2012	0.150	\$ 22,500.00	\$ 22,500.00	\$ 22,500.00	4/2/2010
195811	303 REG	LD1003838	OLD FORT BANKING COMPANY	0.150	4/2/2012	0.150	\$ 366,741.29	\$ 366,741.29	\$ 366,741.29	4/2/2010
195812	303 REG	LD1003846	FIRST STATE BANK OF ADAMS COUNTY	0.150	4/2/2012	0.150	\$ 26,817.47	\$ 26,817.47	\$ 26,817.47	4/2/2010
195822	303 REG	LD1003853	AMERICAN SAVINGS BANK, FSB	0.150	4/5/2012	0.150	\$ 297,243.55	\$ 297,243.55	\$ 297,243.55	4/5/2010
195832	303 REG	LD1003861	HUNTINGTON NATIONAL BANK, NA	0.150	4/6/2012	0.150	\$ 400,000.00	\$ 400,000.00	\$ 400,000.00	4/6/2010
195833	303 REG	LD1003879	HUNTINGTON NATIONAL BANK, NA	0.150	4/6/2012	0.150	\$ 66,929.96	\$ 66,929.96	\$ 66,929.96	4/6/2010
195834	303 REG	LD1003887	FIRST CITIZENS NATIONAL BANK	0.150	4/6/2012	0.150	\$ 80,447.38	\$ 80,447.38	\$ 80,447.38	4/6/2010
195835	303 REG	LD1003895	U.S. BANK, N.A.	0.150	4/6/2012	0.150	\$ 68,494.76	\$ 68,494.76	\$ 68,494.76	4/6/2010
195871	303 REG	LD1003903	FIFTH THIRD BANK	0.150	4/6/2012	0.150	\$ 272,631.33	\$ 272,631.33	\$ 272,631.33	4/7/2010
195872	303 REG	LD1003911	FIRST CITIZENS NATIONAL BANK	0.150	4/6/2012	0.150	\$ 49,783.75	\$ 49,783.75	\$ 49,783.75	4/7/2010
195873	303 REG	LD1003929	HUNTINGTON NATIONAL BANK, NA	0.150	4/6/2012	0.150	\$ 88,837.72	\$ 88,837.72	\$ 88,837.72	4/7/2010
195875	303 REG	LD1003937	HUNTINGTON NATIONAL BANK, NA	0.150	4/6/2012	0.150	\$ 277,990.17	\$ 277,990.17	\$ 277,990.17	4/7/2010
195876	303 REG	LD1003945	OLD FORT BANKING COMPANY	0.150	4/6/2012	0.150	\$ 277,098.78	\$ 277,098.78	\$ 277,098.78	4/7/2010
195877	303 REG	LD1003952	Second NB, div Park DNU	0.150	4/6/2012	0.150	\$ 174,675.88	\$ 174,675.88	\$ 174,675.88	4/7/2010
195895	303 REG	LD1003960	FIRST FEDERAL BANK OF THE MIDWEST	0.150	4/6/2012	0.150	\$ 22,116.99	\$ 22,116.99	\$ 22,116.99	4/8/2010
195896	303 REG	LD1003978	WESTFIELD BANK, FSB	0.150	4/6/2012	0.150	\$ 378,804.28	\$ 378,804.28	\$ 378,804.28	4/8/2010
195897	303 REG	LD1003986	FARMERS & MERCHANTS STATE BANK	0.150	4/6/2012	0.150	\$ 180,833.98	\$ 180,833.98	\$ 180,833.98	4/8/2010
195898	303 REG	LD1003994	OSGOOD STATE BANK	0.150	4/6/2012	0.150	\$ 59,374.31	\$ 59,374.31	\$ 59,374.31	4/8/2010
195913	303 REG	LD1004000	OLD FORT BANKING COMPANY	0.150	4/6/2012	0.150	\$ 270,821.31	\$ 270,821.31	\$ 270,821.31	4/8/2010
195916	303 REG	LD1004018	HUNTINGTON NATIONAL BANK, NA	0.150	4/9/2012	0.150	\$ 150,990.95	\$ 150,990.95	\$ 150,990.95	4/9/2010
195917	303 REG	LD1004026	OLD FORT BANKING COMPANY	0.150	4/9/2012	0.150	\$ 122,733.78	\$ 122,733.78	\$ 122,733.78	4/9/2010
195918	303 REG	LD1004034	OLD FORT BANKING COMPANY	0.150	4/9/2012	0.150	\$ 29,629.41	\$ 29,629.41	\$ 29,629.41	4/9/2010
195933	303 REG	LD1004042	ST. HENRY BANK	0.150	4/9/2012	0.150	\$ 270,600.08	\$ 270,600.08	\$ 270,600.08	4/9/2010
195937	303 REG	LD1004059	FIRST CITIZENS NATIONAL BANK	0.150	4/12/2012	0.150	\$ 77,501.13	\$ 77,501.13	\$ 77,501.13	4/12/2010
195939	303 REG	LD1004067	FIRST FINANCIAL BANK, NA	0.150	4/12/2012	0.150	\$ 369,015.61	\$ 369,015.61	\$ 369,015.61	4/12/2010
195959	303 REG	LD1004075	LIBERTY NATIONAL BANK	0.150	4/13/2012	0.150	\$ 48,820.38	\$ 48,820.38	\$ 48,820.38	4/13/2010
195960	303 REG	LD1004083	OLD FORT BANKING COMPANY	0.150	4/13/2012	0.150	\$ 46,459.93	\$ 46,459.93	\$ 46,459.93	4/13/2010
195961	303 REG	LD1004091	OLD FORT BANKING COMPANY	0.150	4/13/2012	0.150	\$ 119,290.33	\$ 119,290.33	\$ 119,290.33	4/13/2010
195963	303 REG	LD1004109	FIRST CITIZENS NATIONAL BANK	0.150	4/13/2012	0.150	\$ 108,819.79	\$ 108,819.79	\$ 108,819.79	4/13/2010
195989	303 REG	LD1004117	AMERICAN SAVINGS BANK, FSB	0.150	4/13/2012	0.150	\$ 49,253.81	\$ 49,253.81	\$ 49,253.81	4/14/2010
195991	303 REG	LD1004125	AMERICAN SAVINGS BANK, FSB	0.150	4/13/2012	0.150	\$ 26,170.87	\$ 26,170.87	\$ 26,170.87	4/14/2010
195993	303 REG	LD1004133	FIRST MERCHANTS BANK N.A.	0.150	4/13/2012	0.150	\$ 32,141.44	\$ 32,141.44	\$ 32,141.44	4/14/2010
195994	303 REG	LD1004141	OHIO VALLEY BANK COMPANY	0.150	4/13/2012	0.150	\$ 45,418.48	\$ 45,418.48	\$ 45,418.48	4/14/2010
196165	303 REG	LD1004158	FARMERS STATE BANK, NEW MADISON	0.150	4/13/2012	0.150	\$ 47,479.81	\$ 47,479.81	\$ 47,479.81	4/15/2010
196175	303 REG	LD1004166	CITIZENS BANKING CO., SANDUSKY	0.150	4/13/2012	0.150	\$ 37,125.58	\$ 37,125.58	\$ 37,125.58	4/15/2010
196403	303 REG	LD1004174	FIRST FEDERAL COMMUNITY BK DOVER	0.150	4/16/2012	0.150	\$ 95,520.15	\$ 95,520.15	\$ 95,520.15	4/16/2010
196412	303 REG	LD1004182	OSGOOD STATE BANK	0.150	4/16/2012	0.150	\$ 90,781.89	\$ 90,781.89	\$ 90,781.89	4/16/2010
196415	303 REG	LD1004190	OHIO VALLEY BANK COMPANY	0.150	4/16/2012	0.150	\$ 148,000.00	\$ 148,000.00	\$ 148,000.00	4/16/2010
196416	303 REG	LD1004208	FARMERS NATIONAL BANK, CANFIELD	0.150	4/16/2012	0.150	\$ 381,760.29	\$ 381,760.29	\$ 381,760.29	4/16/2010
196417	303 REG	LD1004216	FARMERS SAVINGS BANK, SPENCER	0.150	4/16/2012	0.150	\$ 396,575.51	\$ 396,575.51	\$ 396,575.51	4/16/2010
196433	303 REG	LD1004224	FIRST NATIONAL BANK, PANDORA	0.150	4/19/2012	0.150	\$ 40,000.00	\$ 40,000.00	\$ 40,000.00	4/19/2010
196434	303 REG	LD1004232	HUNTINGTON NATIONAL BANK, NA	0.150	4/19/2012	0.150	\$ 400,000.00	\$ 400,000.00	\$ 400,000.00	4/19/2010
196435	303 REG	LD1004240	FARMERS & MERCHANTS STATE BANK	0.150	4/19/2012	0.150	\$ 113,366.83	\$ 113,366.83	\$ 113,366.83	4/19/2010
196436	303 REG	LD1004257	SIGNATURE BANK, N.A.	0.150	4/19/2012	0.150	\$ 383,625.81	\$ 383,625.81	\$ 383,625.81	4/19/2010
196612	303 REG	LD1004265	Century NB, div Park DNU	0.150	4/20/2012	0.150	\$ 383,346.32	\$ 383,346.32	\$ 383,346.32	4/20/2010
196614	303 REG	LD1004273	U.S. BANK, N.A.	0.150	4/20/2012	0.150	\$ 100,000.00	\$ 100,000.00	\$ 100,000.00	4/20/2010
196615	303 REG	LD1004281	STATE BANK & TRUST COMPANY	0.150	4/20/2012	0.150	\$ 100,000.00	\$ 100,000.00	\$ 100,000.00	4/20/2010
196669	303 REG	LD1004299	FIRST FEDERAL BANK OF THE MIDWEST	0.150	4/20/2012	0.150	\$ 400,000.00	\$ 400,000.00	\$ 400,000.00	4/21/2010
196672	303 REG	LD1004307	CITIZENS NATIONAL OF BLUFFTON	0.150	4/20/2012	0.150	\$ 42,905.54	\$ 42,905.54	\$ 42,905.54	4/21/2010
196674	303 REG	LD1004315	FIRST CITIZENS NATIONAL BANK	0.150	4/20/2012	0.150	\$ 73,382.74	\$ 73,382.74	\$ 73,382.74	4/21/2010

PGM: INVS\_MONTHEND\_INVENTORY  
 SOURCE: VisualQED  
 MODEL: INVENTORY  
 BASIS: SETTLEMENT  
 AS-OF: 3/31/2011

**JOSH MANDEL  
 TREASURER, STATE OF OHIO**

INVESTMENT INVENTORY  
 SETTLED POSITIONS AS OF: 3/31/11

INVT#	FUND	CUSIP	DESCRIPTION	RATE	MATURITY	YIELD	PAR AMOUNT	BOOK VALUE	MARKET VALUE	1ST PUR
196744	303 REG	LD1004323	HEARTLAND BANK	0.150	4/20/2012	0.150	\$ 99,456.31	\$ 99,456.31	\$ 99,456.31	4/22/2010
196773	303 REG	LD1004331	CF BANK	0.150	4/23/2012	0.150	\$ 326,257.07	\$ 326,257.07	\$ 326,257.07	4/23/2010
196774	303 REG	LD1004349	CROGHAN COLONIAL BANK	0.150	4/23/2012	0.150	\$ 106,136.14	\$ 106,136.14	\$ 106,136.14	4/23/2010
196776	303 REG	LD1004356	FARMERS & MERCHANTS STATE BANK	0.150	4/23/2012	0.150	\$ 197,947.15	\$ 197,947.15	\$ 197,947.15	4/23/2010
196799	303 REG	LD1004364	OSGOOD STATE BANK	0.150	4/23/2012	0.150	\$ 240,010.45	\$ 240,010.45	\$ 240,010.45	4/23/2010
196819	303 REG	LD1004372	PEOPLES BANK, N.A. MARIETTA	0.150	4/26/2012	0.150	\$ 42,940.41	\$ 42,940.41	\$ 42,940.41	4/26/2010
196820	303 REG	LD1004380	WESTFIELD BANK, FSB	0.150	4/26/2012	0.150	\$ 189,914.62	\$ 189,914.62	\$ 189,914.62	4/26/2010
196821	303 REG	LD1004398	OSGOOD STATE BANK	0.150	4/26/2012	0.150	\$ 130,986.65	\$ 130,986.65	\$ 130,986.65	4/26/2010
196894	303 REG	LD1004406	FARMERS & MERCHANTS STATE BANK	0.150	4/27/2012	0.150	\$ 393,250.95	\$ 393,250.95	\$ 393,250.95	4/28/2010
196896	303 REG	LD1004414	HUNTINGTON NATIONAL BANK, NA	0.150	4/27/2012	0.150	\$ 40,322.56	\$ 40,322.56	\$ 40,322.56	4/28/2010
196919	303 REG	LD1004422	AMERICAN SAVINGS BANK, FSB	0.150	4/27/2012	0.150	\$ 216,325.03	\$ 216,325.03	\$ 216,325.03	4/28/2010
196922	303 REG	LD1004430	FIRST FINANCIAL BANK, NA	0.150	4/27/2012	0.150	\$ 23,990.12	\$ 23,990.12	\$ 23,990.12	4/29/2010
196939	303 REG	LD1004448	COMMUNITY BANK, CROOKSVILLE	0.150	4/30/2012	0.150	\$ 162,880.82	\$ 162,880.82	\$ 162,880.82	4/30/2010
196941	303 REG	LD1004455	HUNTINGTON NATIONAL BANK, NA	0.150	4/30/2012	0.150	\$ 400,000.00	\$ 400,000.00	\$ 400,000.00	4/30/2010
196943	303 REG	LD1004463	LIBERTY NATIONAL BANK	0.150	4/30/2012	0.150	\$ 197,166.28	\$ 197,166.28	\$ 197,166.28	4/30/2010
196968	303 REG	LD1004471	WAYNE SAVINGS COMMUNITY BANK	0.150	5/3/2012	0.150	\$ 350,452.56	\$ 350,452.56	\$ 350,452.56	5/3/2010
196969	303 REG	LD1004489	WAYNE SAVINGS COMMUNITY BANK	0.150	5/3/2012	0.150	\$ 341,046.79	\$ 341,046.79	\$ 341,046.79	5/3/2010
196970	303 REG	LD1004497	WAYNE SAVINGS COMMUNITY BANK	0.150	5/3/2012	0.150	\$ 385,665.29	\$ 385,665.29	\$ 385,665.29	5/3/2010
196971	303 REG	LD1004505	HUNTINGTON NATIONAL BANK, NA	0.150	5/3/2012	0.150	\$ 46,377.87	\$ 46,377.87	\$ 46,377.87	5/3/2010
196972	303 REG	LD1004513	FORT JENNINGS STATE BANK	0.150	5/3/2012	0.150	\$ 295,553.91	\$ 295,553.91	\$ 295,553.91	5/3/2010
196973	303 REG	LD1004521	FORT JENNINGS STATE BANK	0.150	5/3/2012	0.150	\$ 224,959.46	\$ 224,959.46	\$ 224,959.46	5/3/2010
197004	303 REG	LD1004539	U.S. BANK, N.A.	0.150	5/4/2012	0.150	\$ 391,413.54	\$ 391,413.54	\$ 391,413.54	5/4/2010
197005	303 REG	LD1004547	HUNTINGTON NATIONAL BANK, NA	0.150	5/4/2012	0.150	\$ 400,000.00	\$ 400,000.00	\$ 400,000.00	5/4/2010
197006	303 REG	LD1004554	FIRST FEDERAL BANK OFTHE MIDWEST	0.150	5/4/2012	0.150	\$ 400,000.00	\$ 400,000.00	\$ 400,000.00	5/4/2010
197008	303 REG	LD1004562	FARMERS & MERCHANTS STATE BANK	0.150	5/4/2012	0.150	\$ 100,000.00	\$ 100,000.00	\$ 100,000.00	5/4/2010
197024	303 REG	LD1004570	FIRST FEDERAL BANK OFTHE MIDWEST	0.150	5/4/2012	0.150	\$ 316,090.63	\$ 316,090.63	\$ 316,090.63	5/5/2010
197025	303 REG	LD1004588	OSGOOD STATE BANK	0.150	5/4/2012	0.150	\$ 88,595.09	\$ 88,595.09	\$ 88,595.09	5/5/2010
197026	303 REG	LD1004596	PARK NATIONAL BANK	0.150	5/4/2012	0.150	\$ 35,663.84	\$ 35,663.84	\$ 35,663.84	5/5/2010
197049	303 REG	LD1004604	FARMERS & MERCHANTS STATE BANK	0.150	5/4/2012	0.150	\$ 86,574.72	\$ 86,574.72	\$ 86,574.72	5/6/2010
197050	303 REG	LD1004612	HENRY COUNTY BANK	0.150	5/4/2012	0.150	\$ 71,285.41	\$ 71,285.41	\$ 71,285.41	5/6/2010
197052	303 REG	LD1004620	HUNTINGTON NATIONAL BANK, NA	0.150	5/4/2012	0.150	\$ 229,405.48	\$ 229,405.48	\$ 229,405.48	5/6/2010
197080	303 REG	LD1004638	CITIZENS SAVINGS BANK, MARTINS F	0.150	5/7/2012	0.150	\$ 126,878.84	\$ 126,878.84	\$ 126,878.84	5/7/2010
197082	303 REG	LD1004646	WESTFIELD BANK, FSB	0.150	5/7/2012	0.150	\$ 112,582.41	\$ 112,582.41	\$ 112,582.41	5/7/2010
197085	303 REG	LD1004653	FIRST FEDERAL BANK OFTHE MIDWEST	0.150	5/7/2012	0.150	\$ 83,021.51	\$ 83,021.51	\$ 83,021.51	5/7/2010
197138	303 REG	LD1004661	U.S. BANK, N.A.	0.150	5/10/2012	0.150	\$ 175,024.07	\$ 175,024.07	\$ 175,024.07	5/10/2010
197144	303 REG	LD1004679	WESTERN RESERVE BANK	0.150	5/10/2012	0.150	\$ 39,000.00	\$ 39,000.00	\$ 39,000.00	5/10/2010
197155	303 REG	LD1004687	FIRST NATIONAL BANK, PANDORA	0.150	5/10/2012	0.150	\$ 100,000.00	\$ 100,000.00	\$ 100,000.00	5/10/2010
197156	303 REG	LD1004695	AMERICAN SAVINGS BANK, FSB	0.150	5/10/2012	0.150	\$ 29,923.90	\$ 29,923.90	\$ 29,923.90	5/10/2010
197157	303 REG	LD1004703	OLD FORT BANKING COMPANY	0.150	5/10/2012	0.150	\$ 109,551.32	\$ 109,551.32	\$ 109,551.32	5/10/2010
197161	303 REG	LD1004711	WESTERN RESERVE BANK	0.150	5/11/2012	0.150	\$ 25,961.20	\$ 25,961.20	\$ 25,961.20	5/11/2010
197162	303 REG	LD1004729	WESTERN RESERVE BANK	0.150	5/11/2012	0.150	\$ 116,886.72	\$ 116,886.72	\$ 116,886.72	5/11/2010
197163	303 REG	LD1004737	WESTFIELD BANK, FSB	0.150	5/11/2012	0.150	\$ 208,500.54	\$ 208,500.54	\$ 208,500.54	5/11/2010
197164	303 REG	LD1004745	OSGOOD STATE BANK	0.150	5/11/2012	0.150	\$ 36,921.64	\$ 36,921.64	\$ 36,921.64	5/11/2010
197165	303 REG	LD1004752	OSGOOD STATE BANK	0.150	5/11/2012	0.150	\$ 302,242.50	\$ 302,242.50	\$ 302,242.50	5/11/2010
197166	303 REG	LD1004760	FORT JENNINGS STATE BANK	0.150	5/11/2012	0.150	\$ 400,000.00	\$ 400,000.00	\$ 400,000.00	5/11/2010
197167	303 REG	LD1004778	FARMERS & MERCHANTS STATE BANK	0.150	5/11/2012	0.150	\$ 141,605.39	\$ 141,605.39	\$ 141,605.39	5/11/2010
197203	303 REG	LD1004786	NATIONAL BANK OF OAK HARBOR	0.150	5/11/2012	0.150	\$ 25,838.59	\$ 25,838.59	\$ 25,838.59	5/12/2010
197206	303 REG	LD1004794	FARMERS & MERCHANTS STATE BANK	0.150	5/11/2012	0.150	\$ 369,892.54	\$ 369,892.54	\$ 369,892.54	5/12/2010
197245	303 REG	LD1004802	OLD FORT BANKING COMPANY	0.150	5/11/2012	0.150	\$ 338,208.43	\$ 338,208.43	\$ 338,208.43	5/13/2010
197246	303 REG	LD1004810	FIRST FEDERAL BANK OFTHE MIDWEST	0.150	5/11/2012	0.150	\$ 20,000.00	\$ 20,000.00	\$ 20,000.00	5/13/2010
197247	303 REG	LD1004828	HUNTINGTON NATIONAL BANK, NA	0.150	5/11/2012	0.150	\$ 46,083.87	\$ 46,083.87	\$ 46,083.87	5/13/2010
197248	303 REG	LD1004836	SIGNATURE BANK, N.A.	0.150	5/11/2012	0.150	\$ 227,251.11	\$ 227,251.11	\$ 227,251.11	5/13/2010
197249	303 REG	LD1004844	SIGNATURE BANK, N.A.	0.150	5/11/2012	0.150	\$ 218,444.33	\$ 218,444.33	\$ 218,444.33	5/13/2010
197250	303 REG	LD1004851	MUTUAL FEDERAL SAVINGS	0.150	5/11/2012	0.150	\$ 231,440.89	\$ 231,440.89	\$ 231,440.89	5/13/2010
197252	303 REG	LD1004869	WESBANCO BANK, INC	0.150	5/11/2012	0.150	\$ 299,117.87	\$ 299,117.87	\$ 299,117.87	5/13/2010
197261	303 REG	LD1004877	OSGOOD STATE BANK	0.150	5/14/2012	0.150	\$ 94,194.46	\$ 94,194.46	\$ 94,194.46	5/14/2010
197262	303 REG	LD1004885	FIRST FEDERAL BANK OFTHE MIDWEST	0.150	5/14/2012	0.150	\$ 400,000.00	\$ 400,000.00	\$ 400,000.00	5/14/2010

PGM: INVS\_MONTHEND\_INVENTORY  
 SOURCE: VisualQED  
 MODEL: INVENTORY  
 BASIS: SETTLEMENT  
 AS-OF: 3/31/2011

**JOSH MANDEL  
 TREASURER, STATE OF OHIO**

INVESTMENT INVENTORY  
 SETTLED POSITIONS AS OF: 3/31/11

INVT#	FUND	CUSIP	DESCRIPTION	RATE	MATURITY	YIELD	PAR AMOUNT	BOOK VALUE	MARKET VALUE	1ST PUR
197295	303 REG	LD1004893	WAYNE SAVINGS COMMUNITY BANK	0.150	5/17/2012	0.150	\$ 114,178.22	\$ 114,178.22	\$ 114,178.22	5/17/2010
197296	303 REG	LD1004901	CITIZENS NATIONAL OF BLUFFTON	0.150	5/17/2012	0.150	\$ 221,300.25	\$ 221,300.25	\$ 221,300.25	5/17/2010
197297	303 REG	LD1004919	WESTFIELD BANK, FSB	0.150	5/17/2012	0.150	\$ 119,218.06	\$ 119,218.06	\$ 119,218.06	5/17/2010
197314	303 REG	LD1004927	FIRST NATIONAL BANK, PANDORA	0.150	5/17/2012	0.150	\$ 57,711.47	\$ 57,711.47	\$ 57,711.47	5/17/2010
197315	303 REG	LD1004935	CITIZENS BANKING CO., SANDUSKY	0.150	5/17/2012	0.150	\$ 295,352.67	\$ 295,352.67	\$ 295,352.67	5/17/2010
197321	303 REG	LD1004943	AMERICAN SAVINGS BANK, FSB	0.150	5/18/2012	0.150	\$ 228,649.69	\$ 228,649.69	\$ 228,649.69	5/18/2010
197322	303 REG	LD1004950	CF BANK	0.150	5/18/2012	0.150	\$ 39,149.71	\$ 39,149.71	\$ 39,149.71	5/18/2010
197323	303 REG	LD1004968	U.S. BANK, N.A.	0.150	5/18/2012	0.150	\$ 162,689.29	\$ 162,689.29	\$ 162,689.29	5/18/2010
197324	303 REG	LD1004976	COMMERCIAL SAVINGS BANK, UPPER S	0.150	5/18/2012	0.150	\$ 153,539.94	\$ 153,539.94	\$ 153,539.94	5/18/2010
197325	303 REG	LD1004984	FIFTH THIRD BANK	0.150	5/18/2012	0.150	\$ 272,528.70	\$ 272,528.70	\$ 272,528.70	5/18/2010
197326	303 REG	LD1004992	FIRST FINANCIAL BANK, NA	0.150	5/18/2012	0.150	\$ 156,994.87	\$ 156,994.87	\$ 156,994.87	5/18/2010
197327	303 REG	LD1005007	U.S. BANK, N.A.	0.150	5/18/2012	0.150	\$ 61,288.25	\$ 61,288.25	\$ 61,288.25	5/18/2010
197328	303 REG	LD1005015	CITIZENS NATIONAL OF BLUFFTON	0.150	5/18/2012	0.150	\$ 6,248.55	\$ 6,248.55	\$ 6,248.55	5/18/2010
197362	303 REG	LD1005023	CITIZENS SAVINGS BANK, MARTINS F	0.150	5/18/2012	0.150	\$ 210,013.66	\$ 210,013.66	\$ 210,013.66	5/19/2010
197366	303 REG	LD1005031	CITIZENS SAVINGS BANK, MARTINS F	0.150	5/18/2012	0.150	\$ 65,705.72	\$ 65,705.72	\$ 65,705.72	5/19/2010
197369	303 REG	LD1005049	FIRST FEDERAL BANK OF THE MIDWEST	0.150	5/18/2012	0.150	\$ 400,000.00	\$ 400,000.00	\$ 400,000.00	5/19/2010
197372	303 REG	LD1005056	WESTFIELD BANK, FSB	0.150	5/18/2012	0.150	\$ 33,515.91	\$ 33,515.91	\$ 33,515.91	5/19/2010
197373	303 REG	LD1005064	SIGNATURE BANK, N.A.	0.150	5/18/2012	0.150	\$ 215,534.00	\$ 215,534.00	\$ 215,534.00	5/19/2010
197374	303 REG	LD1005072	MUTUAL FEDERAL SAVINGS	0.150	5/18/2012	0.150	\$ 367,296.51	\$ 367,296.51	\$ 367,296.51	5/19/2010
197410	303 REG	LD1005080	HUNTINGTON NATIONAL BANK, NA	0.150	5/18/2012	0.150	\$ 200,000.00	\$ 200,000.00	\$ 200,000.00	5/20/2010
197437	303 REG	LD1005098	WAYNE SAVINGS COMMUNITY BANK	0.150	5/21/2012	0.150	\$ 227,218.96	\$ 227,218.96	\$ 227,218.96	5/21/2010
197438	303 REG	LD1005106	CROGHAN COLONIAL BANK	0.150	5/21/2012	0.150	\$ 26,863.07	\$ 26,863.07	\$ 26,863.07	5/21/2010
197504	303 REG	LD1005114	FIRST NATIONAL BANK, PANDORA	0.150	5/24/2012	0.150	\$ 150,000.00	\$ 150,000.00	\$ 150,000.00	5/24/2010
197524	303 REG	LD1005122	WESTFIELD BANK, FSB	0.150	5/25/2012	0.150	\$ 242,700.40	\$ 242,700.40	\$ 242,700.40	5/25/2010
197549	303 REG	LD1005130	FIRST FINANCIAL BANK, NA	0.150	5/25/2012	0.150	\$ 107,483.73	\$ 107,483.73	\$ 107,483.73	5/26/2010
197551	303 REG	LD1005148	OSGOOD STATE BANK	0.150	5/25/2012	0.150	\$ 11,300.91	\$ 11,300.91	\$ 11,300.91	5/26/2010
197588	303 REG	LD1005155	OLD FORT BANKING COMPANY	0.150	5/25/2012	0.150	\$ 294,078.41	\$ 294,078.41	\$ 294,078.41	5/27/2010
197590	303 REG	LD1005163	FIFTH THIRD BANK	0.150	5/25/2012	0.150	\$ 160,690.78	\$ 160,690.78	\$ 160,690.78	5/27/2010
197593	303 REG	LD1005171	OSGOOD STATE BANK	0.150	5/25/2012	0.150	\$ 400,000.00	\$ 400,000.00	\$ 400,000.00	5/27/2010
197614	303 REG	LD1005189	CITIZENS NATIONAL OF BLUFFTON	0.150	5/25/2012	0.150	\$ 189,171.59	\$ 189,171.59	\$ 189,171.59	5/28/2010
197615	303 REG	LD1005197	WESTFIELD BANK, FSB	0.150	5/25/2012	0.150	\$ 97,077.04	\$ 97,077.04	\$ 97,077.04	5/28/2010
197617	303 REG	LD1005205	METAMORA STATE BANK	0.150	5/25/2012	0.150	\$ 84,581.15	\$ 84,581.15	\$ 84,581.15	5/28/2010
197624	303 REG	LD1005213	CITIZENS SAVINGS BANK, MARTINS F	0.150	6/1/2012	0.150	\$ 110,494.34	\$ 110,494.34	\$ 110,494.34	6/1/2010
197625	303 REG	LD1005221	U.S. BANK, N.A.	0.150	6/1/2012	0.150	\$ 126,674.64	\$ 126,674.64	\$ 126,674.64	6/1/2010
197646	303 REG	LD1005239	PARK NATIONAL BANK	0.150	6/1/2012	0.150	\$ 53,358.81	\$ 53,358.81	\$ 53,358.81	6/2/2010
197647	303 REG	LD1005247	FIRST NATIONAL BANK, BELLEVUE	0.150	6/1/2012	0.150	\$ 141,338.43	\$ 141,338.43	\$ 141,338.43	6/2/2010
197648	303 REG	LD1005254	HENRY COUNTY BANK	0.150	6/1/2012	0.150	\$ 17,054.93	\$ 17,054.93	\$ 17,054.93	6/2/2010
197649	303 REG	LD1005262	WESTERN RESERVE BANK	0.150	6/1/2012	0.150	\$ 123,441.15	\$ 123,441.15	\$ 123,441.15	6/2/2010
197650	303 REG	LD1005270	WESTERN RESERVE BANK	0.150	6/1/2012	0.150	\$ 21,186.97	\$ 21,186.97	\$ 21,186.97	6/2/2010
197721	303 REG	LD1005288	AMERICAN SAVINGS BANK, FSB	0.150	6/4/2012	0.150	\$ 249,949.00	\$ 249,949.00	\$ 249,949.00	6/4/2010
197722	303 REG	LD1005296	PEOPLES BANK, N.A. MARIETTA	0.150	6/4/2012	0.150	\$ 26,590.05	\$ 26,590.05	\$ 26,590.05	6/4/2010
197723	303 REG	LD1005304	NATIONAL BANK OF OAK HARBOR	0.150	6/4/2012	0.150	\$ 394,189.31	\$ 394,189.31	\$ 394,189.31	6/4/2010
197724	303 REG	LD1005312	FARMERS & MERCHANTS STATE BANK	0.150	6/4/2012	0.150	\$ 148,337.59	\$ 148,337.59	\$ 148,337.59	6/4/2010
197727	303 REG	LD1005320	CITIZENS SAVINGS BANK, MARTINS F	0.150	6/4/2012	0.150	\$ 271,928.75	\$ 271,928.75	\$ 271,928.75	6/4/2010
197730	303 REG	LD1005338	CITIZENS SAVINGS BANK, MARTINS F	0.150	6/4/2012	0.150	\$ 277,205.01	\$ 277,205.01	\$ 277,205.01	6/4/2010
197740	303 REG	LD1005346	FIRST NATIONAL BANK, BELLEVUE	0.150	6/7/2012	0.150	\$ 257,512.95	\$ 257,512.95	\$ 257,512.95	6/7/2010
197780	303 REG	LD1005361	FARMERS CITIZENS BANK, BUCYRUS	0.150	6/8/2012	0.150	\$ 380,112.68	\$ 380,112.68	\$ 380,112.68	6/8/2010
197783	303 REG	LD1005379	FARMERS CITIZENS BANK, BUCYRUS	0.150	6/8/2012	0.150	\$ 380,057.81	\$ 380,057.81	\$ 380,057.81	6/8/2010
197785	303 REG	LD1005387	FIRST CITIZENS NATIONAL BANK	0.150	6/8/2012	0.150	\$ 85,825.57	\$ 85,825.57	\$ 85,825.57	6/8/2010
197791	303 REG	LD1005395	HUNTINGTON NATIONAL BANK, NA	0.150	6/8/2012	0.150	\$ 227,489.37	\$ 227,489.37	\$ 227,489.37	6/8/2010
197792	303 REG	LD1005403	CITIZENS SAVINGS BANK, MARTINS F	0.150	6/8/2012	0.150	\$ 321,379.01	\$ 321,379.01	\$ 321,379.01	6/8/2010
197793	303 REG	LD1005411	MECHANICS SAVINGS BANK	0.150	6/8/2012	0.150	\$ 23,044.57	\$ 23,044.57	\$ 23,044.57	6/8/2010
197823	303 REG	LD1005429	FIRST CITIZENS NATIONAL BANK	0.150	6/8/2012	0.150	\$ 35,904.50	\$ 35,904.50	\$ 35,904.50	6/9/2010
197824	303 REG	LD1005437	WESTERN RESERVE BANK	0.150	6/8/2012	0.150	\$ 22,043.51	\$ 22,043.51	\$ 22,043.51	6/9/2010
197826	303 REG	LD1005445	WESTERN RESERVE BANK	0.150	6/8/2012	0.150	\$ 18,595.62	\$ 18,595.62	\$ 18,595.62	6/9/2010
197869	303 REG	LD1005452	HOME SAVINGS BANK, KENT	0.150	6/8/2012	0.150	\$ 140,875.62	\$ 140,875.62	\$ 140,875.62	6/10/2010
197870	303 REG	LD1005460	HUNTINGTON NATIONAL BANK, NA	0.150	6/8/2012	0.150	\$ 39,640.38	\$ 39,640.38	\$ 39,640.38	6/10/2010

PGM: INVS\_MONTHEND\_INVENTORY  
 SOURCE: VisualQED  
 MODEL: INVENTORY  
 BASIS: SETTLEMENT  
 AS-OF: 3/31/2011

**JOSH MANDEL**  
**TREASURER, STATE OF OHIO**

INVESTMENT INVENTORY  
 SETTLED POSITIONS AS OF: 3/31/11

INVS#	FUND	CUSIP	DESCRIPTION	RATE	MATURITY	YIELD	PAR AMOUNT	BOOK VALUE	MARKET VALUE	1ST PUR
197871	303 REG	LD1005478	HUNTINGTON NATIONAL BANK, NA	0.150	6/8/2012	0.150	\$ 194,255.98	\$ 194,255.98	\$ 194,255.98	6/10/2010
197872	303 REG	LD1005486	WESTERN RESERVE BANK	0.150	6/8/2012	0.150	\$ 392,376.52	\$ 392,376.52	\$ 392,376.52	6/10/2010
197873	303 REG	LD1005494	FIRST NATIONAL BANK, NEW BREMEN	0.150	6/8/2012	0.150	\$ 234,448.60	\$ 234,448.60	\$ 234,448.60	6/10/2010
197874	303 REG	LD1005502	FARMERS CITIZENS BANK, BUCYRUS	0.150	6/8/2012	0.150	\$ 131,603.64	\$ 131,603.64	\$ 131,603.64	6/10/2010
197875	303 REG	LD1005510	First-Knox NB, div Park DNU	0.150	6/8/2012	0.150	\$ 170,833.23	\$ 170,833.23	\$ 170,833.23	6/10/2010
197905	303 REG	LD1005528	FAHEY BANKING COMPANY	0.150	6/14/2012	0.150	\$ 376,170.97	\$ 376,170.97	\$ 376,170.97	6/14/2010
197937	303 REG	LD1005536	STATE BANK & TRUST COMPANY	0.150	6/15/2012	0.150	\$ 50,932.76	\$ 50,932.76	\$ 50,932.76	6/15/2010
197938	303 REG	LD1005544	U.S. BANK, N.A.	0.150	6/15/2012	0.150	\$ 196,734.02	\$ 196,734.02	\$ 196,734.02	6/15/2010
197972	303 REG	LD1005551	CITIZENS NATIONAL OF BLUFFTON	0.150	6/15/2012	0.150	\$ 55,568.99	\$ 55,568.99	\$ 55,568.99	6/16/2010
197973	303 REG	LD1005569	CITIZENS NATIONAL OF BLUFFTON	0.150	6/15/2012	0.150	\$ 114,476.93	\$ 114,476.93	\$ 114,476.93	6/16/2010
197974	303 REG	LD1005577	CITIZENS NATIONAL OF BLUFFTON	0.150	6/15/2012	0.150	\$ 100,000.00	\$ 100,000.00	\$ 100,000.00	6/16/2010
197975	303 REG	LD1005585	CF BANK	0.150	6/15/2012	0.150	\$ 379,447.00	\$ 379,447.00	\$ 379,447.00	6/16/2010
197976	303 REG	LD1005593	FORT JENNINGS STATE BANK	0.150	6/15/2012	0.150	\$ 190,044.35	\$ 190,044.35	\$ 190,044.35	6/16/2010
198009	303 REG	LD1005601	FARMERS NATIONAL BANK, CANFIELD	0.150	6/15/2012	0.150	\$ 282,800.17	\$ 282,800.17	\$ 282,800.17	6/17/2010
198026	303 REG	LD1005619	OHIO VALLEY BANK COMPANY	0.150	6/15/2012	0.150	\$ 161,123.31	\$ 161,123.31	\$ 161,123.31	6/17/2010
198043	303 REG	LD1005627	FIRST FINANCIAL BANK, NA	0.150	6/18/2012	0.150	\$ 220,000.00	\$ 220,000.00	\$ 220,000.00	6/18/2010
198044	303 REG	LD1005635	FIRST CITIZENS NATIONAL BANK	0.150	6/18/2012	0.150	\$ 129,825.61	\$ 129,825.61	\$ 129,825.61	6/18/2010
198105	303 REG	LD1005643	CF BANK	0.150	6/21/2012	0.150	\$ 348,058.62	\$ 348,058.62	\$ 348,058.62	6/21/2010
198106	303 REG	LD1005650	FORT JENNINGS STATE BANK	0.150	6/21/2012	0.150	\$ 58,843.58	\$ 58,843.58	\$ 58,843.58	6/21/2010
198107	303 REG	LD1005668	FIFTH THIRD BANK	0.150	6/21/2012	0.150	\$ 274,579.06	\$ 274,579.06	\$ 274,579.06	6/21/2010
198108	303 REG	LD1005676	OLD FORT BANKING COMPANY	0.150	6/21/2012	0.150	\$ 43,705.28	\$ 43,705.28	\$ 43,705.28	6/21/2010
198111	303 REG	LD1005684	CITIZENS BANKING CO., SANDUSKY	0.150	6/22/2012	0.150	\$ 335,720.58	\$ 335,720.58	\$ 335,720.58	6/22/2010
198112	303 REG	LD1005692	CORTLAND SAVINGS & BANKING CO	0.150	6/22/2012	0.150	\$ 83,930.74	\$ 83,930.74	\$ 83,930.74	6/22/2010
198113	303 REG	LD1005700	WESTERN RESERVE BANK	0.150	6/22/2012	0.150	\$ 348,257.62	\$ 348,257.62	\$ 348,257.62	6/22/2010
198117	303 REG	LD1005718	FIRST FEDERAL COMMUNITY BK DOVER	0.150	6/22/2012	0.150	\$ 359,030.08	\$ 359,030.08	\$ 359,030.08	6/22/2010
198148	303 REG	LD1005726	SAVINGS BANK	0.150	6/22/2012	0.150	\$ 22,171.15	\$ 22,171.15	\$ 22,171.15	6/23/2010
198152	303 REG	LD1005734	NATIONAL BANK & TRUST COMPANY	0.150	6/22/2012	0.150	\$ 53,552.59	\$ 53,552.59	\$ 53,552.59	6/23/2010
198163	303 REG	LD1005742	NATIONAL BANK & TRUST COMPANY	0.150	6/22/2012	0.150	\$ 58,875.57	\$ 58,875.57	\$ 58,875.57	6/23/2010
198170	303 REG	LD1005759	CROGHAN COLONIAL BANK	0.150	6/22/2012	0.150	\$ 54,834.66	\$ 54,834.66	\$ 54,834.66	6/23/2010
198198	303 REG	LD1005767	FIRST NATIONAL BANK, PANDORA	0.150	6/22/2012	0.150	\$ 80,000.00	\$ 80,000.00	\$ 80,000.00	6/24/2010
198200	303 REG	LD1005775	FIRST NATIONAL BANK, PANDORA	0.150	6/22/2012	0.150	\$ 50,000.00	\$ 50,000.00	\$ 50,000.00	6/24/2010
198199	303 REG	LD1005783	FIRST NATIONAL BANK, PANDORA	0.150	6/22/2012	0.150	\$ 55,000.00	\$ 55,000.00	\$ 55,000.00	6/24/2010
198202	303 REG	LD1005791	FIRST NATIONAL BANK, PANDORA	0.150	6/22/2012	0.150	\$ 75,000.00	\$ 75,000.00	\$ 75,000.00	6/24/2010
198204	303 REG	LD1005809	FIRST NATIONAL BANK, PANDORA	0.150	6/22/2012	0.150	\$ 75,000.00	\$ 75,000.00	\$ 75,000.00	6/24/2010
198206	303 REG	LD1005817	GENOA BANKING COMPANY	0.150	6/22/2012	0.150	\$ 359,636.28	\$ 359,636.28	\$ 359,636.28	6/24/2010
198209	303 REG	LD1005825	HUNTINGTON NATIONAL BANK, NA	0.150	6/22/2012	0.150	\$ 263,751.37	\$ 263,751.37	\$ 263,751.37	6/24/2010
198214	303 REG	LD1005833	FIRST MERCHANTS BANK N.A.	0.150	6/22/2012	0.150	\$ 36,933.36	\$ 36,933.36	\$ 36,933.36	6/24/2010
198259	303 REG	LD1005841	COMMERCIAL & SAVINGS BANK, MILLE	0.150	6/25/2012	0.150	\$ 67,988.98	\$ 67,988.98	\$ 67,988.98	6/25/2010
198262	303 REG	LD1005858	FARMERS & MERCHANTS STATE BANK	0.150	6/25/2012	0.150	\$ 161,391.56	\$ 161,391.56	\$ 161,391.56	6/25/2010
198264	303 REG	LD1005866	WESTERN RESERVE BANK	0.150	6/25/2012	0.150	\$ 205,163.53	\$ 205,163.53	\$ 205,163.53	6/25/2010
198267	303 REG	LD1005874	FIRST FEDERAL BANK OF THE MIDWEST	0.150	6/25/2012	0.150	\$ 291,882.48	\$ 291,882.48	\$ 291,882.48	6/25/2010
198329	303 REG	LD1005882	FIRST FEDERAL BANK OF THE MIDWEST	0.150	6/29/2012	0.150	\$ 400,000.00	\$ 400,000.00	\$ 400,000.00	6/29/2010
198330	303 REG	LD1005890	WESTFIELD BANK, FSB	0.150	6/29/2012	0.150	\$ 227,292.82	\$ 227,292.82	\$ 227,292.82	6/29/2010
198331	303 REG	LD1005908	PARK NATIONAL BANK	0.150	6/29/2012	0.150	\$ 86,455.16	\$ 86,455.16	\$ 86,455.16	6/29/2010
198332	303 REG	LD1005916	SIGNATURE BANK, N.A.	0.150	6/29/2012	0.150	\$ 67,352.76	\$ 67,352.76	\$ 67,352.76	6/29/2010
198333	303 REG	LD1005924	WESTERN RESERVE BANK	0.150	6/29/2012	0.150	\$ 238,120.31	\$ 238,120.31	\$ 238,120.31	6/29/2010
198334	303 REG	LD1005932	FORT JENNINGS STATE BANK	0.150	6/29/2012	0.150	\$ 220,386.82	\$ 220,386.82	\$ 220,386.82	6/29/2010
198513	303 REG	LD1100014	HUNTINGTON NATIONAL BANK, NA	0.150	6/29/2012	0.150	\$ 77,999.85	\$ 77,999.85	\$ 77,999.85	7/2/2010
198514	303 REG	LD1100022	HUNTINGTON NATIONAL BANK, NA	0.150	6/29/2012	0.150	\$ 203,240.62	\$ 203,240.62	\$ 203,240.62	7/2/2010
198515	303 REG	LD1100030	FIRST CITIZENS NATIONAL BANK	0.150	6/29/2012	0.150	\$ 285,654.60	\$ 285,654.60	\$ 285,654.60	7/2/2010
198516	303 REG	LD1100048	SUTTON BANK	0.150	6/29/2012	0.150	\$ 116,326.74	\$ 116,326.74	\$ 116,326.74	7/2/2010
198517	303 REG	LD1100055	COMMERCIAL & SAVINGS BANK, MILLE	0.150	6/29/2012	0.150	\$ 193,247.32	\$ 193,247.32	\$ 193,247.32	7/2/2010
198518	303 REG	LD1100063	CROGHAN COLONIAL BANK	0.150	6/29/2012	0.150	\$ 29,163.60	\$ 29,163.60	\$ 29,163.60	7/2/2010
198533	303 REG	LD1100071	U.S. BANK, N.A.	0.150	7/6/2012	0.150	\$ 250,000.00	\$ 250,000.00	\$ 250,000.00	7/6/2010
198535	303 REG	LD1100089	U.S. BANK, N.A.	0.150	7/6/2012	0.150	\$ 74,725.24	\$ 74,725.24	\$ 74,725.24	7/6/2010
198536	303 REG	LD1100097	U.S. BANK, N.A.	0.150	7/6/2012	0.150	\$ 75,004.79	\$ 75,004.79	\$ 75,004.79	7/6/2010
198538	303 REG	LD1100105	U.S. BANK, N.A.	0.150	7/6/2012	0.150	\$ 110,894.14	\$ 110,894.14	\$ 110,894.14	7/6/2010

PGM: INVS\_MONTHEND\_INVENTORY  
 SOURCE: VisualQED  
 MODEL: INVENTORY  
 BASIS: SETTLEMENT  
 AS-OF: 3/31/2011

**JOSH MANDEL  
 TREASURER, STATE OF OHIO**

INVESTMENT INVENTORY  
 SETTLED POSITIONS AS OF: 3/31/11

INVT#	FUND	CUSIP	DESCRIPTION	RATE	MATURITY	YIELD	PAR AMOUNT	BOOK VALUE	MARKET VALUE	1ST PUR
198539	303 REG	LD1100113	U.S. BANK, N.A.	0.150	7/6/2012	0.150	\$ 28,273.28	\$ 28,273.28	\$ 28,273.28	7/6/2010
198540	303 REG	LD1100121	SIGNATURE BANK, N.A.	0.150	7/6/2012	0.150	\$ 214,895.45	\$ 214,895.45	\$ 214,895.45	7/6/2010
198541	303 REG	LD1100139	FIRST STATE BANK OF ADAMS COUNTY	0.150	7/6/2012	0.150	\$ 347,966.68	\$ 347,966.68	\$ 347,966.68	7/6/2010
198542	303 REG	LD1100147	SIGNATURE BANK, N.A.	0.150	7/6/2012	0.150	\$ 40,065.32	\$ 40,065.32	\$ 40,065.32	7/6/2010
198543	303 REG	LD1100154	WESTFIELD BANK, FSB	0.150	7/6/2012	0.150	\$ 175,328.44	\$ 175,328.44	\$ 175,328.44	7/6/2010
198544	303 REG	LD1100162	PARK NATIONAL BANK	0.150	7/6/2012	0.150	\$ 137,942.38	\$ 137,942.38	\$ 137,942.38	7/6/2010
198545	303 REG	LD1100170	FIRST NATIONAL BANK, PANDORA	0.150	7/6/2012	0.150	\$ 80,000.00	\$ 80,000.00	\$ 80,000.00	7/6/2010
198546	303 REG	LD1100188	FIRST NATIONAL BANK, PANDORA	0.150	7/6/2012	0.150	\$ 60,000.00	\$ 60,000.00	\$ 60,000.00	7/6/2010
198547	303 REG	LD1100196	FIRST NATIONAL BANK, PANDORA	0.150	7/6/2012	0.150	\$ 150,000.00	\$ 150,000.00	\$ 150,000.00	7/6/2010
198548	303 REG	LD1100204	FIRST FEDERAL BANK OF THE MIDWEST	0.150	7/6/2012	0.150	\$ 72,155.45	\$ 72,155.45	\$ 72,155.45	7/6/2010
198590	303 REG	LD1100212	HENRY COUNTY BANK	0.150	7/6/2012	0.150	\$ 178,627.82	\$ 178,627.82	\$ 178,627.82	7/7/2010
198591	303 REG	LD1100220	CROGHAN COLONIAL BANK	0.150	7/6/2012	0.150	\$ 185,071.92	\$ 185,071.92	\$ 185,071.92	7/7/2010
198625	303 REG	LD1100238	CONSUMERS NATIONAL BANK	0.150	7/6/2012	0.150	\$ 232,739.49	\$ 232,739.49	\$ 232,739.49	7/8/2010
198626	303 REG	LD1100246	HUNTINGTON NATIONAL BANK, NA	0.150	7/6/2012	0.150	\$ 300,000.00	\$ 300,000.00	\$ 300,000.00	7/8/2010
198627	303 REG	LD1100253	FARMERS CITIZENS BANK, BUCYRUS	0.150	7/6/2012	0.150	\$ 378,618.19	\$ 378,618.19	\$ 378,618.19	7/8/2010
198660	303 REG	LD1100261	FIRST MERCHANTS BANK N.A.	0.150	7/9/2012	0.150	\$ 36,336.14	\$ 36,336.14	\$ 36,336.14	7/9/2010
198661	303 REG	LD1100279	HUNTINGTON NATIONAL BANK, NA	0.150	7/9/2012	0.150	\$ 281,397.06	\$ 281,397.06	\$ 281,397.06	7/9/2010
198726	303 REG	LD1100287	ST. HENRY BANK	0.150	7/12/2012	0.150	\$ 58,144.72	\$ 58,144.72	\$ 58,144.72	7/12/2010
198727	303 REG	LD1100295	FARMERS & MERCHANTS STATE BANK	0.150	7/12/2012	0.150	\$ 10,728.89	\$ 10,728.89	\$ 10,728.89	7/12/2010
198729	303 REG	LD1100303	FIRST MERCHANTS BANK N.A.	0.150	7/12/2012	0.150	\$ 141,340.07	\$ 141,340.07	\$ 141,340.07	7/12/2010
198732	303 REG	LD1100311	FIRST MERCHANTS BANK N.A.	0.150	7/12/2012	0.150	\$ 400,000.00	\$ 400,000.00	\$ 400,000.00	7/12/2010
198740	303 REG	LD1100329	APPLE CREEK BANKING COMPANY	0.150	7/12/2012	0.150	\$ 77,801.99	\$ 77,801.99	\$ 77,801.99	7/12/2010
198810	303 REG	LD1100337	WAYNE SAVINGS COMMUNITY BANK	0.150	7/13/2012	0.150	\$ 195,405.05	\$ 195,405.05	\$ 195,405.05	7/14/2010
198872	303 REG	LD1100345	VINTON COUNTY NATIONAL BANK	0.150	7/16/2012	0.150	\$ 390,997.95	\$ 390,997.95	\$ 390,997.95	7/16/2010
198874	303 REG	LD1100352	FIRST CITIZENS NATIONAL BANK	0.150	7/16/2012	0.150	\$ 69,827.70	\$ 69,827.70	\$ 69,827.70	7/16/2010
198878	303 REG	LD1100360	WAYNE SAVINGS COMMUNITY BANK	0.150	7/16/2012	0.150	\$ 65,324.47	\$ 65,324.47	\$ 65,324.47	7/16/2010
198884	303 REG	LD1100378	CITIZENS BANKING CO., SANDUSKY	0.150	7/16/2012	0.150	\$ 365,570.87	\$ 365,570.87	\$ 365,570.87	7/16/2010
198911	303 REG	LD1100386	SAVINGS BANK	0.150	7/19/2012	0.150	\$ 391,125.90	\$ 391,125.90	\$ 391,125.90	7/19/2010
198912	303 REG	LD1100394	SAVINGS BANK	0.150	7/19/2012	0.150	\$ 208,266.44	\$ 208,266.44	\$ 208,266.44	7/19/2010
198913	303 REG	LD1100402	FIRST FINANCIAL BANK, NA	0.150	7/19/2012	0.150	\$ 133,162.29	\$ 133,162.29	\$ 133,162.29	7/19/2010
198959	303 REG	LD1100428	HEARTLAND BANK	0.150	7/20/2012	0.150	\$ 178,718.23	\$ 178,718.23	\$ 178,718.23	7/20/2010
198960	303 REG	LD1100436	CROGHAN COLONIAL BANK	0.150	7/20/2012	0.150	\$ 116,833.34	\$ 116,833.34	\$ 116,833.34	7/20/2010
198961	303 REG	LD1100444	FIRST FEDERAL BANK OF THE MIDWEST	0.150	7/20/2012	0.150	\$ 135,677.23	\$ 135,677.23	\$ 135,677.23	7/20/2010
198962	303 REG	LD1100451	WESTFIELD BANK, FSB	0.150	7/20/2012	0.150	\$ 400,000.00	\$ 400,000.00	\$ 400,000.00	7/20/2010
199005	303 REG	LD1100469	FIRST FINANCIAL BANK, NA	0.150	7/20/2012	0.150	\$ 183,489.23	\$ 183,489.23	\$ 183,489.23	7/21/2010
199006	303 REG	LD1100477	WESTERN RESERVE BANK	0.150	7/20/2012	0.150	\$ 390,959.66	\$ 390,959.66	\$ 390,959.66	7/21/2010
199007	303 REG	LD1100485	FIRST NATIONAL BANK, BELLEVUE	0.150	7/20/2012	0.150	\$ 400,000.00	\$ 400,000.00	\$ 400,000.00	7/21/2010
199055	303 REG	LD1100493	HUNTINGTON NATIONAL BANK, NA	0.150	7/20/2012	0.150	\$ 34,966.42	\$ 34,966.42	\$ 34,966.42	7/22/2010
199056	303 REG	LD1100501	FORT JENNINGS STATE BANK	0.150	7/20/2012	0.150	\$ 170,442.65	\$ 170,442.65	\$ 170,442.65	7/22/2010
199057	303 REG	LD1100519	WESTFIELD BANK, FSB	0.150	7/20/2012	0.150	\$ 290,173.34	\$ 290,173.34	\$ 290,173.34	7/22/2010
199058	303 REG	LD1100527	WESTFIELD BANK, FSB	0.150	7/20/2012	0.150	\$ 84,167.84	\$ 84,167.84	\$ 84,167.84	7/22/2010
199059	303 REG	LD1100535	WESTFIELD BANK, FSB	0.150	7/20/2012	0.150	\$ 225,197.33	\$ 225,197.33	\$ 225,197.33	7/22/2010
199099	303 REG	LD1100543	CITIZENS SAVINGS BANK, MARTINS F	0.150	7/23/2012	0.150	\$ 377,092.53	\$ 377,092.53	\$ 377,092.53	7/23/2010
199100	303 REG	LD1100550	GENOA BANKING COMPANY	0.150	7/23/2012	0.150	\$ 24,008.31	\$ 24,008.31	\$ 24,008.31	7/23/2010
199128	303 REG	LD1100568	FIRST FEDERAL BANK OF THE MIDWEST	0.150	7/26/2012	0.150	\$ 150,000.00	\$ 150,000.00	\$ 150,000.00	7/26/2010
199129	303 REG	LD1100576	WATERFORD BANK N.A.	0.150	7/26/2012	0.150	\$ 356,534.00	\$ 356,534.00	\$ 356,534.00	7/26/2010
199161	303 REG	LD1100584	CORTLAND SAVINGS & BANKING CO	0.150	7/27/2012	0.150	\$ 230,245.41	\$ 230,245.41	\$ 230,245.41	7/27/2010
199162	303 REG	LD1100592	CORTLAND SAVINGS & BANKING CO	0.150	7/27/2012	0.150	\$ 386,888.84	\$ 386,888.84	\$ 386,888.84	7/27/2010
199163	303 REG	LD1100600	COMMUNITY FIRST BANK	0.150	7/27/2012	0.150	\$ 60,441.06	\$ 60,441.06	\$ 60,441.06	7/27/2010
199188	303 REG	LD1100618	FARMERS NATIONAL BANK, CANFIELD	0.150	7/27/2012	0.150	\$ 299,385.16	\$ 299,385.16	\$ 299,385.16	7/28/2010
199195	303 REG	LD1100626	FIRST FINANCIAL BANK, NA	0.150	7/27/2012	0.150	\$ 311,063.99	\$ 311,063.99	\$ 311,063.99	7/28/2010
199197	303 REG	LD1100634	WESTFIELD BANK, FSB	0.150	7/27/2012	0.150	\$ 188,781.08	\$ 188,781.08	\$ 188,781.08	7/28/2010
199198	303 REG	LD1100642	WESTFIELD BANK, FSB	0.150	7/27/2012	0.150	\$ 233,287.91	\$ 233,287.91	\$ 233,287.91	7/28/2010
199199	303 REG	LD1100659	FARMERS CITIZENS BANK, BUCYRUS	0.150	7/27/2012	0.150	\$ 242,921.34	\$ 242,921.34	\$ 242,921.34	7/28/2010
199200	303 REG	LD1100667	BANK OF MAUMEE *	0.150	7/27/2012	0.150	\$ 78,019.05	\$ 78,019.05	\$ 78,019.05	7/28/2010
199231	303 REG	LD1100675	WESTFIELD BANK, FSB	0.150	7/27/2012	0.150	\$ 400,000.00	\$ 400,000.00	\$ 400,000.00	7/29/2010
199232	303 REG	LD1100683	FIRST CITIZENS NATIONAL BANK	0.150	7/27/2012	0.150	\$ 66,048.59	\$ 66,048.59	\$ 66,048.59	7/29/2010

PGM: INVS\_MONTHEND\_INVENTORY  
 SOURCE: VisualQED  
 MODEL: INVENTORY  
 BASIS: SETTLEMENT  
 AS-OF: 3/31/2011

**JOSH MANDEL**  
**TREASURER, STATE OF OHIO**

INVESTMENT INVENTORY  
 SETTLED POSITIONS AS OF: 3/31/11

INVS#	FUND	CUSIP	DESCRIPTION	RATE	MATURITY	YIELD	PAR AMOUNT	BOOK VALUE	MARKET VALUE	1ST PUR
199233	303 REG	LD1100691	HUNTINGTON NATIONAL BANK, NA	0.150	7/27/2012	0.150	\$ 218,982.70	\$ 218,982.70	\$ 218,982.70	7/29/2010
199234	303 REG	LD1100709	HUNTINGTON NATIONAL BANK, NA	0.150	7/27/2012	0.150	\$ 400,000.00	\$ 400,000.00	\$ 400,000.00	7/29/2010
199253	303 REG	LD1100717	FORT JENNINGS STATE BANK	0.150	7/30/2012	0.150	\$ 34,429.20	\$ 34,429.20	\$ 34,429.20	7/30/2010
199306	303 REG	LD1100733	MECHANICS SAVINGS BANK	0.150	8/2/2012	0.150	\$ 13,500.00	\$ 13,500.00	\$ 13,500.00	8/2/2010
199307	303 REG	LD1100741	PARK NATIONAL BANK	0.150	8/2/2012	0.150	\$ 251,208.76	\$ 251,208.76	\$ 251,208.76	8/2/2010
199309	303 REG	LD1100758	OLD FORT BANKING COMPANY	0.150	8/2/2012	0.150	\$ 187,845.98	\$ 187,845.98	\$ 187,845.98	8/2/2010
199342	303 REG	LD1100766	CITIZENS NATIONAL OF BLUFFTON	0.150	8/3/2012	0.150	\$ 315,635.37	\$ 315,635.37	\$ 315,635.37	8/3/2010
199350	303 REG	LD1100782	U.S. BANK, N.A.	0.150	8/3/2012	0.150	\$ 306,597.43	\$ 306,597.43	\$ 306,597.43	8/3/2010
199351	303 REG	LD1100790	U.S. BANK, N.A.	0.150	8/3/2012	0.150	\$ 353,175.48	\$ 353,175.48	\$ 353,175.48	8/3/2010
199378	303 REG	LD1100808	FIRST FEDERAL BANK OFTHE MIDWEST	0.150	8/3/2012	0.150	\$ 217,927.60	\$ 217,927.60	\$ 217,927.60	8/4/2010
199382	303 REG	LD1100816	COMMERCIAL & SAVINGS BANK, MILLE	0.150	8/3/2012	0.150	\$ 333,782.69	\$ 333,782.69	\$ 333,782.69	8/4/2010
199414	303 REG	LD1100824	CORTLAND SAVINGS & BANKING CO	0.150	8/3/2012	0.150	\$ 333,333.45	\$ 333,333.45	\$ 333,333.45	8/5/2010
199418	303 REG	LD1100832	HUNTINGTON NATIONAL BANK, NA	0.150	8/3/2012	0.150	\$ 375,000.00	\$ 375,000.00	\$ 375,000.00	8/5/2010
199422	303 REG	LD1100840	WESTFIELD BANK, FSB	0.150	8/3/2012	0.150	\$ 205,710.33	\$ 205,710.33	\$ 205,710.33	8/5/2010
199487	303 REG	LD1100857	Richland Trust Co, div Park DNU	0.150	8/9/2012	0.150	\$ 85,328.31	\$ 85,328.31	\$ 85,328.31	8/9/2010
199488	303 REG	LD1100865	FIFTH THIRD BANK	0.150	8/9/2012	0.150	\$ 197,409.85	\$ 197,409.85	\$ 197,409.85	8/9/2010
199490	303 REG	LD1100873	FIFTH THIRD BANK	0.150	8/9/2012	0.150	\$ 14,811.55	\$ 14,811.55	\$ 14,811.55	8/9/2010
199497	303 REG	LD1100881	FIRST FINANCIAL BANK, NA	0.150	8/9/2012	0.150	\$ 351,690.70	\$ 351,690.70	\$ 351,690.70	8/9/2010
199499	303 REG	LD1100899	STATE BANK & TRUST COMPANY	0.150	8/9/2012	0.150	\$ 144,459.08	\$ 144,459.08	\$ 144,459.08	8/9/2010
199500	303 REG	LD1100907	WESTERN RESERVE BANK	0.150	8/9/2012	0.150	\$ 196,110.42	\$ 196,110.42	\$ 196,110.42	8/9/2010
199501	303 REG	LD1100915	CITIZENS SAVINGS BANK, MARTINS F	0.150	8/9/2012	0.150	\$ 73,470.14	\$ 73,470.14	\$ 73,470.14	8/9/2010
199535	303 REG	LD1100923	STATE BANK & TRUST COMPANY	0.150	8/10/2012	0.150	\$ 45,114.45	\$ 45,114.45	\$ 45,114.45	8/10/2010
199590	303 REG	LD1100931	CITIZENS NATIONAL OF BLUFFTON	0.150	8/10/2012	0.150	\$ 40,457.78	\$ 40,457.78	\$ 40,457.78	8/11/2010
199591	303 REG	LD1100949	FIRST CITIZENS NATIONAL BANK	0.150	8/10/2012	0.150	\$ 53,013.92	\$ 53,013.92	\$ 53,013.92	8/11/2010
199645	303 REG	LD1100956	COMMUNITY BANK, CROOKSVILLE	0.150	8/13/2012	0.150	\$ 226,317.03	\$ 226,317.03	\$ 226,317.03	8/13/2010
199718	303 REG	LD1100964	U.S. BANK, N.A.	0.150	8/17/2012	0.150	\$ 126,839.21	\$ 126,839.21	\$ 126,839.21	8/17/2010
199762	303 REG	LD1100972	FIRST FEDERAL BANK OFTHE MIDWEST	0.150	8/17/2012	0.150	\$ 322,339.72	\$ 322,339.72	\$ 322,339.72	8/18/2010
199763	303 REG	LD1100980	CITIZENS NATIONAL BANK, SW OHIO	0.150	8/17/2012	0.150	\$ 142,213.17	\$ 142,213.17	\$ 142,213.17	8/18/2010
199807	303 REG	LD1100998	PNC BANK, NA	0.150	8/17/2012	0.150	\$ 105,774.72	\$ 105,774.72	\$ 105,774.72	8/19/2010
199809	303 REG	LD1101004	CORTLAND SAVINGS & BANKING CO	0.150	8/17/2012	0.150	\$ 194,623.11	\$ 194,623.11	\$ 194,623.11	8/19/2010
199833	303 REG	LD1101012	HUNTINGTON NATIONAL BANK, NA	0.150	8/20/2012	0.150	\$ 157,022.99	\$ 157,022.99	\$ 157,022.99	8/20/2010
199834	303 REG	LD1101020	FARMERS CITIZENS BANK, BUCYRUS	0.150	8/20/2012	0.150	\$ 172,780.72	\$ 172,780.72	\$ 172,780.72	8/20/2010
199901	303 REG	LD1101038	FIRST FINANCIAL BANK, NA	0.150	8/24/2012	0.150	\$ 12,960.99	\$ 12,960.99	\$ 12,960.99	8/24/2010
199902	303 REG	LD1101046	PARK NATIONAL BANK	0.150	8/24/2012	0.150	\$ 277,058.49	\$ 277,058.49	\$ 277,058.49	8/24/2010
200000	303 REG	LD1101053	HUNTINGTON NATIONAL BANK, NA	0.150	8/24/2012	0.150	\$ 214,716.36	\$ 214,716.36	\$ 214,716.36	8/26/2010
200001	303 REG	LD1101061	GENOA BANKING COMPANY	0.150	8/24/2012	0.150	\$ 127,468.22	\$ 127,468.22	\$ 127,468.22	8/26/2010
200002	303 REG	LD1101079	SIGNATURE BANK, N.A.	0.150	8/24/2012	0.150	\$ 393,540.41	\$ 393,540.41	\$ 393,540.41	8/26/2010
200003	303 REG	LD1101087	PARK NATIONAL BANK	0.150	8/24/2012	0.150	\$ 159,572.37	\$ 159,572.37	\$ 159,572.37	8/26/2010
200004	303 REG	LD1101095	CORTLAND SAVINGS & BANKING CO	0.150	8/24/2012	0.150	\$ 313,164.60	\$ 313,164.60	\$ 313,164.60	8/26/2010
200005	303 REG	LD1101103	CORTLAND SAVINGS & BANKING CO	0.150	8/24/2012	0.150	\$ 372,152.80	\$ 372,152.80	\$ 372,152.80	8/26/2010
200006	303 REG	LD1101111	FIRST FEDERAL COMMUNITY BK DOVER	0.150	8/24/2012	0.150	\$ 118,410.73	\$ 118,410.73	\$ 118,410.73	8/26/2010
200007	303 REG	LD1101129	CITIZENS SAVINGS BANK, MARTINS F	0.150	8/24/2012	0.150	\$ 88,584.37	\$ 88,584.37	\$ 88,584.37	8/26/2010
200100	303 REG	LD1101137	PARK NATIONAL BANK	0.150	8/31/2012	0.150	\$ 137,372.26	\$ 137,372.26	\$ 137,372.26	8/31/2010
200102	303 REG	LD1101145	PARK NATIONAL BANK	0.150	8/31/2012	0.150	\$ 50,000.00	\$ 50,000.00	\$ 50,000.00	8/31/2010
200107	303 REG	LD1101152	SIGNATURE BANK, N.A.	0.150	8/31/2012	0.150	\$ 393,785.78	\$ 393,785.78	\$ 393,785.78	8/31/2010
200108	303 REG	LD1101160	OLD FORT BANKING COMPANY	0.150	8/31/2012	0.150	\$ 369,521.34	\$ 369,521.34	\$ 369,521.34	8/31/2010
200109	303 REG	LD1101178	NATIONAL BANK OF OAK HARBOR	0.150	8/31/2012	0.150	\$ 250,049.29	\$ 250,049.29	\$ 250,049.29	8/31/2010
200110	303 REG	LD1101186	LIBERTY NATIONAL BANK	0.150	8/31/2012	0.150	\$ 349,075.36	\$ 349,075.36	\$ 349,075.36	8/31/2010
200143	303 REG	LD1101194	FARMERS CITIZENS BANK, BUCYRUS	0.150	8/31/2012	0.150	\$ 349,856.16	\$ 349,856.16	\$ 349,856.16	9/1/2010
200144	303 REG	LD1101202	FIRST FINANCIAL BANK, NA	0.150	8/31/2012	0.150	\$ 387,149.88	\$ 387,149.88	\$ 387,149.88	9/1/2010
200198	303 REG	LD1101210	HUNTINGTON NATIONAL BANK, NA	0.150	8/31/2012	0.150	\$ 34,056.83	\$ 34,056.83	\$ 34,056.83	9/3/2010
200231	303 REG	LD1101228	SIGNATURE BANK, N.A.	0.150	9/7/2012	0.150	\$ 383,942.65	\$ 383,942.65	\$ 383,942.65	9/7/2010
200232	303 REG	LD1101236	SIGNATURE BANK, N.A.	0.150	9/7/2012	0.150	\$ 32,492.60	\$ 32,492.60	\$ 32,492.60	9/7/2010
200233	303 REG	LD1101244	PEOPLES SAVINGS BANK, NEW METAMO	0.150	9/7/2012	0.150	\$ 65,532.29	\$ 65,532.29	\$ 65,532.29	9/7/2010
200259	303 REG	LD1101251	AMERICAN SAVINGS BANK, FSB	0.150	9/7/2012	0.150	\$ 170,342.12	\$ 170,342.12	\$ 170,342.12	9/7/2010
200277	303 REG	LD1101269	CROGHAN COLONIAL BANK	0.150	9/7/2012	0.150	\$ 400,000.00	\$ 400,000.00	\$ 400,000.00	9/8/2010
200280	303 REG	LD1101277	FARMERS NATIONAL BANK, CANFIELD	0.150	9/7/2012	0.150	\$ 108,995.68	\$ 108,995.68	\$ 108,995.68	9/8/2010

PGM: INVS\_MONTHEND\_INVENTORY  
 SOURCE: VisualQED  
 MODEL: INVENTORY  
 BASIS: SETTLEMENT  
 AS-OF: 3/31/2011

**JOSH MANDEL  
 TREASURER, STATE OF OHIO**

INVESTMENT INVENTORY  
 SETTLED POSITIONS AS OF: 3/31/11

INVT#	FUND	CUSIP	DESCRIPTION	RATE	MATURITY	YIELD	PAR AMOUNT	BOOK VALUE	MARKET VALUE	1ST PUR
200282	303 REG	LD1101285	FARMERS NATIONAL BANK, CANFIELD	0.150	9/7/2012	0.150	\$ 84,156.94	\$ 84,156.94	\$ 84,156.94	9/8/2010
200297	303 REG	LD1101293	AMERICAN SAVINGS BANK, FSB	0.150	9/7/2012	0.150	\$ 200,000.00	\$ 200,000.00	\$ 200,000.00	9/8/2010
200302	303 REG	LD1101301	FIRST FEDERAL BANK OF THE MIDWEST	0.150	9/7/2012	0.150	\$ 58,956.79	\$ 58,956.79	\$ 58,956.79	9/9/2010
200303	303 REG	LD1101319	FORT JENNINGS STATE BANK	0.150	9/7/2012	0.150	\$ 163,210.20	\$ 163,210.20	\$ 163,210.20	9/9/2010
200376	303 REG	LD1101335	HUNTINGTON NATIONAL BANK, NA	0.150	9/13/2012	0.150	\$ 132,562.72	\$ 132,562.72	\$ 132,562.72	9/13/2010
200380	303 REG	LD1101343	FORT JENNINGS STATE BANK	0.150	9/13/2012	0.150	\$ 121,430.85	\$ 121,430.85	\$ 121,430.85	9/13/2010
200428	303 REG	LD1101350	KINGSTON NATIONAL BANK	0.150	9/14/2012	0.150	\$ 388,290.49	\$ 388,290.49	\$ 388,290.49	9/14/2010
200430	303 REG	LD1101368	CROGHAN COLONIAL BANK	0.150	9/14/2012	0.150	\$ 150,000.00	\$ 150,000.00	\$ 150,000.00	9/15/2010
200431	303 REG	LD1101376	GENOA BANKING COMPANY	0.150	9/14/2012	0.150	\$ 235,304.79	\$ 235,304.79	\$ 235,304.79	9/15/2010
200463	303 REG	LD1101384	DELAWARE COUNTY BANK & TRUST CO*	0.150	9/14/2012	0.150	\$ 285,000.00	\$ 285,000.00	\$ 285,000.00	9/16/2010
200464	303 REG	LD1101392	FARMERS SAVINGS BANK, SPENCER	0.150	9/14/2012	0.150	\$ 261,017.24	\$ 261,017.24	\$ 261,017.24	9/16/2010
200475	303 REG	LD1101400	HUNTINGTON NATIONAL BANK, NA	0.150	9/14/2012	0.150	\$ 183,420.00	\$ 183,420.00	\$ 183,420.00	9/16/2010
200509	303 REG	LD1101418	HUNTINGTON NATIONAL BANK, NA	0.150	9/17/2012	0.150	\$ 87,368.18	\$ 87,368.18	\$ 87,368.18	9/17/2010
200510	303 REG	LD1101426	HUNTINGTON NATIONAL BANK, NA	0.150	9/17/2012	0.150	\$ 110,893.03	\$ 110,893.03	\$ 110,893.03	9/17/2010
200554	303 REG	LD1101434	FORT JENNINGS STATE BANK	0.150	9/17/2012	0.150	\$ 150,000.00	\$ 150,000.00	\$ 150,000.00	9/17/2010
200513	303 REG	LD1101442	HUNTINGTON NATIONAL BANK, NA	0.150	9/17/2012	0.150	\$ 400,000.00	\$ 400,000.00	\$ 400,000.00	9/17/2010
200514	303 REG	LD1101459	HENRY COUNTY BANK	0.150	9/17/2012	0.150	\$ 293,911.89	\$ 293,911.89	\$ 293,911.89	9/17/2010
200515	303 REG	LD1101467	HUNTINGTON NATIONAL BANK, NA	0.150	9/17/2012	0.150	\$ 275,939.70	\$ 275,939.70	\$ 275,939.70	9/17/2010
200566	303 REG	LD1101475	PARK NATIONAL BANK	0.150	9/20/2012	0.150	\$ 173,271.27	\$ 173,271.27	\$ 173,271.27	9/20/2010
200567	303 REG	LD1101483	FARMERS & MERCHANTS STATE BANK	0.150	9/20/2012	0.150	\$ 100,753.79	\$ 100,753.79	\$ 100,753.79	9/20/2010
200595	303 REG	LD1101491	HUNTINGTON NATIONAL BANK, NA	0.150	9/21/2012	0.150	\$ 178,549.19	\$ 178,549.19	\$ 178,549.19	9/21/2010
200598	303 REG	LD1101509	U.S. BANK, N.A.	0.150	9/21/2012	0.150	\$ 400,000.00	\$ 400,000.00	\$ 400,000.00	9/21/2010
200599	303 REG	LD1101517	U.S. BANK, N.A.	0.150	9/21/2012	0.150	\$ 231,915.45	\$ 231,915.45	\$ 231,915.45	9/21/2010
200653	303 REG	LD1101525	FIRST CITIZENS NATIONAL BANK	0.150	9/21/2012	0.150	\$ 58,088.51	\$ 58,088.51	\$ 58,088.51	9/22/2010
200690	303 REG	LD1101533	RIVERHILLS BANK	0.150	9/21/2012	0.150	\$ 284,096.00	\$ 284,096.00	\$ 284,096.00	9/23/2010
200744	303 REG	LD1101541	HUNTINGTON NATIONAL BANK, NA	0.150	9/24/2012	0.150	\$ 183,792.53	\$ 183,792.53	\$ 183,792.53	9/24/2010
200746	303 REG	LD1101558	Century NB, div Park DNU	0.150	9/24/2012	0.150	\$ 230,568.81	\$ 230,568.81	\$ 230,568.81	9/24/2010
200747	303 REG	LD1101566	HENRY COUNTY BANK	0.150	9/24/2012	0.150	\$ 188,279.43	\$ 188,279.43	\$ 188,279.43	9/24/2010
200750	303 REG	LD1101574	CITIZENS NATIONAL OF BLUFFTON	0.150	9/24/2012	0.150	\$ 159,671.45	\$ 159,671.45	\$ 159,671.45	9/24/2010
200751	303 REG	LD1101582	CITIZENS NATIONAL OF BLUFFTON	0.150	9/24/2012	0.150	\$ 338,607.43	\$ 338,607.43	\$ 338,607.43	9/24/2010
200752	303 REG	LD1101590	WESTFIELD BANK, FSB	0.150	9/24/2012	0.150	\$ 379,715.20	\$ 379,715.20	\$ 379,715.20	9/24/2010
200783	303 REG	LD1101608	CROGHAN COLONIAL BANK	0.150	9/27/2012	0.150	\$ 71,862.69	\$ 71,862.69	\$ 71,862.69	9/27/2010
200784	303 REG	LD1101616	HUNTINGTON NATIONAL BANK, NA	0.150	9/27/2012	0.150	\$ 46,973.75	\$ 46,973.75	\$ 46,973.75	9/27/2010
200830	303 REG	LD1101624	PEOPLES BANK, N.A. MARIETTA	0.150	9/28/2012	0.150	\$ 28,285.75	\$ 28,285.75	\$ 28,285.75	9/28/2010
200855	303 REG	LD1101632	UNION BANK COMPANY, COLS GROVE	0.150	9/28/2012	0.150	\$ 400,000.00	\$ 400,000.00	\$ 400,000.00	9/29/2010
200856	303 REG	LD1101640	UNION BANK COMPANY, COLS GROVE	0.150	9/28/2012	0.150	\$ 400,000.00	\$ 400,000.00	\$ 400,000.00	9/29/2010
200857	303 REG	LD1101657	FORT JENNINGS STATE BANK	0.150	9/28/2012	0.150	\$ 275,000.00	\$ 275,000.00	\$ 275,000.00	9/29/2010
200865	303 REG	LD1101665	PNC BANK, NA	0.150	9/28/2012	0.150	\$ 334,431.95	\$ 334,431.95	\$ 334,431.95	9/29/2010
200952	303 REG	LD1101673	FARMERS NATIONAL BANK, CANFIELD	0.150	10/1/2012	0.150	\$ 356,471.33	\$ 356,471.33	\$ 356,471.33	10/1/2010
200954	303 REG	LD1101681	AMERICAN SAVINGS BANK, FSB	0.150	10/1/2012	0.150	\$ 203,000.00	\$ 203,000.00	\$ 203,000.00	10/1/2010
200955	303 REG	LD1101699	AMERICAN SAVINGS BANK, FSB	0.150	10/1/2012	0.150	\$ 46,600.00	\$ 46,600.00	\$ 46,600.00	10/1/2010
200969	303 REG	LD1101707	SIGNATURE BANK, N.A.	0.150	10/1/2012	0.150	\$ 340,000.00	\$ 340,000.00	\$ 340,000.00	10/1/2010
200970	303 REG	LD1101715	SIGNATURE BANK, N.A.	0.150	10/1/2012	0.150	\$ 400,000.00	\$ 400,000.00	\$ 400,000.00	10/1/2010
200979	303 REG	LD1101723	HUNTINGTON NATIONAL BANK, NA	0.150	10/1/2012	0.150	\$ 259,000.00	\$ 259,000.00	\$ 259,000.00	10/1/2010
200981	303 REG	LD1101731	WESTFIELD BANK, FSB	0.150	10/4/2012	0.150	\$ 120,738.19	\$ 120,738.19	\$ 120,738.19	10/4/2010
200985	303 REG	LD1101749	WESTFIELD BANK, FSB	0.150	10/4/2012	0.150	\$ 400,000.00	\$ 400,000.00	\$ 400,000.00	10/4/2010
201013	303 REG	LD1101756	LIBERTY NATIONAL BANK	0.150	10/5/2012	0.150	\$ 247,983.34	\$ 247,983.34	\$ 247,983.34	10/5/2010
201014	303 REG	LD1101764	CITIZENS NATIONAL OF BLUFFTON	0.150	10/5/2012	0.150	\$ 44,235.00	\$ 44,235.00	\$ 44,235.00	10/5/2010
201015	303 REG	LD1101772	CORTLAND SAVINGS & BANKING CO	0.150	10/5/2012	0.150	\$ 315,403.66	\$ 315,403.66	\$ 315,403.66	10/5/2010
201016	303 REG	LD1101780	WESBANCO BANK, INC	0.150	10/5/2012	0.150	\$ 400,000.00	\$ 400,000.00	\$ 400,000.00	10/5/2010
201055	303 REG	LD1101798	FIRST FINANCIAL BANK, NA	0.150	10/5/2012	0.150	\$ 75,000.00	\$ 75,000.00	\$ 75,000.00	10/6/2010
201056	303 REG	LD1101806	FIRST NATIONAL BANK, PANDORA	0.150	10/5/2012	0.150	\$ 47,923.34	\$ 47,923.34	\$ 47,923.34	10/6/2010
201057	303 REG	LD1101814	COMMERCIAL & SAVINGS BANK, MILLE	0.150	10/5/2012	0.150	\$ 149,056.22	\$ 149,056.22	\$ 149,056.22	10/6/2010
201090	303 REG	LD1101822	MINSTER BANK	0.150	10/5/2012	0.150	\$ 250,000.00	\$ 250,000.00	\$ 250,000.00	10/7/2010
201091	303 REG	LD1101830	FIRST FINANCIAL BANK, NA	0.150	10/5/2012	0.150	\$ 400,000.00	\$ 400,000.00	\$ 400,000.00	10/7/2010
201092	303 REG	LD1101848	FIRST FINANCIAL BANK, NA	0.150	10/5/2012	0.150	\$ 350,000.00	\$ 350,000.00	\$ 350,000.00	10/7/2010
201123	303 REG	LD1101855	CROGHAN COLONIAL BANK	0.150	10/5/2012	0.150	\$ 40,150.00	\$ 40,150.00	\$ 40,150.00	10/8/2010



PGM: INVS\_MONTHEND\_INVENTORY  
 SOURCE: VisualQED  
 MODEL: INVENTORY  
 BASIS: SETTLEMENT  
 AS-OF: 3/31/2011

**JOSH MANDEL  
 TREASURER, STATE OF OHIO**

INVESTMENT INVENTORY  
 SETTLED POSITIONS AS OF: 3/31/11

INVT#	FUND	CUSIP	DESCRIPTION	RATE	MATURITY	YIELD	PAR AMOUNT	BOOK VALUE	MARKET VALUE	1ST PUR
201124	303 REG	LD1101863	WESTFIELD BANK, FSB	0.150	10/5/2012	0.150	\$ 400,000.00	\$ 400,000.00	\$ 400,000.00	10/8/2010
201155	303 REG	LD1101871	HUNTINGTON NATIONAL BANK, NA	0.150	10/12/2012	0.150	\$ 150,000.00	\$ 150,000.00	\$ 150,000.00	10/12/2010
201158	303 REG	LD1101889	HUNTINGTON NATIONAL BANK, NA	0.150	10/12/2012	0.150	\$ 400,000.00	\$ 400,000.00	\$ 400,000.00	10/12/2010
201160	303 REG	LD1101897	U.S. BANK, N.A.	0.150	10/12/2012	0.150	\$ 215,527.00	\$ 215,527.00	\$ 215,527.00	10/12/2010
201208	303 REG	LD1101905	CROGHAN COLONIAL BANK	0.150	10/12/2012	0.150	\$ 77,000.00	\$ 77,000.00	\$ 77,000.00	10/13/2010
201232	303 REG	LD1101913	HUNTINGTON NATIONAL BANK, NA	0.150	10/12/2012	0.150	\$ 229,677.80	\$ 229,677.80	\$ 229,677.80	10/14/2010
201233	303 REG	LD1101921	HUNTINGTON NATIONAL BANK, NA	0.150	10/12/2012	0.150	\$ 315,000.00	\$ 315,000.00	\$ 315,000.00	10/14/2010
201234	303 REG	LD1101939	HUNTINGTON NATIONAL BANK, NA	0.150	10/12/2012	0.150	\$ 185,656.78	\$ 185,656.78	\$ 185,656.78	10/14/2010
201236	303 REG	LD1101947	FARMERS NATIONAL BANK, CANFIELD	0.150	10/12/2012	0.150	\$ 400,000.00	\$ 400,000.00	\$ 400,000.00	10/14/2010
201247	303 REG	LD1101954	CITIZENS SAVINGS BANK, MARTINS F	0.150	10/12/2012	0.150	\$ 350,000.00	\$ 350,000.00	\$ 350,000.00	10/14/2010
201248	303 REG	LD1101962	COMMERCIAL & SAVINGS BANK, MILLE	0.150	10/12/2012	0.150	\$ 189,764.57	\$ 189,764.57	\$ 189,764.57	10/14/2010
201280	303 REG	LD1101970	LIBERTY NATIONAL BANK	0.150	10/15/2012	0.150	\$ 200,000.00	\$ 200,000.00	\$ 200,000.00	10/15/2010
201345	303 REG	LD1101327	FIRST FINANCIAL BANK, NA	0.150	10/18/2012	0.150	\$ 44,362.07	\$ 44,362.07	\$ 44,362.07	10/18/2010
201341	303 REG	LD1101988	OLD FORT BANKING COMPANY	0.150	10/18/2012	0.150	\$ 384,352.81	\$ 384,352.81	\$ 384,352.81	10/18/2010
201342	303 REG	LD1101996	OLD FORT BANKING COMPANY	0.150	10/18/2012	0.150	\$ 183,223.36	\$ 183,223.36	\$ 183,223.36	10/18/2010
201343	303 REG	LD1102002	CITIZENS NATIONAL OF BLUFFTON	0.150	10/18/2012	0.150	\$ 100,000.00	\$ 100,000.00	\$ 100,000.00	10/18/2010
201374	303 REG	LD1102028	MERCHANTS NATIONAL BANK	0.150	10/19/2012	0.150	\$ 190,000.00	\$ 190,000.00	\$ 190,000.00	10/19/2010
201377	303 REG	LD1102036	MERCHANTS NATIONAL BANK	0.150	10/19/2012	0.150	\$ 95,557.91	\$ 95,557.91	\$ 95,557.91	10/19/2010
201381	303 REG	LD1102044	WAYNE SAVINGS COMMUNITY BANK	0.150	10/19/2012	0.150	\$ 60,000.00	\$ 60,000.00	\$ 60,000.00	10/19/2010
201397	303 REG	LD1102051	FARMERS NATIONAL BANK, CANFIELD	0.150	10/19/2012	0.150	\$ 180,916.70	\$ 180,916.70	\$ 180,916.70	10/20/2010
201398	303 REG	LD1102069	SUTTON BANK	0.150	10/19/2012	0.150	\$ 292,594.00	\$ 292,594.00	\$ 292,594.00	10/20/2010
201399	303 REG	LD1102077	HEARTLAND BANK	0.150	10/19/2012	0.150	\$ 142,926.44	\$ 142,926.44	\$ 142,926.44	10/20/2010
201400	303 REG	LD1102085	WESTFIELD BANK, FSB	0.150	10/19/2012	0.150	\$ 389,893.02	\$ 389,893.02	\$ 389,893.02	10/20/2010
201441	303 REG	LD1102093	1ST NATIONAL COMMUNITY BANK	0.150	10/19/2012	0.150	\$ 35,766.00	\$ 35,766.00	\$ 35,766.00	10/21/2010
201442	303 REG	LD1102101	FIFTH THIRD BANK	0.150	10/19/2012	0.150	\$ 99,968.88	\$ 99,968.88	\$ 99,968.88	10/21/2010
201482	303 REG	LD1102127	STATE BANK & TRUST COMPANY	0.150	10/22/2012	0.150	\$ 400,000.00	\$ 400,000.00	\$ 400,000.00	10/22/2010
201489	303 REG	LD1102135	STATE BANK & TRUST COMPANY	0.150	10/22/2012	0.150	\$ 38,900.00	\$ 38,900.00	\$ 38,900.00	10/22/2010
201526	303 REG	LD1102143	LIBERTY NATIONAL BANK	0.150	10/26/2012	0.150	\$ 129,041.67	\$ 129,041.67	\$ 129,041.67	10/26/2010
201554	303 REG	LD1102150	U.S. BANK, N.A.	0.150	10/26/2012	0.150	\$ 83,222.00	\$ 83,222.00	\$ 83,222.00	10/27/2010
201555	303 REG	LD1102168	OLD FORT BANKING COMPANY	0.150	10/26/2012	0.150	\$ 92,821.29	\$ 92,821.29	\$ 92,821.29	10/27/2010
201556	303 REG	LD1102176	FARMERS & MERCHANTS STATE BANK	0.150	10/26/2012	0.150	\$ 337,416.15	\$ 337,416.15	\$ 337,416.15	10/27/2010
201557	303 REG	LD1102184	LAKE NATIONAL BANK	0.150	10/26/2012	0.150	\$ 376,438.92	\$ 376,438.92	\$ 376,438.92	10/27/2010
201558	303 REG	LD1102192	CROGHAN COLONIAL BANK	0.150	10/26/2012	0.150	\$ 150,000.00	\$ 150,000.00	\$ 150,000.00	10/27/2010
201688	303 REG	LD1102200	FARMERS & MERCHANTS STATE BANK	0.150	11/2/2012	0.150	\$ 158,215.65	\$ 158,215.65	\$ 158,215.65	11/2/2010
201716	303 REG	LD1102218	AMERICAN SAVINGS BANK, FSB	0.150	11/2/2012	0.150	\$ 88,680.00	\$ 88,680.00	\$ 88,680.00	11/3/2010
201717	303 REG	LD1102226	AMERICAN SAVINGS BANK, FSB	0.150	11/2/2012	0.150	\$ 42,621.00	\$ 42,621.00	\$ 42,621.00	11/3/2010
201718	303 REG	LD1102234	HUNTINGTON NATIONAL BANK, NA	0.150	11/2/2012	0.150	\$ 316,000.00	\$ 316,000.00	\$ 316,000.00	11/3/2010
201719	303 REG	LD1102242	HUNTINGTON NATIONAL BANK, NA	0.150	11/2/2012	0.150	\$ 98,800.00	\$ 98,800.00	\$ 98,800.00	11/3/2010
201720	303 REG	LD1102259	FARMERS NATIONAL BANK, CANFIELD	0.150	11/2/2012	0.150	\$ 400,000.00	\$ 400,000.00	\$ 400,000.00	11/3/2010
201754	303 REG	LD1102564	LIBERTY NATIONAL BANK	0.150	11/2/2012	0.150	\$ 350,299.25	\$ 350,299.25	\$ 350,299.25	11/4/2010
201782	303 REG	LD1102572	STATE BANK & TRUST COMPANY	0.150	11/5/2012	0.150	\$ 131,700.00	\$ 131,700.00	\$ 131,700.00	11/5/2010
201783	303 REG	LD1102580	FIRST NATIONAL BANK, PANDORA	0.150	11/5/2012	0.150	\$ 50,000.00	\$ 50,000.00	\$ 50,000.00	11/5/2010
201784	303 REG	LD1102598	HUNTINGTON NATIONAL BANK, NA	0.150	11/5/2012	0.150	\$ 194,196.46	\$ 194,196.46	\$ 194,196.46	11/5/2010
201785	303 REG	LD1102606	HUNTINGTON NATIONAL BANK, NA	0.150	11/5/2012	0.150	\$ 378,381.92	\$ 378,381.92	\$ 378,381.92	11/5/2010
201786	303 REG	LD1102614	1ST NATIONAL COMMUNITY BANK	0.150	11/5/2012	0.150	\$ 57,198.33	\$ 57,198.33	\$ 57,198.33	11/5/2010
201852	303 REG	LD1102267	FIRST STATE BANK OF ADAMS COUNTY	0.150	11/9/2012	0.150	\$ 350,000.00	\$ 350,000.00	\$ 350,000.00	11/9/2010
201853	303 REG	LD1102275	FIRST FINANCIAL BANK, NA	0.150	11/9/2012	0.150	\$ 78,000.00	\$ 78,000.00	\$ 78,000.00	11/9/2010
201854	303 REG	LD1102283	U.S. BANK, N.A.	0.150	11/9/2012	0.150	\$ 94,632.64	\$ 94,632.64	\$ 94,632.64	11/9/2010
201881	303 REG	LD1102291	FARMERS NATIONAL BANK, CANFIELD	0.150	11/9/2012	0.150	\$ 141,538.10	\$ 141,538.10	\$ 141,538.10	11/10/2010
201882	303 REG	LD1102309	FARMERS NATIONAL BANK, CANFIELD	0.150	11/9/2012	0.150	\$ 206,000.00	\$ 206,000.00	\$ 206,000.00	11/10/2010
201884	303 REG	LD1102325	GENOA BANKING COMPANY	0.150	11/9/2012	0.150	\$ 376,000.00	\$ 376,000.00	\$ 376,000.00	11/10/2010
201885	303 REG	LD1102333	HEARTLAND BANK	0.150	11/9/2012	0.150	\$ 400,000.00	\$ 400,000.00	\$ 400,000.00	11/10/2010
201949	303 REG	LD1102341	GREENVILLE NATIONAL BANK	0.150	11/15/2012	0.150	\$ 100,000.00	\$ 100,000.00	\$ 100,000.00	11/15/2010
201950	303 REG	LD1102358	VINTON COUNTY NATIONAL BANK	0.150	11/15/2012	0.150	\$ 200,000.00	\$ 200,000.00	\$ 200,000.00	11/15/2010
201951	303 REG	LD1102366	CITIZENS SAVINGS BANK, MARTINS F	0.150	11/15/2012	0.150	\$ 193,219.00	\$ 193,219.00	\$ 193,219.00	11/15/2010
201979	303 REG	LD1102374	CROGHAN COLONIAL BANK	0.150	11/16/2012	0.150	\$ 350,000.00	\$ 350,000.00	\$ 350,000.00	11/16/2010
201980	303 REG	LD1102382	FARMERS CITIZENS BANK, BUCYRUS	0.150	11/16/2012	0.150	\$ 400,000.00	\$ 400,000.00	\$ 400,000.00	11/16/2010

PGM: INVS\_MONTHEND\_INVENTORY  
 SOURCE: VisualQED  
 MODEL: INVENTORY  
 BASIS: SETTLEMENT  
 AS-OF: 3/31/2011

**JOSH MANDEL**  
**TREASURER, STATE OF OHIO**

INVESTMENT INVENTORY  
 SETTLED POSITIONS AS OF: 3/31/11

INVT#	FUND	CUSIP	DESCRIPTION	RATE	MATURITY	YIELD	PAR AMOUNT	BOOK VALUE	MARKET VALUE	1ST PUR
201981	303 REG	LD1102390	FARMERS CITIZENS BANK, BUCYRUS	0.150	11/16/2012	0.150	\$ 126,375.00	\$ 126,375.00	\$ 126,375.00	11/16/2010
202013	303 REG	LD1102408	HUNTINGTON NATIONAL BANK, NA	0.150	11/16/2012	0.150	\$ 325,000.00	\$ 325,000.00	\$ 325,000.00	11/17/2010
202014	303 REG	LD1102416	FORT JENNINGS STATE BANK	0.150	11/16/2012	0.150	\$ 150,000.00	\$ 150,000.00	\$ 150,000.00	11/17/2010
202052	303 REG	LD1102424	WESTFIELD BANK, FSB	0.150	11/16/2012	0.150	\$ 400,000.00	\$ 400,000.00	\$ 400,000.00	11/18/2010
202086	303 REG	LD1102432	OTTOVILLE BANK COMPANY	0.150	11/16/2012	0.150	\$ 400,000.00	\$ 400,000.00	\$ 400,000.00	11/18/2010
202098	303 REG	LD1102440	FIRST FEDERAL BANK OF THE MIDWEST	0.150	11/19/2012	0.150	\$ 168,291.38	\$ 168,291.38	\$ 168,291.38	11/19/2010
202099	303 REG	LD1102457	HUNTINGTON NATIONAL BANK, NA	0.150	11/19/2012	0.150	\$ 125,000.00	\$ 125,000.00	\$ 125,000.00	11/19/2010
202100	303 REG	LD1102465	Century NB, div Park DNU	0.150	11/19/2012	0.150	\$ 400,000.00	\$ 400,000.00	\$ 400,000.00	11/19/2010
202101	303 REG	LD1102473	Second NB, div Park DNU	0.150	11/19/2012	0.150	\$ 300,000.00	\$ 300,000.00	\$ 300,000.00	11/19/2010
202159	303 REG	LD1102481	FARMERS NATIONAL BANK, CANFIELD	0.150	11/21/2012	0.150	\$ 180,520.88	\$ 180,520.88	\$ 180,520.88	11/22/2010
202160	303 REG	LD1102499	NATIONAL BANK OF OAK HARBOR	0.150	11/21/2012	0.150	\$ 117,086.37	\$ 117,086.37	\$ 117,086.37	11/22/2010
202212	303 REG	LD1102507	WESTFIELD BANK, FSB	0.150	11/21/2012	0.150	\$ 245,000.00	\$ 245,000.00	\$ 245,000.00	11/23/2010
202213	303 REG	LD1102515	AMERICAN SAVINGS BANK, FSB	0.150	11/21/2012	0.150	\$ 50,000.00	\$ 50,000.00	\$ 50,000.00	11/23/2010
202248	303 REG	LD1102523	LIBERTY NATIONAL BANK	0.150	11/21/2012	0.150	\$ 400,000.00	\$ 400,000.00	\$ 400,000.00	11/24/2010
202249	303 REG	LD1102531	NATIONAL BANK OF OAK HARBOR	0.150	11/21/2012	0.150	\$ 200,000.00	\$ 200,000.00	\$ 200,000.00	11/24/2010
202356	303 REG	LD1102549	WESTFIELD BANK, FSB	0.150	11/30/2012	0.150	\$ 250,000.00	\$ 250,000.00	\$ 250,000.00	11/30/2010
202392	303 REG	LD1102556	HUNTINGTON NATIONAL BANK, NA	0.150	11/30/2012	0.150	\$ 308,658.41	\$ 308,658.41	\$ 308,658.41	12/1/2010
202393	303 REG	LD1102622	SIGNATURE BANK, N.A.	0.150	11/30/2012	0.150	\$ 145,520.40	\$ 145,520.40	\$ 145,520.40	12/1/2010
202394	303 REG	LD1102630	HUNTINGTON NATIONAL BANK, NA	0.150	11/30/2012	0.150	\$ 205,000.00	\$ 205,000.00	\$ 205,000.00	12/1/2010
202395	303 REG	LD1102648	COMMUNITY BANK, CROOKSVILLE	0.150	11/30/2012	0.150	\$ 400,000.00	\$ 400,000.00	\$ 400,000.00	12/1/2010
202427	303 REG	LD1102655	GENOA BANKING COMPANY	0.150	11/30/2012	0.150	\$ 400,000.00	\$ 400,000.00	\$ 400,000.00	12/2/2010
202435	303 REG	LD1102663	FARMERS & MERCHANTS STATE BANK	0.150	11/30/2012	0.150	\$ 130,000.00	\$ 130,000.00	\$ 130,000.00	12/2/2010
202461	303 REG	LD1102671	HUNTINGTON NATIONAL BANK, NA	0.150	12/3/2012	0.150	\$ 400,000.00	\$ 400,000.00	\$ 400,000.00	12/3/2010
202474	303 REG	LD1102689	HUNTINGTON NATIONAL BANK, NA	0.150	12/3/2012	0.150	\$ 87,152.38	\$ 87,152.38	\$ 87,152.38	12/3/2010
202477	303 REG	LD1102697	FIRST CITIZENS NATIONAL BANK	0.150	12/3/2012	0.150	\$ 39,405.59	\$ 39,405.59	\$ 39,405.59	12/3/2010
202494	303 REG	LD1102705	FARMERS NATIONAL BANK, CANFIELD	0.150	12/6/2012	0.150	\$ 236,848.72	\$ 236,848.72	\$ 236,848.72	12/6/2010
202495	303 REG	LD1102713	HUNTINGTON NATIONAL BANK, NA	0.150	12/6/2012	0.150	\$ 140,000.00	\$ 140,000.00	\$ 140,000.00	12/6/2010
202496	303 REG	LD1102721	HUNTINGTON NATIONAL BANK, NA	0.150	12/6/2012	0.150	\$ 325,000.00	\$ 325,000.00	\$ 325,000.00	12/6/2010
202497	303 REG	LD1102739	HUNTINGTON NATIONAL BANK, NA	0.150	12/6/2012	0.150	\$ 98,415.27	\$ 98,415.27	\$ 98,415.27	12/6/2010
202525	303 REG	LD1102747	CITIZENS NATIONAL OF BLUFFTON	0.150	12/7/2012	0.150	\$ 188,588.76	\$ 188,588.76	\$ 188,588.76	12/7/2010
202526	303 REG	LD1102754	HUNTINGTON NATIONAL BANK, NA	0.150	12/7/2012	0.150	\$ 67,500.00	\$ 67,500.00	\$ 67,500.00	12/7/2010
202527	303 REG	LD1102762	HUNTINGTON NATIONAL BANK, NA	0.150	12/7/2012	0.150	\$ 300,000.00	\$ 300,000.00	\$ 300,000.00	12/7/2010
202528	303 REG	LD1102770	U.S. BANK, N.A.	0.150	12/7/2012	0.150	\$ 400,000.00	\$ 400,000.00	\$ 400,000.00	12/7/2010
202529	303 REG	LD1102788	U.S. BANK, N.A.	0.150	12/7/2012	0.150	\$ 124,905.97	\$ 124,905.97	\$ 124,905.97	12/7/2010
202574	303 REG	LD1102796	COMMUNITY BANK, CROOKSVILLE	0.150	12/7/2012	0.150	\$ 200,000.00	\$ 200,000.00	\$ 200,000.00	12/8/2010
202575	303 REG	LD1102804	SIGNATURE BANK, N.A.	0.150	12/7/2012	0.150	\$ 400,000.00	\$ 400,000.00	\$ 400,000.00	12/8/2010
202576	303 REG	LD1102812	SIGNATURE BANK, N.A.	0.150	12/7/2012	0.150	\$ 400,000.00	\$ 400,000.00	\$ 400,000.00	12/8/2010
202579	303 REG	LD1102820	PARK NATIONAL BANK	0.150	12/7/2012	0.150	\$ 343,144.10	\$ 343,144.10	\$ 343,144.10	12/8/2010
202580	303 REG	LD1102838	PARK NATIONAL BANK	0.150	12/7/2012	0.150	\$ 200,000.00	\$ 200,000.00	\$ 200,000.00	12/8/2010
202614	303 REG	LD1102846	STATE BANK & TRUST COMPANY	0.150	12/7/2012	0.150	\$ 200,000.00	\$ 200,000.00	\$ 200,000.00	12/9/2010
202637	303 REG	LD1102853	WESTFIELD BANK, FSB	0.150	12/10/2012	0.150	\$ 400,000.00	\$ 400,000.00	\$ 400,000.00	12/10/2010
202645	303 REG	LD1102861	HUNTINGTON NATIONAL BANK, NA	0.150	12/10/2012	0.150	\$ 376,400.00	\$ 376,400.00	\$ 376,400.00	12/10/2010
202646	303 REG	LD1102879	CONSUMERS NATIONAL BANK	0.150	12/10/2012	0.150	\$ 45,277.00	\$ 45,277.00	\$ 45,277.00	12/10/2010
202647	303 REG	LD1102887	CONSUMERS NATIONAL BANK	0.150	12/10/2012	0.150	\$ 175,849.00	\$ 175,849.00	\$ 175,849.00	12/10/2010
202661	303 REG	LD1102895	HOME SAVINGS BANK, KENT	0.150	12/13/2012	0.150	\$ 365,228.94	\$ 365,228.94	\$ 365,228.94	12/13/2010
202662	303 REG	LD1102903	OLD FORT BANKING COMPANY	0.150	12/13/2012	0.150	\$ 300,000.00	\$ 300,000.00	\$ 300,000.00	12/13/2010
202663	303 REG	LD1102911	FORT JENNINGS STATE BANK	0.150	12/13/2012	0.150	\$ 202,182.66	\$ 202,182.66	\$ 202,182.66	12/13/2010
202664	303 REG	LD1102929	FIRST FINANCIAL BANK, NA	0.150	12/13/2012	0.150	\$ 313,728.83	\$ 313,728.83	\$ 313,728.83	12/13/2010
202687	303 REG	LD1102937	FARMERS NATIONAL BANK, CANFIELD	0.150	12/14/2012	0.150	\$ 110,408.57	\$ 110,408.57	\$ 110,408.57	12/14/2010
202688	303 REG	LD1102945	FARMERS & MERCHANTS STATE BANK	0.150	12/14/2012	0.150	\$ 160,000.00	\$ 160,000.00	\$ 160,000.00	12/14/2010
202689	303 REG	LD1102952	CORTLAND SAVINGS & BANKING CO	0.150	12/14/2012	0.150	\$ 218,431.43	\$ 218,431.43	\$ 218,431.43	12/14/2010
202710	303 REG	LD1102960	FIRST CITIZENS NATIONAL BANK	0.150	12/14/2012	0.150	\$ 107,191.15	\$ 107,191.15	\$ 107,191.15	12/15/2010
202740	303 REG	LD1102978	FIRST CITIZENS NATIONAL BANK	0.150	12/14/2012	0.150	\$ 60,927.10	\$ 60,927.10	\$ 60,927.10	12/15/2010
202773	303 REG	LD1102986	HUNTINGTON NATIONAL BANK, NA	0.150	12/17/2012	0.150	\$ 120,000.00	\$ 120,000.00	\$ 120,000.00	12/17/2010
202774	303 REG	LD1102994	FIRST FEDERAL BANK OF THE MIDWEST	0.150	12/17/2012	0.150	\$ 42,326.37	\$ 42,326.37	\$ 42,326.37	12/17/2010
202775	303 REG	LD1103000	FIRST CITIZENS NATIONAL BANK	0.150	12/17/2012	0.150	\$ 150,000.00	\$ 150,000.00	\$ 150,000.00	12/17/2010
202807	303 REG	LD1103018	FIRST FINANCIAL BANK, NA	0.150	12/20/2012	0.150	\$ 400,000.00	\$ 400,000.00	\$ 400,000.00	12/20/2010

PGM: INVS\_MONTHEND\_INVENTORY  
 SOURCE: VisualQED  
 MODEL: INVENTORY  
 BASIS: SETTLEMENT  
 AS-OF: 3/31/2011

**JOSH MANDEL  
 TREASURER, STATE OF OHIO**

INVESTMENT INVENTORY  
 SETTLED POSITIONS AS OF: 3/31/11

INVT#	FUND	CUSIP	DESCRIPTION	RATE	MATURITY	YIELD	PAR AMOUNT	BOOK VALUE	MARKET VALUE	1ST PUR
202808	303 REG	LD1103026	FIRST FINANCIAL BANK, NA	0.150	12/20/2012	0.150	\$ 76,923.10	\$ 76,923.10	\$ 76,923.10	12/20/2010
202838	303 REG	LD1103034	MIDDLEFIELD BANKING CO	0.150	12/21/2012	0.150	\$ 332,112.00	\$ 332,112.00	\$ 332,112.00	12/21/2010
202839	303 REG	LD1103042	FARMERS & MERCHANTS STATE BANK	0.150	12/21/2012	0.150	\$ 166,535.23	\$ 166,535.23	\$ 166,535.23	12/21/2010
202896	303 REG	LD1103059	FIRST NATIONAL BANK OF WELLSTON	0.150	12/21/2012	0.150	\$ 170,000.00	\$ 170,000.00	\$ 170,000.00	12/23/2010
202894	303 REG	LD1103067	NORTH VALLEY BANK	0.150	12/21/2012	0.150	\$ 160,921.66	\$ 160,921.66	\$ 160,921.66	12/23/2010
202895	303 REG	LD1103075	WAYNE SAVINGS COMMUNITY BANK	0.150	12/21/2012	0.150	\$ 400,000.00	\$ 400,000.00	\$ 400,000.00	12/23/2010
202942	303 REG	LD1103083	FIFTH THIRD BANK	0.150	12/27/2012	0.150	\$ 394,132.05	\$ 394,132.05	\$ 394,132.05	12/27/2010
202943	303 REG	LD1103091	CF BANK	0.150	12/27/2012	0.150	\$ 30,051.88	\$ 30,051.88	\$ 30,051.88	12/27/2010
202944	303 REG	LD1103109	CROGHAN COLONIAL BANK	0.150	12/27/2012	0.150	\$ 45,985.00	\$ 45,985.00	\$ 45,985.00	12/27/2010
202945	303 REG	LD1103117	CITIZENS NATIONAL OF BLUFFTON	0.150	12/27/2012	0.150	\$ 23,475.00	\$ 23,475.00	\$ 23,475.00	12/27/2010
202946	303 REG	LD1103125	FIRST CITIZENS NATIONAL BANK	0.150	12/27/2012	0.150	\$ 192,684.50	\$ 192,684.50	\$ 192,684.50	12/27/2010
202956	303 REG	LD1103133	CITIZENS NATIONAL BANK, SW OHIO	0.150	12/28/2012	0.150	\$ 34,401.66	\$ 34,401.66	\$ 34,401.66	12/28/2010
202992	303 REG	LD1103141	CROGHAN COLONIAL BANK	0.150	12/28/2012	0.150	\$ 70,000.00	\$ 70,000.00	\$ 70,000.00	12/30/2010
202993	303 REG	LD1103158	FARMERS & MERCHANTS STATE BANK	0.150	12/28/2012	0.150	\$ 40,000.00	\$ 40,000.00	\$ 40,000.00	12/30/2010
203002	303 REG	LD1103166	COMMERCIAL & SAVINGS BANK, MILLE	0.150	1/3/2013	0.150	\$ 299,096.46	\$ 299,096.46	\$ 299,096.46	1/3/2011
203003	303 REG	LD1103174	COMMERCIAL & SAVINGS BANK, MILLE	0.150	1/3/2013	0.150	\$ 152,270.94	\$ 152,270.94	\$ 152,270.94	1/3/2011
203004	303 REG	LD1103182	PORTAGE COMMUNITY BANK	0.150	1/3/2013	0.150	\$ 239,700.00	\$ 239,700.00	\$ 239,700.00	1/3/2011
203005	303 REG	LD1103190	CITIZENS SAVINGS BANK, MARTINS F	0.150	1/3/2013	0.150	\$ 30,000.00	\$ 30,000.00	\$ 30,000.00	1/3/2011
203006	303 REG	LD1103208	HUNTINGTON NATIONAL BANK, NA	0.150	1/3/2013	0.150	\$ 400,000.00	\$ 400,000.00	\$ 400,000.00	1/3/2011
203007	303 REG	LD1103216	COMMERCIAL SAVINGS BANK, UPPER S	0.150	1/3/2013	0.150	\$ 324,000.00	\$ 324,000.00	\$ 324,000.00	1/3/2011
203008	303 REG	LD1103224	FIRST CITIZENS NATIONAL BANK	0.150	1/3/2013	0.150	\$ 46,405.36	\$ 46,405.36	\$ 46,405.36	1/3/2011
203009	303 REG	LD1103232	FIRST CITIZENS NATIONAL BANK	0.150	1/3/2013	0.150	\$ 113,080.71	\$ 113,080.71	\$ 113,080.71	1/3/2011
203010	303 REG	LD1103240	WESTFIELD BANK, FSB	0.150	1/3/2013	0.150	\$ 110,000.00	\$ 110,000.00	\$ 110,000.00	1/3/2011
203011	303 REG	LD1103257	HEARTLAND BANK	0.150	1/3/2013	0.150	\$ 400,000.00	\$ 400,000.00	\$ 400,000.00	1/3/2011
203037	303 REG	LD1103265	HUNTINGTON NATIONAL BANK, NA	0.150	1/4/2013	0.150	\$ 170,000.00	\$ 170,000.00	\$ 170,000.00	1/4/2011
203038	303 REG	LD1103273	CONSUMERS NATIONAL BANK	0.150	1/4/2013	0.150	\$ 11,577.25	\$ 11,577.25	\$ 11,577.25	1/4/2011
203039	303 REG	LD1103281	WAYNE SAVINGS COMMUNITY BANK	0.150	1/4/2013	0.150	\$ 314,908.00	\$ 314,908.00	\$ 314,908.00	1/4/2011
203057	303 REG	LD1103299	FORT JENNINGS STATE BANK	0.150	1/4/2013	0.150	\$ 9,000.00	\$ 9,000.00	\$ 9,000.00	1/5/2011
203096	303 REG	LD1103307	HUNTINGTON NATIONAL BANK, NA	0.150	1/4/2013	0.150	\$ 321,000.00	\$ 321,000.00	\$ 321,000.00	1/6/2011
203097	303 REG	LD1103315	HUNTINGTON NATIONAL BANK, NA	0.150	1/4/2013	0.150	\$ 45,000.00	\$ 45,000.00	\$ 45,000.00	1/6/2011
203099	303 REG	LD1103331	FIRST CITIZENS NATIONAL BANK	0.150	1/4/2013	0.150	\$ 287,767.27	\$ 287,767.27	\$ 287,767.27	1/6/2011
203100	303 REG	LD1103349	CITIZENS NATIONAL OF BLUFFTON	0.150	1/4/2013	0.150	\$ 96,186.26	\$ 96,186.26	\$ 96,186.26	1/6/2011
203120	303 REG	LD1103356	FIRST FEDERAL BANK OF THE MIDWEST	0.150	1/7/2013	0.150	\$ 120,000.00	\$ 120,000.00	\$ 120,000.00	1/7/2011
203118	303 REG	LD1103364	FIRST FEDERAL BANK OF THE MIDWEST	0.150	1/7/2013	0.150	\$ 281,591.44	\$ 281,591.44	\$ 281,591.44	1/7/2011
203122	303 REG	LD1103372	CITIZENS SAVINGS BANK, MARTINS F	0.150	1/7/2013	0.150	\$ 173,000.00	\$ 173,000.00	\$ 173,000.00	1/7/2011
203123	303 REG	LD1103380	CROGHAN COLONIAL BANK	0.150	1/7/2013	0.150	\$ 100,000.00	\$ 100,000.00	\$ 100,000.00	1/7/2011
203139	303 REG	LD1103398	WESTFIELD BANK, FSB	0.150	1/10/2013	0.150	\$ 248,448.73	\$ 248,448.73	\$ 248,448.73	1/10/2011
203156	303 REG	LD1103406	FIRST CITIZENS NATIONAL BANK	0.150	1/11/2013	0.150	\$ 400,000.00	\$ 400,000.00	\$ 400,000.00	1/11/2011
203157	303 REG	LD1103414	FIRST FEDERAL BANK OF THE MIDWEST	0.150	1/11/2013	0.150	\$ 150,000.00	\$ 150,000.00	\$ 150,000.00	1/11/2011
203173	303 REG	LD1103422	CORTLAND SAVINGS & BANKING CO	0.150	1/11/2013	0.150	\$ 400,000.00	\$ 400,000.00	\$ 400,000.00	1/12/2011
203174	303 REG	LD1103430	FIRST CITIZENS NATIONAL BANK	0.150	1/11/2013	0.150	\$ 94,755.00	\$ 94,755.00	\$ 94,755.00	1/12/2011
203186	303 REG	LD1103448	STATE BANK & TRUST COMPANY	0.150	1/11/2013	0.150	\$ 400,000.00	\$ 400,000.00	\$ 400,000.00	1/12/2011
203187	303 REG	LD1103455	HEARTLAND BANK	0.150	1/11/2013	0.150	\$ 15,663.82	\$ 15,663.82	\$ 15,663.82	1/13/2011
203207	303 REG	LD1103463	HOME SAVINGS BANK, KENT	0.150	1/14/2013	0.150	\$ 83,886.00	\$ 83,886.00	\$ 83,886.00	1/14/2011
203227	303 REG	LD1103471	FORT JENNINGS STATE BANK	0.150	1/18/2013	0.150	\$ 210,000.00	\$ 210,000.00	\$ 210,000.00	1/18/2011
203228	303 REG	LD1103489	OLD FORT BANKING COMPANY	0.150	1/18/2013	0.150	\$ 142,670.87	\$ 142,670.87	\$ 142,670.87	1/18/2011
203245	303 REG	LD1103497	AMERICAN SAVINGS BANK, FSB	0.150	1/18/2013	0.150	\$ 81,985.00	\$ 81,985.00	\$ 81,985.00	1/18/2011
203246	303 REG	LD1103505	AMERICAN SAVINGS BANK, FSB	0.150	1/18/2013	0.150	\$ 199,345.00	\$ 199,345.00	\$ 199,345.00	1/18/2011
203253	303 REG	LD1103513	PARK NATIONAL BANK	0.150	1/18/2013	0.150	\$ 229,500.00	\$ 229,500.00	\$ 229,500.00	1/19/2011
203273	303 REG	LD1103521	HUNTINGTON NATIONAL BANK, NA	0.150	1/18/2013	0.150	\$ 33,412.41	\$ 33,412.41	\$ 33,412.41	1/20/2011
203274	303 REG	LD1103539	RIVERHILLS BANK	0.150	1/18/2013	0.150	\$ 110,000.00	\$ 110,000.00	\$ 110,000.00	1/20/2011
203290	303 REG	LD1103547	WESTFIELD BANK, FSB	0.150	1/18/2013	0.150	\$ 99,010.51	\$ 99,010.51	\$ 99,010.51	1/21/2011
203291	303 REG	LD1103554	AMERICAN SAVINGS BANK, FSB	0.150	1/18/2013	0.150	\$ 83,211.00	\$ 83,211.00	\$ 83,211.00	1/21/2011
203292	303 REG	LD1103562	AMERICAN SAVINGS BANK, FSB	0.150	1/18/2013	0.150	\$ 100,000.00	\$ 100,000.00	\$ 100,000.00	1/21/2011
203293	303 REG	LD1103570	AMERICAN SAVINGS BANK, FSB	0.150	1/18/2013	0.150	\$ 400,000.00	\$ 400,000.00	\$ 400,000.00	1/21/2011
203294	303 REG	LD1103588	AMERICAN SAVINGS BANK, FSB	0.150	1/18/2013	0.150	\$ 88,875.00	\$ 88,875.00	\$ 88,875.00	1/21/2011
203297	303 REG	LD1103596	AMERICAN SAVINGS BANK, FSB	0.150	1/18/2013	0.150	\$ 78,525.00	\$ 78,525.00	\$ 78,525.00	1/21/2011

PGM: INVS\_MONTHEND\_INVENTORY  
 SOURCE: VisualQED  
 MODEL: INVENTORY  
 BASIS: SETTLEMENT  
 AS-OF: 3/31/2011

**JOSH MANDEL  
 TREASURER, STATE OF OHIO**

INVESTMENT INVENTORY  
 SETTLED POSITIONS AS OF: 3/31/11

INVS#	FUND	CUSIP	DESCRIPTION	RATE	MATURITY	YIELD	PAR AMOUNT	BOOK VALUE	MARKET VALUE	1ST PUR
203300	303 REG	LD1103604	AMERICAN SAVINGS BANK, FSB	0.150	1/18/2013	0.150	\$ 95,672.00	\$ 95,672.00	\$ 95,672.00	1/21/2011
203315	303 REG	LD1103612	FARMERS NATIONAL BANK, CANFIELD	0.150	1/24/2013	0.150	\$ 49,619.50	\$ 49,619.50	\$ 49,619.50	1/24/2011
203316	303 REG	LD1103620	CROGHAN COLONIAL BANK	0.150	1/24/2013	0.150	\$ 302,470.56	\$ 302,470.56	\$ 302,470.56	1/24/2011
203339	303 REG	LD1103638	HUNTINGTON NATIONAL BANK, NA	0.150	1/25/2013	0.150	\$ 400,000.00	\$ 400,000.00	\$ 400,000.00	1/25/2011
203340	303 REG	LD1103646	HUNTINGTON NATIONAL BANK, NA	0.150	1/25/2013	0.150	\$ 400,000.00	\$ 400,000.00	\$ 400,000.00	1/25/2011
203341	303 REG	LD1103653	CORTLAND SAVINGS & BANKING CO	0.150	1/25/2013	0.150	\$ 400,000.00	\$ 400,000.00	\$ 400,000.00	1/25/2011
203342	303 REG	LD1103661	CORTLAND SAVINGS & BANKING CO	0.150	1/25/2013	0.150	\$ 304,904.48	\$ 304,904.48	\$ 304,904.48	1/25/2011
203362	303 REG	LD1103679	FARMERS NATIONAL BANK, CANFIELD	0.150	1/25/2013	0.150	\$ 400,000.00	\$ 400,000.00	\$ 400,000.00	1/26/2011
203398	303 REG	LD1103687	FIRST CITIZENS NATIONAL BANK	0.150	1/25/2013	0.150	\$ 112,000.00	\$ 112,000.00	\$ 112,000.00	1/27/2011
203399	303 REG	LD1103695	FIRST FEDERAL BANK OF THE MIDWEST	0.150	1/25/2013	0.150	\$ 114,466.00	\$ 114,466.00	\$ 114,466.00	1/27/2011
203400	303 REG	LD1103703	CROGHAN COLONIAL BANK	0.150	1/25/2013	0.150	\$ 214,056.52	\$ 214,056.52	\$ 214,056.52	1/27/2011
203401	303 REG	LD1103711	FARMERS & MERCHANTS STATE BANK	0.150	1/25/2013	0.150	\$ 67,500.00	\$ 67,500.00	\$ 67,500.00	1/27/2011
203419	303 REG	LD1103729	FIRST MERCHANTS BANK N.A.	0.150	1/28/2013	0.150	\$ 335,179.07	\$ 335,179.07	\$ 335,179.07	1/28/2011
203465	303 REG	LD1103737	U.S. BANK, N.A.	0.150	2/1/2013	0.150	\$ 283,801.91	\$ 283,801.91	\$ 283,801.91	2/1/2011
203466	303 REG	LD1103745	U.S. BANK, N.A.	0.150	2/1/2013	0.150	\$ 28,500.31	\$ 28,500.31	\$ 28,500.31	2/1/2011
203467	303 REG	LD1103752	FIFTH THIRD BANK	0.150	2/1/2013	0.150	\$ 250,000.00	\$ 250,000.00	\$ 250,000.00	2/1/2011
203492	303 REG	LD1103760	OLD FORT BANKING COMPANY	0.150	2/1/2013	0.150	\$ 369,189.21	\$ 369,189.21	\$ 369,189.21	2/2/2011
203520	303 REG	LD1103778	OLD FORT BANKING COMPANY	0.150	2/1/2013	0.150	\$ 128,675.57	\$ 128,675.57	\$ 128,675.57	2/3/2011
203521	303 REG	LD1103786	WESTFIELD BANK, FSB	0.150	2/1/2013	0.150	\$ 211,570.00	\$ 211,570.00	\$ 211,570.00	2/3/2011
203544	303 REG	LD1103794	SUTTON BANK	0.150	2/4/2013	0.150	\$ 216,000.00	\$ 216,000.00	\$ 216,000.00	2/4/2011
203567	303 REG	LD1103802	AMERICAN SAVINGS BANK, FSB	0.150	2/4/2013	0.150	\$ 400,000.00	\$ 400,000.00	\$ 400,000.00	2/4/2011
203569	303 REG	LD1103810	CORTLAND SAVINGS & BANKING CO	0.150	2/7/2013	0.150	\$ 41,409.51	\$ 41,409.51	\$ 41,409.51	2/7/2011
203586	303 REG	LD1103828	PARK NATIONAL BANK	0.150	2/8/2013	0.150	\$ 289,442.58	\$ 289,442.58	\$ 289,442.58	2/8/2011
203587	303 REG	LD1103836	FIRST FINANCIAL BANK, NA	0.150	2/8/2013	0.150	\$ 185,277.14	\$ 185,277.14	\$ 185,277.14	2/8/2011
203588	303 REG	LD1103844	HUNTINGTON NATIONAL BANK, NA	0.150	2/8/2013	0.150	\$ 198,145.62	\$ 198,145.62	\$ 198,145.62	2/8/2011
203589	303 REG	LD1103851	MIDDLEFIELD BANKING CO	0.150	2/8/2013	0.150	\$ 87,598.95	\$ 87,598.95	\$ 87,598.95	2/8/2011
203585	303 REG	LD1103869	U.S. BANK, N.A.	0.150	2/8/2013	0.150	\$ 344,000.00	\$ 344,000.00	\$ 344,000.00	2/8/2011
203609	303 REG	LD1103877	AMERICAN SAVINGS BANK, FSB	0.150	2/8/2013	0.150	\$ 172,000.00	\$ 172,000.00	\$ 172,000.00	2/9/2011
203610	303 REG	LD1103885	AMERICAN SAVINGS BANK, FSB	0.150	2/8/2013	0.150	\$ 77,000.00	\$ 77,000.00	\$ 77,000.00	2/9/2011
203612	303 REG	LD1103893	FIRST NATIONAL BANK, PANDORA	0.150	2/8/2013	0.150	\$ 16,486.00	\$ 16,486.00	\$ 16,486.00	2/9/2011
203616	303 REG	LD1103901	SUTTON BANK	0.150	2/8/2013	0.150	\$ 128,381.71	\$ 128,381.71	\$ 128,381.71	2/9/2011
203619	303 REG	LD1103919	CITIZENS SAVINGS BANK, MARTINS F	0.150	2/8/2013	0.150	\$ 160,958.95	\$ 160,958.95	\$ 160,958.95	2/9/2011
203627	303 REG	LD1103927	CORTLAND SAVINGS & BANKING CO	0.150	2/8/2013	0.150	\$ 163,001.42	\$ 163,001.42	\$ 163,001.42	2/10/2011
203644	303 REG	LD1103935	FIRST FEDERAL BANK OF THE MIDWEST	0.150	2/11/2013	0.150	\$ 148,026.68	\$ 148,026.68	\$ 148,026.68	2/11/2011
203646	303 REG	LD1103943	WESTFIELD BANK, FSB	0.150	2/11/2013	0.150	\$ 275,000.00	\$ 275,000.00	\$ 275,000.00	2/11/2011
203647	303 REG	LD1103950	LIBERTY NATIONAL BANK	0.150	2/11/2013	0.150	\$ 375,000.00	\$ 375,000.00	\$ 375,000.00	2/11/2011
203668	303 REG	LD1103968	WESTFIELD BANK, FSB	0.150	2/14/2013	0.150	\$ 228,818.74	\$ 228,818.74	\$ 228,818.74	2/14/2011
203669	303 REG	LD1103976	PARK NATIONAL BANK	0.150	2/14/2013	0.150	\$ 72,958.64	\$ 72,958.64	\$ 72,958.64	2/14/2011
203670	303 REG	LD1103984	LIBERTY NATIONAL BANK	0.150	2/14/2013	0.150	\$ 400,000.00	\$ 400,000.00	\$ 400,000.00	2/14/2011
203671	303 REG	LD1103992	FORT JENNINGS STATE BANK	0.150	2/14/2013	0.150	\$ 72,547.83	\$ 72,547.83	\$ 72,547.83	2/14/2011
203672	303 REG	LD1104008	FORT JENNINGS STATE BANK	0.150	2/14/2013	0.150	\$ 200,000.00	\$ 200,000.00	\$ 200,000.00	2/14/2011
203674	303 REG	LD1104016	HUNTINGTON NATIONAL BANK, NA	0.150	2/14/2013	0.150	\$ 200,000.00	\$ 200,000.00	\$ 200,000.00	2/14/2011
203676	303 REG	LD1104024	HUNTINGTON NATIONAL BANK, NA	0.150	2/14/2013	0.150	\$ 318,000.00	\$ 318,000.00	\$ 318,000.00	2/14/2011
203678	303 REG	LD1104032	HUNTINGTON NATIONAL BANK, NA	0.150	2/14/2013	0.150	\$ 400,000.00	\$ 400,000.00	\$ 400,000.00	2/14/2011
203679	303 REG	LD1104040	HUNTINGTON NATIONAL BANK, NA	0.150	2/14/2013	0.150	\$ 221,000.00	\$ 221,000.00	\$ 221,000.00	2/14/2011
203680	303 REG	LD1104057	HUNTINGTON NATIONAL BANK, NA	0.150	2/14/2013	0.150	\$ 228,000.00	\$ 228,000.00	\$ 228,000.00	2/14/2011
203682	303 REG	LD1104065	HUNTINGTON NATIONAL BANK, NA	0.150	2/14/2013	0.150	\$ 320,000.00	\$ 320,000.00	\$ 320,000.00	2/14/2011
203683	303 REG	LD1104073	HUNTINGTON NATIONAL BANK, NA	0.150	2/14/2013	0.150	\$ 350,000.00	\$ 350,000.00	\$ 350,000.00	2/14/2011
203707	303 REG	LD1104081	PARK NATIONAL BANK	0.050	2/15/2013	0.050	\$ 162,748.76	\$ 162,748.76	\$ 162,748.76	2/15/2011
203728	303 REG	LD1104099	CITIZENS NATIONAL OF BLUFFTON	0.150	2/15/2013	0.150	\$ 175,990.80	\$ 175,990.80	\$ 175,990.80	2/16/2011
203729	303 REG	LD1104107	MINSTER BANK	0.150	2/15/2013	0.150	\$ 100,000.00	\$ 100,000.00	\$ 100,000.00	2/16/2011
203730	303 REG	LD1104115	HEARTLAND BANK	0.150	2/15/2013	0.150	\$ 85,000.00	\$ 85,000.00	\$ 85,000.00	2/16/2011
203731	303 REG	LD1104123	U.S. BANK, N.A.	0.150	2/15/2013	0.150	\$ 125,000.00	\$ 125,000.00	\$ 125,000.00	2/16/2011
203732	303 REG	LD1104131	MIDDLEFIELD BANKING CO	0.150	2/15/2013	0.150	\$ 400,000.00	\$ 400,000.00	\$ 400,000.00	2/16/2011
203733	303 REG	LD1104149	HUNTINGTON NATIONAL BANK, NA	0.150	2/15/2013	0.150	\$ 47,700.00	\$ 47,700.00	\$ 47,700.00	2/16/2011
203734	303 REG	LD1104156	HUNTINGTON NATIONAL BANK, NA	0.150	2/15/2013	0.150	\$ 400,000.00	\$ 400,000.00	\$ 400,000.00	2/16/2011
203735	303 REG	LD1104164	HUNTINGTON NATIONAL BANK, NA	0.150	2/15/2013	0.150	\$ 125,000.00	\$ 125,000.00	\$ 125,000.00	2/16/2011

PGM: INVS\_MONTHEND\_INVENTORY  
 SOURCE: VisualQED  
 MODEL: INVENTORY  
 BASIS: SETTLEMENT  
 AS-OF: 3/31/2011

**JOSH MANDEL  
 TREASURER, STATE OF OHIO**

INVESTMENT INVENTORY  
 SETTLED POSITIONS AS OF: 3/31/11

INVT#	FUND	CUSIP	DESCRIPTION	RATE	MATURITY	YIELD	PAR AMOUNT	BOOK VALUE	MARKET VALUE	1ST PUR
203756	303 REG	LD1104172	OLD FORT BANKING COMPANY	0.150	2/15/2013	0.150	\$ 335,796.00	\$ 335,796.00	\$ 335,796.00	2/17/2011
203757	303 REG	LD1104180	CROGHAN COLONIAL BANK	0.150	2/15/2013	0.150	\$ 300,000.00	\$ 300,000.00	\$ 300,000.00	2/17/2011
203758	303 REG	LD1104198	COMMERCIAL & SAVINGS BANK, MILLE	0.150	2/15/2013	0.150	\$ 371,497.35	\$ 371,497.35	\$ 371,497.35	2/17/2011
203774	303 REG	LD1104206	PORTAGE COMMUNITY BANK	0.150	2/15/2013	0.150	\$ 48,530.00	\$ 48,530.00	\$ 48,530.00	2/18/2011
203775	303 REG	LD1104214	MIDDLEFIELD BANKING CO	0.150	2/15/2013	0.150	\$ 195,403.36	\$ 195,403.36	\$ 195,403.36	2/18/2011
203776	303 REG	LD1104222	FIRST FEDERAL BANK OFTHE MIDWEST	0.150	2/15/2013	0.150	\$ 400,000.00	\$ 400,000.00	\$ 400,000.00	2/18/2011
203778	303 REG	LD1104248	ANDOVER BANK	0.150	2/15/2013	0.150	\$ 99,000.00	\$ 99,000.00	\$ 99,000.00	2/18/2011
203779	303 REG	LD1104255	FIRST FINANCIAL BANK, NA	0.150	2/15/2013	0.150	\$ 125,000.00	\$ 125,000.00	\$ 125,000.00	2/18/2011
203780	303 REG	LD1104263	DELAWARE COUNTY BANK & TRUST CO*	0.150	2/15/2013	0.150	\$ 265,700.00	\$ 265,700.00	\$ 265,700.00	2/18/2011
203781	303 REG	LD1104271	OLD FORT BANKING COMPANY	0.150	2/15/2013	0.150	\$ 253,690.78	\$ 253,690.78	\$ 253,690.78	2/18/2011
203782	303 REG	LD1104289	HUNTINGTON NATIONAL BANK, NA	0.150	2/15/2013	0.150	\$ 130,000.00	\$ 130,000.00	\$ 130,000.00	2/18/2011
203783	303 REG	LD1104297	HUNTINGTON NATIONAL BANK, NA	0.150	2/15/2013	0.150	\$ 37,400.00	\$ 37,400.00	\$ 37,400.00	2/18/2011
203784	303 REG	LD1104305	HUNTINGTON NATIONAL BANK, NA	0.150	2/15/2013	0.150	\$ 150,000.00	\$ 150,000.00	\$ 150,000.00	2/18/2011
203785	303 REG	LD1104313	WESTFIELD BANK, FSB	0.150	2/15/2013	0.150	\$ 400,000.00	\$ 400,000.00	\$ 400,000.00	2/18/2011
203786	303 REG	LD1104321	WESTFIELD BANK, FSB	0.150	2/15/2013	0.150	\$ 197,284.86	\$ 197,284.86	\$ 197,284.86	2/18/2011
203820	303 REG	LD1104339	STATE BANK & TRUST COMPANY	0.150	2/22/2013	0.150	\$ 208,245.83	\$ 208,245.83	\$ 208,245.83	2/23/2011
203821	303 REG	LD1104347	STATE BANK & TRUST COMPANY	0.150	2/22/2013	0.150	\$ 129,782.00	\$ 129,782.00	\$ 129,782.00	2/23/2011
203822	303 REG	LD1104354	STATE BANK & TRUST COMPANY	0.150	2/22/2013	0.150	\$ 200,000.00	\$ 200,000.00	\$ 200,000.00	2/23/2011
203823	303 REG	LD1104362	STATE BANK & TRUST COMPANY	0.150	2/22/2013	0.150	\$ 200,000.00	\$ 200,000.00	\$ 200,000.00	2/23/2011
203824	303 REG	LD1104370	CF BANK	0.150	2/22/2013	0.150	\$ 115,037.54	\$ 115,037.54	\$ 115,037.54	2/23/2011
203825	303 REG	LD1104388	FIRST FINANCIAL BANK, NA	0.150	2/22/2013	0.150	\$ 150,000.00	\$ 150,000.00	\$ 150,000.00	2/23/2011
203826	303 REG	LD1104396	WESBANCO BANK, INC	0.150	2/22/2013	0.150	\$ 170,000.00	\$ 170,000.00	\$ 170,000.00	2/23/2011
203827	303 REG	LD1104404	FARMERS NATIONAL BANK, CANFIELD	0.150	2/22/2013	0.150	\$ 400,000.00	\$ 400,000.00	\$ 400,000.00	2/23/2011
203866	303 REG	LD1104412	FARMERS NATIONAL BANK, CANFIELD	0.150	2/22/2013	0.150	\$ 329,196.96	\$ 329,196.96	\$ 329,196.96	2/24/2011
203867	303 REG	LD1104420	HUNTINGTON NATIONAL BANK, NA	0.150	2/22/2013	0.150	\$ 85,586.98	\$ 85,586.98	\$ 85,586.98	2/24/2011
203887	303 REG	LD1104438	MIDDLEFIELD BANKING CO	0.150	2/25/2013	0.150	\$ 100,000.00	\$ 100,000.00	\$ 100,000.00	2/25/2011
203888	303 REG	LD1104446	MAINSOURCE BANK	0.150	2/25/2013	0.150	\$ 166,216.02	\$ 166,216.02	\$ 166,216.02	2/25/2011
203889	303 REG	LD1104453	HUNTINGTON NATIONAL BANK, NA	0.150	2/25/2013	0.150	\$ 91,967.41	\$ 91,967.41	\$ 91,967.41	2/25/2011
203913	303 REG	LD1104461	FORT JENNINGS STATE BANK	0.150	2/28/2013	0.150	\$ 195,600.00	\$ 195,600.00	\$ 195,600.00	2/28/2011
203914	303 REG	LD1104479	FIRST CITIZENS NATIONAL BANK	0.150	2/28/2013	0.150	\$ 60,438.67	\$ 60,438.67	\$ 60,438.67	2/28/2011
203915	303 REG	LD1104487	PARK NATIONAL BANK	0.150	2/28/2013	0.150	\$ 134,234.27	\$ 134,234.27	\$ 134,234.27	2/28/2011
203916	303 REG	LD1104495	OLD FORT BANKING COMPANY	0.150	2/28/2013	0.150	\$ 77,648.14	\$ 77,648.14	\$ 77,648.14	2/28/2011
203928	303 REG	LD1104503	U.S. BANK, N.A.	0.150	3/1/2013	0.150	\$ 400,000.00	\$ 400,000.00	\$ 400,000.00	3/1/2011
203929	303 REG	LD1104511	ANDOVER BANK	0.150	3/1/2013	0.150	\$ 126,374.67	\$ 126,374.67	\$ 126,374.67	3/1/2011
203930	303 REG	LD1104529	FARMERS & MERCHANTS STATE BANK	0.150	3/1/2013	0.150	\$ 74,215.50	\$ 74,215.50	\$ 74,215.50	3/1/2011
203931	303 REG	LD1104537	U.S. BANK, N.A.	0.150	3/1/2013	0.150	\$ 175,000.00	\$ 175,000.00	\$ 175,000.00	3/1/2011
203952	303 REG	LD1104545	FIRST CITIZENS NATIONAL BANK	0.150	3/1/2013	0.150	\$ 13,491.05	\$ 13,491.05	\$ 13,491.05	3/2/2011
203976	303 REG	LD1104552	STATE BANK & TRUST COMPANY	0.150	3/1/2013	0.150	\$ 337,323.00	\$ 337,323.00	\$ 337,323.00	3/3/2011
203977	303 REG	LD1104560	HUNTINGTON NATIONAL BANK, NA	0.150	3/1/2013	0.150	\$ 176,000.00	\$ 176,000.00	\$ 176,000.00	3/3/2011
203978	303 REG	LD1104578	FIRST FEDERAL BANK OFTHE MIDWEST	0.150	3/1/2013	0.150	\$ 400,000.00	\$ 400,000.00	\$ 400,000.00	3/3/2011
203979	303 REG	LD1104586	FIRST FEDERAL BANK OFTHE MIDWEST	0.150	3/1/2013	0.150	\$ 60,000.00	\$ 60,000.00	\$ 60,000.00	3/3/2011
203980	303 REG	LD1104594	AMERICAN SAVINGS BANK, FSB	0.150	3/1/2013	0.150	\$ 19,700.00	\$ 19,700.00	\$ 19,700.00	3/3/2011
203981	303 REG	LD1104602	FARMERS NATIONAL BANK, CANFIELD	0.150	3/1/2013	0.150	\$ 330,183.68	\$ 330,183.68	\$ 330,183.68	3/3/2011
203982	303 REG	LD1104610	FARMERS NATIONAL BANK, CANFIELD	0.150	3/1/2013	0.150	\$ 94,954.56	\$ 94,954.56	\$ 94,954.56	3/3/2011
204002	303 REG	LD1104628	FARMERS & MERCHANTS STATE BANK	0.150	3/4/2013	0.150	\$ 37,780.36	\$ 37,780.36	\$ 37,780.36	3/4/2011
204003	303 REG	LD1104636	FARMERS & MERCHANTS STATE BANK	0.150	3/4/2013	0.150	\$ 149,135.18	\$ 149,135.18	\$ 149,135.18	3/4/2011
204004	303 REG	LD1104644	MINSTER BANK	0.150	3/4/2013	0.150	\$ 50,000.00	\$ 50,000.00	\$ 50,000.00	3/4/2011
204005	303 REG	LD1104651	HOCKING VALLEY BANK	0.150	3/4/2013	0.150	\$ 118,526.84	\$ 118,526.84	\$ 118,526.84	3/4/2011
204006	303 REG	LD1104669	FIRST FEDERAL BANK OFTHE MIDWEST	0.150	3/4/2013	0.150	\$ 200,000.00	\$ 200,000.00	\$ 200,000.00	3/4/2011
204050	303 REG	LD1104677	FIRST STATE BANK OF ADAMS COUNTY	0.150	3/8/2013	0.150	\$ 400,000.00	\$ 400,000.00	\$ 400,000.00	3/8/2011
204051	303 REG	LD1104685	CITIZENS NATIONAL BANK, SW OHIO	0.150	3/8/2013	0.150	\$ 140,000.00	\$ 140,000.00	\$ 140,000.00	3/8/2011
204052	303 REG	LD1104693	CITIZENS SAVINGS BANK, MARTINS F	0.150	3/8/2013	0.150	\$ 400,000.00	\$ 400,000.00	\$ 400,000.00	3/8/2011
204083	303 REG	LD1104701	FIRST FINANCIAL BANK, NA	0.150	3/8/2013	0.150	\$ 50,000.00	\$ 50,000.00	\$ 50,000.00	3/10/2011
204084	303 REG	LD1104719	FIRST FINANCIAL BANK, NA	0.150	3/8/2013	0.150	\$ 50,000.00	\$ 50,000.00	\$ 50,000.00	3/10/2011
204085	303 REG	LD1104727	STATE BANK & TRUST COMPANY	0.150	3/8/2013	0.150	\$ 400,000.00	\$ 400,000.00	\$ 400,000.00	3/10/2011
204111	303 REG	LD1104735	CORTLAND SAVINGS & BANKING CO	0.150	3/11/2013	0.150	\$ 400,000.00	\$ 400,000.00	\$ 400,000.00	3/11/2011
204113	303 REG	LD1104743	CORTLAND SAVINGS & BANKING CO	0.150	3/11/2013	0.150	\$ 108,498.94	\$ 108,498.94	\$ 108,498.94	3/11/2011

PGM: INVS\_MONTHEND\_INVENTORY  
 SOURCE: VisualQED  
 MODEL: INVENTORY  
 BASIS: SETTLEMENT  
 AS-OF: 3/31/2011

**JOSH MANDEL  
 TREASURER, STATE OF OHIO**

INVESTMENT INVENTORY  
 SETTLED POSITIONS AS OF: 3/31/11

INVT#	FUND	CUSIP	DESCRIPTION	RATE	MATURITY	YIELD	PAR AMOUNT	BOOK VALUE	MARKET VALUE	1ST PUR
204121	303 REG	LD1104750	OHIO VALLEY BANK COMPANY	0.150	3/14/2013	0.150	\$ 103,250.00	\$ 103,250.00	\$ 103,250.00	3/14/2011
204122	303 REG	LD1104768	WATERFORD BANK N.A.	0.150	3/14/2013	0.150	\$ 400,000.00	\$ 400,000.00	\$ 400,000.00	3/14/2011
204123	303 REG	LD1104776	OLD FORT BANKING COMPANY	0.150	3/14/2013	0.150	\$ 13,917.74	\$ 13,917.74	\$ 13,917.74	3/14/2011
204124	303 REG	LD1104784	FIRST FEDERAL BANK OFTHE MIDWEST	0.150	3/14/2013	0.150	\$ 226,410.90	\$ 226,410.90	\$ 226,410.90	3/14/2011
204125	303 REG	LD1104792	FIRST FINANCIAL BANK, NA	0.150	3/14/2013	0.150	\$ 65,000.00	\$ 65,000.00	\$ 65,000.00	3/14/2011
204126	303 REG	LD1104800	FARMERS NATIONAL BANK, CANFIELD	0.150	3/14/2013	0.150	\$ 209,627.72	\$ 209,627.72	\$ 209,627.72	3/14/2011
204136	303 REG	LD1104818	FIRST FEDERAL BANK OFTHE MIDWEST	0.150	3/15/2013	0.150	\$ 63,602.04	\$ 63,602.04	\$ 63,602.04	3/15/2011
204137	303 REG	LD1104826	FIRST FEDERAL BANK OFTHE MIDWEST	0.150	3/15/2013	0.150	\$ 400,000.00	\$ 400,000.00	\$ 400,000.00	3/15/2011
204138	303 REG	LD1104834	HUNTINGTON NATIONAL BANK, NA	0.150	3/15/2013	0.150	\$ 55,200.00	\$ 55,200.00	\$ 55,200.00	3/15/2011
204139	303 REG	LD1104842	PARK NATIONAL BANK	0.150	3/15/2013	0.150	\$ 400,000.00	\$ 400,000.00	\$ 400,000.00	3/15/2011
204177	303 REG	LD1104859	HUNTINGTON NATIONAL BANK, NA	0.150	3/15/2013	0.150	\$ 210,000.00	\$ 210,000.00	\$ 210,000.00	3/17/2011
204178	303 REG	LD1104867	HUNTINGTON NATIONAL BANK, NA	0.150	3/15/2013	0.150	\$ 334,000.00	\$ 334,000.00	\$ 334,000.00	3/17/2011
204207	303 REG	LD1104875	FIRST FEDERAL BANK OFTHE MIDWEST	0.150	3/18/2013	0.150	\$ 389,155.77	\$ 389,155.77	\$ 389,155.77	3/18/2011
204208	303 REG	LD1104883	FIRST FEDERAL BANK OFTHE MIDWEST	0.150	3/18/2013	0.150	\$ 78,309.24	\$ 78,309.24	\$ 78,309.24	3/18/2011
204209	303 REG	LD1104891	OLD FORT BANKING COMPANY	0.150	3/18/2013	0.150	\$ 245,646.55	\$ 245,646.55	\$ 245,646.55	3/18/2011
204210	303 REG	LD1104909	COMMUNITY BANK, CROOKSVILLE	0.150	3/18/2013	0.150	\$ 400,000.00	\$ 400,000.00	\$ 400,000.00	3/18/2011
204211	303 REG	LD1104917	DELAWARE COUNTY BANK & TRUST CO*	0.150	3/18/2013	0.150	\$ 200,000.00	\$ 200,000.00	\$ 200,000.00	3/18/2011
204216	303 REG	LD1104925	MUTUAL FEDERAL SAVINGS	0.150	3/21/2013	0.150	\$ 218,099.00	\$ 218,099.00	\$ 218,099.00	3/21/2011
204217	303 REG	LD1104933	CITIZENS NATIONAL OF BLUFFTON	0.150	3/21/2013	0.150	\$ 22,590.20	\$ 22,590.20	\$ 22,590.20	3/21/2011
204218	303 REG	LD1104941	FORT JENNINGS STATE BANK	0.150	3/21/2013	0.150	\$ 374,047.83	\$ 374,047.83	\$ 374,047.83	3/21/2011
204219	303 REG	LD1104958	UNION BANK COMPANY, COLS GROVE	0.150	3/21/2013	0.150	\$ 103,100.27	\$ 103,100.27	\$ 103,100.27	3/21/2011
204236	303 REG	LD1104966	HUNTINGTON NATIONAL BANK, NA	0.150	3/22/2013	0.150	\$ 297,632.85	\$ 297,632.85	\$ 297,632.85	3/22/2011
204237	303 REG	LD1104974	FIRST CITIZENS NATIONAL BANK	0.150	3/22/2013	0.150	\$ 52,110.21	\$ 52,110.21	\$ 52,110.21	3/22/2011
204259	303 REG	LD1104982	FORT JENNINGS STATE BANK	0.150	3/22/2013	0.150	\$ 88,199.02	\$ 88,199.02	\$ 88,199.02	3/23/2011
204293	303 REG	LD1104990	HUNTINGTON NATIONAL BANK, NA	0.150	3/22/2013	0.150	\$ 278,625.79	\$ 278,625.79	\$ 278,625.79	3/24/2011
204294	303 REG	LD1105005	SAVINGS BANK	0.150	3/22/2013	0.150	\$ 49,288.65	\$ 49,288.65	\$ 49,288.65	3/24/2011
204317	303 REG	LD1105013	HUNTINGTON NATIONAL BANK, NA	0.150	3/25/2013	0.150	\$ 89,073.50	\$ 89,073.50	\$ 89,073.50	3/25/2011
204318	303 REG	LD1105021	FARMERS & MERCHANTS STATE BANK	0.150	3/25/2013	0.150	\$ 163,072.59	\$ 163,072.59	\$ 163,072.59	3/25/2011
204339	303 REG	LD1105039	HUNTINGTON NATIONAL BANK, NA	0.150	3/28/2013	0.150	\$ 400,000.00	\$ 400,000.00	\$ 400,000.00	3/28/2011
204340	303 REG	LD1105047	HUNTINGTON NATIONAL BANK, NA	0.150	3/28/2013	0.150	\$ 75,000.00	\$ 75,000.00	\$ 75,000.00	3/28/2011
204341	303 REG	LD1105054	HUNTINGTON NATIONAL BANK, NA	0.150	3/28/2013	0.150	\$ 200,000.00	\$ 200,000.00	\$ 200,000.00	3/28/2011
204370	303 REG	LD1105062	SAVINGS BANK	0.150	3/29/2013	0.150	\$ 400,000.00	\$ 400,000.00	\$ 400,000.00	3/29/2011
204371	303 REG	LD1105070	NATIONAL BANK & TRUST COMPANY	0.150	3/29/2013	0.150	\$ 367,374.92	\$ 367,374.92	\$ 367,374.92	3/29/2011
204374	303 REG	LD1105088	FIRST CITIZENS NATIONAL BANK	0.150	3/29/2013	0.150	\$ 95,567.16	\$ 95,567.16	\$ 95,567.16	3/30/2011
204375	303 REG	LD1105096	CITIZENS NATIONAL OF BLUFFTON	0.150	3/29/2013	0.150	\$ 61,779.87	\$ 61,779.87	\$ 61,779.87	3/30/2011
204395	303 REG	LD1105104	CORTLAND SAVINGS & BANKING CO	0.150	3/29/2013	0.150	\$ 234,407.85	\$ 234,407.85	\$ 234,407.85	3/31/2011
							\$ 233,088,651.64	\$ 233,088,651.64	\$ 233,088,651.64	
196729	303 REG	AG1005952	LIBERTY NATIONAL BANK		4/7/2011	0.150	\$ 100,000.00	\$ 100,000.00	\$ 100,000.00	4/21/2010
196730	303 REG	AG1005960	LIBERTY NATIONAL BANK		4/7/2011	0.150	\$ 100,000.00	\$ 100,000.00	\$ 100,000.00	4/21/2010
196731	303 REG	AG1005978	LIBERTY NATIONAL BANK		4/7/2011	0.150	\$ 100,000.00	\$ 100,000.00	\$ 100,000.00	4/21/2010
196732	303 REG	AG1005986	LIBERTY NATIONAL BANK		4/7/2011	0.150	\$ 100,000.00	\$ 100,000.00	\$ 100,000.00	4/21/2010
196733	303 REG	AG1005994	LIBERTY NATIONAL BANK		4/7/2011	0.150	\$ 100,000.00	\$ 100,000.00	\$ 100,000.00	4/21/2010
196735	303 REG	AG1006018	LIBERTY NATIONAL BANK		4/7/2011	0.150	\$ 100,000.00	\$ 100,000.00	\$ 100,000.00	4/21/2010
196736	303 REG	AG1006026	LIBERTY NATIONAL BANK		4/7/2011	0.150	\$ 8,500.00	\$ 8,500.00	\$ 8,500.00	4/21/2010
197147	303 REG	AG1006471	FIRST FINANCIAL BANK, NA		4/7/2011		\$ 70,000.00	\$ 70,000.00	\$ 70,000.00	5/10/2010
197375	303 REG	AG1006497	FIRST CITIZENS NATIONAL BANK		4/7/2011	0.150	\$ 100,000.00	\$ 100,000.00	\$ 100,000.00	5/19/2010
198327	303 REG	AG1006554	FIRST CITIZENS NATIONAL BANK		4/7/2011	0.150	\$ 60,000.00	\$ 60,000.00	\$ 60,000.00	6/29/2010
198394	303 REG	AG1006570	FIRST CITIZENS NATIONAL BANK		4/7/2011		\$ 100,000.00	\$ 100,000.00	\$ 100,000.00	6/30/2010
198395	303 REG	AG1006588	FIRST CITIZENS NATIONAL BANK		4/7/2011		\$ 100,000.00	\$ 100,000.00	\$ 100,000.00	6/30/2010
198420	303 REG	AG1006596	PNC BANK, NA		4/7/2011		\$ 100,000.00	\$ 100,000.00	\$ 100,000.00	6/30/2010
198421	303 REG	AG1006604	PNC BANK, NA		4/7/2011		\$ 100,000.00	\$ 100,000.00	\$ 100,000.00	6/30/2010
198422	303 REG	AG1006612	PNC BANK, NA		4/7/2011		\$ 100,000.00	\$ 100,000.00	\$ 100,000.00	6/30/2010
198423	303 REG	AG1006620	PNC BANK, NA		4/7/2011		\$ 100,000.00	\$ 100,000.00	\$ 100,000.00	6/30/2010
198424	303 REG	AG1006638	PNC BANK, NA		4/7/2011		\$ 50,000.00	\$ 50,000.00	\$ 50,000.00	6/30/2010
198425	303 REG	AG1006646	PNC BANK, NA		4/7/2011		\$ 35,000.00	\$ 35,000.00	\$ 35,000.00	6/30/2010
198426	303 REG	AG1006653	PNC BANK, NA		4/7/2011		\$ 20,000.00	\$ 20,000.00	\$ 20,000.00	6/30/2010

PGM: INVS\_MONTHEND\_INVENTORY  
 SOURCE: VisualQED  
 MODEL: INVENTORY  
 BASIS: SETTLEMENT  
 AS-OF: 3/31/2011

**JOSH MANDEL  
 TREASURER, STATE OF OHIO**

INVESTMENT INVENTORY  
 SETTLED POSITIONS AS OF: 3/31/11

INVT#	FUND	CUSIP	DESCRIPTION	RATE	MATURITY	YIELD	PAR AMOUNT	BOOK VALUE	MARKET VALUE	1ST PUR
198427	303 REG	AG1006661	PNC BANK, NA		4/7/2011		\$ 45,000.00	\$ 45,000.00	\$ 45,000.00	6/30/2010
198428	303 REG	AG1006679	PNC BANK, NA		4/7/2011		\$ 100,000.00	\$ 100,000.00	\$ 100,000.00	6/30/2010
198429	303 REG	AG1006687	PNC BANK, NA		4/7/2011		\$ 100,000.00	\$ 100,000.00	\$ 100,000.00	6/30/2010
198430	303 REG	AG1006695	PNC BANK, NA		4/7/2011		\$ 55,000.00	\$ 55,000.00	\$ 55,000.00	6/30/2010
198431	303 REG	AG1006703	PNC BANK, NA		4/7/2011		\$ 50,000.00	\$ 50,000.00	\$ 50,000.00	6/30/2010
198432	303 REG	AG1006711	PNC BANK, NA		4/7/2011		\$ 100,000.00	\$ 100,000.00	\$ 100,000.00	6/30/2010
198433	303 REG	AG1006729	PNC BANK, NA		4/7/2011		\$ 100,000.00	\$ 100,000.00	\$ 100,000.00	6/30/2010
198434	303 REG	AG1006737	PNC BANK, NA		4/7/2011		\$ 35,000.00	\$ 35,000.00	\$ 35,000.00	6/30/2010
198435	303 REG	AG1006745	PNC BANK, NA		4/7/2011		\$ 100,000.00	\$ 100,000.00	\$ 100,000.00	6/30/2010
198436	303 REG	AG1006752	PNC BANK, NA		4/7/2011		\$ 100,000.00	\$ 100,000.00	\$ 100,000.00	6/30/2010
198437	303 REG	AG1006760	PNC BANK, NA		4/7/2011		\$ 50,000.00	\$ 50,000.00	\$ 50,000.00	6/30/2010
198438	303 REG	AG1006778	PNC BANK, NA		4/7/2011		\$ 100,000.00	\$ 100,000.00	\$ 100,000.00	6/30/2010
198439	303 REG	AG1006786	PNC BANK, NA		4/7/2011		\$ 100,000.00	\$ 100,000.00	\$ 100,000.00	6/30/2010
198440	303 REG	AG1006794	PNC BANK, NA		4/7/2011		\$ 65,000.00	\$ 65,000.00	\$ 65,000.00	6/30/2010
198441	303 REG	AG1006802	PNC BANK, NA		4/7/2011		\$ 75,000.00	\$ 75,000.00	\$ 75,000.00	6/30/2010
198442	303 REG	AG1006810	PNC BANK, NA		4/7/2011		\$ 100,000.00	\$ 100,000.00	\$ 100,000.00	6/30/2010
198443	303 REG	AG1006828	PNC BANK, NA		4/7/2011		\$ 100,000.00	\$ 100,000.00	\$ 100,000.00	6/30/2010
198444	303 REG	AG1006836	PNC BANK, NA		4/7/2011		\$ 40,000.00	\$ 40,000.00	\$ 40,000.00	6/30/2010
198445	303 REG	AG1006844	PNC BANK, NA		4/7/2011		\$ 30,000.00	\$ 30,000.00	\$ 30,000.00	6/30/2010
198446	303 REG	AG1006851	PNC BANK, NA		4/7/2011		\$ 75,000.00	\$ 75,000.00	\$ 75,000.00	6/30/2010
198447	303 REG	AG1006869	PNC BANK, NA		4/7/2011		\$ 100,000.00	\$ 100,000.00	\$ 100,000.00	6/30/2010
198450	303 REG	AG1006877	PNC BANK, NA		4/7/2011		\$ 100,000.00	\$ 100,000.00	\$ 100,000.00	6/30/2010
198451	303 REG	AG1006885	PNC BANK, NA		4/7/2011		\$ 17,000.00	\$ 17,000.00	\$ 17,000.00	6/30/2010
198452	303 REG	AG1006893	PNC BANK, NA		4/7/2011		\$ 100,000.00	\$ 100,000.00	\$ 100,000.00	6/30/2010
198453	303 REG	AG1006901	PNC BANK, NA		4/7/2011		\$ 25,000.00	\$ 25,000.00	\$ 25,000.00	6/30/2010
198454	303 REG	AG1006919	PNC BANK, NA		4/7/2011		\$ 100,000.00	\$ 100,000.00	\$ 100,000.00	6/30/2010
198456	303 REG	AG1006927	PNC BANK, NA		4/7/2011		\$ 50,000.00	\$ 50,000.00	\$ 50,000.00	6/30/2010
198457	303 REG	AG1006935	PNC BANK, NA		4/7/2011		\$ 100,000.00	\$ 100,000.00	\$ 100,000.00	6/30/2010
198458	303 REG	AG1006943	PNC BANK, NA		4/7/2011		\$ 100,000.00	\$ 100,000.00	\$ 100,000.00	6/30/2010
198459	303 REG	AG1006950	PNC BANK, NA		4/7/2011		\$ 75,000.00	\$ 75,000.00	\$ 75,000.00	6/30/2010
198460	303 REG	AG1006968	PNC BANK, NA		4/7/2011		\$ 100,000.00	\$ 100,000.00	\$ 100,000.00	6/30/2010
198461	303 REG	AG1006976	PNC BANK, NA		4/7/2011		\$ 100,000.00	\$ 100,000.00	\$ 100,000.00	6/30/2010
198462	303 REG	AG1006984	PNC BANK, NA		4/7/2011		\$ 50,000.00	\$ 50,000.00	\$ 50,000.00	6/30/2010
198464	303 REG	AG1006992	PNC BANK, NA		4/7/2011		\$ 100,000.00	\$ 100,000.00	\$ 100,000.00	6/30/2010
198465	303 REG	AG1007008	PNC BANK, NA		4/7/2011		\$ 100,000.00	\$ 100,000.00	\$ 100,000.00	6/30/2010
198466	303 REG	AG1007016	PNC BANK, NA		4/7/2011		\$ 75,000.00	\$ 75,000.00	\$ 75,000.00	6/30/2010
198467	303 REG	AG1007024	PNC BANK, NA		4/7/2011		\$ 100,000.00	\$ 100,000.00	\$ 100,000.00	6/30/2010
198468	303 REG	AG1007032	PNC BANK, NA		4/7/2011		\$ 75,000.00	\$ 75,000.00	\$ 75,000.00	6/30/2010
198469	303 REG	AG1007040	PNC BANK, NA		4/7/2011		\$ 100,000.00	\$ 100,000.00	\$ 100,000.00	6/30/2010
198470	303 REG	AG1007057	PNC BANK, NA		4/7/2011		\$ 100,000.00	\$ 100,000.00	\$ 100,000.00	6/30/2010
198471	303 REG	AG1007065	PNC BANK, NA		4/7/2011		\$ 100,000.00	\$ 100,000.00	\$ 100,000.00	6/30/2010
198472	303 REG	AG1007073	PNC BANK, NA		4/7/2011		\$ 100,000.00	\$ 100,000.00	\$ 100,000.00	6/30/2010
198473	303 REG	AG1007081	PNC BANK, NA		4/7/2011		\$ 100,000.00	\$ 100,000.00	\$ 100,000.00	6/30/2010
198474	303 REG	AG1007099	PNC BANK, NA		4/7/2011		\$ 100,000.00	\$ 100,000.00	\$ 100,000.00	6/30/2010
							\$ 5,130,500.00	\$ 5,130,500.00	\$ 5,130,500.00	
201045	303 REG	LD11B0152	NATIONWIDE BANK	0.600	4/6/2011	0.600	\$ 5,000,000.00	\$ 5,000,000.00	\$ 5,000,000.00	10/6/2010
201046	303 REG	LD11B0160	WAYNE SAVINGS COMMUNITY BANK	0.600	4/6/2011	0.600	\$ 500,000.00	\$ 500,000.00	\$ 500,000.00	10/6/2010
203249	304 REG	LD11B0285	BIDOHIO	0.400	4/20/2011	0.400	\$ 1,000,000.00	\$ 1,000,000.00	\$ 1,000,000.00	1/19/2011
203250	304 REG	LD11B0293	BIDOHIO	0.400	4/20/2011	0.400	\$ 5,000,000.00	\$ 5,000,000.00	\$ 5,000,000.00	1/19/2011
203251	304 REG	LD11B0301	BIDOHIO	0.400	4/20/2011	0.400	\$ 2,000,000.00	\$ 2,000,000.00	\$ 2,000,000.00	1/19/2011
201712	303 REG	LD11B0186	HENRY COUNTY BANK	0.600	5/4/2011	0.600	\$ 2,000,000.00	\$ 2,000,000.00	\$ 2,000,000.00	11/3/2010
201713	303 REG	LD11B0194	NATIONWIDE BANK	0.600	5/4/2011	0.600	\$ 5,000,000.00	\$ 5,000,000.00	\$ 5,000,000.00	11/3/2010
203726	304 REG	LD11B0335	BIDOHIO	0.400	5/18/2011	0.400	\$ 2,000,000.00	\$ 2,000,000.00	\$ 2,000,000.00	2/16/2011
203727	304 REG	LD11B0343	BIDOHIO	0.400	5/18/2011	0.400	\$ 5,000,000.00	\$ 5,000,000.00	\$ 5,000,000.00	2/16/2011
202569	303 REG	LD11B0228	NATIONWIDE BANK	0.600	6/8/2011	0.600	\$ 5,000,000.00	\$ 5,000,000.00	\$ 5,000,000.00	12/8/2010
204157	304 REG	LD11B0376	BIDOHIO	0.400	6/22/2011	0.400	\$ 5,000,000.00	\$ 5,000,000.00	\$ 5,000,000.00	3/16/2011

PGM: INVS\_MONTHEND\_INVENTORY  
 SOURCE: VisualQED  
 MODEL: INVENTORY  
 BASIS: SETTLEMENT  
 AS-OF: 3/31/2011

**JOSH MANDEL**  
**TREASURER, STATE OF OHIO**

INVESTMENT INVENTORY  
 SETTLED POSITIONS AS OF: 3/31/11

INVT#	FUND	CUSIP	DESCRIPTION	RATE	MATURITY	YIELD	PAR AMOUNT	BOOK VALUE	MARKET VALUE	1ST PUR
204156	304 REG	LD11B0366	BIDOHIO	0.400	6/22/2011	0.400	\$ 2,500,000.00	\$ 2,500,000.00	\$ 2,500,000.00	3/16/2011
203054	303 REG	LD11B0251	HENRY COUNTY BANK	0.600	7/6/2011	0.600	\$ 1,000,000.00	\$ 1,000,000.00	\$ 1,000,000.00	1/5/2011
203055	303 REG	LD11B0269	NATIONWIDE BANK	0.600	7/6/2011	0.600	\$ 5,000,000.00	\$ 5,000,000.00	\$ 5,000,000.00	1/5/2011
203056	303 REG	LD11B0277	HEARTLAND BANK	0.600	7/6/2011	0.600	\$ 3,000,000.00	\$ 3,000,000.00	\$ 3,000,000.00	1/5/2011
203490	303 REG	LD11B0319	HENRY COUNTY BANK	0.600	8/3/2011	0.600	\$ 500,000.00	\$ 500,000.00	\$ 500,000.00	2/2/2011
203491	303 REG	LD11B0327	NATIONWIDE BANK	0.600	8/3/2011	0.600	\$ 5,000,000.00	\$ 5,000,000.00	\$ 5,000,000.00	2/2/2011
203948	303 REG	LD11B0350	NATIONWIDE BANK	0.500	9/7/2011	0.500	\$ 5,000,000.00	\$ 5,000,000.00	\$ 5,000,000.00	3/2/2011
							\$ 59,500,000.00	\$ 59,500,000.00	\$ 59,500,000.00	
196002	303 REG	AG1000011	SHERWOOD STATE BANK		4/7/2011		\$ 60,000.00	\$ 60,000.00	\$ 60,000.00	4/14/2010
196003	303 REG	AG1000029	SHERWOOD STATE BANK		4/7/2011		\$ 20,000.00	\$ 20,000.00	\$ 20,000.00	4/14/2010
196004	303 REG	AG1000037	SHERWOOD STATE BANK		4/7/2011		\$ 100,000.00	\$ 100,000.00	\$ 100,000.00	4/14/2010
196005	303 REG	AG1000045	SHERWOOD STATE BANK		4/7/2011		\$ 100,000.00	\$ 100,000.00	\$ 100,000.00	4/14/2010
196007	303 REG	AG1000052	SHERWOOD STATE BANK		4/7/2011		\$ 50,000.00	\$ 50,000.00	\$ 50,000.00	4/14/2010
196008	303 REG	AG1000060	SHERWOOD STATE BANK		4/7/2011		\$ 40,000.00	\$ 40,000.00	\$ 40,000.00	4/14/2010
196011	303 REG	AG1000078	SHERWOOD STATE BANK		4/7/2011		\$ 25,000.00	\$ 25,000.00	\$ 25,000.00	4/14/2010
196012	303 REG	AG1000086	SHERWOOD STATE BANK		4/7/2011		\$ 100,000.00	\$ 100,000.00	\$ 100,000.00	4/14/2010
196013	303 REG	AG1000094	SHERWOOD STATE BANK		4/7/2011		\$ 40,000.00	\$ 40,000.00	\$ 40,000.00	4/14/2010
196014	303 REG	AG1000102	SHERWOOD STATE BANK		4/7/2011		\$ 30,000.00	\$ 30,000.00	\$ 30,000.00	4/14/2010
196015	303 REG	AG1000110	SHERWOOD STATE BANK		4/7/2011		\$ 70,000.00	\$ 70,000.00	\$ 70,000.00	4/14/2010
196016	303 REG	AG1000128	SHERWOOD STATE BANK		4/7/2011		\$ 35,000.00	\$ 35,000.00	\$ 35,000.00	4/14/2010
196017	303 REG	AG1000136	SHERWOOD STATE BANK		4/7/2011		\$ 100,000.00	\$ 100,000.00	\$ 100,000.00	4/14/2010
196018	303 REG	AG1000144	SHERWOOD STATE BANK		4/7/2011		\$ 35,000.00	\$ 35,000.00	\$ 35,000.00	4/14/2010
196019	303 REG	AG1000151	SHERWOOD STATE BANK		4/7/2011		\$ 55,000.00	\$ 55,000.00	\$ 55,000.00	4/14/2010
196020	303 REG	AG1000169	SHERWOOD STATE BANK		4/7/2011		\$ 50,000.00	\$ 50,000.00	\$ 50,000.00	4/14/2010
196021	303 REG	AG1000177	SHERWOOD STATE BANK		4/7/2011		\$ 40,000.00	\$ 40,000.00	\$ 40,000.00	4/14/2010
196022	303 REG	AG1000185	SHERWOOD STATE BANK		4/7/2011		\$ 50,000.00	\$ 50,000.00	\$ 50,000.00	4/14/2010
196024	303 REG	AG1000193	Security NB&Trust, div Park DNU		4/7/2011		\$ 100,000.00	\$ 100,000.00	\$ 100,000.00	4/14/2010
196025	303 REG	AG1000201	Security NB&Trust, div Park DNU		4/7/2011		\$ 90,000.00	\$ 90,000.00	\$ 90,000.00	4/14/2010
196026	303 REG	AG1000219	Security NB&Trust, div Park DNU		4/7/2011		\$ 100,000.00	\$ 100,000.00	\$ 100,000.00	4/14/2010
196030	303 REG	AG1000227	Security NB&Trust, div Park DNU		4/7/2011		\$ 80,000.00	\$ 80,000.00	\$ 80,000.00	4/14/2010
196031	303 REG	AG1000235	Security NB&Trust, div Park DNU		4/7/2011		\$ 20,000.00	\$ 20,000.00	\$ 20,000.00	4/14/2010
196032	303 REG	AG1000243	Security NB&Trust, div Park DNU		4/7/2011		\$ 100,000.00	\$ 100,000.00	\$ 100,000.00	4/14/2010
196033	303 REG	AG1000250	Security NB&Trust, div Park DNU		4/7/2011		\$ 60,000.00	\$ 60,000.00	\$ 60,000.00	4/14/2010
196034	303 REG	AG1000268	Security NB&Trust, div Park DNU		4/7/2011		\$ 50,000.00	\$ 50,000.00	\$ 50,000.00	4/14/2010
196035	303 REG	AG1000276	Security NB&Trust, div Park DNU		4/7/2011		\$ 100,000.00	\$ 100,000.00	\$ 100,000.00	4/14/2010
196036	303 REG	AG1000284	Security NB&Trust, div Park DNU		4/7/2011		\$ 100,000.00	\$ 100,000.00	\$ 100,000.00	4/14/2010
196037	303 REG	AG1000292	Security NB&Trust, div Park DNU		4/7/2011		\$ 40,000.00	\$ 40,000.00	\$ 40,000.00	4/14/2010
196038	303 REG	AG1000300	Security NB&Trust, div Park DNU		4/7/2011		\$ 60,000.00	\$ 60,000.00	\$ 60,000.00	4/14/2010
196039	303 REG	AG1000318	Security NB&Trust, div Park DNU		4/7/2011		\$ 100,000.00	\$ 100,000.00	\$ 100,000.00	4/14/2010
196040	303 REG	AG1000326	Security NB&Trust, div Park DNU		4/7/2011		\$ 100,000.00	\$ 100,000.00	\$ 100,000.00	4/14/2010
196041	303 REG	AG1000334	Security NB&Trust, div Park DNU		4/7/2011		\$ 100,000.00	\$ 100,000.00	\$ 100,000.00	4/14/2010
196042	303 REG	AG1000342	Security NB&Trust, div Park DNU		4/7/2011		\$ 100,000.00	\$ 100,000.00	\$ 100,000.00	4/14/2010
196043	303 REG	AG1000359	Security NB&Trust, div Park DNU		4/7/2011		\$ 80,150.00	\$ 80,150.00	\$ 80,150.00	4/14/2010
196044	303 REG	AG1000367	Security NB&Trust, div Park DNU		4/7/2011		\$ 100,000.00	\$ 100,000.00	\$ 100,000.00	4/14/2010
196045	303 REG	AG1000375	Security NB&Trust, div Park DNU		4/7/2011		\$ 100,000.00	\$ 100,000.00	\$ 100,000.00	4/14/2010
196046	303 REG	AG1000383	Security NB&Trust, div Park DNU		4/7/2011		\$ 60,000.00	\$ 60,000.00	\$ 60,000.00	4/14/2010
196047	303 REG	AG1000391	Security NB&Trust, div Park DNU		4/7/2011		\$ 100,000.00	\$ 100,000.00	\$ 100,000.00	4/14/2010
196048	303 REG	AG1000409	Security NB&Trust, div Park DNU		4/7/2011		\$ 100,000.00	\$ 100,000.00	\$ 100,000.00	4/14/2010
196049	303 REG	AG1000417	Security NB&Trust, div Park DNU		4/7/2011		\$ 100,000.00	\$ 100,000.00	\$ 100,000.00	4/14/2010
196050	303 REG	AG1000425	Security NB&Trust, div Park DNU		4/7/2011		\$ 100,000.00	\$ 100,000.00	\$ 100,000.00	4/14/2010
196051	303 REG	AG1000433	Security NB&Trust, div Park DNU		4/7/2011		\$ 100,000.00	\$ 100,000.00	\$ 100,000.00	4/14/2010
196052	303 REG	AG1000441	Security NB&Trust, div Park DNU		4/7/2011		\$ 100,000.00	\$ 100,000.00	\$ 100,000.00	4/14/2010
196053	303 REG	AG1000458	Security NB&Trust, div Park DNU		4/7/2011		\$ 100,000.00	\$ 100,000.00	\$ 100,000.00	4/14/2010
196054	303 REG	AG1000466	Security NB&Trust, div Park DNU		4/7/2011		\$ 20,000.00	\$ 20,000.00	\$ 20,000.00	4/14/2010
196055	303 REG	AG1000474	Security NB&Trust, div Park DNU		4/7/2011		\$ 100,000.00	\$ 100,000.00	\$ 100,000.00	4/14/2010
196056	303 REG	AG1000482	Security NB&Trust, div Park DNU		4/7/2011		\$ 100,000.00	\$ 100,000.00	\$ 100,000.00	4/14/2010



PGM: INVS\_MONTHEND\_INVENTORY  
 SOURCE: VisualQED  
 MODEL: INVENTORY  
 BASIS: SETTLEMENT  
 AS-OF: 3/31/2011

**JOSH MANDEL**  
**TREASURER, STATE OF OHIO**

INVESTMENT INVENTORY  
 SETTLED POSITIONS AS OF: 3/31/11

INVT#	FUND	CUSIP	DESCRIPTION	RATE	MATURITY	YIELD	PAR AMOUNT	BOOK VALUE	MARKET VALUE	1ST PUR
196057	303 REG	AG1000490	Security NB&Trust, div Park DNU		4/7/2011		\$ 55,000.00	\$ 55,000.00	\$ 55,000.00	4/14/2010
196058	303 REG	AG1000508	Security NB&Trust, div Park DNU		4/7/2011		\$ 60,000.00	\$ 60,000.00	\$ 60,000.00	4/14/2010
196059	303 REG	AG1000516	Security NB&Trust, div Park DNU		4/7/2011		\$ 80,000.00	\$ 80,000.00	\$ 80,000.00	4/14/2010
196060	303 REG	AG1000524	Security NB&Trust, div Park DNU		4/7/2011		\$ 100,000.00	\$ 100,000.00	\$ 100,000.00	4/14/2010
196061	303 REG	AG1000532	Security NB&Trust, div Park DNU		4/7/2011		\$ 100,000.00	\$ 100,000.00	\$ 100,000.00	4/14/2010
196062	303 REG	AG1000540	Security NB&Trust, div Park DNU		4/7/2011		\$ 100,000.00	\$ 100,000.00	\$ 100,000.00	4/14/2010
196063	303 REG	AG1000557	Security NB&Trust, div Park DNU		4/7/2011		\$ 100,000.00	\$ 100,000.00	\$ 100,000.00	4/14/2010
196064	303 REG	AG1000565	Security NB&Trust, div Park DNU		4/7/2011		\$ 100,000.00	\$ 100,000.00	\$ 100,000.00	4/14/2010
196065	303 REG	AG1000573	Security NB&Trust, div Park DNU		4/7/2011		\$ 100,000.00	\$ 100,000.00	\$ 100,000.00	4/14/2010
196066	303 REG	AG1000581	Security NB&Trust, div Park DNU		4/7/2011		\$ 100,000.00	\$ 100,000.00	\$ 100,000.00	4/14/2010
196067	303 REG	AG1000599	Security NB&Trust, div Park DNU		4/7/2011		\$ 100,000.00	\$ 100,000.00	\$ 100,000.00	4/14/2010
196068	303 REG	AG1000607	Security NB&Trust, div Park DNU		4/7/2011		\$ 50,000.00	\$ 50,000.00	\$ 50,000.00	4/14/2010
196069	303 REG	AG1000615	Security NB&Trust, div Park DNU		4/7/2011		\$ 100,000.00	\$ 100,000.00	\$ 100,000.00	4/14/2010
196070	303 REG	AG1000623	Security NB&Trust, div Park DNU		4/7/2011		\$ 100,000.00	\$ 100,000.00	\$ 100,000.00	4/14/2010
196071	303 REG	AG1000631	Security NB&Trust, div Park DNU		4/7/2011		\$ 50,000.00	\$ 50,000.00	\$ 50,000.00	4/14/2010
196072	303 REG	AG1000649	FARMERS CITIZENS BANK, BUCYRUS		4/7/2011		\$ 50,000.00	\$ 50,000.00	\$ 50,000.00	4/14/2010
196073	303 REG	AG1000656	FARMERS CITIZENS BANK, BUCYRUS		4/7/2011		\$ 100,000.00	\$ 100,000.00	\$ 100,000.00	4/14/2010
196074	303 REG	AG1000664	FARMERS CITIZENS BANK, BUCYRUS		4/7/2011		\$ 100,000.00	\$ 100,000.00	\$ 100,000.00	4/14/2010
196075	303 REG	AG1000672	FARMERS CITIZENS BANK, BUCYRUS		4/7/2011		\$ 50,000.00	\$ 50,000.00	\$ 50,000.00	4/14/2010
196076	303 REG	AG1000680	FARMERS CITIZENS BANK, BUCYRUS		4/7/2011		\$ 50,000.00	\$ 50,000.00	\$ 50,000.00	4/14/2010
196077	303 REG	AG1000698	FARMERS CITIZENS BANK, BUCYRUS		4/7/2011		\$ 15,500.00	\$ 15,500.00	\$ 15,500.00	4/14/2010
196078	303 REG	AG1000706	FARMERS CITIZENS BANK, BUCYRUS		4/7/2011		\$ 100,000.00	\$ 100,000.00	\$ 100,000.00	4/14/2010
196079	303 REG	AG1000714	FARMERS CITIZENS BANK, BUCYRUS		4/7/2011		\$ 30,000.00	\$ 30,000.00	\$ 30,000.00	4/14/2010
196080	303 REG	AG1000722	FARMERS CITIZENS BANK, BUCYRUS		4/7/2011		\$ 100,000.00	\$ 100,000.00	\$ 100,000.00	4/14/2010
196081	303 REG	AG1000730	FARMERS CITIZENS BANK, BUCYRUS		4/7/2011		\$ 100,000.00	\$ 100,000.00	\$ 100,000.00	4/14/2010
196082	303 REG	AG1000748	FARMERS CITIZENS BANK, BUCYRUS		4/7/2011		\$ 50,000.00	\$ 50,000.00	\$ 50,000.00	4/14/2010
196083	303 REG	AG1000755	FARMERS CITIZENS BANK, BUCYRUS		4/7/2011		\$ 100,000.00	\$ 100,000.00	\$ 100,000.00	4/14/2010
196084	303 REG	AG1000763	FARMERS CITIZENS BANK, BUCYRUS		4/7/2011		\$ 50,287.00	\$ 50,287.00	\$ 50,287.00	4/14/2010
196086	303 REG	AG1000771	FARMERS CITIZENS BANK, BUCYRUS		4/7/2011		\$ 50,000.00	\$ 50,000.00	\$ 50,000.00	4/14/2010
196087	303 REG	AG1000789	FARMERS CITIZENS BANK, BUCYRUS		4/7/2011		\$ 100,000.00	\$ 100,000.00	\$ 100,000.00	4/14/2010
196088	303 REG	AG1000797	FARMERS CITIZENS BANK, BUCYRUS		4/7/2011		\$ 100,000.00	\$ 100,000.00	\$ 100,000.00	4/14/2010
196089	303 REG	AG1000805	FARMERS SAVINGS BANK, SPENCER		4/7/2011		\$ 100,000.00	\$ 100,000.00	\$ 100,000.00	4/14/2010
196095	303 REG	AG1000813	FARMERS SAVINGS BANK, SPENCER		4/7/2011		\$ 100,000.00	\$ 100,000.00	\$ 100,000.00	4/14/2010
196096	303 REG	AG1000821	FARMERS SAVINGS BANK, SPENCER		4/7/2011		\$ 100,000.00	\$ 100,000.00	\$ 100,000.00	4/14/2010
196097	303 REG	AG1000839	FARMERS SAVINGS BANK, SPENCER		4/7/2011		\$ 100,000.00	\$ 100,000.00	\$ 100,000.00	4/14/2010
196098	303 REG	AG1000847	FARMERS SAVINGS BANK, SPENCER		4/7/2011		\$ 50,000.00	\$ 50,000.00	\$ 50,000.00	4/14/2010
196099	303 REG	AG1000854	FARMERS SAVINGS BANK, SPENCER		4/7/2011		\$ 100,000.00	\$ 100,000.00	\$ 100,000.00	4/14/2010
196100	303 REG	AG1000862	FIRST FEDERAL BANK OFTHE MIDWEST		4/7/2011		\$ 100,000.00	\$ 100,000.00	\$ 100,000.00	4/14/2010
196101	303 REG	AG1000870	FIRST FEDERAL BANK OFTHE MIDWEST		4/7/2011		\$ 100,000.00	\$ 100,000.00	\$ 100,000.00	4/14/2010
196102	303 REG	AG1000888	FIRST FEDERAL BANK OFTHE MIDWEST		4/7/2011		\$ 100,000.00	\$ 100,000.00	\$ 100,000.00	4/14/2010
196103	303 REG	AG1000896	FIRST FEDERAL BANK OFTHE MIDWEST		4/7/2011		\$ 80,000.00	\$ 80,000.00	\$ 80,000.00	4/14/2010
196104	303 REG	AG1000904	FIRST FEDERAL BANK OFTHE MIDWEST		4/7/2011		\$ 100,000.00	\$ 100,000.00	\$ 100,000.00	4/14/2010
196105	303 REG	AG1000912	FIRST FEDERAL BANK OFTHE MIDWEST		4/7/2011		\$ 100,000.00	\$ 100,000.00	\$ 100,000.00	4/14/2010
196106	303 REG	AG1000920	FIRST FEDERAL BANK OFTHE MIDWEST		4/7/2011		\$ 100,000.00	\$ 100,000.00	\$ 100,000.00	4/14/2010
196107	303 REG	AG1000938	FIRST FEDERAL BANK OFTHE MIDWEST		4/7/2011		\$ 100,000.00	\$ 100,000.00	\$ 100,000.00	4/14/2010
196108	303 REG	AG1000946	FIRST FEDERAL BANK OFTHE MIDWEST		4/7/2011		\$ 60,000.00	\$ 60,000.00	\$ 60,000.00	4/14/2010
196109	303 REG	AG1000953	FIRST FEDERAL BANK OFTHE MIDWEST		4/7/2011		\$ 100,000.00	\$ 100,000.00	\$ 100,000.00	4/14/2010
196110	303 REG	AG1000961	FIRST FEDERAL BANK OFTHE MIDWEST		4/7/2011		\$ 40,000.00	\$ 40,000.00	\$ 40,000.00	4/14/2010
196111	303 REG	AG1000979	FIRST FEDERAL BANK OFTHE MIDWEST		4/7/2011		\$ 35,000.00	\$ 35,000.00	\$ 35,000.00	4/14/2010
196112	303 REG	AG1000987	FIRST FEDERAL BANK OFTHE MIDWEST		4/7/2011		\$ 100,000.00	\$ 100,000.00	\$ 100,000.00	4/14/2010
196113	303 REG	AG1000995	FIRST FEDERAL BANK OFTHE MIDWEST		4/7/2011		\$ 85,000.00	\$ 85,000.00	\$ 85,000.00	4/14/2010
196114	303 REG	AG1001001	FIRST FEDERAL BANK OFTHE MIDWEST		4/7/2011		\$ 100,000.00	\$ 100,000.00	\$ 100,000.00	4/14/2010
196115	303 REG	AG1001019	FIRST FEDERAL BANK OFTHE MIDWEST		4/7/2011		\$ 30,000.00	\$ 30,000.00	\$ 30,000.00	4/14/2010
196116	303 REG	AG1001027	FIRST FEDERAL BANK OFTHE MIDWEST		4/7/2011		\$ 100,000.00	\$ 100,000.00	\$ 100,000.00	4/14/2010
196117	303 REG	AG1001035	FIRST FEDERAL BANK OFTHE MIDWEST		4/7/2011		\$ 60,000.00	\$ 60,000.00	\$ 60,000.00	4/14/2010
196118	303 REG	AG1001043	FIRST FEDERAL BANK OFTHE MIDWEST		4/7/2011		\$ 100,000.00	\$ 100,000.00	\$ 100,000.00	4/14/2010
196119	303 REG	AG1001050	FIRST FEDERAL BANK OFTHE MIDWEST		4/7/2011		\$ 100,000.00	\$ 100,000.00	\$ 100,000.00	4/14/2010

PGM: INVS\_MONTHEND\_INVENTORY  
 SOURCE: VisualQED  
 MODEL: INVENTORY  
 BASIS: SETTLEMENT  
 AS-OF: 3/31/2011

**JOSH MANDEL**  
**TREASURER, STATE OF OHIO**

INVESTMENT INVENTORY  
 SETTLED POSITIONS AS OF: 3/31/11

INVT#	FUND	CUSIP	DESCRIPTION	RATE	MATURITY	YIELD	PAR AMOUNT	BOOK VALUE	MARKET VALUE	1ST PUR
196120	303 REG	AG1001068	FIRST FEDERAL BANK OFTHE MIDWEST		4/7/2011		\$ 75,000.00	\$ 75,000.00	\$ 75,000.00	4/14/2010
196121	303 REG	AG1001076	FIRST FEDERAL BANK OFTHE MIDWEST		4/7/2011		\$ 100,000.00	\$ 100,000.00	\$ 100,000.00	4/14/2010
196122	303 REG	AG1001084	FIRST FEDERAL BANK OFTHE MIDWEST		4/7/2011		\$ 43,000.00	\$ 43,000.00	\$ 43,000.00	4/14/2010
196123	303 REG	AG1001092	FIRST FEDERAL BANK OFTHE MIDWEST		4/7/2011		\$ 100,000.00	\$ 100,000.00	\$ 100,000.00	4/14/2010
196124	303 REG	AG1001100	FIRST FEDERAL BANK OFTHE MIDWEST		4/7/2011		\$ 100,000.00	\$ 100,000.00	\$ 100,000.00	4/14/2010
196125	303 REG	AG1001118	FIRST FEDERAL BANK OFTHE MIDWEST		4/7/2011		\$ 100,000.00	\$ 100,000.00	\$ 100,000.00	4/14/2010
196126	303 REG	AG1001126	FIRST FEDERAL BANK OFTHE MIDWEST		4/7/2011		\$ 75,000.00	\$ 75,000.00	\$ 75,000.00	4/14/2010
196127	303 REG	AG1001134	FIRST FEDERAL BANK OFTHE MIDWEST		4/7/2011		\$ 100,000.00	\$ 100,000.00	\$ 100,000.00	4/14/2010
196128	303 REG	AG1001142	FORT JENNINGS STATE BANK		4/7/2011		\$ 100,000.00	\$ 100,000.00	\$ 100,000.00	4/14/2010
196129	303 REG	AG1001159	FORT JENNINGS STATE BANK		4/7/2011		\$ 75,000.00	\$ 75,000.00	\$ 75,000.00	4/14/2010
196130	303 REG	AG1001167	FORT JENNINGS STATE BANK		4/7/2011		\$ 50,000.00	\$ 50,000.00	\$ 50,000.00	4/14/2010
196131	303 REG	AG1001175	FORT JENNINGS STATE BANK		4/7/2011		\$ 100,000.00	\$ 100,000.00	\$ 100,000.00	4/14/2010
196132	303 REG	AG1001183	FORT JENNINGS STATE BANK		4/7/2011		\$ 100,000.00	\$ 100,000.00	\$ 100,000.00	4/14/2010
196133	303 REG	AG1001191	FORT JENNINGS STATE BANK		4/7/2011		\$ 65,000.00	\$ 65,000.00	\$ 65,000.00	4/14/2010
196134	303 REG	AG1001209	FORT JENNINGS STATE BANK		4/7/2011		\$ 100,000.00	\$ 100,000.00	\$ 100,000.00	4/14/2010
196135	303 REG	AG1001217	FORT JENNINGS STATE BANK		4/7/2011		\$ 100,000.00	\$ 100,000.00	\$ 100,000.00	4/14/2010
196136	303 REG	AG1001225	FORT JENNINGS STATE BANK		4/7/2011		\$ 80,000.00	\$ 80,000.00	\$ 80,000.00	4/14/2010
196137	303 REG	AG1001233	FORT JENNINGS STATE BANK		4/7/2011		\$ 100,000.00	\$ 100,000.00	\$ 100,000.00	4/14/2010
196138	303 REG	AG1001241	FORT JENNINGS STATE BANK		4/7/2011		\$ 83,000.00	\$ 83,000.00	\$ 83,000.00	4/14/2010
196139	303 REG	AG1001258	FORT JENNINGS STATE BANK		4/7/2011		\$ 100,000.00	\$ 100,000.00	\$ 100,000.00	4/14/2010
196140	303 REG	AG1001266	FORT JENNINGS STATE BANK		4/7/2011		\$ 100,000.00	\$ 100,000.00	\$ 100,000.00	4/14/2010
196141	303 REG	AG1001274	FORT JENNINGS STATE BANK		4/7/2011		\$ 100,000.00	\$ 100,000.00	\$ 100,000.00	4/14/2010
196142	303 REG	AG1001282	FORT JENNINGS STATE BANK		4/7/2011		\$ 100,000.00	\$ 100,000.00	\$ 100,000.00	4/14/2010
196143	303 REG	AG1001290	FORT JENNINGS STATE BANK		4/7/2011		\$ 100,000.00	\$ 100,000.00	\$ 100,000.00	4/14/2010
196144	303 REG	AG1001308	SUTTON BANK		4/7/2011		\$ 100,000.00	\$ 100,000.00	\$ 100,000.00	4/14/2010
196145	303 REG	AG1001316	SUTTON BANK		4/7/2011		\$ 100,000.00	\$ 100,000.00	\$ 100,000.00	4/14/2010
196146	303 REG	AG1001324	SUTTON BANK		4/7/2011		\$ 70,000.00	\$ 70,000.00	\$ 70,000.00	4/14/2010
196147	303 REG	AG1001332	SUTTON BANK		4/7/2011		\$ 100,000.00	\$ 100,000.00	\$ 100,000.00	4/14/2010
196148	303 REG	AG1001340	SUTTON BANK		4/7/2011		\$ 100,000.00	\$ 100,000.00	\$ 100,000.00	4/14/2010
196149	303 REG	AG1001357	SUTTON BANK		4/7/2011		\$ 90,265.00	\$ 90,265.00	\$ 90,265.00	4/14/2010
196150	303 REG	AG1001365	SUTTON BANK		4/7/2011		\$ 50,000.00	\$ 50,000.00	\$ 50,000.00	4/14/2010
196151	303 REG	AG1001373	SUTTON BANK		4/7/2011		\$ 100,000.00	\$ 100,000.00	\$ 100,000.00	4/14/2010
196152	303 REG	AG1001381	SUTTON BANK		4/7/2011		\$ 67,262.00	\$ 67,262.00	\$ 67,262.00	4/14/2010
196153	303 REG	AG1001399	SUTTON BANK		4/7/2011		\$ 100,000.00	\$ 100,000.00	\$ 100,000.00	4/14/2010
196154	303 REG	AG1001407	SUTTON BANK		4/7/2011		\$ 90,000.00	\$ 90,000.00	\$ 90,000.00	4/14/2010
196155	303 REG	AG1001415	GENOA BANKING COMPANY		4/7/2011		\$ 100,000.00	\$ 100,000.00	\$ 100,000.00	4/14/2010
196156	303 REG	AG1001423	GENOA BANKING COMPANY		4/7/2011		\$ 100,000.00	\$ 100,000.00	\$ 100,000.00	4/14/2010
196157	303 REG	AG1001431	GENOA BANKING COMPANY		4/7/2011		\$ 90,000.00	\$ 90,000.00	\$ 90,000.00	4/14/2010
196158	303 REG	AG1001449	GENOA BANKING COMPANY		4/7/2011		\$ 100,000.00	\$ 100,000.00	\$ 100,000.00	4/14/2010
196159	303 REG	AG1001456	HAMLER STATE BANK		4/7/2011		\$ 85,000.00	\$ 85,000.00	\$ 85,000.00	4/14/2010
196160	303 REG	AG1001464	HAMLER STATE BANK		4/7/2011		\$ 100,000.00	\$ 100,000.00	\$ 100,000.00	4/14/2010
196161	303 REG	AG1001472	HAMLER STATE BANK		4/7/2011		\$ 75,000.00	\$ 75,000.00	\$ 75,000.00	4/14/2010
196163	303 REG	AG1001480	HAMLER STATE BANK		4/7/2011		\$ 90,000.00	\$ 90,000.00	\$ 90,000.00	4/14/2010
196164	303 REG	AG1001498	MINSTER BANK		4/7/2011		\$ 60,000.00	\$ 60,000.00	\$ 60,000.00	4/14/2010
196166	303 REG	AG1001506	MINSTER BANK		4/7/2011		\$ 100,000.00	\$ 100,000.00	\$ 100,000.00	4/14/2010
196167	303 REG	AG1001514	MINSTER BANK		4/7/2011		\$ 80,000.00	\$ 80,000.00	\$ 80,000.00	4/14/2010
196168	303 REG	AG1001522	MINSTER BANK		4/7/2011		\$ 100,000.00	\$ 100,000.00	\$ 100,000.00	4/14/2010
196169	303 REG	AG1001530	MINSTER BANK		4/7/2011		\$ 25,000.00	\$ 25,000.00	\$ 25,000.00	4/14/2010
196170	303 REG	AG1001548	MINSTER BANK		4/7/2011		\$ 100,000.00	\$ 100,000.00	\$ 100,000.00	4/14/2010
196171	303 REG	AG1001555	MINSTER BANK		4/7/2011		\$ 40,000.00	\$ 40,000.00	\$ 40,000.00	4/14/2010
196187	303 REG	AG1001563	CITIZENS BANK OF ASHVILLE		4/7/2011		\$ 100,000.00	\$ 100,000.00	\$ 100,000.00	4/15/2010
196188	303 REG	AG1001571	CITIZENS BANK OF ASHVILLE		4/7/2011		\$ 100,000.00	\$ 100,000.00	\$ 100,000.00	4/15/2010
196189	303 REG	AG1001589	CITIZENS BANK OF ASHVILLE		4/7/2011		\$ 100,000.00	\$ 100,000.00	\$ 100,000.00	4/15/2010
196190	303 REG	AG1001597	CITIZENS BANK OF ASHVILLE		4/7/2011		\$ 100,000.00	\$ 100,000.00	\$ 100,000.00	4/15/2010
196191	303 REG	AG1001605	CITIZENS NATIONAL OF BLUFFTON		4/7/2011		\$ 100,000.00	\$ 100,000.00	\$ 100,000.00	4/15/2010
196192	303 REG	AG1001613	CITIZENS NATIONAL OF BLUFFTON		4/7/2011		\$ 30,000.00	\$ 30,000.00	\$ 30,000.00	4/15/2010
196193	303 REG	AG1001621	CITIZENS NATIONAL OF BLUFFTON		4/7/2011		\$ 70,000.00	\$ 70,000.00	\$ 70,000.00	4/15/2010

PGM: INVS\_MONTHEND\_INVENTORY  
 SOURCE: VisualQED  
 MODEL: INVENTORY  
 BASIS: SETTLEMENT  
 AS-OF: 3/31/2011

**JOSH MANDEL**  
**TREASURER, STATE OF OHIO**

INVESTMENT INVENTORY  
 SETTLED POSITIONS AS OF: 3/31/11

INVT#	FUND	CUSIP	DESCRIPTION	RATE	MATURITY	YIELD	PAR AMOUNT	BOOK VALUE	MARKET VALUE	1ST PUR
196194	303 REG	AG1001639	CITIZENS NATIONAL OF BLUFFTON		4/7/2011		\$ 100,000.00	\$ 100,000.00	\$ 100,000.00	4/15/2010
196195	303 REG	AG1001647	CITIZENS NATIONAL OF BLUFFTON		4/7/2011		\$ 100,000.00	\$ 100,000.00	\$ 100,000.00	4/15/2010
196196	303 REG	AG1001654	CITIZENS NATIONAL OF BLUFFTON		4/7/2011		\$ 80,000.00	\$ 80,000.00	\$ 80,000.00	4/15/2010
196197	303 REG	AG1001662	CITIZENS NATIONAL OF BLUFFTON		4/7/2011		\$ 100,000.00	\$ 100,000.00	\$ 100,000.00	4/15/2010
196198	303 REG	AG1001670	CITIZENS NATIONAL OF BLUFFTON		4/7/2011	0.150	\$ 45,000.00	\$ 45,000.00	\$ 45,000.00	4/15/2010
196199	303 REG	AG1001688	CITIZENS NATIONAL OF BLUFFTON		4/7/2011	0.150	\$ 100,000.00	\$ 100,000.00	\$ 100,000.00	4/15/2010
196200	303 REG	AG1001696	CITIZENS NATIONAL OF BLUFFTON		4/7/2011	0.150	\$ 100,000.00	\$ 100,000.00	\$ 100,000.00	4/15/2010
196201	303 REG	AG1001704	CITIZENS NATIONAL OF BLUFFTON		4/7/2011	0.150	\$ 100,000.00	\$ 100,000.00	\$ 100,000.00	4/15/2010
196202	303 REG	AG1001712	CITIZENS NATIONAL OF BLUFFTON		4/7/2011	0.150	\$ 60,000.00	\$ 60,000.00	\$ 60,000.00	4/15/2010
196203	303 REG	AG1001720	CITIZENS NATIONAL OF BLUFFTON		4/7/2011	0.150	\$ 100,000.00	\$ 100,000.00	\$ 100,000.00	4/15/2010
196204	303 REG	AG1001738	CITIZENS NATIONAL OF BLUFFTON		4/7/2011	0.150	\$ 90,000.00	\$ 90,000.00	\$ 90,000.00	4/15/2010
196205	303 REG	AG1001746	CITIZENS NATIONAL OF BLUFFTON		4/7/2011	0.150	\$ 45,000.00	\$ 45,000.00	\$ 45,000.00	4/15/2010
196206	303 REG	AG1001753	CITIZENS NATIONAL OF BLUFFTON		4/7/2011	0.150	\$ 30,000.00	\$ 30,000.00	\$ 30,000.00	4/15/2010
196207	303 REG	AG1001761	CITIZENS NATIONAL OF BLUFFTON		4/7/2011	0.150	\$ 95,000.00	\$ 95,000.00	\$ 95,000.00	4/15/2010
196208	303 REG	AG1001779	CITIZENS NATIONAL OF BLUFFTON		4/7/2011	0.150	\$ 95,000.00	\$ 95,000.00	\$ 95,000.00	4/15/2010
196209	303 REG	AG1001787	CITIZENS NATIONAL OF BLUFFTON		4/7/2011	0.150	\$ 30,000.00	\$ 30,000.00	\$ 30,000.00	4/15/2010
196210	303 REG	AG1001795	CITIZENS NATIONAL OF BLUFFTON		4/7/2011	0.150	\$ 100,000.00	\$ 100,000.00	\$ 100,000.00	4/15/2010
196211	303 REG	AG1001803	CITIZENS NATIONAL OF BLUFFTON		4/7/2011	0.150	\$ 30,250.00	\$ 30,250.00	\$ 30,250.00	4/15/2010
196212	303 REG	AG1001811	CITIZENS NATIONAL OF BLUFFTON		4/7/2011	0.150	\$ 100,000.00	\$ 100,000.00	\$ 100,000.00	4/15/2010
196213	303 REG	AG1001829	CITIZENS NATIONAL OF BLUFFTON		4/7/2011	0.150	\$ 100,000.00	\$ 100,000.00	\$ 100,000.00	4/15/2010
196214	303 REG	AG1001837	CITIZENS NATIONAL OF BLUFFTON		4/7/2011	0.150	\$ 100,000.00	\$ 100,000.00	\$ 100,000.00	4/15/2010
196215	303 REG	AG1001845	CITIZENS NATIONAL OF BLUFFTON		4/7/2011	0.150	\$ 100,000.00	\$ 100,000.00	\$ 100,000.00	4/15/2010
196216	303 REG	AG1001852	CITIZENS NATIONAL OF BLUFFTON		4/7/2011	0.150	\$ 50,000.00	\$ 50,000.00	\$ 50,000.00	4/15/2010
196217	303 REG	AG1001860	CITIZENS NATIONAL OF BLUFFTON		4/7/2011	0.150	\$ 100,000.00	\$ 100,000.00	\$ 100,000.00	4/15/2010
196218	303 REG	AG1001878	CITIZENS NATIONAL OF BLUFFTON		4/7/2011	0.150	\$ 100,000.00	\$ 100,000.00	\$ 100,000.00	4/15/2010
196219	303 REG	AG1001886	CITIZENS NATIONAL OF BLUFFTON		4/7/2011	0.150	\$ 100,000.00	\$ 100,000.00	\$ 100,000.00	4/15/2010
196220	303 REG	AG1001894	CITIZENS NATIONAL OF BLUFFTON		4/7/2011	0.150	\$ 40,000.00	\$ 40,000.00	\$ 40,000.00	4/15/2010
196221	303 REG	AG1001902	CITIZENS NATIONAL OF BLUFFTON		4/7/2011	0.150	\$ 100,000.00	\$ 100,000.00	\$ 100,000.00	4/15/2010
196222	303 REG	AG1001910	CITIZENS NATIONAL OF BLUFFTON		4/7/2011	0.150	\$ 100,000.00	\$ 100,000.00	\$ 100,000.00	4/15/2010
196223	303 REG	AG1001928	CITIZENS NATIONAL OF BLUFFTON		4/7/2011	0.150	\$ 100,000.00	\$ 100,000.00	\$ 100,000.00	4/15/2010
196224	303 REG	AG1001936	CITIZENS NATIONAL OF BLUFFTON		4/7/2011	0.150	\$ 90,000.00	\$ 90,000.00	\$ 90,000.00	4/15/2010
196225	303 REG	AG1001944	CITIZENS NATIONAL OF BLUFFTON		4/7/2011	0.150	\$ 100,000.00	\$ 100,000.00	\$ 100,000.00	4/15/2010
196226	303 REG	AG1001951	CITIZENS NATIONAL OF BLUFFTON		4/7/2011	0.150	\$ 85,000.00	\$ 85,000.00	\$ 85,000.00	4/15/2010
196227	303 REG	AG1001969	CITIZENS NATIONAL OF BLUFFTON		4/7/2011	0.150	\$ 100,000.00	\$ 100,000.00	\$ 100,000.00	4/15/2010
196228	303 REG	AG1001977	CITIZENS NATIONAL OF BLUFFTON		4/7/2011	0.150	\$ 100,000.00	\$ 100,000.00	\$ 100,000.00	4/15/2010
196229	303 REG	AG1001985	CITIZENS NATIONAL OF BLUFFTON		4/7/2011	0.150	\$ 100,000.00	\$ 100,000.00	\$ 100,000.00	4/15/2010
196230	303 REG	AG1001993	CITIZENS NATIONAL OF BLUFFTON		4/7/2011	0.150	\$ 65,000.00	\$ 65,000.00	\$ 65,000.00	4/15/2010
196231	303 REG	AG1002009	CITIZENS NATIONAL OF BLUFFTON		4/7/2011	0.150	\$ 100,000.00	\$ 100,000.00	\$ 100,000.00	4/15/2010
196232	303 REG	AG1002017	CITIZENS NATIONAL OF BLUFFTON		4/7/2011	0.150	\$ 100,000.00	\$ 100,000.00	\$ 100,000.00	4/15/2010
196233	303 REG	AG1002025	CITIZENS NATIONAL OF BLUFFTON		4/7/2011	0.150	\$ 100,000.00	\$ 100,000.00	\$ 100,000.00	4/15/2010
196234	303 REG	AG1002033	CITIZENS NATIONAL OF BLUFFTON		4/7/2011	0.150	\$ 100,000.00	\$ 100,000.00	\$ 100,000.00	4/15/2010
196235	303 REG	AG1002041	CITIZENS NATIONAL OF BLUFFTON		4/7/2011	0.150	\$ 50,000.00	\$ 50,000.00	\$ 50,000.00	4/15/2010
196236	303 REG	AG1002058	CITIZENS NATIONAL OF BLUFFTON		4/7/2011	0.150	\$ 100,000.00	\$ 100,000.00	\$ 100,000.00	4/15/2010
196237	303 REG	AG1002066	CITIZENS NATIONAL OF BLUFFTON		4/7/2011	0.150	\$ 100,000.00	\$ 100,000.00	\$ 100,000.00	4/15/2010
196238	303 REG	AG1002074	CITIZENS NATIONAL OF BLUFFTON		4/7/2011	0.150	\$ 50,000.00	\$ 50,000.00	\$ 50,000.00	4/15/2010
196239	303 REG	AG1002082	CITIZENS NATIONAL OF BLUFFTON		4/7/2011	0.150	\$ 100,000.00	\$ 100,000.00	\$ 100,000.00	4/15/2010
196240	303 REG	AG1002090	CITIZENS NATIONAL OF BLUFFTON		4/7/2011	0.150	\$ 100,000.00	\$ 100,000.00	\$ 100,000.00	4/15/2010
196241	303 REG	AG1002108	CITIZENS NATIONAL OF BLUFFTON		4/7/2011	0.150	\$ 75,000.00	\$ 75,000.00	\$ 75,000.00	4/15/2010
196243	303 REG	AG1002116	CITIZENS NATIONAL OF BLUFFTON		4/7/2011	0.150	\$ 65,000.00	\$ 65,000.00	\$ 65,000.00	4/15/2010
196244	303 REG	AG1002124	CITIZENS NATIONAL OF BLUFFTON		4/7/2011	0.150	\$ 100,000.00	\$ 100,000.00	\$ 100,000.00	4/15/2010
196245	303 REG	AG1002132	CITIZENS NATIONAL OF BLUFFTON		4/7/2011	0.150	\$ 100,000.00	\$ 100,000.00	\$ 100,000.00	4/15/2010
196246	303 REG	AG1002140	CITIZENS NATIONAL OF BLUFFTON		4/7/2011	0.150	\$ 100,000.00	\$ 100,000.00	\$ 100,000.00	4/15/2010
196247	303 REG	AG1002157	CITIZENS NATIONAL OF BLUFFTON		4/7/2011	0.150	\$ 30,000.00	\$ 30,000.00	\$ 30,000.00	4/15/2010
196248	303 REG	AG1002165	CITIZENS NATIONAL OF BLUFFTON		4/7/2011	0.150	\$ 100,000.00	\$ 100,000.00	\$ 100,000.00	4/15/2010
196249	303 REG	AG1002173	CITIZENS NATIONAL OF BLUFFTON		4/7/2011	0.150	\$ 23,000.00	\$ 23,000.00	\$ 23,000.00	4/15/2010
196250	303 REG	AG1002181	CITIZENS NATIONAL OF BLUFFTON		4/7/2011	0.150	\$ 100,000.00	\$ 100,000.00	\$ 100,000.00	4/15/2010
196251	303 REG	AG1002199	CITIZENS NATIONAL OF BLUFFTON		4/7/2011	0.150	\$ 100,000.00	\$ 100,000.00	\$ 100,000.00	4/15/2010

PGM: INVS\_MONTHEND\_INVENTORY  
 SOURCE: VisualQED  
 MODEL: INVENTORY  
 BASIS: SETTLEMENT  
 AS-OF: 3/31/2011

**JOSH MANDEL**  
**TREASURER, STATE OF OHIO**

INVESTMENT INVENTORY  
 SETTLED POSITIONS AS OF: 3/31/11

INVT#	FUND	CUSIP	DESCRIPTION	RATE	MATURITY	YIELD	PAR AMOUNT	BOOK VALUE	MARKET VALUE	1ST PUR
196252	303 REG	AG1002207	CITIZENS NATIONAL OF BLUFFTON		4/7/2011	0.150	\$ 100,000.00	\$ 100,000.00	\$ 100,000.00	4/15/2010
196253	303 REG	AG1002215	CROGHAN COLONIAL BANK		4/7/2011	0.560	\$ 100,000.00	\$ 100,000.00	\$ 100,000.00	4/15/2010
196254	303 REG	AG1002223	CROGHAN COLONIAL BANK		4/7/2011	0.560	\$ 100,000.00	\$ 100,000.00	\$ 100,000.00	4/15/2010
196255	303 REG	AG1002231	CROGHAN COLONIAL BANK		4/7/2011		\$ 100,000.00	\$ 100,000.00	\$ 100,000.00	4/15/2010
196257	303 REG	AG1002249	FIRST FEDERAL BANK OFTHE MIDWEST		4/7/2011		\$ 60,000.00	\$ 60,000.00	\$ 60,000.00	4/15/2010
196258	303 REG	AG1002256	FIRST FEDERAL BANK OFTHE MIDWEST		4/7/2011		\$ 100,000.00	\$ 100,000.00	\$ 100,000.00	4/15/2010
196023	303 REG	AG1002272	Security NB&Trust, div Park DNU		4/7/2011		\$ 100,000.00	\$ 100,000.00	\$ 100,000.00	4/14/2010
196260	303 REG	AG1002280	FIRST FEDERAL BANK OFTHE MIDWEST		4/7/2011		\$ 100,000.00	\$ 100,000.00	\$ 100,000.00	4/15/2010
196261	303 REG	AG1002298	FIRST FEDERAL BANK OFTHE MIDWEST		4/7/2011		\$ 100,000.00	\$ 100,000.00	\$ 100,000.00	4/15/2010
196262	303 REG	AG1002306	FIRST FEDERAL BANK OFTHE MIDWEST		4/7/2011		\$ 100,000.00	\$ 100,000.00	\$ 100,000.00	4/15/2010
196263	303 REG	AG1002314	FIRST FEDERAL BANK OFTHE MIDWEST		4/7/2011		\$ 100,000.00	\$ 100,000.00	\$ 100,000.00	4/15/2010
196264	303 REG	AG1002322	FIRST FEDERAL BANK OFTHE MIDWEST		4/7/2011		\$ 75,000.00	\$ 75,000.00	\$ 75,000.00	4/15/2010
196265	303 REG	AG1002330	FIRST FEDERAL BANK OFTHE MIDWEST		4/7/2011		\$ 100,000.00	\$ 100,000.00	\$ 100,000.00	4/15/2010
196266	303 REG	AG1002348	FIRST FEDERAL BANK OFTHE MIDWEST		4/7/2011		\$ 100,000.00	\$ 100,000.00	\$ 100,000.00	4/15/2010
196267	303 REG	AG1002355	FIRST FEDERAL BANK OFTHE MIDWEST		4/7/2011		\$ 85,000.00	\$ 85,000.00	\$ 85,000.00	4/15/2010
196268	303 REG	AG1002363	FIRST FEDERAL BANK OFTHE MIDWEST		4/7/2011		\$ 100,000.00	\$ 100,000.00	\$ 100,000.00	4/15/2010
196269	303 REG	AG1002371	FIRST FEDERAL BANK OFTHE MIDWEST		4/7/2011		\$ 100,000.00	\$ 100,000.00	\$ 100,000.00	4/15/2010
196270	303 REG	AG1002389	FIRST FEDERAL BANK OFTHE MIDWEST		4/7/2011		\$ 100,000.00	\$ 100,000.00	\$ 100,000.00	4/15/2010
196271	303 REG	AG1002397	FIRST FEDERAL BANK OFTHE MIDWEST		4/7/2011		\$ 50,000.00	\$ 50,000.00	\$ 50,000.00	4/15/2010
196272	303 REG	AG1002405	FIRST FEDERAL BANK OFTHE MIDWEST		4/7/2011		\$ 35,000.00	\$ 35,000.00	\$ 35,000.00	4/15/2010
196273	303 REG	AG1002413	FIRST FEDERAL BANK OFTHE MIDWEST		4/7/2011		\$ 10,000.00	\$ 10,000.00	\$ 10,000.00	4/15/2010
196274	303 REG	AG1002421	FIRST FEDERAL BANK OFTHE MIDWEST		4/7/2011		\$ 50,000.00	\$ 50,000.00	\$ 50,000.00	4/15/2010
196275	303 REG	AG1002439	FIRST FEDERAL BANK OFTHE MIDWEST		4/7/2011		\$ 100,000.00	\$ 100,000.00	\$ 100,000.00	4/15/2010
196276	303 REG	AG1002447	FIRST FEDERAL BANK OFTHE MIDWEST		4/7/2011		\$ 100,000.00	\$ 100,000.00	\$ 100,000.00	4/15/2010
196277	303 REG	AG1002454	FIRST FEDERAL BANK OFTHE MIDWEST		4/7/2011		\$ 100,000.00	\$ 100,000.00	\$ 100,000.00	4/15/2010
196278	303 REG	AG1002462	FIRST FEDERAL BANK OFTHE MIDWEST		4/7/2011		\$ 40,000.00	\$ 40,000.00	\$ 40,000.00	4/15/2010
196279	303 REG	AG1002470	FIRST FEDERAL BANK OFTHE MIDWEST		4/7/2011		\$ 100,000.00	\$ 100,000.00	\$ 100,000.00	4/15/2010
196280	303 REG	AG1002488	FIRST FEDERAL BANK OFTHE MIDWEST		4/7/2011		\$ 100,000.00	\$ 100,000.00	\$ 100,000.00	4/15/2010
196281	303 REG	AG1002496	HUNTINGTON NATIONAL BANK, NA		4/7/2011		\$ 100,000.00	\$ 100,000.00	\$ 100,000.00	4/15/2010
196282	303 REG	AG1002504	HUNTINGTON NATIONAL BANK, NA		4/7/2011		\$ 100,000.00	\$ 100,000.00	\$ 100,000.00	4/15/2010
196283	303 REG	AG1002512	HUNTINGTON NATIONAL BANK, NA		4/7/2011		\$ 100,000.00	\$ 100,000.00	\$ 100,000.00	4/15/2010
196284	303 REG	AG1002520	HUNTINGTON NATIONAL BANK, NA		4/7/2011		\$ 100,000.00	\$ 100,000.00	\$ 100,000.00	4/15/2010
196285	303 REG	AG1002538	HUNTINGTON NATIONAL BANK, NA		4/7/2011		\$ 40,000.00	\$ 40,000.00	\$ 40,000.00	4/15/2010
196286	303 REG	AG1002546	HUNTINGTON NATIONAL BANK, NA		4/7/2011		\$ 100,000.00	\$ 100,000.00	\$ 100,000.00	4/15/2010
196287	303 REG	AG1002553	HUNTINGTON NATIONAL BANK, NA		4/7/2011		\$ 100,000.00	\$ 100,000.00	\$ 100,000.00	4/15/2010
196288	303 REG	AG1002561	HUNTINGTON NATIONAL BANK, NA		4/7/2011		\$ 100,000.00	\$ 100,000.00	\$ 100,000.00	4/15/2010
196289	303 REG	AG1002579	HUNTINGTON NATIONAL BANK, NA		4/7/2011		\$ 40,000.00	\$ 40,000.00	\$ 40,000.00	4/15/2010
196290	303 REG	AG1002587	HUNTINGTON NATIONAL BANK, NA		4/7/2011		\$ 100,000.00	\$ 100,000.00	\$ 100,000.00	4/15/2010
196291	303 REG	AG1002595	HUNTINGTON NATIONAL BANK, NA		4/7/2011		\$ 30,000.00	\$ 30,000.00	\$ 30,000.00	4/15/2010
196292	303 REG	AG1002603	HUNTINGTON NATIONAL BANK, NA		4/7/2011		\$ 40,625.00	\$ 40,625.00	\$ 40,625.00	4/15/2010
196293	303 REG	AG1002611	HUNTINGTON NATIONAL BANK, NA		4/7/2011		\$ 10,250.00	\$ 10,250.00	\$ 10,250.00	4/15/2010
196294	303 REG	AG1002629	HUNTINGTON NATIONAL BANK, NA		4/7/2011		\$ 100,000.00	\$ 100,000.00	\$ 100,000.00	4/15/2010
196295	303 REG	AG1002637	HUNTINGTON NATIONAL BANK, NA		4/7/2011		\$ 100,000.00	\$ 100,000.00	\$ 100,000.00	4/15/2010
196296	303 REG	AG1002645	HUNTINGTON NATIONAL BANK, NA		4/7/2011		\$ 11,000.00	\$ 11,000.00	\$ 11,000.00	4/15/2010
196297	303 REG	AG1002652	HUNTINGTON NATIONAL BANK, NA		4/7/2011		\$ 100,000.00	\$ 100,000.00	\$ 100,000.00	4/15/2010
196298	303 REG	AG1002660	HUNTINGTON NATIONAL BANK, NA		4/7/2011		\$ 70,410.00	\$ 70,410.00	\$ 70,410.00	4/15/2010
196299	303 REG	AG1002678	HUNTINGTON NATIONAL BANK, NA		4/7/2011		\$ 80,000.00	\$ 80,000.00	\$ 80,000.00	4/15/2010
196300	303 REG	AG1002686	HUNTINGTON NATIONAL BANK, NA		4/7/2011		\$ 5,000.00	\$ 5,000.00	\$ 5,000.00	4/15/2010
196301	303 REG	AG1002694	HUNTINGTON NATIONAL BANK, NA		4/7/2011		\$ 100,000.00	\$ 100,000.00	\$ 100,000.00	4/15/2010
196302	303 REG	AG1002702	HUNTINGTON NATIONAL BANK, NA		4/7/2011		\$ 100,000.00	\$ 100,000.00	\$ 100,000.00	4/15/2010
196303	303 REG	AG1002710	HUNTINGTON NATIONAL BANK, NA		4/7/2011		\$ 80,000.00	\$ 80,000.00	\$ 80,000.00	4/15/2010
196304	303 REG	AG1002728	HUNTINGTON NATIONAL BANK, NA		4/7/2011		\$ 20,000.00	\$ 20,000.00	\$ 20,000.00	4/15/2010
196305	303 REG	AG1002736	HUNTINGTON NATIONAL BANK, NA		4/7/2011		\$ 100,000.00	\$ 100,000.00	\$ 100,000.00	4/15/2010
196306	303 REG	AG1002744	HUNTINGTON NATIONAL BANK, NA		4/7/2011		\$ 50,000.00	\$ 50,000.00	\$ 50,000.00	4/15/2010
196307	303 REG	AG1002751	HUNTINGTON NATIONAL BANK, NA		4/7/2011		\$ 100,000.00	\$ 100,000.00	\$ 100,000.00	4/15/2010
196308	303 REG	AG1002769	HUNTINGTON NATIONAL BANK, NA		4/7/2011		\$ 40,000.00	\$ 40,000.00	\$ 40,000.00	4/15/2010
196309	303 REG	AG1002777	HUNTINGTON NATIONAL BANK, NA		4/7/2011		\$ 100,000.00	\$ 100,000.00	\$ 100,000.00	4/15/2010

PGM: INVS\_MONTHEND\_INVENTORY  
 SOURCE: VisualQED  
 MODEL: INVENTORY  
 BASIS: SETTLEMENT  
 AS-OF: 3/31/2011

**JOSH MANDEL  
 TREASURER, STATE OF OHIO**

INVESTMENT INVENTORY  
 SETTLED POSITIONS AS OF: 3/31/11

INVT#	FUND	CUSIP	DESCRIPTION	RATE	MATURITY	YIELD	PAR AMOUNT	BOOK VALUE	MARKET VALUE	1ST PUR
196310	303 REG	AG1002785	HUNTINGTON NATIONAL BANK, NA		4/7/2011		\$ 100,000.00	\$ 100,000.00	\$ 100,000.00	4/15/2010
196311	303 REG	AG1002793	KINGSTON NATIONAL BANK		4/7/2011		\$ 100,000.00	\$ 100,000.00	\$ 100,000.00	4/15/2010
196312	303 REG	AG1002801	KINGSTON NATIONAL BANK		4/7/2011		\$ 50,000.00	\$ 50,000.00	\$ 50,000.00	4/15/2010
196313	303 REG	AG1002819	KINGSTON NATIONAL BANK		4/7/2011		\$ 35,000.00	\$ 35,000.00	\$ 35,000.00	4/15/2010
196314	303 REG	AG1002827	KINGSTON NATIONAL BANK		4/7/2011		\$ 100,000.00	\$ 100,000.00	\$ 100,000.00	4/15/2010
196315	303 REG	AG1002835	KINGSTON NATIONAL BANK		4/7/2011		\$ 40,000.00	\$ 40,000.00	\$ 40,000.00	4/15/2010
196316	303 REG	AG1002843	KINGSTON NATIONAL BANK		4/7/2011		\$ 3,500.00	\$ 3,500.00	\$ 3,500.00	4/15/2010
196317	303 REG	AG1002850	KINGSTON NATIONAL BANK		4/7/2011		\$ 100,000.00	\$ 100,000.00	\$ 100,000.00	4/15/2010
196318	303 REG	AG1002868	KINGSTON NATIONAL BANK		4/7/2011		\$ 100,000.00	\$ 100,000.00	\$ 100,000.00	4/15/2010
196319	303 REG	AG1002876	KINGSTON NATIONAL BANK		4/7/2011		\$ 100,000.00	\$ 100,000.00	\$ 100,000.00	4/15/2010
196320	303 REG	AG1002884	KINGSTON NATIONAL BANK		4/7/2011		\$ 100,000.00	\$ 100,000.00	\$ 100,000.00	4/15/2010
196321	303 REG	AG1002892	KINGSTON NATIONAL BANK		4/7/2011		\$ 100,000.00	\$ 100,000.00	\$ 100,000.00	4/15/2010
196322	303 REG	AG1002900	KINGSTON NATIONAL BANK		4/7/2011		\$ 100,000.00	\$ 100,000.00	\$ 100,000.00	4/15/2010
196323	303 REG	AG1002918	KINGSTON NATIONAL BANK		4/7/2011		\$ 18,000.00	\$ 18,000.00	\$ 18,000.00	4/15/2010
196324	303 REG	AG1002926	KINGSTON NATIONAL BANK		4/7/2011		\$ 100,000.00	\$ 100,000.00	\$ 100,000.00	4/15/2010
196325	303 REG	AG1002934	KINGSTON NATIONAL BANK		4/7/2011		\$ 100,000.00	\$ 100,000.00	\$ 100,000.00	4/15/2010
196326	303 REG	AG1002942	KINGSTON NATIONAL BANK		4/7/2011		\$ 100,000.00	\$ 100,000.00	\$ 100,000.00	4/15/2010
196327	303 REG	AG1002959	KINGSTON NATIONAL BANK		4/7/2011		\$ 75,000.00	\$ 75,000.00	\$ 75,000.00	4/15/2010
196328	303 REG	AG1002967	KINGSTON NATIONAL BANK		4/7/2011		\$ 35,000.00	\$ 35,000.00	\$ 35,000.00	4/15/2010
196329	303 REG	AG1002975	KINGSTON NATIONAL BANK		4/7/2011		\$ 100,000.00	\$ 100,000.00	\$ 100,000.00	4/15/2010
196330	303 REG	AG1002983	KINGSTON NATIONAL BANK		4/7/2011		\$ 95,150.00	\$ 95,150.00	\$ 95,150.00	4/15/2010
196331	303 REG	AG1002991	KINGSTON NATIONAL BANK		4/7/2011		\$ 35,000.00	\$ 35,000.00	\$ 35,000.00	4/15/2010
196332	303 REG	AG1003007	KINGSTON NATIONAL BANK		4/7/2011		\$ 10,000.00	\$ 10,000.00	\$ 10,000.00	4/15/2010
196333	303 REG	AG1003015	KINGSTON NATIONAL BANK		4/7/2011		\$ 100,000.00	\$ 100,000.00	\$ 100,000.00	4/15/2010
196334	303 REG	AG1003023	KINGSTON NATIONAL BANK		4/7/2011		\$ 75,000.00	\$ 75,000.00	\$ 75,000.00	4/15/2010
196335	303 REG	AG1003031	KINGSTON NATIONAL BANK		4/7/2011		\$ 100,000.00	\$ 100,000.00	\$ 100,000.00	4/15/2010
196336	303 REG	AG1003049	KINGSTON NATIONAL BANK		4/7/2011		\$ 30,150.00	\$ 30,150.00	\$ 30,150.00	4/15/2010
196337	303 REG	AG1003056	KINGSTON NATIONAL BANK		4/7/2011		\$ 30,150.00	\$ 30,150.00	\$ 30,150.00	4/15/2010
196338	303 REG	AG1003064	KINGSTON NATIONAL BANK		4/7/2011		\$ 100,000.00	\$ 100,000.00	\$ 100,000.00	4/15/2010
196339	303 REG	AG1003072	KINGSTON NATIONAL BANK		4/7/2011		\$ 100,000.00	\$ 100,000.00	\$ 100,000.00	4/15/2010
196340	303 REG	AG1003080	KINGSTON NATIONAL BANK		4/7/2011		\$ 100,000.00	\$ 100,000.00	\$ 100,000.00	4/15/2010
196342	303 REG	AG1003098	KINGSTON NATIONAL BANK		4/7/2011		\$ 100,000.00	\$ 100,000.00	\$ 100,000.00	4/15/2010
196344	303 REG	AG1003106	KINGSTON NATIONAL BANK		4/7/2011		\$ 30,000.00	\$ 30,000.00	\$ 30,000.00	4/15/2010
196346	303 REG	AG1003114	KINGSTON NATIONAL BANK		4/7/2011		\$ 45,000.00	\$ 45,000.00	\$ 45,000.00	4/15/2010
196347	303 REG	AG1003122	KINGSTON NATIONAL BANK		4/7/2011		\$ 100,000.00	\$ 100,000.00	\$ 100,000.00	4/15/2010
196348	303 REG	AG1003130	KINGSTON NATIONAL BANK		4/7/2011		\$ 100,000.00	\$ 100,000.00	\$ 100,000.00	4/15/2010
196350	303 REG	AG1003148	KINGSTON NATIONAL BANK		4/7/2011		\$ 100,000.00	\$ 100,000.00	\$ 100,000.00	4/15/2010
196351	303 REG	AG1003155	KINGSTON NATIONAL BANK		4/7/2011		\$ 100,000.00	\$ 100,000.00	\$ 100,000.00	4/15/2010
196353	303 REG	AG1003163	KINGSTON NATIONAL BANK		4/7/2011		\$ 35,000.00	\$ 35,000.00	\$ 35,000.00	4/15/2010
196354	303 REG	AG1003171	KINGSTON NATIONAL BANK		4/7/2011		\$ 100,000.00	\$ 100,000.00	\$ 100,000.00	4/15/2010
196355	303 REG	AG1003189	KINGSTON NATIONAL BANK		4/7/2011		\$ 30,000.00	\$ 30,000.00	\$ 30,000.00	4/15/2010
196356	303 REG	AG1003197	KINGSTON NATIONAL BANK		4/7/2011		\$ 100,000.00	\$ 100,000.00	\$ 100,000.00	4/15/2010
196357	303 REG	AG1003205	KINGSTON NATIONAL BANK		4/7/2011		\$ 100,000.00	\$ 100,000.00	\$ 100,000.00	4/15/2010
196358	303 REG	AG1003213	KINGSTON NATIONAL BANK		4/7/2011		\$ 100,000.00	\$ 100,000.00	\$ 100,000.00	4/15/2010
196359	303 REG	AG1003221	KINGSTON NATIONAL BANK		4/7/2011		\$ 20,150.00	\$ 20,150.00	\$ 20,150.00	4/15/2010
196360	303 REG	AG1003239	KINGSTON NATIONAL BANK		4/7/2011		\$ 20,150.00	\$ 20,150.00	\$ 20,150.00	4/15/2010
196361	303 REG	AG1003247	KINGSTON NATIONAL BANK		4/7/2011		\$ 100,000.00	\$ 100,000.00	\$ 100,000.00	4/15/2010
196362	303 REG	AG1003254	KINGSTON NATIONAL BANK		4/7/2011		\$ 40,178.00	\$ 40,178.00	\$ 40,178.00	4/15/2010
196364	303 REG	AG1003262	KINGSTON NATIONAL BANK		4/7/2011		\$ 25,000.00	\$ 25,000.00	\$ 25,000.00	4/15/2010
196365	303 REG	AG1003270	KINGSTON NATIONAL BANK		4/7/2011		\$ 100,000.00	\$ 100,000.00	\$ 100,000.00	4/15/2010
196366	303 REG	AG1003288	KINGSTON NATIONAL BANK		4/7/2011		\$ 50,000.00	\$ 50,000.00	\$ 50,000.00	4/15/2010
196367	303 REG	AG1003296	KINGSTON NATIONAL BANK		4/7/2011		\$ 30,000.00	\$ 30,000.00	\$ 30,000.00	4/15/2010
196368	303 REG	AG1003304	KINGSTON NATIONAL BANK		4/7/2011		\$ 55,000.00	\$ 55,000.00	\$ 55,000.00	4/15/2010
196369	303 REG	AG1003312	KINGSTON NATIONAL BANK		4/7/2011		\$ 30,000.00	\$ 30,000.00	\$ 30,000.00	4/15/2010
196370	303 REG	AG1003320	KINGSTON NATIONAL BANK		4/7/2011		\$ 100,000.00	\$ 100,000.00	\$ 100,000.00	4/15/2010
196371	303 REG	AG1003338	KINGSTON NATIONAL BANK		4/7/2011		\$ 100,000.00	\$ 100,000.00	\$ 100,000.00	4/15/2010
196372	303 REG	AG1003346	KINGSTON NATIONAL BANK		4/7/2011		\$ 100,000.00	\$ 100,000.00	\$ 100,000.00	4/15/2010

PGM: INVS\_MONTHEND\_INVENTORY  
 SOURCE: VisualQED  
 MODEL: INVENTORY  
 BASIS: SETTLEMENT  
 AS-OF: 3/31/2011

**JOSH MANDEL  
 TREASURER, STATE OF OHIO**

INVESTMENT INVENTORY  
 SETTLED POSITIONS AS OF: 3/31/11

INVT#	FUND	CUSIP	DESCRIPTION	RATE	MATURITY	YIELD	PAR AMOUNT	BOOK VALUE	MARKET VALUE	1ST PUR
196373	303 REG	AG1003353	KINGSTON NATIONAL BANK		4/7/2011		\$ 100,000.00	\$ 100,000.00	\$ 100,000.00	4/15/2010
196374	303 REG	AG1003361	KINGSTON NATIONAL BANK		4/7/2011		\$ 60,000.00	\$ 60,000.00	\$ 60,000.00	4/15/2010
196375	303 REG	AG1003379	KINGSTON NATIONAL BANK		4/7/2011		\$ 15,000.00	\$ 15,000.00	\$ 15,000.00	4/15/2010
196376	303 REG	AG1003387	KINGSTON NATIONAL BANK		4/7/2011		\$ 19,000.00	\$ 19,000.00	\$ 19,000.00	4/15/2010
196377	303 REG	AG1003395	KINGSTON NATIONAL BANK		4/7/2011		\$ 100,000.00	\$ 100,000.00	\$ 100,000.00	4/15/2010
196378	303 REG	AG1003403	KINGSTON NATIONAL BANK		4/7/2011		\$ 100,000.00	\$ 100,000.00	\$ 100,000.00	4/15/2010
196379	303 REG	AG1003411	KINGSTON NATIONAL BANK		4/7/2011		\$ 100,000.00	\$ 100,000.00	\$ 100,000.00	4/15/2010
196380	303 REG	AG1003429	METAMORA STATE BANK		4/7/2011		\$ 100,000.00	\$ 100,000.00	\$ 100,000.00	4/15/2010
196381	303 REG	AG1003437	METAMORA STATE BANK		4/7/2011		\$ 100,000.00	\$ 100,000.00	\$ 100,000.00	4/15/2010
196382	303 REG	AG1003445	METAMORA STATE BANK		4/7/2011		\$ 100,000.00	\$ 100,000.00	\$ 100,000.00	4/15/2010
196383	303 REG	AG1003452	METAMORA STATE BANK		4/7/2011		\$ 100,000.00	\$ 100,000.00	\$ 100,000.00	4/15/2010
196384	303 REG	AG1003460	METAMORA STATE BANK		4/7/2011		\$ 100,000.00	\$ 100,000.00	\$ 100,000.00	4/15/2010
196385	303 REG	AG1003478	METAMORA STATE BANK		4/7/2011		\$ 35,000.00	\$ 35,000.00	\$ 35,000.00	4/15/2010
196386	303 REG	AG1003486	METAMORA STATE BANK		4/7/2011		\$ 100,000.00	\$ 100,000.00	\$ 100,000.00	4/15/2010
196387	303 REG	AG1003494	METAMORA STATE BANK		4/7/2011		\$ 65,000.00	\$ 65,000.00	\$ 65,000.00	4/15/2010
196388	303 REG	AG1003502	METAMORA STATE BANK		4/7/2011		\$ 100,000.00	\$ 100,000.00	\$ 100,000.00	4/15/2010
196389	303 REG	AG1003510	METAMORA STATE BANK		4/7/2011		\$ 60,000.00	\$ 60,000.00	\$ 60,000.00	4/15/2010
196390	303 REG	AG1003528	METAMORA STATE BANK		4/7/2011		\$ 35,000.00	\$ 35,000.00	\$ 35,000.00	4/15/2010
196391	303 REG	AG1003536	METAMORA STATE BANK		4/7/2011		\$ 50,000.00	\$ 50,000.00	\$ 50,000.00	4/15/2010
196392	303 REG	AG1003544	METAMORA STATE BANK		4/7/2011		\$ 60,000.00	\$ 60,000.00	\$ 60,000.00	4/15/2010
196393	303 REG	AG1003551	METAMORA STATE BANK		4/7/2011		\$ 100,000.00	\$ 100,000.00	\$ 100,000.00	4/15/2010
196394	303 REG	AG1003569	REPUBLIC BANKING COMPANY		4/7/2011		\$ 100,000.00	\$ 100,000.00	\$ 100,000.00	4/15/2010
196395	303 REG	AG1003577	REPUBLIC BANKING COMPANY		4/7/2011		\$ 100,000.00	\$ 100,000.00	\$ 100,000.00	4/15/2010
196396	303 REG	AG1003585	RICHWOOD BANKING COMPANY		4/7/2011		\$ 100,000.00	\$ 100,000.00	\$ 100,000.00	4/15/2010
196397	303 REG	AG1003593	RICHWOOD BANKING COMPANY		4/7/2011		\$ 100,000.00	\$ 100,000.00	\$ 100,000.00	4/15/2010
196398	303 REG	AG1003601	RICHWOOD BANKING COMPANY		4/7/2011		\$ 68,000.00	\$ 68,000.00	\$ 68,000.00	4/15/2010
196399	303 REG	AG1003619	RICHWOOD BANKING COMPANY		4/7/2011		\$ 90,000.00	\$ 90,000.00	\$ 90,000.00	4/15/2010
196400	303 REG	AG1003627	RICHWOOD BANKING COMPANY		4/7/2011		\$ 100,000.00	\$ 100,000.00	\$ 100,000.00	4/15/2010
196401	303 REG	AG1003635	RICHWOOD BANKING COMPANY		4/7/2011		\$ 100,000.00	\$ 100,000.00	\$ 100,000.00	4/15/2010
196402	303 REG	AG1003643	RICHWOOD BANKING COMPANY		4/7/2011		\$ 100,000.00	\$ 100,000.00	\$ 100,000.00	4/15/2010
196404	303 REG	AG1003650	RICHWOOD BANKING COMPANY		4/7/2011		\$ 30,000.00	\$ 30,000.00	\$ 30,000.00	4/15/2010
196405	303 REG	AG1003668	RICHWOOD BANKING COMPANY		4/7/2011		\$ 65,000.00	\$ 65,000.00	\$ 65,000.00	4/15/2010
196406	303 REG	AG1003676	RICHWOOD BANKING COMPANY		4/7/2011		\$ 58,000.00	\$ 58,000.00	\$ 58,000.00	4/15/2010
196407	303 REG	AG1003684	RICHWOOD BANKING COMPANY		4/7/2011		\$ 100,000.00	\$ 100,000.00	\$ 100,000.00	4/15/2010
196408	303 REG	AG1003692	RICHWOOD BANKING COMPANY		4/7/2011		\$ 100,000.00	\$ 100,000.00	\$ 100,000.00	4/15/2010
196409	303 REG	AG1003700	RICHWOOD BANKING COMPANY		4/7/2011		\$ 100,000.00	\$ 100,000.00	\$ 100,000.00	4/15/2010
196410	303 REG	AG1003718	RICHWOOD BANKING COMPANY		4/7/2011		\$ 100,000.00	\$ 100,000.00	\$ 100,000.00	4/15/2010
196411	303 REG	AG1003726	RICHWOOD BANKING COMPANY		4/7/2011		\$ 100,000.00	\$ 100,000.00	\$ 100,000.00	4/15/2010
196413	303 REG	AG1003734	RICHWOOD BANKING COMPANY		4/7/2011		\$ 100,000.00	\$ 100,000.00	\$ 100,000.00	4/15/2010
196414	303 REG	AG1003742	RICHWOOD BANKING COMPANY		4/7/2011		\$ 100,000.00	\$ 100,000.00	\$ 100,000.00	4/15/2010
196429	303 REG	AG1003759	STATE BANK & TRUST COMPANY		4/7/2011		\$ 100,000.00	\$ 100,000.00	\$ 100,000.00	4/16/2010
196438	303 REG	AG1003767	STATE BANK & TRUST COMPANY		4/7/2011	0.150	\$ 100,000.00	\$ 100,000.00	\$ 100,000.00	4/16/2010
196439	303 REG	AG1003775	STATE BANK & TRUST COMPANY		4/7/2011	0.150	\$ 60,000.00	\$ 60,000.00	\$ 60,000.00	4/16/2010
196440	303 REG	AG1003783	STATE BANK & TRUST COMPANY		4/7/2011	0.150	\$ 100,000.00	\$ 100,000.00	\$ 100,000.00	4/16/2010
196441	303 REG	AG1003791	STATE BANK & TRUST COMPANY		4/7/2011	0.150	\$ 100,000.00	\$ 100,000.00	\$ 100,000.00	4/16/2010
196442	303 REG	AG1003809	STATE BANK & TRUST COMPANY		4/7/2011	0.150	\$ 100,000.00	\$ 100,000.00	\$ 100,000.00	4/16/2010
196443	303 REG	AG1003817	STATE BANK & TRUST COMPANY		4/7/2011	0.150	\$ 85,000.00	\$ 85,000.00	\$ 85,000.00	4/16/2010
196444	303 REG	AG1003825	STATE BANK & TRUST COMPANY		4/7/2011	0.150	\$ 100,000.00	\$ 100,000.00	\$ 100,000.00	4/16/2010
196445	303 REG	AG1003833	STATE BANK & TRUST COMPANY		4/7/2011	0.150	\$ 100,000.00	\$ 100,000.00	\$ 100,000.00	4/16/2010
196446	303 REG	AG1003841	STATE BANK & TRUST COMPANY		4/7/2011	0.150	\$ 100,000.00	\$ 100,000.00	\$ 100,000.00	4/16/2010
196447	303 REG	AG1003858	STATE BANK & TRUST COMPANY		4/7/2011	0.150	\$ 100,000.00	\$ 100,000.00	\$ 100,000.00	4/16/2010
196448	303 REG	AG1003866	STATE BANK & TRUST COMPANY		4/7/2011	0.150	\$ 35,000.00	\$ 35,000.00	\$ 35,000.00	4/16/2010
196449	303 REG	AG1003874	STATE BANK & TRUST COMPANY		4/7/2011	0.150	\$ 75,000.00	\$ 75,000.00	\$ 75,000.00	4/16/2010
196450	303 REG	AG1003882	STATE BANK & TRUST COMPANY		4/7/2011	0.150	\$ 100,000.00	\$ 100,000.00	\$ 100,000.00	4/16/2010
196451	303 REG	AG1003890	STATE BANK & TRUST COMPANY		4/7/2011	0.150	\$ 100,000.00	\$ 100,000.00	\$ 100,000.00	4/16/2010
196452	303 REG	AG1003908	STATE BANK & TRUST COMPANY		4/7/2011	0.150	\$ 100,000.00	\$ 100,000.00	\$ 100,000.00	4/16/2010
196453	303 REG	AG1003916	STATE BANK & TRUST COMPANY		4/7/2011	0.150	\$ 85,000.00	\$ 85,000.00	\$ 85,000.00	4/16/2010

PGM: INVS\_MONTHEND\_INVENTORY  
 SOURCE: VisualQED  
 MODEL: INVENTORY  
 BASIS: SETTLEMENT  
 AS-OF: 3/31/2011

**JOSH MANDEL  
 TREASURER, STATE OF OHIO**

INVESTMENT INVENTORY  
 SETTLED POSITIONS AS OF: 3/31/11

INVT#	FUND	CUSIP	DESCRIPTION	RATE	MATURITY	YIELD	PAR AMOUNT	BOOK VALUE	MARKET VALUE	1ST PUR
196454	303 REG	AG1003924	STATE BANK & TRUST COMPANY		4/7/2011	0.150	\$ 35,000.00	\$ 35,000.00	\$ 35,000.00	4/16/2010
196455	303 REG	AG1003932	STATE BANK & TRUST COMPANY		4/7/2011	0.150	\$ 100,000.00	\$ 100,000.00	\$ 100,000.00	4/16/2010
196456	303 REG	AG1003940	STATE BANK & TRUST COMPANY		4/7/2011	0.150	\$ 100,000.00	\$ 100,000.00	\$ 100,000.00	4/16/2010
196457	303 REG	AG1003957	STATE BANK & TRUST COMPANY		4/7/2011	0.150	\$ 100,000.00	\$ 100,000.00	\$ 100,000.00	4/16/2010
196628	303 REG	AG1003965	STATE BANK & TRUST COMPANY		4/7/2011		\$ 100,000.00	\$ 100,000.00	\$ 100,000.00	4/16/2010
196459	303 REG	AG1003973	STATE BANK & TRUST COMPANY		4/7/2011	0.150	\$ 25,000.00	\$ 25,000.00	\$ 25,000.00	4/16/2010
196460	303 REG	AG1003981	STATE BANK & TRUST COMPANY		4/7/2011	0.150	\$ 100,000.00	\$ 100,000.00	\$ 100,000.00	4/16/2010
196461	303 REG	AG1003999	STATE BANK & TRUST COMPANY		4/7/2011	0.150	\$ 100,000.00	\$ 100,000.00	\$ 100,000.00	4/16/2010
196462	303 REG	AG1004005	STATE BANK & TRUST COMPANY		4/7/2011	0.150	\$ 60,000.00	\$ 60,000.00	\$ 60,000.00	4/16/2010
196463	303 REG	AG1004013	STATE BANK & TRUST COMPANY		4/7/2011	0.150	\$ 100,000.00	\$ 100,000.00	\$ 100,000.00	4/16/2010
196464	303 REG	AG1004021	STATE BANK & TRUST COMPANY		4/7/2011	0.150	\$ 100,000.00	\$ 100,000.00	\$ 100,000.00	4/16/2010
196465	303 REG	AG1004039	STATE BANK & TRUST COMPANY		4/7/2011	0.150	\$ 70,000.00	\$ 70,000.00	\$ 70,000.00	4/16/2010
196466	303 REG	AG1004047	STATE BANK & TRUST COMPANY		4/7/2011	0.150	\$ 100,000.00	\$ 100,000.00	\$ 100,000.00	4/16/2010
196467	303 REG	AG1004054	STATE BANK & TRUST COMPANY		4/7/2011	0.150	\$ 100,000.00	\$ 100,000.00	\$ 100,000.00	4/16/2010
196468	303 REG	AG1004062	STATE BANK & TRUST COMPANY		4/7/2011	0.150	\$ 100,000.00	\$ 100,000.00	\$ 100,000.00	4/16/2010
196469	303 REG	AG1004070	STATE BANK & TRUST COMPANY		4/7/2011	0.150	\$ 100,000.00	\$ 100,000.00	\$ 100,000.00	4/16/2010
196470	303 REG	AG1004088	STATE BANK & TRUST COMPANY		4/7/2011	0.150	\$ 100,000.00	\$ 100,000.00	\$ 100,000.00	4/16/2010
196471	303 REG	AG1004096	STATE BANK & TRUST COMPANY		4/7/2011	0.150	\$ 45,000.00	\$ 45,000.00	\$ 45,000.00	4/16/2010
196472	303 REG	AG1004104	STATE BANK & TRUST COMPANY		4/7/2011	0.150	\$ 75,000.00	\$ 75,000.00	\$ 75,000.00	4/16/2010
196474	303 REG	AG1004112	STATE BANK & TRUST COMPANY		4/7/2011	0.150	\$ 30,000.00	\$ 30,000.00	\$ 30,000.00	4/16/2010
196475	303 REG	AG1004120	STATE BANK & TRUST COMPANY		4/7/2011	0.150	\$ 60,000.00	\$ 60,000.00	\$ 60,000.00	4/16/2010
196476	303 REG	AG1004138	STATE BANK & TRUST COMPANY		4/7/2011	0.150	\$ 25,000.00	\$ 25,000.00	\$ 25,000.00	4/16/2010
196478	303 REG	AG1004146	STATE BANK & TRUST COMPANY		4/7/2011	0.150	\$ 60,000.00	\$ 60,000.00	\$ 60,000.00	4/16/2010
196481	303 REG	AG1004153	STATE BANK & TRUST COMPANY		4/7/2011	0.150	\$ 25,000.00	\$ 25,000.00	\$ 25,000.00	4/16/2010
196482	303 REG	AG1004161	STATE BANK & TRUST COMPANY		4/7/2011	0.150	\$ 100,000.00	\$ 100,000.00	\$ 100,000.00	4/16/2010
196483	303 REG	AG1004179	STATE BANK & TRUST COMPANY		4/7/2011	0.150	\$ 100,000.00	\$ 100,000.00	\$ 100,000.00	4/16/2010
196484	303 REG	AG1004187	STATE BANK & TRUST COMPANY		4/7/2011	0.150	\$ 100,000.00	\$ 100,000.00	\$ 100,000.00	4/16/2010
196485	303 REG	AG1004195	STATE BANK & TRUST COMPANY		4/7/2011	0.150	\$ 60,000.00	\$ 60,000.00	\$ 60,000.00	4/16/2010
196486	303 REG	AG1004203	STATE BANK & TRUST COMPANY		4/7/2011	0.150	\$ 35,000.00	\$ 35,000.00	\$ 35,000.00	4/16/2010
196487	303 REG	AG1004211	STATE BANK & TRUST COMPANY		4/7/2011	0.150	\$ 100,000.00	\$ 100,000.00	\$ 100,000.00	4/16/2010
196488	303 REG	AG1004229	STATE BANK & TRUST COMPANY		4/7/2011	0.150	\$ 50,000.00	\$ 50,000.00	\$ 50,000.00	4/16/2010
196489	303 REG	AG1004237	STATE BANK & TRUST COMPANY		4/7/2011	0.150	\$ 100,000.00	\$ 100,000.00	\$ 100,000.00	4/16/2010
196490	303 REG	AG1004245	STATE BANK & TRUST COMPANY		4/7/2011	0.150	\$ 100,000.00	\$ 100,000.00	\$ 100,000.00	4/16/2010
196491	303 REG	AG1004252	STATE BANK & TRUST COMPANY		4/7/2011	0.150	\$ 100,000.00	\$ 100,000.00	\$ 100,000.00	4/16/2010
196492	303 REG	AG1004260	STATE BANK & TRUST COMPANY		4/7/2011	0.150	\$ 100,000.00	\$ 100,000.00	\$ 100,000.00	4/16/2010
196493	303 REG	AG1004278	STATE BANK & TRUST COMPANY		4/7/2011	0.150	\$ 100,000.00	\$ 100,000.00	\$ 100,000.00	4/16/2010
196494	303 REG	AG1004286	STATE BANK & TRUST COMPANY		4/7/2011	0.150	\$ 17,000.00	\$ 17,000.00	\$ 17,000.00	4/16/2010
196495	303 REG	AG1004294	STATE BANK & TRUST COMPANY		4/7/2011	0.150	\$ 45,000.00	\$ 45,000.00	\$ 45,000.00	4/16/2010
196496	303 REG	AG1004302	STATE BANK & TRUST COMPANY		4/7/2011	0.150	\$ 100,000.00	\$ 100,000.00	\$ 100,000.00	4/16/2010
196497	303 REG	AG1004310	STATE BANK & TRUST COMPANY		4/7/2011	0.150	\$ 100,000.00	\$ 100,000.00	\$ 100,000.00	4/16/2010
196498	303 REG	AG1004328	STATE BANK & TRUST COMPANY		4/7/2011	0.150	\$ 100,000.00	\$ 100,000.00	\$ 100,000.00	4/16/2010
196499	303 REG	AG1004336	STATE BANK & TRUST COMPANY		4/7/2011	0.150	\$ 80,000.00	\$ 80,000.00	\$ 80,000.00	4/16/2010
196500	303 REG	AG1004344	STATE BANK & TRUST COMPANY		4/7/2011	0.150	\$ 70,000.00	\$ 70,000.00	\$ 70,000.00	4/16/2010
196501	303 REG	AG1004351	STATE BANK & TRUST COMPANY		4/7/2011	0.150	\$ 45,000.00	\$ 45,000.00	\$ 45,000.00	4/16/2010
196502	303 REG	AG1004369	STATE BANK & TRUST COMPANY		4/7/2011	0.150	\$ 100,000.00	\$ 100,000.00	\$ 100,000.00	4/16/2010
196503	303 REG	AG1004377	STATE BANK & TRUST COMPANY		4/7/2011	0.150	\$ 25,000.00	\$ 25,000.00	\$ 25,000.00	4/16/2010
196504	303 REG	AG1004385	OSGOOD STATE BANK		4/7/2011	0.150	\$ 45,000.00	\$ 45,000.00	\$ 45,000.00	4/16/2010
196505	303 REG	AG1004393	OLD NATIONAL BANK		4/7/2011	0.150	\$ 100,000.00	\$ 100,000.00	\$ 100,000.00	4/16/2010
196506	303 REG	AG1004401	OLD NATIONAL BANK		4/7/2011	0.150	\$ 100,000.00	\$ 100,000.00	\$ 100,000.00	4/16/2010
196507	303 REG	AG1004419	OLD NATIONAL BANK		4/7/2011	0.150	\$ 100,000.00	\$ 100,000.00	\$ 100,000.00	4/16/2010
196508	303 REG	AG1004427	OLD NATIONAL BANK		4/7/2011	0.150	\$ 70,000.00	\$ 70,000.00	\$ 70,000.00	4/16/2010
196509	303 REG	AG1004435	OLD NATIONAL BANK		4/7/2011	0.150	\$ 80,000.00	\$ 80,000.00	\$ 80,000.00	4/16/2010
196510	303 REG	AG1004443	OLD NATIONAL BANK		4/7/2011	0.150	\$ 80,000.00	\$ 80,000.00	\$ 80,000.00	4/16/2010
196511	303 REG	AG1004450	COMMUNITY FIRST BANK		4/7/2011	0.150	\$ 20,000.00	\$ 20,000.00	\$ 20,000.00	4/16/2010
196512	303 REG	AG1004468	COMMUNITY FIRST BANK		4/7/2011	0.150	\$ 100,000.00	\$ 100,000.00	\$ 100,000.00	4/16/2010
196513	303 REG	AG1004476	COMMUNITY FIRST BANK		4/7/2011	0.150	\$ 20,000.00	\$ 20,000.00	\$ 20,000.00	4/16/2010
196515	303 REG	AG1004484	COMMUNITY FIRST BANK		4/7/2011	0.150	\$ 20,000.00	\$ 20,000.00	\$ 20,000.00	4/16/2010

PGM: INVS\_MONTHEND\_INVENTORY  
 SOURCE: VisualQED  
 MODEL: INVENTORY  
 BASIS: SETTLEMENT  
 AS-OF: 3/31/2011

**JOSH MANDEL  
 TREASURER, STATE OF OHIO**

INVESTMENT INVENTORY  
 SETTLED POSITIONS AS OF: 3/31/11

INVT#	FUND	CUSIP	DESCRIPTION	RATE	MATURITY	YIELD	PAR AMOUNT	BOOK VALUE	MARKET VALUE	1ST PUR
196516	303 REG	AG1004492	COMMUNITY FIRST BANK		4/7/2011	0.150	\$ 45,000.00	\$ 45,000.00	\$ 45,000.00	4/16/2010
196517	303 REG	AG1004500	COMMUNITY FIRST BANK		4/7/2011	0.150	\$ 100,000.00	\$ 100,000.00	\$ 100,000.00	4/16/2010
196518	303 REG	AG1004518	COMMUNITY FIRST BANK		4/7/2011	0.150	\$ 100,000.00	\$ 100,000.00	\$ 100,000.00	4/16/2010
196519	303 REG	AG1004526	FIRST CITIZENS NATIONAL BANK		4/7/2011	0.150	\$ 100,000.00	\$ 100,000.00	\$ 100,000.00	4/16/2010
196520	303 REG	AG1004534	FIRST CITIZENS NATIONAL BANK		4/7/2011	0.150	\$ 35,000.00	\$ 35,000.00	\$ 35,000.00	4/16/2010
196521	303 REG	AG1004542	FIRST CITIZENS NATIONAL BANK		4/7/2011	0.150	\$ 100,000.00	\$ 100,000.00	\$ 100,000.00	4/16/2010
196522	303 REG	AG1004559	FIRST CITIZENS NATIONAL BANK		4/7/2011	0.150	\$ 100,000.00	\$ 100,000.00	\$ 100,000.00	4/16/2010
196523	303 REG	AG1004567	FIRST CITIZENS NATIONAL BANK		4/7/2011	0.150	\$ 24,950.00	\$ 24,950.00	\$ 24,950.00	4/16/2010
196524	303 REG	AG1004575	FIRST CITIZENS NATIONAL BANK		4/7/2011	0.150	\$ 100,000.00	\$ 100,000.00	\$ 100,000.00	4/16/2010
196525	303 REG	AG1004583	FIRST CITIZENS NATIONAL BANK		4/7/2011	0.150	\$ 100,000.00	\$ 100,000.00	\$ 100,000.00	4/16/2010
196526	303 REG	AG1004591	FIRST CITIZENS NATIONAL BANK		4/7/2011	0.150	\$ 100,000.00	\$ 100,000.00	\$ 100,000.00	4/16/2010
196527	303 REG	AG1004609	FIRST CITIZENS NATIONAL BANK		4/7/2011	0.150	\$ 100,000.00	\$ 100,000.00	\$ 100,000.00	4/16/2010
196528	303 REG	AG1004617	FIRST CITIZENS NATIONAL BANK		4/7/2011	0.150	\$ 100,000.00	\$ 100,000.00	\$ 100,000.00	4/16/2010
196529	303 REG	AG1004625	FIRST CITIZENS NATIONAL BANK		4/7/2011	0.150	\$ 100,000.00	\$ 100,000.00	\$ 100,000.00	4/16/2010
196530	303 REG	AG1004633	FIRST CITIZENS NATIONAL BANK		4/7/2011	0.150	\$ 100,000.00	\$ 100,000.00	\$ 100,000.00	4/16/2010
196548	303 REG	AG1004641	COMMERCIAL SAVINGS BANK, UPPER S		4/7/2011	0.150	\$ 30,000.00	\$ 30,000.00	\$ 30,000.00	4/19/2010
196549	303 REG	AG1004658	COMMERCIAL SAVINGS BANK, UPPER S		4/7/2011	0.150	\$ 45,000.00	\$ 45,000.00	\$ 45,000.00	4/19/2010
196550	303 REG	AG1004666	COMMERCIAL SAVINGS BANK, UPPER S		4/7/2011	0.150	\$ 30,000.00	\$ 30,000.00	\$ 30,000.00	4/19/2010
196552	303 REG	AG1004674	COMMERCIAL SAVINGS BANK, UPPER S		4/7/2011	0.150	\$ 100,000.00	\$ 100,000.00	\$ 100,000.00	4/19/2010
196553	303 REG	AG1004682	COMMERCIAL SAVINGS BANK, UPPER S		4/7/2011	0.150	\$ 30,000.00	\$ 30,000.00	\$ 30,000.00	4/19/2010
196554	303 REG	AG1004690	COMMERCIAL SAVINGS BANK, UPPER S		4/7/2011	0.150	\$ 80,000.00	\$ 80,000.00	\$ 80,000.00	4/19/2010
196555	303 REG	AG1004708	COMMERCIAL SAVINGS BANK, UPPER S		4/7/2011	0.150	\$ 100,000.00	\$ 100,000.00	\$ 100,000.00	4/19/2010
196557	303 REG	AG1004716	COMMERCIAL SAVINGS BANK, UPPER S		4/7/2011	0.150	\$ 100,000.00	\$ 100,000.00	\$ 100,000.00	4/19/2010
196558	303 REG	AG1004724	COMMERCIAL SAVINGS BANK, UPPER S		4/7/2011		\$ 100,000.00	\$ 100,000.00	\$ 100,000.00	4/19/2010
196559	303 REG	AG1004732	COMMERCIAL SAVINGS BANK, UPPER S		4/7/2011	0.150	\$ 60,000.00	\$ 60,000.00	\$ 60,000.00	4/19/2010
196560	303 REG	AG1004740	COMMERCIAL SAVINGS BANK, UPPER S		4/7/2011	0.150	\$ 30,000.00	\$ 30,000.00	\$ 30,000.00	4/19/2010
196561	303 REG	AG1004757	COMMERCIAL SAVINGS BANK, UPPER S		4/7/2011	0.150	\$ 90,000.00	\$ 90,000.00	\$ 90,000.00	4/19/2010
196562	303 REG	AG1004765	COMMERCIAL SAVINGS BANK, UPPER S		4/7/2011	0.150	\$ 75,000.00	\$ 75,000.00	\$ 75,000.00	4/19/2010
196563	303 REG	AG1004773	COMMERCIAL SAVINGS BANK, UPPER S		4/7/2011	0.150	\$ 100,000.00	\$ 100,000.00	\$ 100,000.00	4/19/2010
196564	303 REG	AG1004781	COMMERCIAL SAVINGS BANK, UPPER S		4/7/2011	0.150	\$ 100,000.00	\$ 100,000.00	\$ 100,000.00	4/19/2010
196565	303 REG	AG1004799	COMMERCIAL SAVINGS BANK, UPPER S		4/7/2011	0.150	\$ 100,000.00	\$ 100,000.00	\$ 100,000.00	4/19/2010
196566	303 REG	AG1004807	COMMERCIAL SAVINGS BANK, UPPER S		4/7/2011		\$ 75,000.00	\$ 75,000.00	\$ 75,000.00	4/19/2010
196567	303 REG	AG1004815	COMMERCIAL SAVINGS BANK, UPPER S		4/7/2011	0.150	\$ 100,000.00	\$ 100,000.00	\$ 100,000.00	4/19/2010
196568	303 REG	AG1004823	COMMERCIAL SAVINGS BANK, UPPER S		4/7/2011	0.150	\$ 25,000.00	\$ 25,000.00	\$ 25,000.00	4/19/2010
196569	303 REG	AG1004831	COMMERCIAL SAVINGS BANK, UPPER S		4/7/2011	0.150	\$ 100,000.00	\$ 100,000.00	\$ 100,000.00	4/19/2010
196570	303 REG	AG1004849	COMMERCIAL SAVINGS BANK, UPPER S		4/7/2011	0.150	\$ 100,000.00	\$ 100,000.00	\$ 100,000.00	4/19/2010
196571	303 REG	AG1004856	COMMERCIAL SAVINGS BANK, UPPER S		4/7/2011	0.150	\$ 30,000.00	\$ 30,000.00	\$ 30,000.00	4/19/2010
196572	303 REG	AG1004864	COMMERCIAL SAVINGS BANK, UPPER S		4/7/2011	0.150	\$ 20,000.00	\$ 20,000.00	\$ 20,000.00	4/19/2010
196573	303 REG	AG1004872	COMMERCIAL SAVINGS BANK, UPPER S		4/7/2011	0.150	\$ 23,000.00	\$ 23,000.00	\$ 23,000.00	4/19/2010
196574	303 REG	AG1004880	COMMERCIAL SAVINGS BANK, UPPER S		4/7/2011	0.150	\$ 50,000.00	\$ 50,000.00	\$ 50,000.00	4/19/2010
196575	303 REG	AG1004898	COMMERCIAL SAVINGS BANK, UPPER S		4/7/2011	0.150	\$ 25,000.00	\$ 25,000.00	\$ 25,000.00	4/19/2010
196576	303 REG	AG1004906	COMMERCIAL SAVINGS BANK, UPPER S		4/7/2011		\$ 60,000.00	\$ 60,000.00	\$ 60,000.00	4/19/2010
196577	303 REG	AG1004914	FARMERS STATE BANK, NEW MADISON		4/7/2011		\$ 100,000.00	\$ 100,000.00	\$ 100,000.00	4/19/2010
196580	303 REG	AG1004922	FARMERS STATE BANK, NEW MADISON		4/7/2011		\$ 30,000.00	\$ 30,000.00	\$ 30,000.00	4/19/2010
196581	303 REG	AG1004930	FARMERS STATE BANK, NEW MADISON		4/7/2011		\$ 100,000.00	\$ 100,000.00	\$ 100,000.00	4/19/2010
196582	303 REG	AG1004948	FARMERS STATE BANK, NEW MADISON		4/7/2011		\$ 100,000.00	\$ 100,000.00	\$ 100,000.00	4/19/2010
196583	303 REG	AG1004955	FARMERS STATE BANK, NEW MADISON		4/7/2011		\$ 100,000.00	\$ 100,000.00	\$ 100,000.00	4/19/2010
196584	303 REG	AG1004963	HUNTINGTON NATIONAL BANK, NA		4/7/2011		\$ 100,000.00	\$ 100,000.00	\$ 100,000.00	4/19/2010
196585	303 REG	AG1004971	HUNTINGTON NATIONAL BANK, NA		4/7/2011		\$ 100,000.00	\$ 100,000.00	\$ 100,000.00	4/19/2010
196586	303 REG	AG1004989	HUNTINGTON NATIONAL BANK, NA		4/7/2011		\$ 100,000.00	\$ 100,000.00	\$ 100,000.00	4/19/2010
196587	303 REG	AG1004997	HUNTINGTON NATIONAL BANK, NA		4/7/2011		\$ 90,000.00	\$ 90,000.00	\$ 90,000.00	4/19/2010
196588	303 REG	AG1005002	HUNTINGTON NATIONAL BANK, NA		4/7/2011		\$ 100,000.00	\$ 100,000.00	\$ 100,000.00	4/19/2010
196589	303 REG	AG1005010	HUNTINGTON NATIONAL BANK, NA		4/7/2011		\$ 15,000.00	\$ 15,000.00	\$ 15,000.00	4/19/2010
196590	303 REG	AG1005028	HUNTINGTON NATIONAL BANK, NA		4/7/2011		\$ 100,000.00	\$ 100,000.00	\$ 100,000.00	4/19/2010
196591	303 REG	AG1005036	HUNTINGTON NATIONAL BANK, NA		4/7/2011		\$ 100,000.00	\$ 100,000.00	\$ 100,000.00	4/19/2010
196592	303 REG	AG1005044	HUNTINGTON NATIONAL BANK, NA		4/7/2011		\$ 60,000.00	\$ 60,000.00	\$ 60,000.00	4/19/2010
196593	303 REG	AG1005051	HUNTINGTON NATIONAL BANK, NA		4/7/2011		\$ 100,000.00	\$ 100,000.00	\$ 100,000.00	4/19/2010



PGM: INVS\_MONTHEND\_INVENTORY  
 SOURCE: VisualQED  
 MODEL: INVENTORY  
 BASIS: SETTLEMENT  
 AS-OF: 3/31/2011

**JOSH MANDEL**  
**TREASURER, STATE OF OHIO**

INVESTMENT INVENTORY  
 SETTLED POSITIONS AS OF: 3/31/11

INVT#	FUND	CUSIP	DESCRIPTION	RATE	MATURITY	YIELD	PAR AMOUNT	BOOK VALUE	MARKET VALUE	1ST PUR
196594	303 REG	AG1005069	HUNTINGTON NATIONAL BANK, NA		4/7/2011		\$ 100,000.00	\$ 100,000.00	\$ 100,000.00	4/19/2010
196595	303 REG	AG1005077	HUNTINGTON NATIONAL BANK, NA		4/7/2011		\$ 100,000.00	\$ 100,000.00	\$ 100,000.00	4/19/2010
196596	303 REG	AG1005085	HUNTINGTON NATIONAL BANK, NA		4/7/2011		\$ 100,000.00	\$ 100,000.00	\$ 100,000.00	4/19/2010
196597	303 REG	AG1005093	HUNTINGTON NATIONAL BANK, NA		4/7/2011		\$ 50,000.00	\$ 50,000.00	\$ 50,000.00	4/19/2010
196598	303 REG	AG1005101	HUNTINGTON NATIONAL BANK, NA		4/7/2011		\$ 50,000.00	\$ 50,000.00	\$ 50,000.00	4/19/2010
196599	303 REG	AG1005119	HUNTINGTON NATIONAL BANK, NA		4/7/2011		\$ 100,000.00	\$ 100,000.00	\$ 100,000.00	4/19/2010
196600	303 REG	AG1005127	HUNTINGTON NATIONAL BANK, NA		4/7/2011		\$ 100,000.00	\$ 100,000.00	\$ 100,000.00	4/19/2010
196601	303 REG	AG1005135	HUNTINGTON NATIONAL BANK, NA		4/7/2011		\$ 100,000.00	\$ 100,000.00	\$ 100,000.00	4/19/2010
196602	303 REG	AG1005143	HUNTINGTON NATIONAL BANK, NA		4/7/2011		\$ 50,000.00	\$ 50,000.00	\$ 50,000.00	4/19/2010
196603	303 REG	AG1005150	HUNTINGTON NATIONAL BANK, NA		4/7/2011		\$ 40,000.00	\$ 40,000.00	\$ 40,000.00	4/19/2010
196604	303 REG	AG1005168	HUNTINGTON NATIONAL BANK, NA		4/7/2011		\$ 100,000.00	\$ 100,000.00	\$ 100,000.00	4/19/2010
196605	303 REG	AG1005176	HUNTINGTON NATIONAL BANK, NA		4/7/2011		\$ 100,000.00	\$ 100,000.00	\$ 100,000.00	4/19/2010
196606	303 REG	AG1005184	HUNTINGTON NATIONAL BANK, NA		4/7/2011		\$ 100,000.00	\$ 100,000.00	\$ 100,000.00	4/19/2010
196607	303 REG	AG1005192	HUNTINGTON NATIONAL BANK, NA		4/7/2011		\$ 100,000.00	\$ 100,000.00	\$ 100,000.00	4/19/2010
196608	303 REG	AG1005200	HUNTINGTON NATIONAL BANK, NA		4/7/2011		\$ 100,000.00	\$ 100,000.00	\$ 100,000.00	4/19/2010
196609	303 REG	AG1005218	HUNTINGTON NATIONAL BANK, NA		4/7/2011		\$ 100,000.00	\$ 100,000.00	\$ 100,000.00	4/19/2010
196610	303 REG	AG1005226	HUNTINGTON NATIONAL BANK, NA		4/7/2011		\$ 100,000.00	\$ 100,000.00	\$ 100,000.00	4/19/2010
196635	303 REG	AG1005234	LIBERTY NATIONAL BANK		4/7/2011	0.150	\$ 100,000.00	\$ 100,000.00	\$ 100,000.00	4/20/2010
196636	303 REG	AG1005242	LIBERTY NATIONAL BANK		4/7/2011	0.150	\$ 100,000.00	\$ 100,000.00	\$ 100,000.00	4/20/2010
196637	303 REG	AG1005259	LIBERTY NATIONAL BANK		4/7/2011	0.150	\$ 100,000.00	\$ 100,000.00	\$ 100,000.00	4/20/2010
196638	303 REG	AG1005267	LIBERTY NATIONAL BANK		4/7/2011	0.150	\$ 45,000.00	\$ 45,000.00	\$ 45,000.00	4/20/2010
196639	303 REG	AG1005275	LIBERTY NATIONAL BANK		4/7/2011	0.150	\$ 100,000.00	\$ 100,000.00	\$ 100,000.00	4/20/2010
196640	303 REG	AG1005283	LIBERTY NATIONAL BANK		4/7/2011	0.150	\$ 97,000.00	\$ 97,000.00	\$ 97,000.00	4/20/2010
196641	303 REG	AG1005291	LIBERTY NATIONAL BANK		4/7/2011	0.150	\$ 100,000.00	\$ 100,000.00	\$ 100,000.00	4/20/2010
196642	303 REG	AG1005309	LIBERTY NATIONAL BANK		4/7/2011	0.150	\$ 50,000.00	\$ 50,000.00	\$ 50,000.00	4/20/2010
196643	303 REG	AG1005317	LIBERTY NATIONAL BANK		4/7/2011	0.150	\$ 25,000.00	\$ 25,000.00	\$ 25,000.00	4/20/2010
196644	303 REG	AG1005325	LIBERTY NATIONAL BANK		4/7/2011	0.150	\$ 100,000.00	\$ 100,000.00	\$ 100,000.00	4/20/2010
196645	303 REG	AG1005333	LIBERTY NATIONAL BANK		4/7/2011	0.150	\$ 100,000.00	\$ 100,000.00	\$ 100,000.00	4/20/2010
196646	303 REG	AG1005341	LIBERTY NATIONAL BANK		4/7/2011	0.150	\$ 65,000.00	\$ 65,000.00	\$ 65,000.00	4/20/2010
196647	303 REG	AG1005358	LIBERTY NATIONAL BANK		4/7/2011	0.150	\$ 100,000.00	\$ 100,000.00	\$ 100,000.00	4/20/2010
196648	303 REG	AG1005366	LIBERTY NATIONAL BANK		4/7/2011	0.150	\$ 50,000.00	\$ 50,000.00	\$ 50,000.00	4/20/2010
196650	303 REG	AG1005374	LIBERTY NATIONAL BANK		4/7/2011	0.150	\$ 50,000.00	\$ 50,000.00	\$ 50,000.00	4/20/2010
196651	303 REG	AG1005382	LIBERTY NATIONAL BANK		4/7/2011	0.150	\$ 100,000.00	\$ 100,000.00	\$ 100,000.00	4/20/2010
196652	303 REG	AG1005390	FIRST NATIONAL BANK, PANDORA		4/7/2011		\$ 100,000.00	\$ 100,000.00	\$ 100,000.00	4/20/2010
196653	303 REG	AG1005408	FIRST NATIONAL BANK, PANDORA		4/7/2011		\$ 100,000.00	\$ 100,000.00	\$ 100,000.00	4/20/2010
196654	303 REG	AG1005416	FIRST NATIONAL BANK, PANDORA		4/7/2011		\$ 100,000.00	\$ 100,000.00	\$ 100,000.00	4/20/2010
196655	303 REG	AG1005424	FIRST NATIONAL BANK, PANDORA		4/7/2011		\$ 25,000.00	\$ 25,000.00	\$ 25,000.00	4/20/2010
196656	303 REG	AG1005432	FIRST NATIONAL BANK, PANDORA		4/7/2011		\$ 40,000.00	\$ 40,000.00	\$ 40,000.00	4/20/2010
196657	303 REG	AG1005440	FIRST NATIONAL BANK, PANDORA		4/7/2011		\$ 35,000.00	\$ 35,000.00	\$ 35,000.00	4/20/2010
196658	303 REG	AG1005457	FIRST NATIONAL BANK, PANDORA		4/7/2011		\$ 18,000.00	\$ 18,000.00	\$ 18,000.00	4/20/2010
196659	303 REG	AG1005465	FIRST NATIONAL BANK, PANDORA		4/7/2011		\$ 14,000.00	\$ 14,000.00	\$ 14,000.00	4/20/2010
196661	303 REG	AG1005481	FIRST NATIONAL BANK, PANDORA		4/7/2011		\$ 100,000.00	\$ 100,000.00	\$ 100,000.00	4/20/2010
196662	303 REG	AG1005499	FIRST NATIONAL BANK, PANDORA		4/7/2011		\$ 100,000.00	\$ 100,000.00	\$ 100,000.00	4/20/2010
196663	303 REG	AG1005507	FIRST NATIONAL BANK, PANDORA		4/7/2011		\$ 40,000.00	\$ 40,000.00	\$ 40,000.00	4/20/2010
196664	303 REG	AG1005515	FIRST NATIONAL BANK, PANDORA		4/7/2011		\$ 40,000.00	\$ 40,000.00	\$ 40,000.00	4/20/2010
196665	303 REG	AG1005523	FIRST NATIONAL BANK, PANDORA		4/7/2011		\$ 100,000.00	\$ 100,000.00	\$ 100,000.00	4/20/2010
196666	303 REG	AG1005531	FIRST NATIONAL BANK, PANDORA		4/7/2011		\$ 100,000.00	\$ 100,000.00	\$ 100,000.00	4/20/2010
196686	303 REG	AG1005549	HUNTINGTON NATIONAL BANK, NA		4/7/2011	0.150	\$ 100,000.00	\$ 100,000.00	\$ 100,000.00	4/21/2010
196687	303 REG	AG1005556	HUNTINGTON NATIONAL BANK, NA		4/7/2011	0.150	\$ 100,000.00	\$ 100,000.00	\$ 100,000.00	4/21/2010
196688	303 REG	AG1005564	HUNTINGTON NATIONAL BANK, NA		4/7/2011	0.150	\$ 100,000.00	\$ 100,000.00	\$ 100,000.00	4/21/2010
196689	303 REG	AG1005572	HUNTINGTON NATIONAL BANK, NA		4/7/2011	0.150	\$ 100,000.00	\$ 100,000.00	\$ 100,000.00	4/21/2010
196690	303 REG	AG1005580	HUNTINGTON NATIONAL BANK, NA		4/7/2011	0.150	\$ 100,000.00	\$ 100,000.00	\$ 100,000.00	4/21/2010
196693	303 REG	AG1005598	HUNTINGTON NATIONAL BANK, NA		4/7/2011	0.150	\$ 100,000.00	\$ 100,000.00	\$ 100,000.00	4/21/2010
196694	303 REG	AG1005606	HUNTINGTON NATIONAL BANK, NA		4/7/2011	0.150	\$ 100,000.00	\$ 100,000.00	\$ 100,000.00	4/21/2010
196695	303 REG	AG1005614	HUNTINGTON NATIONAL BANK, NA		4/7/2011	0.150	\$ 100,000.00	\$ 100,000.00	\$ 100,000.00	4/21/2010
196696	303 REG	AG1005622	HUNTINGTON NATIONAL BANK, NA		4/7/2011	0.150	\$ 100,000.00	\$ 100,000.00	\$ 100,000.00	4/21/2010
196697	303 REG	AG1005630	HUNTINGTON NATIONAL BANK, NA		4/7/2011	0.150	\$ 100,000.00	\$ 100,000.00	\$ 100,000.00	4/21/2010

PGM: INVS\_MONTHEND\_INVENTORY  
 SOURCE: VisualQED  
 MODEL: INVENTORY  
 BASIS: SETTLEMENT  
 AS-OF: 3/31/2011

**JOSH MANDEL  
 TREASURER, STATE OF OHIO**

INVESTMENT INVENTORY  
 SETTLED POSITIONS AS OF: 3/31/11

INVT#	FUND	CUSIP	DESCRIPTION	RATE	MATURITY	YIELD	PAR AMOUNT	BOOK VALUE	MARKET VALUE	1ST PUR
196698	303 REG	AG1005648	HUNTINGTON NATIONAL BANK, NA		4/7/2011	0.150	\$ 100,000.00	\$ 100,000.00	\$ 100,000.00	4/21/2010
196699	303 REG	AG1005655	HUNTINGTON NATIONAL BANK, NA		4/7/2011	0.150	\$ 90,000.00	\$ 90,000.00	\$ 90,000.00	4/21/2010
196700	303 REG	AG1005663	HUNTINGTON NATIONAL BANK, NA		4/7/2011	0.150	\$ 100,000.00	\$ 100,000.00	\$ 100,000.00	4/21/2010
196701	303 REG	AG1005671	HUNTINGTON NATIONAL BANK, NA		4/7/2011	0.150	\$ 100,000.00	\$ 100,000.00	\$ 100,000.00	4/21/2010
196702	303 REG	AG1005689	HUNTINGTON NATIONAL BANK, NA		4/7/2011	0.150	\$ 50,000.00	\$ 50,000.00	\$ 50,000.00	4/21/2010
196703	303 REG	AG1005697	HUNTINGTON NATIONAL BANK, NA		4/7/2011	0.150	\$ 100,000.00	\$ 100,000.00	\$ 100,000.00	4/21/2010
196704	303 REG	AG1005705	HUNTINGTON NATIONAL BANK, NA		4/7/2011	0.150	\$ 100,000.00	\$ 100,000.00	\$ 100,000.00	4/21/2010
196705	303 REG	AG1005713	HUNTINGTON NATIONAL BANK, NA		4/7/2011	0.150	\$ 100,000.00	\$ 100,000.00	\$ 100,000.00	4/21/2010
196706	303 REG	AG1005721	HUNTINGTON NATIONAL BANK, NA		4/7/2011	0.150	\$ 80,000.00	\$ 80,000.00	\$ 80,000.00	4/21/2010
196707	303 REG	AG1005739	HUNTINGTON NATIONAL BANK, NA		4/7/2011	0.150	\$ 100,000.00	\$ 100,000.00	\$ 100,000.00	4/21/2010
196708	303 REG	AG1005747	HUNTINGTON NATIONAL BANK, NA		4/7/2011	0.150	\$ 100,000.00	\$ 100,000.00	\$ 100,000.00	4/21/2010
196709	303 REG	AG1005754	HUNTINGTON NATIONAL BANK, NA		4/7/2011	0.150	\$ 100,000.00	\$ 100,000.00	\$ 100,000.00	4/21/2010
196710	303 REG	AG1005762	HUNTINGTON NATIONAL BANK, NA		4/7/2011	0.150	\$ 100,000.00	\$ 100,000.00	\$ 100,000.00	4/21/2010
196711	303 REG	AG1005770	HUNTINGTON NATIONAL BANK, NA		4/7/2011	0.150	\$ 100,000.00	\$ 100,000.00	\$ 100,000.00	4/21/2010
196712	303 REG	AG1005788	HUNTINGTON NATIONAL BANK, NA		4/7/2011	0.150	\$ 100,000.00	\$ 100,000.00	\$ 100,000.00	4/21/2010
196713	303 REG	AG1005796	HUNTINGTON NATIONAL BANK, NA		4/7/2011	0.150	\$ 100,000.00	\$ 100,000.00	\$ 100,000.00	4/21/2010
196714	303 REG	AG1005804	HUNTINGTON NATIONAL BANK, NA		4/7/2011	0.150	\$ 100,000.00	\$ 100,000.00	\$ 100,000.00	4/21/2010
196715	303 REG	AG1005812	HUNTINGTON NATIONAL BANK, NA		4/7/2011	0.150	\$ 100,000.00	\$ 100,000.00	\$ 100,000.00	4/21/2010
196716	303 REG	AG1005820	HUNTINGTON NATIONAL BANK, NA		4/7/2011	0.150	\$ 100,000.00	\$ 100,000.00	\$ 100,000.00	4/21/2010
196717	303 REG	AG1005838	HUNTINGTON NATIONAL BANK, NA		4/7/2011	0.150	\$ 80,000.00	\$ 80,000.00	\$ 80,000.00	4/21/2010
196718	303 REG	AG1005846	HUNTINGTON NATIONAL BANK, NA		4/7/2011	0.150	\$ 100,000.00	\$ 100,000.00	\$ 100,000.00	4/21/2010
196719	303 REG	AG1005853	HUNTINGTON NATIONAL BANK, NA		4/7/2011	0.150	\$ 100,000.00	\$ 100,000.00	\$ 100,000.00	4/21/2010
196720	303 REG	AG1005861	HUNTINGTON NATIONAL BANK, NA		4/7/2011	0.150	\$ 100,000.00	\$ 100,000.00	\$ 100,000.00	4/21/2010
196721	303 REG	AG1005879	HUNTINGTON NATIONAL BANK, NA		4/7/2011	0.150	\$ 100,000.00	\$ 100,000.00	\$ 100,000.00	4/21/2010
196722	303 REG	AG1005887	HUNTINGTON NATIONAL BANK, NA		4/7/2011	0.150	\$ 100,000.00	\$ 100,000.00	\$ 100,000.00	4/21/2010
196723	303 REG	AG1005895	HUNTINGTON NATIONAL BANK, NA		4/7/2011	0.150	\$ 45,000.00	\$ 45,000.00	\$ 45,000.00	4/21/2010
196724	303 REG	AG1005903	HUNTINGTON NATIONAL BANK, NA		4/7/2011	0.150	\$ 100,000.00	\$ 100,000.00	\$ 100,000.00	4/21/2010
196725	303 REG	AG1005911	HUNTINGTON NATIONAL BANK, NA		4/7/2011	0.150	\$ 100,000.00	\$ 100,000.00	\$ 100,000.00	4/21/2010
196726	303 REG	AG1005929	HUNTINGTON NATIONAL BANK, NA		4/7/2011	0.150	\$ 100,000.00	\$ 100,000.00	\$ 100,000.00	4/21/2010
196727	303 REG	AG1005937	HUNTINGTON NATIONAL BANK, NA		4/7/2011	0.150	\$ 100,000.00	\$ 100,000.00	\$ 100,000.00	4/21/2010
196728	303 REG	AG1005945	HUNTINGTON NATIONAL BANK, NA		4/7/2011	0.150	\$ 100,000.00	\$ 100,000.00	\$ 100,000.00	4/21/2010
196737	303 REG	AG1006034	FIRST NATIONAL BANK, PANDORA		4/7/2011	0.150	\$ 100,000.00	\$ 100,000.00	\$ 100,000.00	4/21/2010
196739	303 REG	AG1006059	FIRST NATIONAL BANK, PANDORA		4/7/2011	0.150	\$ 30,000.00	\$ 30,000.00	\$ 30,000.00	4/21/2010
196740	303 REG	AG1006067	FIRST NATIONAL BANK, PANDORA		4/7/2011	0.150	\$ 35,000.00	\$ 35,000.00	\$ 35,000.00	4/21/2010
196742	303 REG	AG1006083	OLD FORT BANKING COMPANY		4/7/2011	0.150	\$ 100,000.00	\$ 100,000.00	\$ 100,000.00	4/21/2010
196772	303 REG	AG1006091	CITIZENS NATIONAL BANK, CHILLICO		4/7/2011		\$ 60,000.00	\$ 60,000.00	\$ 60,000.00	4/23/2010
196801	303 REG	AG1006109	NCB, FSB		4/7/2011		\$ 100,000.00	\$ 100,000.00	\$ 100,000.00	4/26/2010
196802	303 REG	AG1006117	NCB, FSB		4/7/2011		\$ 100,000.00	\$ 100,000.00	\$ 100,000.00	4/26/2010
196803	303 REG	AG1006125	NCB, FSB		4/7/2011		\$ 100,000.00	\$ 100,000.00	\$ 100,000.00	4/26/2010
196804	303 REG	AG1006133	NCB, FSB		4/7/2011		\$ 100,000.00	\$ 100,000.00	\$ 100,000.00	4/26/2010
196805	303 REG	AG1006141	NCB, FSB		4/7/2011		\$ 100,000.00	\$ 100,000.00	\$ 100,000.00	4/26/2010
196806	303 REG	AG1006158	NCB, FSB		4/7/2011		\$ 75,000.00	\$ 75,000.00	\$ 75,000.00	4/26/2010
196807	303 REG	AG1006166	NCB, FSB		4/7/2011		\$ 100,000.00	\$ 100,000.00	\$ 100,000.00	4/26/2010
196808	303 REG	AG1006174	NCB, FSB		4/7/2011		\$ 100,000.00	\$ 100,000.00	\$ 100,000.00	4/26/2010
196809	303 REG	AG1006182	NCB, FSB		4/7/2011		\$ 100,000.00	\$ 100,000.00	\$ 100,000.00	4/26/2010
196810	303 REG	AG1006190	NCB, FSB		4/7/2011		\$ 100,000.00	\$ 100,000.00	\$ 100,000.00	4/26/2010
196811	303 REG	AG1006208	NCB, FSB		4/7/2011		\$ 100,000.00	\$ 100,000.00	\$ 100,000.00	4/26/2010
196812	303 REG	AG1006216	NCB, FSB		4/7/2011		\$ 100,000.00	\$ 100,000.00	\$ 100,000.00	4/26/2010
196813	303 REG	AG1006224	NCB, FSB		4/7/2011		\$ 100,000.00	\$ 100,000.00	\$ 100,000.00	4/26/2010
196814	303 REG	AG1006232	NCB, FSB		4/7/2011		\$ 70,000.00	\$ 70,000.00	\$ 70,000.00	4/26/2010
196815	303 REG	AG1006240	NCB, FSB		4/7/2011		\$ 100,000.00	\$ 100,000.00	\$ 100,000.00	4/26/2010
196816	303 REG	AG1006257	NCB, FSB		4/7/2011		\$ 100,000.00	\$ 100,000.00	\$ 100,000.00	4/26/2010
196817	303 REG	AG1006265	HUNTINGTON NATIONAL BANK, NA		4/7/2011		\$ 25,000.00	\$ 25,000.00	\$ 25,000.00	4/26/2010
196818	303 REG	AG1006273	HUNTINGTON NATIONAL BANK, NA		4/7/2011		\$ 50,000.00	\$ 50,000.00	\$ 50,000.00	4/26/2010
196866	303 REG	AG1006281	FIRST FINANCIAL BANK, NA		4/7/2011		\$ 50,000.00	\$ 50,000.00	\$ 50,000.00	4/27/2010
196867	303 REG	AG1006299	CITIZENS NATIONAL BANK, CHILLICO		4/7/2011		\$ 100,000.00	\$ 100,000.00	\$ 100,000.00	4/27/2010
196868	303 REG	AG1006307	CITIZENS NATIONAL BANK, CHILLICO		4/7/2011		\$ 100,000.00	\$ 100,000.00	\$ 100,000.00	4/27/2010

PGM: INVS\_MONTHEND\_INVENTORY  
 SOURCE: VisualQED  
 MODEL: INVENTORY  
 BASIS: SETTLEMENT  
 AS-OF: 3/31/2011

**JOSH MANDEL  
 TREASURER, STATE OF OHIO**

INVESTMENT INVENTORY  
 SETTLED POSITIONS AS OF: 3/31/11

INVT#	FUND	CUSIP	DESCRIPTION	RATE	MATURITY	YIELD	PAR AMOUNT	BOOK VALUE	MARKET VALUE	1ST PUR
196891	303 REG	AG1006315	HUNTINGTON NATIONAL BANK, NA		4/7/2011		\$ 100,000.00	\$ 100,000.00	\$ 100,000.00	4/28/2010
196892	303 REG	AG1006323	VINTON COUNTY NATIONAL BANK		4/7/2011		\$ 25,000.00	\$ 25,000.00	\$ 25,000.00	4/28/2010
196893	303 REG	AG1006331	VINTON COUNTY NATIONAL BANK		4/7/2011		\$ 40,000.00	\$ 40,000.00	\$ 40,000.00	4/28/2010
196981	303 REG	AG1006349	HOME SAVINGS & LOAN CO KENTON		4/7/2011		\$ 100,000.00	\$ 100,000.00	\$ 100,000.00	5/3/2010
196982	303 REG	AG1006356	HOME SAVINGS & LOAN CO KENTON		4/7/2011		\$ 13,000.00	\$ 13,000.00	\$ 13,000.00	5/3/2010
196983	303 REG	AG1006364	HOME SAVINGS & LOAN CO KENTON		4/7/2011		\$ 100,000.00	\$ 100,000.00	\$ 100,000.00	5/3/2010
196984	303 REG	AG1006372	HOME SAVINGS & LOAN CO KENTON		4/7/2011		\$ 28,000.00	\$ 28,000.00	\$ 28,000.00	5/3/2010
196985	303 REG	AG1006380	HOME SAVINGS & LOAN CO KENTON		4/7/2011		\$ 100,000.00	\$ 100,000.00	\$ 100,000.00	5/3/2010
196986	303 REG	AG1006398	HOME SAVINGS & LOAN CO KENTON		4/7/2011		\$ 20,000.00	\$ 20,000.00	\$ 20,000.00	5/3/2010
196988	303 REG	AG1006406	HOME SAVINGS & LOAN CO KENTON		4/7/2011		\$ 50,000.00	\$ 50,000.00	\$ 50,000.00	5/3/2010
196989	303 REG	AG1006414	HOME SAVINGS & LOAN CO KENTON		4/7/2011		\$ 50,000.00	\$ 50,000.00	\$ 50,000.00	5/3/2010
196990	303 REG	AG1006422	Second NB, div Park DNU		4/7/2011		\$ 100,000.00	\$ 100,000.00	\$ 100,000.00	5/3/2010
197043	303 REG	AG1006430	CITIZENS NATIONAL BANK, CHILLICO		4/7/2011		\$ 30,000.00	\$ 30,000.00	\$ 30,000.00	5/5/2010
197044	303 REG	AG1006448	CITIZENS NATIONAL BANK, CHILLICO		4/7/2011		\$ 100,000.00	\$ 100,000.00	\$ 100,000.00	5/5/2010
197045	303 REG	AG1006455	CITIZENS NATIONAL BANK, CHILLICO		4/7/2011		\$ 70,000.00	\$ 70,000.00	\$ 70,000.00	5/5/2010
197046	303 REG	AG1006463	CITIZENS NATIONAL BANK, CHILLICO		4/7/2011		\$ 100,000.00	\$ 100,000.00	\$ 100,000.00	5/5/2010
197347	303 REG	AG1006489	CITIZENS NATIONAL BANK, CHILLICO		4/7/2011		\$ 75,000.00	\$ 75,000.00	\$ 75,000.00	5/18/2010
197439	303 REG	AG1006505	NATIONAL BANK OF OAK HARBOR		4/7/2011	0.150	\$ 100,000.00	\$ 100,000.00	\$ 100,000.00	5/21/2010
197440	303 REG	AG1006513	NATIONAL BANK OF OAK HARBOR		4/7/2011	0.150	\$ 100,000.00	\$ 100,000.00	\$ 100,000.00	5/21/2010
197441	303 REG	AG1006521	NATIONAL BANK OF OAK HARBOR		4/7/2011	0.150	\$ 85,000.00	\$ 85,000.00	\$ 85,000.00	5/21/2010
197442	303 REG	AG1006539	NATIONAL BANK OF OAK HARBOR		4/7/2011	0.150	\$ 75,000.00	\$ 75,000.00	\$ 75,000.00	5/21/2010
197664	303 REG	AG1006547	CITIZENS NATIONAL BANK, CHILLICO		4/7/2011		\$ 70,000.00	\$ 70,000.00	\$ 70,000.00	6/2/2010
198328	303 REG	AG1006562	OLD FORT BANKING COMPANY		4/7/2011		\$ 100,000.00	\$ 100,000.00	\$ 100,000.00	6/29/2010
							\$ 51,642,377.00	\$ 51,642,377.00	\$ 51,642,377.00	
196001	303 REG	31331JKQ5	KEYBANK, NA		5/13/2011		\$ 40,000,000.00	\$ 40,000,000.00	\$ 40,000,000.00	4/14/2010
							\$ 40,000,000.00	\$ 40,000,000.00	\$ 40,000,000.00	
193689	303 REG	EC1000016	KEYBANK, NA	0.150	10/6/2011	0.150	\$ 100,000.00	\$ 100,000.00	\$ 100,000.00	10/6/2009
193690	303 REG	EC1000024	KEYBANK, NA	0.150	10/6/2011	0.150	\$ 70,000.00	\$ 70,000.00	\$ 70,000.00	10/6/2009
194026	303 REG	EC1000032	KEYBANK, NA	0.150	11/4/2011	0.150	\$ 40,625.00	\$ 40,625.00	\$ 40,625.00	11/4/2009
194174	303 REG	EC1000040	HUNTINGTON NATIONAL BANK, NA	0.150	11/18/2011	0.150	\$ 52,500.00	\$ 52,500.00	\$ 52,500.00	11/19/2009
194365	303 REG	EC1000057	KEYBANK, NA	0.150	12/9/2011	0.150	\$ 80,000.00	\$ 80,000.00	\$ 80,000.00	12/11/2009
194486	303 REG	EC1000065	CORTLAND SAVINGS & BANKING CO	0.150	12/28/2011	0.150	\$ 20,128.75	\$ 20,128.75	\$ 20,128.75	12/28/2009
194842	303 REG	EC1000073	HUNTINGTON NATIONAL BANK, NA	0.150	2/3/2012	0.150	\$ 85,000.00	\$ 85,000.00	\$ 85,000.00	2/3/2010
195446	303 REG	EC1000081	U.S. BANK, N.A.	0.150	3/12/2012	0.150	\$ 36,210.00	\$ 36,210.00	\$ 36,210.00	3/12/2010
195640	303 REG	EC1000099	HUNTINGTON NATIONAL BANK, NA	0.150	3/23/2012	0.150	\$ 57,500.00	\$ 57,500.00	\$ 57,500.00	3/23/2010
195819	303 REG	EC1000107	HUNTINGTON NATIONAL BANK, NA	0.150	4/5/2012	0.150	\$ 55,000.00	\$ 55,000.00	\$ 55,000.00	4/5/2010
196780	303 REG	EC1000115	HUNTINGTON NATIONAL BANK, NA	0.150	4/23/2012	0.150	\$ 125,000.00	\$ 125,000.00	\$ 125,000.00	4/23/2010
197194	303 REG	EC1000123	HUNTINGTON NATIONAL BANK, NA	0.150	5/11/2012	0.150	\$ 101,640.00	\$ 101,640.00	\$ 101,640.00	5/12/2010
197738	303 REG	EC1000131	HUNTINGTON NATIONAL BANK, NA	0.150	6/7/2012	0.150	\$ 23,000.00	\$ 23,000.00	\$ 23,000.00	6/7/2010
197739	303 REG	EC1000149	HUNTINGTON NATIONAL BANK, NA	0.150	6/7/2012	0.150	\$ 60,000.00	\$ 60,000.00	\$ 60,000.00	6/7/2010
197776	303 REG	EC1000156	U.S. BANK, N.A.	0.150	6/8/2012	0.150	\$ 50,600.00	\$ 50,600.00	\$ 50,600.00	6/8/2010
198765	303 REG	EC1000164	KEYBANK, NA	0.150	7/12/2012	0.150	\$ 50,000.00	\$ 50,000.00	\$ 50,000.00	7/12/2010
198778	303 REG	EC1000172	HUNTINGTON NATIONAL BANK, NA	0.150	7/13/2012	0.150	\$ 70,500.00	\$ 70,500.00	\$ 70,500.00	7/13/2010
198781	303 REG	EC1000180	HUNTINGTON NATIONAL BANK, NA	0.150	7/13/2012	0.150	\$ 30,000.00	\$ 30,000.00	\$ 30,000.00	7/13/2010
198782	303 REG	EC1000198	HUNTINGTON NATIONAL BANK, NA	0.150	7/13/2012	0.150	\$ 32,500.00	\$ 32,500.00	\$ 32,500.00	7/13/2010
198783	303 REG	EC1000206	HUNTINGTON NATIONAL BANK, NA	0.150	7/13/2012	0.150	\$ 47,935.00	\$ 47,935.00	\$ 47,935.00	7/13/2010
198784	303 REG	EC1000214	HUNTINGTON NATIONAL BANK, NA	0.150	7/13/2012	0.150	\$ 25,000.00	\$ 25,000.00	\$ 25,000.00	7/13/2010
198796	303 REG	EC1000222	KEYBANK, NA	0.150	7/13/2012	0.150	\$ 46,750.00	\$ 46,750.00	\$ 46,750.00	7/14/2010
198797	303 REG	EC1000230	KEYBANK, NA	0.150	7/13/2012	0.150	\$ 75,000.00	\$ 75,000.00	\$ 75,000.00	7/14/2010
198801	303 REG	EC1000248	KEYBANK, NA	0.150	7/13/2012	0.150	\$ 80,000.00	\$ 80,000.00	\$ 80,000.00	7/14/2010
198803	303 REG	EC1000255	KEYBANK, NA	0.150	7/13/2012	0.150	\$ 70,500.00	\$ 70,500.00	\$ 70,500.00	7/14/2010
198805	303 REG	EC1000263	KEYBANK, NA	0.150	7/13/2012	0.150	\$ 125,000.00	\$ 125,000.00	\$ 125,000.00	7/14/2010
198808	303 REG	EC1000271	KEYBANK, NA	0.150	7/13/2012	0.150	\$ 40,000.00	\$ 40,000.00	\$ 40,000.00	7/14/2010
198809	303 REG	EC1000289	KEYBANK, NA	0.150	7/13/2012	0.150	\$ 80,000.00	\$ 80,000.00	\$ 80,000.00	7/14/2010
198824	303 REG	EC1000297	KEYBANK, NA	0.150	7/13/2012	0.150	\$ 31,525.00	\$ 31,525.00	\$ 31,525.00	7/14/2010

PGM: INVS\_MONTHEND\_INVENTORY  
 SOURCE: VisualQED  
 MODEL: INVENTORY  
 BASIS: SETTLEMENT  
 AS-OF: 3/31/2011

**JOSH MANDEL**  
**TREASURER, STATE OF OHIO**

INVESTMENT INVENTORY  
 SETTLED POSITIONS AS OF: 3/31/11

INVT#	FUND	CUSIP	DESCRIPTION	RATE	MATURITY	YIELD	PAR AMOUNT	BOOK VALUE	MARKET VALUE	1ST PUR
198825	303 REG	EC1000305	KEYBANK, NA	0.150	7/13/2012	0.150	\$ 100,000.00	\$ 100,000.00	\$ 100,000.00	7/14/2010
198826	303 REG	EC1000313	KEYBANK, NA	0.150	7/13/2012	0.150	\$ 99,975.00	\$ 99,975.00	\$ 99,975.00	7/14/2010
198827	303 REG	EC1000321	KEYBANK, NA	0.150	7/13/2012	0.150	\$ 46,000.00	\$ 46,000.00	\$ 46,000.00	7/14/2010
198987	303 REG	EC1100014	HUNTINGTON NATIONAL BANK, NA	0.150	7/20/2012	0.150	\$ 25,000.00	\$ 25,000.00	\$ 25,000.00	7/20/2010
198988	303 REG	EC1100022	HUNTINGTON NATIONAL BANK, NA	0.150	7/20/2012	0.150	\$ 71,885.00	\$ 71,885.00	\$ 71,885.00	7/20/2010
199072	303 REG	EC1100030	KEYBANK, NA	0.150	7/20/2012	0.150	\$ 100,000.00	\$ 100,000.00	\$ 100,000.00	7/22/2010
199287	303 REG	EC1100048	HUNTINGTON NATIONAL BANK, NA	0.150	7/30/2012	0.150	\$ 125,000.00	\$ 125,000.00	\$ 125,000.00	7/30/2010
199288	303 REG	EC1100055	HUNTINGTON NATIONAL BANK, NA	0.150	7/30/2012	0.150	\$ 36,325.00	\$ 36,325.00	\$ 36,325.00	7/30/2010
199289	303 REG	EC1100063	HUNTINGTON NATIONAL BANK, NA	0.150	7/30/2012	0.150	\$ 32,500.00	\$ 32,500.00	\$ 32,500.00	7/30/2010
199428	303 REG	EC1100071	KEYBANK, NA	0.150	8/3/2012	0.150	\$ 124,490.00	\$ 124,490.00	\$ 124,490.00	8/5/2010
199612	303 REG	EC1100089	U.S. BANK, N.A.	0.150	8/10/2012	0.150	\$ 95,520.00	\$ 95,520.00	\$ 95,520.00	8/11/2010
199779	303 REG	EC1100105	HUNTINGTON NATIONAL BANK, NA	0.150	8/17/2012	0.150	\$ 100,000.00	\$ 100,000.00	\$ 100,000.00	8/18/2010
199780	303 REG	EC1100113	HUNTINGTON NATIONAL BANK, NA	0.150	8/17/2012	0.150	\$ 96,400.00	\$ 96,400.00	\$ 96,400.00	8/18/2010
199840	303 REG	EC1100121	KEYBANK, NA	0.150	8/20/2012	0.150	\$ 80,500.00	\$ 80,500.00	\$ 80,500.00	8/20/2010
199993	303 REG	EC1100139	KEYBANK, NA	0.150	8/24/2012	0.150	\$ 90,000.00	\$ 90,000.00	\$ 90,000.00	8/26/2010
199994	303 REG	EC1100147	KEYBANK, NA	0.150	8/24/2012	0.150	\$ 107,440.00	\$ 107,440.00	\$ 107,440.00	8/26/2010
200225	303 REG	EC1100154	HUNTINGTON NATIONAL BANK, NA	0.150	8/31/2012	0.150	\$ 47,500.00	\$ 47,500.00	\$ 47,500.00	9/3/2010
200226	303 REG	EC1100162	HUNTINGTON NATIONAL BANK, NA	0.150	8/31/2012	0.150	\$ 25,000.00	\$ 25,000.00	\$ 25,000.00	9/3/2010
200227	303 REG	EC1100170	HUNTINGTON NATIONAL BANK, NA	0.150	8/31/2012	0.150	\$ 125,000.00	\$ 125,000.00	\$ 125,000.00	9/3/2010
200347	303 REG	EC1100188	LAKE NATIONAL BANK	0.150	9/10/2012	0.150	\$ 124,875.00	\$ 124,875.00	\$ 124,875.00	9/10/2010
200478	303 REG	EC1100196	HUNTINGTON NATIONAL BANK, NA	0.150	9/14/2012	0.150	\$ 48,750.00	\$ 48,750.00	\$ 48,750.00	9/16/2010
200479	303 REG	EC1100204	HUNTINGTON NATIONAL BANK, NA	0.150	9/14/2012	0.150	\$ 75,000.00	\$ 75,000.00	\$ 75,000.00	9/16/2010
200480	303 REG	EC1100212	HUNTINGTON NATIONAL BANK, NA	0.150	9/14/2012	0.150	\$ 74,200.00	\$ 74,200.00	\$ 74,200.00	9/16/2010
200568	303 REG	EC1100220	CONSUMERS NATIONAL BANK	0.150	9/20/2012	0.150	\$ 15,325.00	\$ 15,325.00	\$ 15,325.00	9/20/2010
200660	303 REG	EC1100238	KEYBANK, NA	0.150	9/21/2012	0.150	\$ 100,000.00	\$ 100,000.00	\$ 100,000.00	9/22/2010
200813	303 REG	EC1100246	U.S. BANK, N.A.	0.150	9/27/2012	0.150	\$ 78,605.00	\$ 78,605.00	\$ 78,605.00	9/27/2010
201152	303 REG	EC1100253	HUNTINGTON NATIONAL BANK, NA	0.150	10/12/2012	0.150	\$ 50,000.00	\$ 50,000.00	\$ 50,000.00	10/12/2010
201153	303 REG	EC1100261	HUNTINGTON NATIONAL BANK, NA	0.150	10/12/2012	0.150	\$ 124,000.00	\$ 124,000.00	\$ 124,000.00	10/12/2010
201154	303 REG	EC1100279	HUNTINGTON NATIONAL BANK, NA	0.150	10/12/2012	0.150	\$ 30,000.00	\$ 30,000.00	\$ 30,000.00	10/12/2010
201156	303 REG	EC1100287	HUNTINGTON NATIONAL BANK, NA	0.150	10/12/2012	0.150	\$ 125,000.00	\$ 125,000.00	\$ 125,000.00	10/12/2010
201157	303 REG	EC1100295	HUNTINGTON NATIONAL BANK, NA	0.150	10/12/2012	0.150	\$ 61,565.00	\$ 61,565.00	\$ 61,565.00	10/12/2010
201159	303 REG	EC1100303	HUNTINGTON NATIONAL BANK, NA	0.150	10/12/2012	0.150	\$ 50,000.00	\$ 50,000.00	\$ 50,000.00	10/12/2010
201281	303 REG	EC1100311	KEYBANK, NA	0.150	10/15/2012	0.150	\$ 31,000.00	\$ 31,000.00	\$ 31,000.00	10/15/2010
201282	303 REG	EC1100329	KEYBANK, NA	0.150	10/15/2012	0.150	\$ 135,000.00	\$ 135,000.00	\$ 135,000.00	10/15/2010
201384	303 REG	EC1100337	HUNTINGTON NATIONAL BANK, NA	0.150	10/19/2012	0.150	\$ 90,000.00	\$ 90,000.00	\$ 90,000.00	10/19/2010
201496	303 REG	EC1100345	KEYBANK, NA	0.150	10/22/2012	0.150	\$ 39,620.00	\$ 39,620.00	\$ 39,620.00	10/22/2010
201497	303 REG	EC1100352	KEYBANK, NA	0.150	10/22/2012	0.150	\$ 147,500.00	\$ 147,500.00	\$ 147,500.00	10/22/2010
201515	303 REG	EC1100360	HUNTINGTON NATIONAL BANK, NA	0.150	10/25/2012	0.150	\$ 29,355.00	\$ 29,355.00	\$ 29,355.00	10/25/2010
201516	303 REG	EC1100378	HUNTINGTON NATIONAL BANK, NA	0.150	10/25/2012	0.150	\$ 47,910.00	\$ 47,910.00	\$ 47,910.00	10/25/2010
201624	303 REG	EC1100386	HUNTINGTON NATIONAL BANK, NA	0.150	10/29/2012	0.150	\$ 100,000.00	\$ 100,000.00	\$ 100,000.00	10/29/2010
201625	303 REG	EC1100394	HUNTINGTON NATIONAL BANK, NA	0.150	10/29/2012	0.150	\$ 34,140.00	\$ 34,140.00	\$ 34,140.00	10/29/2010
201654	303 REG	EC1100402	CONSUMERS NATIONAL BANK	0.150	11/1/2012	0.150	\$ 35,000.00	\$ 35,000.00	\$ 35,000.00	11/1/2010
201849	303 REG	EC1100410	KEYBANK, NA	0.150	11/9/2012	0.150	\$ 33,000.00	\$ 33,000.00	\$ 33,000.00	11/9/2010
201850	303 REG	EC1100428	KEYBANK, NA	0.150	11/9/2012	0.150	\$ 30,000.00	\$ 30,000.00	\$ 30,000.00	11/9/2010
201851	303 REG	EC1100436	KEYBANK, NA	0.150	11/9/2012	0.150	\$ 31,250.00	\$ 31,250.00	\$ 31,250.00	11/9/2010
201873	303 REG	EC1100444	CONSUMERS NATIONAL BANK	0.150	11/9/2012	0.150	\$ 32,500.00	\$ 32,500.00	\$ 32,500.00	11/9/2010
202130	303 REG	EC1100451	HUNTINGTON NATIONAL BANK, NA	0.150	11/19/2012	0.150	\$ 86,374.10	\$ 86,374.10	\$ 86,374.10	11/19/2010
202131	303 REG	EC1100469	HUNTINGTON NATIONAL BANK, NA	0.150	11/19/2012	0.150	\$ 125,000.00	\$ 125,000.00	\$ 125,000.00	11/19/2010
202132	303 REG	EC1100477	HUNTINGTON NATIONAL BANK, NA	0.150	11/19/2012	0.150	\$ 46,750.00	\$ 46,750.00	\$ 46,750.00	11/19/2010
202133	303 REG	EC1100485	HUNTINGTON NATIONAL BANK, NA	0.150	11/19/2012	0.150	\$ 48,000.00	\$ 48,000.00	\$ 48,000.00	11/19/2010
202134	303 REG	EC1100493	HUNTINGTON NATIONAL BANK, NA	0.150	11/19/2012	0.150	\$ 56,635.00	\$ 56,635.00	\$ 56,635.00	11/19/2010
202244	303 REG	EC1100501	CONSUMERS NATIONAL BANK	0.150	11/21/2012	0.150	\$ 57,500.00	\$ 57,500.00	\$ 57,500.00	11/23/2010
202319	303 REG	EC1100519	U.S. BANK, N.A.	0.150	11/29/2012	0.150	\$ 42,753.60	\$ 42,753.60	\$ 42,753.60	11/29/2010
202322	303 REG	EC1100527	U.S. BANK, N.A.	0.150	11/29/2012	0.150	\$ 80,145.00	\$ 80,145.00	\$ 80,145.00	11/29/2010
202352	303 REG	EC1100535	FIRST NATIONAL BANK, NEW BREMEN	0.150	11/30/2012	0.150	\$ 110,000.00	\$ 110,000.00	\$ 110,000.00	11/30/2010
202419	303 REG	EC1100543	LIBERTY NATIONAL BANK	0.150	11/30/2012	0.150	\$ 31,575.00	\$ 31,575.00	\$ 31,575.00	12/1/2010
202420	303 REG	EC1100550	LIBERTY NATIONAL BANK	0.150	11/30/2012	0.150	\$ 33,500.00	\$ 33,500.00	\$ 33,500.00	12/1/2010

PGM: INVS\_MONTHEND\_INVENTORY  
 SOURCE: VisualQED  
 MODEL: INVENTORY  
 BASIS: SETTLEMENT  
 AS-OF: 3/31/2011

**JOSH MANDEL  
 TREASURER, STATE OF OHIO**

INVESTMENT INVENTORY  
 SETTLED POSITIONS AS OF: 3/31/11

INVT#	FUND	CUSIP	DESCRIPTION	RATE	MATURITY	YIELD	PAR AMOUNT	BOOK VALUE	MARKET VALUE	1ST PUR
202607	303 REG	EC1100568	KEYBANK, NA	0.150	12/7/2012	0.150	\$ 25,000.00	\$ 25,000.00	\$ 25,000.00	12/8/2010
202608	303 REG	EC1100576	KEYBANK, NA	0.150	12/7/2012	0.150	\$ 27,320.00	\$ 27,320.00	\$ 27,320.00	12/8/2010
202609	303 REG	EC1100584	KEYBANK, NA	0.150	12/7/2012	0.150	\$ 39,500.00	\$ 39,500.00	\$ 39,500.00	12/8/2010
202610	303 REG	EC1100592	KEYBANK, NA	0.150	12/7/2012	0.150	\$ 25,000.00	\$ 25,000.00	\$ 25,000.00	12/8/2010
202741	303 REG	EC1100600	CONSUMERS NATIONAL BANK	0.150	12/14/2012	0.150	\$ 12,500.00	\$ 12,500.00	\$ 12,500.00	12/15/2010
202834	303 REG	EC1100618	HUNTINGTON NATIONAL BANK, NA	0.150	12/21/2012	0.150	\$ 82,845.00	\$ 82,845.00	\$ 82,845.00	12/21/2010
202835	303 REG	EC1100626	HUNTINGTON NATIONAL BANK, NA	0.150	12/21/2012	0.150	\$ 100,000.00	\$ 100,000.00	\$ 100,000.00	12/21/2010
202836	303 REG	EC1100634	HUNTINGTON NATIONAL BANK, NA	0.150	12/21/2012	0.150	\$ 60,000.00	\$ 60,000.00	\$ 60,000.00	12/21/2010
202837	303 REG	EC1100642	HUNTINGTON NATIONAL BANK, NA	0.150	12/21/2012	0.150	\$ 172,020.00	\$ 172,020.00	\$ 172,020.00	12/21/2010
202887	303 REG	EC1100659	GREENVILLE FEDERAL S&L ASSOC.	0.150	12/21/2012	0.150	\$ 122,835.00	\$ 122,835.00	\$ 122,835.00	12/22/2010
202964	303 REG	EC1100667	CONSUMERS NATIONAL BANK	0.150	12/28/2012	0.150	\$ 25,700.00	\$ 25,700.00	\$ 25,700.00	12/29/2010
202981	303 REG	EC1100675	U.S. BANK, N.A.	0.150	12/28/2012	0.150	\$ 29,000.00	\$ 29,000.00	\$ 29,000.00	12/30/2010
203083	303 REG	EC1100683	KEYBANK, NA	0.150	1/4/2013	0.150	\$ 70,000.00	\$ 70,000.00	\$ 70,000.00	1/5/2011
203084	303 REG	EC1100691	KEYBANK, NA	0.150	1/4/2013	0.150	\$ 45,589.60	\$ 45,589.60	\$ 45,589.60	1/5/2011
203085	303 REG	EC1100709	KEYBANK, NA	0.150	1/4/2013	0.150	\$ 103,000.00	\$ 103,000.00	\$ 103,000.00	1/5/2011
203086	303 REG	EC1100717	KEYBANK, NA	0.150	1/4/2013	0.150	\$ 31,000.00	\$ 31,000.00	\$ 31,000.00	1/5/2011
203087	303 REG	EC1100725	KEYBANK, NA	0.150	1/4/2013	0.150	\$ 50,880.00	\$ 50,880.00	\$ 50,880.00	1/5/2011
203546	303 REG	EC1100733	KEYBANK, NA	0.150	2/4/2013	0.150	\$ 33,669.00	\$ 33,669.00	\$ 33,669.00	2/4/2011
204007	303 REG	EC1100741	KEYBANK, NA	0.150	3/4/2013	0.150	\$ 91,410.00	\$ 91,410.00	\$ 91,410.00	3/4/2011
204008	303 REG	EC1100758	KEYBANK, NA	0.150	3/4/2013	0.150	\$ 25,225.00	\$ 25,225.00	\$ 25,225.00	3/4/2011
204009	303 REG	EC1100766	KEYBANK, NA	0.150	3/4/2013	0.150	\$ 100,000.00	\$ 100,000.00	\$ 100,000.00	3/4/2011
204010	303 REG	EC1100774	KEYBANK, NA	0.150	3/4/2013	0.150	\$ 32,500.00	\$ 32,500.00	\$ 32,500.00	3/4/2011
204260	303 REG	EC11078 3	VINTON COUNTY NATIONAL BANK	0.150	3/22/2013	0.150	\$ 125,000.00	\$ 125,000.00	\$ 125,000.00	3/23/2011
							\$ 7,212,270.05	\$ 7,212,270.05	\$ 7,212,270.05	
197007	303 REG	SN1000041	FIRST NATIONAL BANK, BELLEVUE	0.100	5/4/2011	0.100	\$ 560,000.00	\$ 560,000.00	\$ 560,000.00	5/4/2010
198829	303 REG	SN1000108	PNC BANK, NA	0.100	7/14/2011	0.100	\$ 10,000,000.00	\$ 10,000,000.00	\$ 10,000,000.00	7/14/2010
							\$ 10,560,000.00	\$ 10,560,000.00	\$ 10,560,000.00	
200223	303 REG	RO1100014	FARMERS & MERCHANTS STATE BANK		8/31/2012	0.010	\$ 5,000.00	\$ 5,000.00	\$ 5,000.00	9/3/2010
203570	303 REG	RO1100022	GENOA BANKING COMPANY	0.150	2/7/2013	0.150	\$ 800,000.00	\$ 800,000.00	\$ 800,000.00	2/7/2011
							\$ 805,000.00	\$ 805,000.00	\$ 805,000.00	
							\$ 6,090,481,146.28	\$ 6,088,700,280.29	\$ 6,077,571,679.56	
204302	295 TOB	1667T1R11	CHEVRON CORPORATION	0.110	4/1/2011	0.112	\$ 25,350,000.00	\$ 25,349,380.33	\$ 25,349,380.33	3/24/2011
204324	295 TOB	22532CR14	CREDIT AGRICOLE NORTH AMERICA	0.150	4/1/2011	0.152	\$ 25,350,000.00	\$ 25,349,260.62	\$ 25,349,260.62	3/25/2011
203722	295 TOB	36959JR13	GENERAL ELECTRIC CAPITAL CORP	0.200	4/1/2011	0.203	\$ 5,707,000.00	\$ 5,705,573.25	\$ 5,705,573.25	2/15/2011
204323	295 TOB	83365SR13	SOCIETE GENERALE NORTH AMERICA	0.150	4/1/2011	0.152	\$ 25,350,000.00	\$ 25,349,260.62	\$ 25,349,260.62	3/25/2011
204320	295 TOB	0027A1R84	ABBEY NATIONAL NA, LLC	0.190	4/8/2011	0.193	\$ 25,350,000.00	\$ 25,348,126.92	\$ 25,348,126.92	3/25/2011
204319	295 TOB	4611K1R80	INTESA FUNDING, LLC	0.290	4/8/2011	0.294	\$ 25,350,000.00	\$ 25,347,141.08	\$ 25,347,141.08	3/25/2011
204342	295 TOB	0556N1RC9	BNP PARIBAS FINANCE, INC	0.170	4/12/2011	0.172	\$ 25,352,000.00	\$ 25,350,204.23	\$ 25,350,204.23	3/28/2011
							\$ 157,809,000.00	\$ 157,798,947.05	\$ 157,798,947.05	
194140	295 TOB	3133XVSY8	FHLB DEBENTURE	0.700	6/24/2011	0.700	\$ 25,000,000.00	\$ 25,000,000.00	\$ 25,034,500.00	11/17/2009
194141	295 TOB	3133XVSY8	FHLB DEBENTURE	0.700	6/24/2011	0.700	\$ 50,000,000.00	\$ 50,000,000.00	\$ 50,069,000.00	11/17/2009
194142	295 TOB	3133XVSY8	FHLB DEBENTURE	0.700	6/24/2011	0.700	\$ 50,000,000.00	\$ 50,000,000.00	\$ 50,069,000.00	11/17/2009
194143	295 TOB	3133XVSY8	FHLB DEBENTURE	0.700	6/24/2011	0.700	\$ 40,000,000.00	\$ 40,000,000.00	\$ 40,055,200.00	11/17/2009
							\$ 165,000,000.00	\$ 165,000,000.00	\$ 165,227,700.00	
204326	295 TOB	313384GC7	FHLB DISCOUNT NOTE	0.100	5/27/2011	0.100	\$ 50,000,000.00	\$ 49,991,250.00	\$ 49,996,000.00	3/25/2011
204328	295 TOB	313384GK9	FHLB DISCOUNT NOTE	0.115	6/3/2011	0.117	\$ 8,744,000.00	\$ 8,742,044.74	\$ 8,742,600.96	3/25/2011
							\$ 58,744,000.00	\$ 58,733,294.74	\$ 58,738,600.96	
183025	295 TOB	38141W273	GOLDMAN SACHS FIN SQ GOVT #465	0.050		0.050	\$ 1,393,117.95	\$ 1,393,117.95	\$ 1,393,117.95	10/29/2007
188876	295 TOB	4812C0670	JP MORGAN US GOVT MMKT #3164	0.020		0.020	\$ 17,958,001.98	\$ 17,958,001.98	\$ 17,958,001.98	10/30/2008

PGM: INVS\_MONTHEND\_INVENTORY  
 SOURCE: VisualQED  
 MODEL: INVENTORY  
 BASIS: SETTLEMENT  
 AS-OF: 3/31/2011

**JOSH MANDEL  
 TREASURER, STATE OF OHIO**

INVESTMENT INVENTORY  
 SETTLED POSITIONS AS OF: 3/31/11

INVST#	FUND	CUSIP	DESCRIPTION	RATE	MATURITY	YIELD	PAR AMOUNT	BOOK VALUE	MARKET VALUE	1ST PUR
							\$ 19,351,119.93	\$ 19,351,119.93	\$ 19,351,119.93	
184687	295 TOB	STAR29519	STAR OHIO 71115	0.100		0.100	\$ 164,859,355.89	\$ 164,859,355.89	\$ 164,859,355.89	2/11/2008
183669	296 TOB	STAR29618	STAR OHIO 71106	0.110		0.110	\$ 8,024,218.19	\$ 8,024,218.19	\$ 8,024,218.19	11/28/2007
							\$ 172,883,574.08	\$ 172,883,574.08	\$ 172,883,574.08	
							\$ 573,787,694.01	\$ 573,766,935.80	\$ 573,999,942.02	
179692	302 DPTF	76116EFF2	REF CORP STRIP		1/15/2013	4.886	\$ 150,000.00	\$ 112,534.50	\$ 146,961.00	1/31/2007
179693	302 DPTF	76116EFH8	REF CORP STRIP		1/15/2014	4.926	\$ 150,000.00	\$ 106,912.50	\$ 143,424.00	1/31/2007
162210	302 DPTF	76116EFK1	REF CORP STRIP		1/15/2015	5.250	\$ 900,000.00	\$ 497,115.00	\$ 832,455.00	8/1/2003
718	302 DPTF	76116EFL9	REF CORP STRIP		7/15/2015	7.568	\$ 2,408,000.00	\$ 463,660.40	\$ 2,184,922.88	5/14/1993
721	302 DPTF	76116ECF5	REF CORP STRIP		10/15/2016	6.720	\$ 3,600,000.00	\$ 898,956.00	\$ 3,072,312.00	10/18/1995
178269	302 DPTF	76116EFP0	REF CORP STRIP		1/15/2017	4.841	\$ 4,262,000.00	\$ 2,604,167.24	\$ 3,592,525.04	9/27/2006
179696	302 DPTF	76116EFP0	REF CORP STRIP		1/15/2017	5.090	\$ 150,000.00	\$ 90,952.50	\$ 126,438.00	1/31/2007
178776	302 DPTF	76116ECG3	REF CORP STRIP		4/15/2017	4.865	\$ 2,696,000.00	\$ 1,632,697.60	\$ 2,245,498.40	11/8/2006
179127	302 DPTF	76116ECJ7	REF CORP STRIP		4/15/2018	4.660	\$ 41,000.00	\$ 24,292.09	\$ 32,453.55	12/4/2006
727	302 DPTF	76116EFS4	REF CORP STRIP		7/15/2018	7.989	\$ 7,000,000.00	\$ 1,119,650.00	\$ 5,469,730.00	2/22/1995
178563	302 DPTF	76116EFS4	REF CORP STRIP		7/15/2018	5.117	\$ 2,312,000.00	\$ 1,277,819.28	\$ 1,806,573.68	10/20/2006
728	302 DPTF	76116ECK4	REF CORP STRIP		10/15/2018	7.383	\$ 3,000,000.00	\$ 549,780.00	\$ 2,314,500.00	5/22/1995
729	302 DPTF	76116ECK4	REF CORP STRIP		10/15/2018	6.760	\$ 2,600,000.00	\$ 563,810.00	\$ 2,005,900.00	10/18/1995
179054	302 DPTF	76116ECK4	REF CORP STRIP		10/15/2018	4.847	\$ 97,000.00	\$ 54,912.67	\$ 74,835.50	11/28/2006
180734	302 DPTF	76116ECL2	REF CORP STRIP		4/15/2019	5.010	\$ 100,000.00	\$ 55,335.00	\$ 75,113.00	4/30/2007
165708	302 DPTF	76116EFV7	REF CORP STRIP		1/15/2020	5.750	\$ 316,000.00	\$ 129,620.04	\$ 227,292.48	4/26/2004
179699	302 DPTF	76116EFV7	REF CORP STRIP		1/15/2020	5.232	\$ 150,000.00	\$ 76,833.00	\$ 107,892.00	1/31/2007
179056	302 DPTF	76116EGT1	REF CORP STRIP		4/15/2020	4.887	\$ 70,000.00	\$ 36,688.40	\$ 49,546.70	11/28/2006
74345	302 DPTF	76116FAE7	REF CORP STRIP		10/15/2020	5.721	\$ 2,300,000.00	\$ 663,205.00	\$ 1,589,967.00	9/28/1998
179700	302 DPTF	76116EFX3	REF CORP STRIP		1/15/2021	5.251	\$ 150,000.00	\$ 72,754.50	\$ 101,532.00	1/31/2007
179053	302 DPTF	76116FAG2	REF CORP STRIP		1/15/2021	4.940	\$ 489,000.00	\$ 245,380.20	\$ 333,419.76	11/28/2006
179704	302 DPTF	76116EGF1	REF CORP STRIP		1/15/2025	5.262	\$ 150,000.00	\$ 59,028.00	\$ 79,170.00	1/31/2007
							\$ 33,091,000.00	\$ 11,336,103.92	\$ 26,612,461.99	
49399	302 DPTF	313490CK8	FED JUDICIARY		2/15/2023	6.362	\$ 3,400,000.00	\$ 716,040.00	\$ 1,882,920.00	3/30/1998
49401	302 DPTF	313490CM4	FED JUDICIARY		2/15/2024	6.332	\$ 2,400,000.00	\$ 478,320.00	\$ 1,244,280.00	3/30/1998
							\$ 5,800,000.00	\$ 1,194,360.00	\$ 3,127,200.00	
148815	302 DPTF	31331RP90	FFCB MEDIUM TERM NOTE	5.450	12/11/2013	6.040	\$ 2,225,000.00	\$ 2,110,279.00	\$ 2,469,193.75	5/9/2001
							\$ 2,225,000.00	\$ 2,110,279.00	\$ 2,469,193.75	
178636	302 DPTF	3133MTZL5	FHLB DEBENTURE	4.500	11/15/2012	5.078	\$ 1,755,000.00	\$ 1,702,665.90	\$ 1,860,124.50	10/26/2006
178918	302 DPTF	3133MTZL5	FHLB DEBENTURE	4.500	11/15/2012	4.916	\$ 210,000.00	\$ 205,510.20	\$ 222,579.00	11/17/2006
							\$ 1,965,000.00	\$ 1,908,176.10	\$ 2,082,703.50	
178300	302 DPTF	3134A4FM1	FHLMC DEBENTURE	6.000	6/15/2011	4.897	\$ 7,950,000.00	\$ 8,314,189.50	\$ 8,047,546.50	9/29/2006
178642	302 DPTF	3134A4FM1	FHLMC DEBENTURE	6.000	6/15/2011	5.045	\$ 315,000.00	\$ 327,275.55	\$ 318,865.05	10/26/2006
178299	302 DPTF	3134A4HF4	FHLMC DEBENTURE	5.500	9/15/2011	4.868	\$ 9,070,000.00	\$ 9,319,787.80	\$ 9,291,217.30	9/29/2006
178302	302 DPTF	3134A4JT2	FHLMC DEBENTURE	5.750	1/15/2012	4.902	\$ 9,010,000.00	\$ 9,361,750.40	\$ 9,398,781.50	9/29/2006
178338	302 DPTF	3134A4SA3	FHLMC DEBENTURE	4.500	1/15/2013	4.927	\$ 6,955,000.00	\$ 6,795,660.95	\$ 7,416,951.10	10/2/2006
178648	302 DPTF	3134A4SA3	FHLMC DEBENTURE	4.500	1/15/2013	5.019	\$ 370,000.00	\$ 359,828.70	\$ 394,575.40	10/27/2006
178635	302 DPTF	3134A4TZ7	FHLMC DEBENTURE	4.500	7/15/2013	5.095	\$ 3,565,000.00	\$ 3,445,358.60	\$ 3,847,740.15	10/26/2006
178456	302 DPTF	3134A4UK8	FHLMC DEBENTURE	4.875	11/15/2013	5.053	\$ 6,525,000.00	\$ 6,456,226.50	\$ 7,147,093.50	10/12/2006
178641	302 DPTF	3134A4UM4	FHLMC DEBENTURE	4.500	1/15/2014	5.094	\$ 10,775,000.00	\$ 10,391,625.50	\$ 11,711,455.25	10/26/2006
179085	302 DPTF	3134A4UM4	FHLMC DEBENTURE	4.500	1/15/2014	4.757	\$ 150,000.00	\$ 147,685.50	\$ 163,036.50	11/30/2006
178388	302 DPTF	3134A4UX0	FHLMC DEBENTURE	4.500	1/15/2015	4.919	\$ 14,165,000.00	\$ 13,764,272.15	\$ 15,529,372.80	10/4/2006
178472	302 DPTF	3134A4VC5	FHLMC DEBENTURE	4.375	7/17/2015	5.079	\$ 6,655,000.00	\$ 6,326,442.65	\$ 7,277,774.90	10/12/2006
178225	302 DPTF	3134A4VG6	FHLMC DEBENTURE	4.750	11/17/2015	5.070	\$ 2,105,000.00	\$ 2,056,016.65	\$ 2,332,087.40	9/21/2006

PGM: INVS\_MONTHEND\_INVENTORY  
 SOURCE: VisualQED  
 MODEL: INVENTORY  
 BASIS: SETTLEMENT  
 AS-OF: 3/31/2011

**JOSH MANDEL  
 TREASURER, STATE OF OHIO**

INVESTMENT INVENTORY  
 SETTLED POSITIONS AS OF: 3/31/11

INVT#	FUND	CUSIP	DESCRIPTION	RATE	MATURITY	YIELD	PAR AMOUNT	BOOK VALUE	MARKET VALUE	1ST PUR
178609	302 DPTF	3134A4ZT4	FHLMC DEBENTURE	4.750	1/19/2016	5.181	\$ 4,395,000.00	\$ 4,256,997.00	\$ 4,867,989.90	10/24/2006
178224	302 DPTF	3137EAAD1	FHLMC DEBENTURE	5.250	4/18/2016	5.087	\$ 8,960,000.00	\$ 9,069,222.40	\$ 10,140,569.60	9/21/2006
178562	302 DPTF	3137EAAG4	FHLMC DEBENTURE	5.500	7/18/2016	5.141	\$ 6,915,000.00	\$ 7,102,742.25	\$ 7,913,940.90	10/20/2006
178683	302 DPTF	3137EAAJ8	FHLMC DEBENTURE	5.125	10/18/2016	5.027	\$ 5,405,000.00	\$ 5,445,969.90	\$ 6,072,031.05	10/31/2006
							\$ 103,285,000.00	\$ 102,941,052.00	\$ 111,871,028.80	
159068	302 DPTF	3134A4LU6	FHLMC STRIP		7/15/2012	4.790	\$ 7,521,000.00	\$ 4,804,640.43	\$ 7,416,232.47	1/27/2003
70663	302 DPTF	3134A1MX5	FHLMC STRIP		2/1/2014	5.900	\$ 2,500,000.00	\$ 1,020,000.00	\$ 2,374,650.00	9/1/1998
50454	302 DPTF	3134A1X39	FHLMC STRIP		6/1/2015	6.206	\$ 6,900,000.00	\$ 2,416,863.00	\$ 6,189,852.00	4/2/1998
70664	302 DPTF	3134A1MZ0	FHLMC STRIP		3/1/2016	5.945	\$ 1,900,000.00	\$ 681,530.00	\$ 1,642,189.00	9/1/1998
82960	302 DPTF	3134A1MZ0	FHLMC STRIP		3/1/2016	6.162	\$ 3,800,000.00	\$ 1,328,860.00	\$ 3,284,378.00	11/9/1998
178660	302 DPTF	3134A1CT5	FHLMC STRIP		9/15/2016	5.130	\$ 885,000.00	\$ 536,672.85	\$ 743,276.10	10/30/2006
178759	302 DPTF	3134A3Y83	FHLMC STRIP		3/15/2017	5.100	\$ 500,000.00	\$ 296,810.00	\$ 409,605.00	11/7/2006
179374	302 DPTF	3134A3Y83	FHLMC STRIP		3/15/2017	5.020	\$ 429,000.00	\$ 258,468.21	\$ 351,441.09	12/26/2006
178738	302 DPTF	3134A4BK9	FHLMC STRIP		3/15/2017	5.047	\$ 6,026,000.00	\$ 3,595,894.98	\$ 4,936,559.46	11/6/2006
179375	302 DPTF	3134A3Z33	FHLMC STRIP		9/15/2018	5.080	\$ 1,698,000.00	\$ 943,222.02	\$ 1,286,965.14	12/26/2006
178739	302 DPTF	3134A4BN3	FHLMC STRIP		9/15/2018	5.117	\$ 3,691,000.00	\$ 2,027,355.57	\$ 2,797,335.08	11/6/2006
121236	302 DPTF	3134A1NA4	FHLMC STRIP		1/2/2019	6.960	\$ 21,000,000.00	\$ 5,665,170.00	\$ 15,657,390.00	11/8/1999
104953	302 DPTF	313400BV4	FHLMC STRIP		11/29/2019	6.230	\$ 2,695,000.00	\$ 762,469.40	\$ 1,789,021.85	4/30/1999
178664	302 DPTF	313400BV4	FHLMC STRIP		11/29/2019	5.278	\$ 1,707,000.00	\$ 863,605.44	\$ 1,133,157.81	10/30/2006
93767	302 DPTF	3134A1HU7	FHLMC STRIP		12/2/2019	6.151	\$ 5,100,000.00	\$ 1,438,965.00	\$ 3,602,232.00	1/13/1999
108426	302 DPTF	3134A1HU7	FHLMC STRIP		12/2/2019	6.720	\$ 1,000,000.00	\$ 258,860.00	\$ 706,320.00	6/21/1999
178674	302 DPTF	3134A4BS2	FHLMC STRIP		9/15/2020	5.286	\$ 1,146,000.00	\$ 555,718.32	\$ 768,862.86	10/31/2006
178684	302 DPTF	3134A4BS2	FHLMC STRIP		9/15/2020	5.220	\$ 4,423,000.00	\$ 2,164,041.21	\$ 2,967,434.93	10/31/2006
178680	302 DPTF	3134A4BT0	FHLMC STRIP		3/15/2021	5.227	\$ 3,286,000.00	\$ 1,565,318.96	\$ 2,138,003.04	10/31/2006
178679	302 DPTF	3134A4BU7	FHLMC STRIP		9/15/2021	5.246	\$ 6,590,000.00	\$ 3,050,379.20	\$ 4,146,955.20	10/31/2006
178682	302 DPTF	3134A4BU7	FHLMC STRIP		9/15/2021	5.319	\$ 421,000.00	\$ 192,822.21	\$ 264,926.88	10/31/2006
178666	302 DPTF	3134A4MY7	FHLMC STRIP		1/15/2022	5.233	\$ 5,619,000.00	\$ 2,561,364.96	\$ 3,457,820.22	10/30/2006
178685	302 DPTF	3134A4BV5	FHLMC STRIP		3/15/2022	5.230	\$ 4,602,000.00	\$ 2,080,702.26	\$ 2,802,295.86	10/31/2006
178619	302 DPTF	3134A4BW3	FHLMC STRIP		9/15/2022	5.406	\$ 2,166,000.00	\$ 928,044.36	\$ 1,276,727.04	10/25/2006
158997	302 DPTF	3134A4NB6	FHLMC STRIP		7/15/2023	6.035	\$ 3,400,000.00	\$ 1,006,230.00	\$ 1,899,920.00	1/23/2003
173969	302 DPTF	3134A4CJ1	FHLMC STRIP		9/15/2028	5.180	\$ 1,252,000.00	\$ 391,074.72	\$ 511,629.80	12/14/2005
							\$ 100,257,000.00	\$ 41,395,083.10	\$ 74,555,180.83	
178637	302 DPTF	31359MM26	FNMA DEBENTURE	5.125	4/15/2011	5.088	\$ 2,175,000.00	\$ 2,178,132.00	\$ 2,179,328.25	10/26/2006
178301	302 DPTF	31359MJH7	FNMA DEBENTURE	6.000	5/15/2011	4.899	\$ 4,015,000.00	\$ 4,195,795.45	\$ 4,043,948.15	9/29/2006
178324	302 DPTF	31359MMQ3	FNMA DEBENTURE	6.125	3/15/2012	4.930	\$ 4,565,000.00	\$ 4,822,922.50	\$ 4,813,975.10	10/2/2006
178271	302 DPTF	31359MTG8	FNMA DEBENTURE	4.625	10/15/2013	4.909	\$ 8,265,000.00	\$ 8,126,313.30	\$ 8,974,137.00	9/27/2006
178649	302 DPTF	31359MUT8	FNMA DEBENTURE	4.125	4/15/2014	5.023	\$ 15,030,000.00	\$ 14,197,939.20	\$ 16,211,658.60	10/27/2006
178387	302 DPTF	31359MA45	FNMA DEBENTURE	5.000	4/15/2015	4.945	\$ 5,635,000.00	\$ 5,656,356.65	\$ 6,269,388.30	10/4/2006
178389	302 DPTF	31359MZC0	FNMA DEBENTURE	4.375	10/15/2015	4.941	\$ 7,240,000.00	\$ 6,944,246.00	\$ 7,898,695.20	10/4/2006
178453	302 DPTF	31359MH89	FNMA DEBENTURE	5.000	3/15/2016	5.117	\$ 720,000.00	\$ 713,736.00	\$ 806,594.40	10/11/2006
178532	302 DPTF	31359MS61	FNMA DEBENTURE	5.375	7/15/2016	5.109	\$ 4,705,000.00	\$ 4,799,711.65	\$ 5,358,289.25	10/18/2006
							\$ 52,350,000.00	\$ 51,635,152.75	\$ 56,556,014.25	
69121	302 DPTF	31364DJB3	FNMA STRIP		4/8/2011	5.960	\$ 3,431,000.00	\$ 1,630,308.27	\$ 3,430,519.66	8/7/1998
95440	302 DPTF	31358CX27	FNMA STRIP		8/7/2011	5.620	\$ 4,622,000.00	\$ 2,312,802.58	\$ 4,609,844.14	2/10/1999
173194	302 DPTF	31359YGE1	FNMA STRIP		9/15/2011	4.528	\$ 319,000.00	\$ 244,299.77	\$ 317,877.12	9/30/2005
173195	302 DPTF	31358C7B6	FNMA STRIP		5/15/2012	4.556	\$ 2,563,000.00	\$ 1,901,665.37	\$ 2,534,960.78	9/30/2005
70369	302 DPTF	31358AEL0	FNMA STRIP		8/12/2012	5.880	\$ 5,000,000.00	\$ 2,227,060.46	\$ 4,922,950.00	8/28/1998
173950	302 DPTF	31359YBR7	FNMA STRIP		1/15/2013	4.985	\$ 483,000.00	\$ 340,640.58	\$ 471,610.86	12/12/2005
96171	302 DPTF	31358CX50	FNMA STRIP		2/7/2013	5.940	\$ 3,200,000.00	\$ 1,410,784.00	\$ 3,120,416.00	2/10/1999
173951	302 DPTF	31359YBT3	FNMA STRIP		1/15/2014	5.035	\$ 407,000.00	\$ 272,173.11	\$ 387,109.91	12/12/2005
634	302 DPTF	313586QR3	FNMA STRIP		7/5/2014	7.417	\$ 10,000,000.00	\$ 2,483,300.00	\$ 9,357,400.00	5/22/1995
3584	302 DPTF	313586QR3	FNMA STRIP		7/5/2014	7.250	\$ 6,000,000.00	\$ 1,679,940.00	\$ 5,614,440.00	8/20/1996
47369	302 DPTF	313586QR3	FNMA STRIP		7/5/2014	6.295	\$ 14,000,000.00	\$ 5,091,520.00	\$ 13,100,360.00	3/10/1998
48911	302 DPTF	31364DJK3	FNMA STRIP		4/8/2015	6.205	\$ 4,845,000.00	\$ 1,711,011.75	\$ 4,409,240.70	3/26/1998

PGM: INVS\_MONTHEND\_INVENTORY  
 SOURCE: VisualQED  
 MODEL: INVENTORY  
 BASIS: SETTLEMENT  
 AS-OF: 3/31/2011

**JOSH MANDEL  
 TREASURER, STATE OF OHIO**

INVESTMENT INVENTORY  
 SETTLED POSITIONS AS OF: 3/31/11

INVT#	FUND	CUSIP	DESCRIPTION	RATE	MATURITY	YIELD	PAR AMOUNT	BOOK VALUE	MARKET VALUE	1ST PUR
48915	302 DPTF	31364DJL1	FNMA STRIP		10/8/2015	6.225	\$ 9,045,000.00	\$ 3,087,601.20	\$ 8,036,753.85	3/26/1998
173952	302 DPTF	31359YBX4	FNMA STRIP		1/15/2016	5.100	\$ 375,000.00	\$ 225,585.00	\$ 328,260.00	12/12/2005
178745	302 DPTF	31359YBX4	FNMA STRIP		1/15/2016	5.057	\$ 1,686,000.00	\$ 1,065,366.54	\$ 1,475,856.96	11/6/2006
51248	302 DPTF	31364DJM9	FNMA STRIP		4/8/2016	6.260	\$ 4,200,000.00	\$ 1,386,462.00	\$ 3,627,876.00	4/15/1998
51249	302 DPTF	31364DJN7	FNMA STRIP		10/8/2016	6.262	\$ 5,000,000.00	\$ 1,599,900.00	\$ 4,201,050.00	4/15/1998
178667	302 DPTF	31358C7L4	FNMA STRIP		11/15/2016	5.049	\$ 10,495,000.00	\$ 6,361,019.50	\$ 8,767,627.95	10/30/2006
173953	302 DPTF	31359YBZ9	FNMA STRIP		1/15/2017	5.100	\$ 317,000.00	\$ 181,355.70	\$ 262,548.91	12/13/2005
99045	302 DPTF	31359MEL3	FNMA STRIP		6/1/2017	6.225	\$ 10,000,000.00	\$ 3,279,700.00	\$ 8,121,500.00	3/24/1999
95441	302 DPTF	31358CY67	FNMA STRIP		8/7/2017	5.910	\$ 5,005,000.00	\$ 1,704,703.00	\$ 4,023,019.00	2/10/1999
70667	302 DPTF	31358ACK4	FNMA STRIP		2/1/2018	5.978	\$ 2,000,000.00	\$ 637,320.00	\$ 1,521,600.00	9/1/1998
82961	302 DPTF	008452CL6	FNMA STRIP		2/12/2018	6.158	\$ 2,007,000.00	\$ 1,576,177.38	\$ 1,576,177.38	11/9/1998
173954	302 DPTF	31359YCD7	FNMA STRIP		1/15/2019	5.190	\$ 317,000.00	\$ 162,107.46	\$ 235,670.48	12/13/2005
179698	302 DPTF	31359YCD7	FNMA STRIP		1/15/2019	5.375	\$ 150,000.00	\$ 79,561.50	\$ 111,516.00	1/31/2007
70368	302 DPTF	31358ACM0	FNMA STRIP		2/1/2019	5.995	\$ 270,000.00	\$ 80,796.73	\$ 195,655.50	8/28/1998
104954	302 DPTF	31358ACM0	FNMA STRIP		2/1/2019	6.310	\$ 5,665,000.00	\$ 1,660,581.45	\$ 4,105,142.25	4/30/1999
178654	302 DPTF	31358C7R1	FNMA STRIP		5/15/2019	5.235	\$ 3,225,000.00	\$ 1,686,030.00	\$ 2,409,816.75	10/27/2006
3448	302 DPTF	313586RC5	FNMA STRIP		10/9/2019	7.220	\$ 1,500,000.00	\$ 290,220.00	\$ 1,019,070.00	8/12/1996
104952	302 DPTF	313586RC5	FNMA STRIP		10/9/2019	6.231	\$ 2,500,000.00	\$ 713,225.00	\$ 1,698,450.00	4/30/1999
178663	302 DPTF	31358C7S9	FNMA STRIP		11/15/2019	5.260	\$ 651,000.00	\$ 330,760.08	\$ 461,044.71	10/30/2006
147427	302 DPTF	31359YCF2	FNMA STRIP		1/15/2020	6.341	\$ 1,140,000.00	\$ 351,302.40	\$ 798,866.40	3/7/2001
173955	302 DPTF	31359YCF2	FNMA STRIP		1/15/2020	5.240	\$ 314,000.00	\$ 151,508.14	\$ 220,038.64	12/13/2005
147428	302 DPTF	31359YCG0	FNMA STRIP		7/15/2020	6.341	\$ 1,140,000.00	\$ 340,506.60	\$ 772,783.20	3/7/2001
178426	302 DPTF	31359YCG0	FNMA STRIP		7/15/2020	5.183	\$ 5,919,000.00	\$ 2,925,051.42	\$ 4,012,371.72	10/6/2006
178740	302 DPTF	31358C7U4	FNMA STRIP		11/15/2020	5.237	\$ 6,783,000.00	\$ 3,285,074.73	\$ 4,506,489.54	11/6/2006
128968	302 DPTF	31364DNW2	FNMA STRIP		3/23/2021	7.085	\$ 4,000,000.00	\$ 918,760.00	\$ 2,598,560.00	2/7/2000
178652	302 DPTF	31358C7V2	FNMA STRIP		5/15/2021	5.310	\$ 4,895,000.00	\$ 2,283,419.60	\$ 3,151,547.85	10/27/2006
173956	302 DPTF	31359YCK1	FNMA STRIP		1/15/2022	5.250	\$ 318,000.00	\$ 138,142.38	\$ 197,328.54	12/13/2005
173957	302 DPTF	31359YCM7	FNMA STRIP		1/15/2023	5.250	\$ 317,000.00	\$ 130,752.99	\$ 184,890.25	12/13/2005
143510	302 DPTF	31358CZ90	FNMA STRIP		2/7/2023	6.830	\$ 2,135,000.00	\$ 471,386.65	\$ 1,240,285.55	8/10/2000
108978	302 DPTF	31358C2A3	FNMA STRIP		8/7/2023	6.850	\$ 3,000,000.00	\$ 591,450.00	\$ 1,690,200.00	6/28/1999
147429	302 DPTF	31359YCP0	FNMA STRIP		1/15/2024	6.271	\$ 1,143,000.00	\$ 278,697.69	\$ 626,409.72	3/7/2001
173958	302 DPTF	31359YCP0	FNMA STRIP		1/15/2024	5.250	\$ 279,000.00	\$ 109,267.56	\$ 152,903.16	12/13/2005
143509	302 DPTF	31358C2B1	FNMA STRIP		2/7/2024	6.800	\$ 1,505,000.00	\$ 312,829.30	\$ 821,624.65	8/10/2000
132101	302 DPTF	31358C2C9	FNMA STRIP		8/7/2024	6.710	\$ 4,405,000.00	\$ 879,017.75	\$ 2,329,892.60	3/6/2000
173959	302 DPTF	31359YCR6	FNMA STRIP		1/15/2025	5.290	\$ 266,000.00	\$ 98,180.60	\$ 136,654.84	12/13/2005
143508	302 DPTF	31358C2D7	FNMA STRIP		2/7/2025	6.790	\$ 2,195,000.00	\$ 427,761.60	\$ 1,123,225.40	8/10/2000
128970	302 DPTF	31364DKF2	FNMA STRIP		4/8/2025	6.960	\$ 1,250,000.00	\$ 223,375.00	\$ 632,675.00	2/7/2000
147430	302 DPTF	31359YCT2	FNMA STRIP		1/15/2026	6.241	\$ 2,350,000.00	\$ 510,114.50	\$ 1,129,762.50	3/7/2001
173960	302 DPTF	31359YCT2	FNMA STRIP		1/15/2026	5.230	\$ 267,000.00	\$ 94,640.82	\$ 128,360.25	12/13/2005
152858	302 DPTF	31364DKL9	FNMA STRIP		10/8/2027	6.610	\$ 2,617,000.00	\$ 488,018.16	\$ 1,130,727.19	12/11/2001
173965	302 DPTF	31359YCX3	FNMA STRIP		1/15/2028	5.250	\$ 513,000.00	\$ 163,318.68	\$ 218,040.39	12/14/2005
173971	302 DPTF	31359YCY1	FNMA STRIP		7/15/2028	5.270	\$ 402,000.00	\$ 124,161.72	\$ 165,901.38	12/14/2005
173966	302 DPTF	31359YCZ8	FNMA STRIP		1/15/2029	5.230	\$ 513,000.00	\$ 155,772.45	\$ 205,666.83	12/14/2005
173967	302 DPTF	31359YDB0	FNMA STRIP		1/15/1930	5.180	\$ 513,000.00	\$ 149,678.01	\$ 189,666.36	12/14/2005
173972	302 DPTF	31359YEA1	FNMA STRIP		5/15/1930	5.180	\$ 1,558,000.00	\$ 446,896.72	\$ 564,276.44	12/14/2005
							\$ 169,015,000.00	\$ 62,511,023.38	\$ 133,384,513.31	
185138	302 DPTF	31771JKU3	FICO STRIP		2/8/2012	2.860	\$ 300,000.00	\$ 268,650.00	\$ 297,984.00	3/19/2008
162144	302 DPTF	31771CEW1	FICO STRIP		5/30/2016	5.577	\$ 400,000.00	\$ 197,431.94	\$ 346,352.00	7/29/2003
178656	302 DPTF	31771KAA5	FICO STRIP		9/26/2019	5.200	\$ 3,991,000.00	\$ 2,056,682.03	\$ 2,915,824.60	10/27/2006
							\$ 4,691,000.00	\$ 2,522,763.97	\$ 3,560,160.60	
192141	302 DPTF	46513FK24	ISRAEL BOND	2.910	5/1/2012	2.910	\$ 3,000,000.00	\$ 3,000,000.00	\$ 3,000,000.00	5/8/2009
							\$ 3,000,000.00	\$ 3,000,000.00	\$ 3,000,000.00	
146173	302 DPTF	STAR30210	STAR OHIO 27044	0.100		0.100	\$ 1,180,376.24	\$ 1,180,376.24	\$ 1,180,376.24	12/31/2000
							\$ 1,180,376.24	\$ 1,180,376.24	\$ 1,180,376.24	



PGM: INVS\_MONTHEND\_INVENTORY  
 SOURCE: VisualQED  
 MODEL: INVENTORY  
 BASIS: SETTLEMENT  
 AS-OF: 3/31/2011

JOSH MANDEL  
 TREASURER, STATE OF OHIO

INVESTMENT INVENTORY  
 SETTLED POSITIONS AS OF: 3/31/11

INVS#	FUND	CUSIP	DESCRIPTION	RATE	MATURITY	YIELD	PAR AMOUNT	BOOK VALUE	MARKET VALUE	1ST PUR
178339	302 DPTF	880591CW0	TVA DEBENTURE	6.000	3/15/2013	4.968	\$ 9,905,000.00	\$ 10,463,146.75	\$ 10,873,411.85	10/2/2006
178610	302 DPTF	880591DW9	TVA DEBENTURE	4.750	8/1/2013	5.141	\$ 6,500,000.00	\$ 6,355,765.00	\$ 7,040,085.00	10/24/2006
148636	302 DPTF	880591CU4	TVA DEBENTURE	6.250	12/15/2017	6.335	\$ 6,250,000.00	\$ 6,195,312.50	\$ 7,414,562.50	5/1/2001
178261	302 DPTF	880591CU4	TVA DEBENTURE	6.250	12/15/2017	4.944	\$ 12,120,000.00	\$ 13,469,440.80	\$ 14,378,319.60	9/26/2006
							\$ 34,775,000.00	\$ 36,483,665.05	\$ 39,706,378.95	
50812	302 DPTF	88059EGL2	TVA STRIP		11/1/2011	6.125	\$ 11,000,000.00	\$ 4,853,750.00	\$ 10,940,930.00	4/9/1998
179691	302 DPTF	88059EME1	TVA STRIP		1/15/2012	5.051	\$ 150,000.00	\$ 117,150.00	\$ 148,834.50	1/31/2007
70661	302 DPTF	88059EBR4	TVA STRIP		4/15/2012	5.832	\$ 5,200,000.00	\$ 2,376,400.00	\$ 5,142,384.00	9/1/1998
93327	302 DPTF	88059EGM0	TVA STRIP		5/1/2012	5.716	\$ 16,000,000.00	\$ 7,551,360.00	\$ 15,812,640.00	1/5/1999
52856	302 DPTF	88059EGP3	TVA STRIP		5/1/2013	6.290	\$ 1,266,000.00	\$ 500,019.36	\$ 1,224,297.96	5/1/1998
74136	302 DPTF	88059EGP3	TVA STRIP		5/1/2013	5.750	\$ 940,000.00	\$ 410,704.80	\$ 909,036.40	9/23/1998
121239	302 DPTF	88059EGP3	TVA STRIP		5/1/2013	6.950	\$ 7,000,000.00	\$ 2,786,770.00	\$ 6,769,420.00	11/8/1999
51310	302 DPTF	88059EGQ1	TVA STRIP		11/1/2013	6.200	\$ 1,000,000.00	\$ 387,150.00	\$ 953,790.00	4/16/1998
70370	302 DPTF	88059EKS2	TVA STRIP		12/15/2013	5.930	\$ 1,055,000.00	\$ 431,539.44	\$ 1,002,703.65	8/28/1998
178737	302 DPTF	88059EMN1	TVA STRIP		1/15/2016	5.057	\$ 4,000,000.00	\$ 2,527,560.00	\$ 3,478,400.00	11/6/2006
178744	302 DPTF	88059EMN1	TVA STRIP		1/15/2016	5.115	\$ 1,303,000.00	\$ 819,078.83	\$ 1,133,088.80	11/6/2006
96115	302 DPTF	88059EMR2	TVA STRIP		7/15/2017	6.020	\$ 7,000,000.00	\$ 2,343,740.00	\$ 5,608,190.00	2/4/1999
50811	302 DPTF	88059EGY4	TVA STRIP		11/1/2017	6.220	\$ 7,000,000.00	\$ 2,112,250.00	\$ 5,519,850.00	4/9/1998
50809	302 DPTF	88059EGZ1	TVA STRIP		5/1/2018	6.260	\$ 2,250,000.00	\$ 653,355.00	\$ 1,725,772.50	4/9/1998
178665	302 DPTF	88059EHC1	TVA STRIP		11/1/2019	5.360	\$ 367,000.00	\$ 184,487.23	\$ 257,993.66	10/30/2006
178655	302 DPTF	88059EMW1	TVA STRIP		1/15/2020	5.320	\$ 6,099,000.00	\$ 3,047,060.40	\$ 4,230,998.28	10/27/2006
178620	302 DPTF	88059EHH0	TVA STRIP		5/1/2022	5.485	\$ 1,512,000.00	\$ 652,987.44	\$ 901,439.28	10/25/2006
179128	302 DPTF	88059EHH0	TVA STRIP		5/1/2022	5.100	\$ 718,000.00	\$ 330,466.68	\$ 428,064.42	12/4/2006
50860	302 DPTF	88059EHJ6	TVA STRIP		11/1/2022	6.260	\$ 14,828,000.00	\$ 3,264,977.32	\$ 8,556,942.24	4/13/1998
179702	302 DPTF	88059ENC4	TVA STRIP		1/15/2023	5.440	\$ 150,000.00	\$ 63,690.00	\$ 85,401.00	1/31/2007
128969	302 DPTF	88059EHL1	TVA STRIP		11/1/2023	6.985	\$ 2,401,000.00	\$ 470,668.03	\$ 1,300,717.74	2/7/2000
							\$ 91,239,000.00	\$ 35,885,164.53	\$ 76,130,894.43	
181157	302 DPTF	912833JW1	US TREASURY STRIP		5/15/2011	4.480	\$ 50,000.00	\$ 41,960.50	\$ 49,991.50	5/31/2007
181405	302 DPTF	912833JW1	US TREASURY STRIP		5/15/2011	4.715	\$ 50,000.00	\$ 41,718.00	\$ 49,991.50	6/26/2007
181852	302 DPTF	912833JW1	US TREASURY STRIP		5/15/2011	4.460	\$ 100,000.00	\$ 84,592.00	\$ 99,983.00	7/30/2007
186407	302 DPTF	912833JW1	US TREASURY STRIP		5/15/2011	2.450	\$ 50,000.00	\$ 46,514.50	\$ 49,991.50	5/27/2008
186655	302 DPTF	912833JW1	US TREASURY STRIP		5/15/2011	2.565	\$ 25,000.00	\$ 23,199.75	\$ 24,995.75	6/9/2008
187218	302 DPTF	912833JW1	US TREASURY STRIP		5/15/2011	2.562	\$ 10,000.00	\$ 9,301.30	\$ 9,998.30	7/11/2008
192204	302 DPTF	912833JW1	US TREASURY STRIP		5/15/2011	0.738	\$ 150,000.00	\$ 147,801.00	\$ 149,974.50	5/13/2009
193225	302 DPTF	912833JW1	US TREASURY STRIP		5/15/2011	0.804	\$ 50,000.00	\$ 49,306.04	\$ 49,991.50	8/18/2009
197088	302 DPTF	912833JW1	US TREASURY STRIP		5/15/2011	0.099	\$ 306,000.00	\$ 305,694.61	\$ 305,947.98	5/11/2010
197181	302 DPTF	912833JW1	US TREASURY STRIP		5/15/2011	0.134	\$ 25,000.00	\$ 24,966.50	\$ 24,995.75	5/14/2010
198363	302 DPTF	912833JW1	US TREASURY STRIP		5/15/2011	0.010	\$ 50,000.00	\$ 49,995.50	\$ 49,991.50	6/30/2010
198690	302 DPTF	912833JW1	US TREASURY STRIP		5/15/2011	0.046	\$ 100,000.00	\$ 99,961.00	\$ 99,983.00	7/13/2010
186342	305 DPTF	912833JW1	US TREASURY STRIP		5/15/2011	2.540	\$ 7,538,000.00	\$ 6,991,645.76	\$ 7,536,718.54	5/22/2008
178322	302 DPTF	912820GL5	US TREASURY STRIP (P)		8/15/2011	4.520	\$ 50,000.00	\$ 40,230.00	\$ 49,969.50	10/4/2006
178577	302 DPTF	912820GL5	US TREASURY STRIP (P)		8/15/2011	4.680	\$ 138,000.00	\$ 110,497.98	\$ 137,915.82	10/26/2006
182211	302 DPTF	912820GL5	US TREASURY STRIP (P)		8/15/2011	4.270	\$ 100,000.00	\$ 84,577.00	\$ 99,939.00	8/28/2007
182542	302 DPTF	912820GL5	US TREASURY STRIP (P)		8/15/2011	4.223	\$ 100,000.00	\$ 85,000.00	\$ 99,939.00	9/25/2007
178987	302 DPTF	912833DA5	US TREASURY STRIP		8/15/2011	4.445	\$ 50,000.00	\$ 40,640.00	\$ 49,971.00	11/28/2006
182747	302 DPTF	912833DA5	US TREASURY STRIP		8/15/2011	4.050	\$ 100,000.00	\$ 85,657.00	\$ 99,942.00	10/5/2007
188058	302 DPTF	912833DA5	US TREASURY STRIP		8/15/2011	2.281	\$ 50,000.00	\$ 46,800.00	\$ 49,971.00	9/15/2008
193244	302 DPTF	912833DA5	US TREASURY STRIP		8/15/2011	0.997	\$ 100,000.00	\$ 98,039.25	\$ 99,942.00	8/18/2009
199551	302 DPTF	912833DA5	US TREASURY STRIP		8/15/2011	0.280	\$ 50,000.00	\$ 49,859.50	\$ 49,971.00	8/13/2010
200613	302 DPTF	912833DA5	US TREASURY STRIP		8/15/2011	0.245	\$ 100,000.00	\$ 99,782.00	\$ 99,942.00	9/24/2010
188153	305 DPTF	912833DA5	US TREASURY STRIP		8/15/2011	2.032	\$ 576,000.00	\$ 543,237.12	\$ 575,665.92	9/22/2008
202138	302 DPTF	912820RN9	US TREASURY STRIP (P)		11/15/2011	0.256	\$ 50,000.00	\$ 49,875.50	\$ 49,927.00	11/24/2010
183721	302 DPTF	912833JX9	US TREASURY STRIP		11/15/2011	2.835	\$ 50,000.00	\$ 44,745.00	\$ 49,933.00	12/5/2007
183928	302 DPTF	912833JX9	US TREASURY STRIP		11/15/2011	2.980	\$ 100,000.00	\$ 89,087.00	\$ 99,866.00	12/19/2007

PGM: INVS\_MONTHEND\_INVENTORY  
 SOURCE: VisualQED  
 MODEL: INVENTORY  
 BASIS: SETTLEMENT  
 AS-OF: 3/31/2011

**JOSH MANDEL  
 TREASURER, STATE OF OHIO**

INVESTMENT INVENTORY  
 SETTLED POSITIONS AS OF: 3/31/11

INVT#	FUND	CUSIP	DESCRIPTION	RATE	MATURITY	YIELD	PAR AMOUNT	BOOK VALUE	MARKET VALUE	1ST PUR
184218	302 DPTF	912833JX9	US TREASURY STRIP		11/15/2011	2.554	\$ 150,000.00	\$ 136,050.00	\$ 149,799.00	1/10/2008
189205	302 DPTF	912833JX9	US TREASURY STRIP		11/15/2011	1.180	\$ 100,000.00	\$ 96,551.00	\$ 99,866.00	11/21/2008
189250	302 DPTF	912833JX9	US TREASURY STRIP		11/15/2011	1.154	\$ 5,000.00	\$ 4,831.25	\$ 4,993.30	11/21/2008
189950	302 DPTF	912833JX9	US TREASURY STRIP		11/15/2011	0.745	\$ 250,000.00	\$ 244,775.00	\$ 249,665.00	1/12/2009
190238	302 DPTF	912833JX9	US TREASURY STRIP		11/15/2011	0.870	\$ 100,000.00	\$ 97,619.00	\$ 99,866.00	2/4/2009
194184	302 DPTF	912833JX9	US TREASURY STRIP		11/15/2011	0.368	\$ 100,000.00	\$ 99,277.00	\$ 99,866.00	11/24/2009
194717	302 DPTF	912833JX9	US TREASURY STRIP		11/15/2011	0.401	\$ 50,000.00	\$ 49,641.50	\$ 49,933.00	1/28/2010
201914	302 DPTF	912833JX9	US TREASURY STRIP		11/15/2011	0.140	\$ 50,000.00	\$ 49,930.50	\$ 49,933.00	11/17/2010
179285	302 DPTF	912820NX1	US TREASURY STRIP (P)		11/30/2011	4.486	\$ 250,000.00	\$ 200,705.00	\$ 249,590.00	12/18/2006
184829	302 DPTF	912833DB3	US TREASURY STRIP		2/15/2012	2.720	\$ 10,000.00	\$ 8,984.34	\$ 9,974.00	2/28/2008
185219	302 DPTF	912833DB3	US TREASURY STRIP		2/15/2012	2.072	\$ 10,000.00	\$ 9,230.00	\$ 9,974.00	3/27/2008
185261	302 DPTF	912833DB3	US TREASURY STRIP		2/15/2012	2.370	\$ 50,000.00	\$ 45,627.00	\$ 49,870.00	3/28/2008
185587	302 DPTF	912833DB3	US TREASURY STRIP		2/15/2012	2.290	\$ 50,000.00	\$ 45,822.00	\$ 49,870.00	4/16/2008
185607	302 DPTF	912833DB3	US TREASURY STRIP		2/15/2012	2.188	\$ 10,000.00	\$ 9,200.00	\$ 9,974.00	4/16/2008
185874	302 DPTF	912833DB3	US TREASURY STRIP		2/15/2012	2.830	\$ 25,000.00	\$ 22,468.25	\$ 24,935.00	4/28/2008
190588	302 DPTF	912833DB3	US TREASURY STRIP		2/15/2012	1.603	\$ 50,000.00	\$ 47,687.00	\$ 49,870.00	2/27/2009
190819	302 DPTF	912833DB3	US TREASURY STRIP		2/15/2012	1.580	\$ 50,000.00	\$ 47,762.50	\$ 49,870.00	3/20/2009
190945	302 DPTF	912833DB3	US TREASURY STRIP		2/15/2012	1.510	\$ 100,000.00	\$ 95,758.00	\$ 99,740.00	3/30/2009
191111	302 DPTF	912833DB3	US TREASURY STRIP		2/15/2012	1.257	\$ 5,000.00	\$ 4,825.00	\$ 4,987.00	4/13/2009
191198	302 DPTF	912833DB3	US TREASURY STRIP		2/15/2012	1.545	\$ 50,000.00	\$ 47,865.50	\$ 49,870.00	4/16/2009
191849	302 DPTF	912833DB3	US TREASURY STRIP		2/15/2012	1.314	\$ 50,000.00	\$ 48,191.50	\$ 49,870.00	4/24/2009
194844	302 DPTF	912833DB3	US TREASURY STRIP		2/15/2012	0.860	\$ 100,000.00	\$ 98,282.00	\$ 99,740.00	2/8/2010
195169	302 DPTF	912833DB3	US TREASURY STRIP		2/15/2012	0.797	\$ 50,000.00	\$ 49,228.50	\$ 49,870.00	3/3/2010
195377	302 DPTF	912833DB3	US TREASURY STRIP		2/15/2012	0.794	\$ 100,000.00	\$ 98,482.00	\$ 99,740.00	3/12/2010
195848	302 DPTF	912833DB3	US TREASURY STRIP		2/15/2012	0.972	\$ 50,000.00	\$ 49,108.50	\$ 49,870.00	4/8/2010
196873	302 DPTF	912833DB3	US TREASURY STRIP		2/15/2012	0.885	\$ 50,000.00	\$ 49,213.50	\$ 49,870.00	4/30/2010
203847	302 DPTF	912833DB3	US TREASURY STRIP		2/15/2012	0.270	\$ 50,000.00	\$ 49,870.00	\$ 49,870.00	2/28/2011
197182	302 DPTF	912820TP2	US TREASURY STRIP (P)		5/15/2012	0.834	\$ 25,000.00	\$ 24,586.75	\$ 24,888.25	5/14/2010
198364	302 DPTF	912820TP2	US TREASURY STRIP (P)		5/15/2012	0.508	\$ 50,000.00	\$ 49,526.50	\$ 49,776.50	6/30/2010
181158	302 DPTF	912833JY7	US TREASURY STRIP		5/15/2012	4.460	\$ 50,000.00	\$ 40,181.00	\$ 49,786.00	5/31/2007
181406	302 DPTF	912833JY7	US TREASURY STRIP		5/15/2012	4.740	\$ 50,000.00	\$ 39,771.00	\$ 49,786.00	6/26/2007
181853	302 DPTF	912833JY7	US TREASURY STRIP		5/15/2012	4.475	\$ 100,000.00	\$ 80,885.00	\$ 99,572.00	7/30/2007
186408	302 DPTF	912833JY7	US TREASURY STRIP		5/15/2012	2.800	\$ 50,000.00	\$ 44,777.50	\$ 49,786.00	5/27/2008
186656	302 DPTF	912833JY7	US TREASURY STRIP		5/15/2012	2.910	\$ 25,000.00	\$ 22,315.50	\$ 24,893.00	6/9/2008
187219	302 DPTF	912833JY7	US TREASURY STRIP		5/15/2012	2.883	\$ 10,000.00	\$ 8,957.80	\$ 9,957.20	7/11/2008
192205	302 DPTF	912833JY7	US TREASURY STRIP		5/15/2012	1.370	\$ 150,000.00	\$ 143,968.50	\$ 149,358.00	5/13/2009
193226	302 DPTF	912833JY7	US TREASURY STRIP		5/15/2012	1.424	\$ 50,000.00	\$ 48,092.08	\$ 49,786.00	8/18/2009
197089	302 DPTF	912833JY7	US TREASURY STRIP		5/15/2012	0.656	\$ 306,000.00	\$ 301,998.13	\$ 304,690.32	5/11/2010
198691	302 DPTF	912833JY7	US TREASURY STRIP		5/15/2012	0.457	\$ 100,000.00	\$ 99,163.00	\$ 99,572.00	7/13/2010
186325	305 DPTF	912833JY7	US TREASURY STRIP		5/15/2012	2.819	\$ 7,538,000.00	\$ 6,743,042.52	\$ 7,505,737.36	5/22/2008
178323	302 DPTF	912820HF7	US TREASURY STRIP (P)		8/15/2012	4.550	\$ 50,000.00	\$ 38,405.50	\$ 49,662.50	10/4/2006
178578	302 DPTF	912820HF7	US TREASURY STRIP (P)		8/15/2012	4.724	\$ 138,000.00	\$ 105,240.18	\$ 137,068.50	10/26/2006
178988	302 DPTF	912820HF7	US TREASURY STRIP (P)		8/15/2012	4.490	\$ 50,000.00	\$ 38,794.00	\$ 49,662.50	11/28/2006
182212	302 DPTF	912820HF7	US TREASURY STRIP (P)		8/15/2012	4.300	\$ 100,000.00	\$ 80,960.00	\$ 99,325.00	8/28/2007
182543	302 DPTF	912833DC1	US TREASURY STRIP		8/15/2012	4.311	\$ 100,000.00	\$ 81,180.00	\$ 99,253.00	9/25/2007
182748	302 DPTF	912833DC1	US TREASURY STRIP		8/15/2012	4.153	\$ 100,000.00	\$ 81,889.00	\$ 99,253.00	10/5/2007
188059	302 DPTF	912833DC1	US TREASURY STRIP		8/15/2012	2.694	\$ 50,000.00	\$ 45,025.00	\$ 49,626.50	9/15/2008
193245	302 DPTF	912833DC1	US TREASURY STRIP		8/15/2012	1.639	\$ 100,000.00	\$ 95,233.25	\$ 99,253.00	8/18/2009
199552	302 DPTF	912833DC1	US TREASURY STRIP		8/15/2012	0.525	\$ 50,000.00	\$ 49,477.00	\$ 49,626.50	8/13/2010
200614	302 DPTF	912833DC1	US TREASURY STRIP		8/15/2012	0.435	\$ 100,000.00	\$ 99,182.00	\$ 99,253.00	9/24/2010
188154	305 DPTF	912833DC1	US TREASURY STRIP		8/15/2012	2.440	\$ 576,000.00	\$ 524,056.32	\$ 571,697.28	9/22/2008
179286	302 DPTF	912820HL4	US TREASURY STRIP (P)		11/15/2012	4.484	\$ 250,000.00	\$ 192,372.50	\$ 247,487.50	12/18/2006
194185	302 DPTF	912820HL4	US TREASURY STRIP (P)		11/15/2012	1.202	\$ 100,000.00	\$ 96,498.00	\$ 98,995.00	11/24/2009
202139	302 DPTF	912820UT2	US TREASURY STRIP (P)		11/15/2012	0.490	\$ 50,000.00	\$ 49,519.00	\$ 49,497.50	11/24/2010
203379	302 DPTF	912820UT2	US TREASURY STRIP (P)		11/15/2012	0.591	\$ 100,000.00	\$ 98,951.00	\$ 98,995.00	1/31/2011
183722	302 DPTF	912833JZ4	US TREASURY STRIP		11/15/2012	3.377	\$ 50,000.00	\$ 42,370.00	\$ 49,467.00	12/5/2007
183929	302 DPTF	912833JZ4	US TREASURY STRIP		11/15/2012	3.620	\$ 100,000.00	\$ 83,859.00	\$ 98,934.00	12/19/2007

PGM: INVS\_MONTHEND\_INVENTORY  
 SOURCE: VisualQED  
 MODEL: INVENTORY  
 BASIS: SETTLEMENT  
 AS-OF: 3/31/2011

**JOSH MANDEL  
 TREASURER, STATE OF OHIO**

INVESTMENT INVENTORY  
 SETTLED POSITIONS AS OF: 3/31/11

INVT#	FUND	CUSIP	DESCRIPTION	RATE	MATURITY	YIELD	PAR AMOUNT	BOOK VALUE	MARKET VALUE	1ST PUR
184219	302 DPTF	912833JZ4	US TREASURY STRIP		11/15/2012	3.134	\$ 150,000.00	\$ 129,015.00	\$ 148,401.00	1/10/2008
189206	302 DPTF	912833JZ4	US TREASURY STRIP		11/15/2012	2.050	\$ 100,000.00	\$ 92,197.00	\$ 98,934.00	11/21/2008
189251	302 DPTF	912833JZ4	US TREASURY STRIP		11/15/2012	1.731	\$ 5,000.00	\$ 4,668.20	\$ 4,946.70	11/21/2008
189951	302 DPTF	912833JZ4	US TREASURY STRIP		11/15/2012	1.590	\$ 250,000.00	\$ 235,250.00	\$ 247,335.00	1/12/2009
190239	302 DPTF	912833JZ4	US TREASURY STRIP		11/15/2012	1.725	\$ 100,000.00	\$ 93,720.00	\$ 98,934.00	2/4/2009
194718	302 DPTF	912833JZ4	US TREASURY STRIP		11/15/2012	1.249	\$ 50,000.00	\$ 48,289.50	\$ 49,467.00	1/28/2010
201916	302 DPTF	912833JZ4	US TREASURY STRIP		11/15/2012	0.450	\$ 50,000.00	\$ 49,554.00	\$ 49,467.00	11/17/2010
180360	302 DPTF	912820HR1	US TREASURY STRIP (P)		2/15/2013	4.495	\$ 50,000.00	\$ 38,516.50	\$ 49,350.00	4/3/2007
180512	302 DPTF	912820HR1	US TREASURY STRIP (P)		2/15/2013	4.650	\$ 100,000.00	\$ 76,438.00	\$ 98,700.00	4/12/2007
180728	302 DPTF	912820HR1	US TREASURY STRIP (P)		2/15/2013	4.500	\$ 100,000.00	\$ 77,266.00	\$ 98,700.00	4/30/2007
184830	302 DPTF	912833DD9	US TREASURY STRIP		2/15/2013	2.950	\$ 10,000.00	\$ 8,646.96	\$ 9,856.00	2/28/2008
185220	302 DPTF	912833DD9	US TREASURY STRIP		2/15/2013	2.399	\$ 10,000.00	\$ 8,900.00	\$ 9,856.00	3/27/2008
185262	302 DPTF	912833DD9	US TREASURY STRIP		2/15/2013	2.630	\$ 50,000.00	\$ 44,009.00	\$ 49,280.00	3/28/2008
185589	302 DPTF	912833DD9	US TREASURY STRIP		2/15/2013	2.550	\$ 50,000.00	\$ 44,237.00	\$ 49,280.00	4/16/2008
185608	302 DPTF	912833DD9	US TREASURY STRIP		2/15/2013	2.509	\$ 10,000.00	\$ 8,865.00	\$ 9,856.00	4/16/2008
185875	302 DPTF	912833DD9	US TREASURY STRIP		2/15/2013	3.070	\$ 25,000.00	\$ 21,599.00	\$ 24,640.00	4/28/2008
190589	302 DPTF	912833DD9	US TREASURY STRIP		2/15/2013	1.890	\$ 50,000.00	\$ 46,404.00	\$ 49,280.00	2/27/2009
190820	302 DPTF	912833DD9	US TREASURY STRIP		2/15/2013	1.925	\$ 50,000.00	\$ 46,392.50	\$ 49,280.00	3/20/2009
190946	302 DPTF	912833DD9	US TREASURY STRIP		2/15/2013	1.860	\$ 100,000.00	\$ 93,066.00	\$ 98,560.00	3/30/2009
191112	302 DPTF	912833DD9	US TREASURY STRIP		2/15/2013	1.547	\$ 5,000.00	\$ 4,712.50	\$ 4,928.00	4/13/2009
191199	302 DPTF	912833DD9	US TREASURY STRIP		2/15/2013	1.836	\$ 50,000.00	\$ 46,617.00	\$ 49,280.00	4/16/2009
191850	302 DPTF	912833DD9	US TREASURY STRIP		2/15/2013	1.653	\$ 50,000.00	\$ 46,958.00	\$ 49,280.00	4/24/2009
194845	302 DPTF	912833DD9	US TREASURY STRIP		2/15/2013	1.440	\$ 100,000.00	\$ 95,761.00	\$ 98,560.00	2/8/2010
195170	302 DPTF	912833DD9	US TREASURY STRIP		2/15/2013	1.340	\$ 50,000.00	\$ 48,064.50	\$ 49,280.00	3/3/2010
195378	302 DPTF	912833DD9	US TREASURY STRIP		2/15/2013	1.323	\$ 100,000.00	\$ 96,208.00	\$ 98,560.00	3/12/2010
195849	302 DPTF	912833DD9	US TREASURY STRIP		2/15/2013	1.576	\$ 50,000.00	\$ 47,807.00	\$ 49,280.00	4/8/2010
196874	302 DPTF	912833DD9	US TREASURY STRIP		2/15/2013	1.405	\$ 50,000.00	\$ 48,081.00	\$ 49,280.00	4/30/2010
203848	302 DPTF	912833DD9	US TREASURY STRIP		2/15/2013	0.755	\$ 50,000.00	\$ 49,265.50	\$ 49,280.00	2/28/2011
181854	302 DPTF	912820HX8	US TREASURY STRIP (P)		5/15/2013	4.780	\$ 100,000.00	\$ 76,058.00	\$ 98,208.00	7/30/2007
181159	302 DPTF	912833KA7	US TREASURY STRIP		5/15/2013	4.782	\$ 50,000.00	\$ 37,732.00	\$ 49,039.50	5/31/2007
181407	302 DPTF	912833KA7	US TREASURY STRIP		5/15/2013	5.030	\$ 50,000.00	\$ 37,323.50	\$ 49,039.50	6/26/2007
181548	302 DPTF	912833KA7	US TREASURY STRIP		5/15/2013	4.899	\$ 50,000.00	\$ 37,655.00	\$ 49,039.50	7/6/2007
186409	302 DPTF	912833KA7	US TREASURY STRIP		5/15/2013	3.050	\$ 50,000.00	\$ 43,020.00	\$ 49,039.50	5/27/2008
186657	302 DPTF	912833KA7	US TREASURY STRIP		5/15/2013	3.280	\$ 25,000.00	\$ 21,293.75	\$ 24,519.75	6/9/2008
187220	302 DPTF	912833KA7	US TREASURY STRIP		5/15/2013	3.257	\$ 10,000.00	\$ 8,551.00	\$ 9,807.90	7/11/2008
192206	302 DPTF	912833KA7	US TREASURY STRIP		5/15/2013	1.930	\$ 150,000.00	\$ 138,891.00	\$ 147,118.50	5/13/2009
193227	302 DPTF	912833KA7	US TREASURY STRIP		5/15/2013	2.145	\$ 50,000.00	\$ 46,163.42	\$ 49,039.50	8/18/2009
197090	302 DPTF	912833KA7	US TREASURY STRIP		5/15/2013	1.348	\$ 306,000.00	\$ 293,870.77	\$ 300,121.74	5/11/2010
197183	302 DPTF	912833KA7	US TREASURY STRIP		5/15/2013	1.362	\$ 25,000.00	\$ 24,001.50	\$ 24,519.75	5/14/2010
198366	302 DPTF	912833KA7	US TREASURY STRIP		5/15/2013	0.899	\$ 50,000.00	\$ 48,727.00	\$ 49,039.50	6/30/2010
198692	302 DPTF	912833KA7	US TREASURY STRIP		5/15/2013	0.966	\$ 100,000.00	\$ 97,301.00	\$ 98,079.00	7/13/2010
186326	305 DPTF	912833KA7	US TREASURY STRIP		5/15/2013	3.218	\$ 7,538,000.00	\$ 6,429,838.62	\$ 7,393,195.02	5/22/2008
178325	302 DPTF	912820JE8	US TREASURY STRIP (P)		8/15/2013	4.550	\$ 50,000.00	\$ 36,715.50	\$ 48,847.50	10/4/2006
178579	302 DPTF	912820JE8	US TREASURY STRIP (P)		8/15/2013	4.765	\$ 138,000.00	\$ 100,165.92	\$ 134,819.10	10/26/2006
182213	302 DPTF	912820JE8	US TREASURY STRIP (P)		8/15/2013	4.340	\$ 100,000.00	\$ 77,407.00	\$ 97,695.00	8/28/2007
182544	302 DPTF	912820JE8	US TREASURY STRIP (P)		8/15/2013	4.405	\$ 100,000.00	\$ 77,370.00	\$ 97,695.00	9/25/2007
182749	302 DPTF	912820JE8	US TREASURY STRIP (P)		8/15/2013	4.240	\$ 100,000.00	\$ 78,198.00	\$ 97,695.00	10/5/2007
178989	302 DPTF	912833DE7	US TREASURY STRIP		8/15/2013	4.485	\$ 50,000.00	\$ 37,121.50	\$ 48,776.50	11/28/2006
188060	302 DPTF	912833DE7	US TREASURY STRIP		8/15/2013	2.853	\$ 50,000.00	\$ 43,500.00	\$ 48,776.50	9/15/2008
193246	302 DPTF	912833DE7	US TREASURY STRIP		8/15/2013	2.223	\$ 100,000.00	\$ 91,552.25	\$ 97,553.00	8/18/2009
199553	302 DPTF	912833DE7	US TREASURY STRIP		8/15/2013	0.845	\$ 50,000.00	\$ 48,749.00	\$ 48,776.50	8/13/2010
200615	302 DPTF	912833DE7	US TREASURY STRIP		8/15/2013	0.695	\$ 100,000.00	\$ 98,014.00	\$ 97,553.00	9/24/2010
188155	305 DPTF	912833DE7	US TREASURY STRIP		8/15/2013	2.602	\$ 576,000.00	\$ 507,507.84	\$ 561,905.28	9/22/2008
179287	302 DPTF	912820JN8	US TREASURY STRIP (P)		11/15/2013	4.516	\$ 250,000.00	\$ 183,630.00	\$ 243,120.00	12/18/2006
183723	302 DPTF	912833KB5	US TREASURY STRIP		11/15/2013	3.557	\$ 50,000.00	\$ 40,545.00	\$ 48,540.50	12/5/2007
183930	302 DPTF	912833KB5	US TREASURY STRIP		11/15/2013	3.790	\$ 100,000.00	\$ 80,110.00	\$ 97,081.00	12/19/2007
184220	302 DPTF	912833KB5	US TREASURY STRIP		11/15/2013	3.339	\$ 150,000.00	\$ 123,600.00	\$ 145,621.50	1/10/2008

PGM: INVS\_MONTHEND\_INVENTORY  
 SOURCE: VisualQED  
 MODEL: INVENTORY  
 BASIS: SETTLEMENT  
 AS-OF: 3/31/2011

**JOSH MANDEL  
 TREASURER, STATE OF OHIO**

INVESTMENT INVENTORY  
 SETTLED POSITIONS AS OF: 3/31/11

INVT#	FUND	CUSIP	DESCRIPTION	RATE	MATURITY	YIELD	PAR AMOUNT	BOOK VALUE	MARKET VALUE	1ST PUR
189207	302 DPTF	912833KB5	US TREASURY STRIP		11/15/2013	2.290	\$ 100,000.00	\$ 89,273.00	\$ 97,081.00	11/21/2008
189252	302 DPTF	912833KB5	US TREASURY STRIP		11/15/2013	2.193	\$ 5,000.00	\$ 4,485.00	\$ 4,854.05	11/21/2008
189952	302 DPTF	912833KB5	US TREASURY STRIP		11/15/2013	1.780	\$ 250,000.00	\$ 229,452.50	\$ 242,702.50	1/12/2009
190240	302 DPTF	912833KB5	US TREASURY STRIP		11/15/2013	1.910	\$ 100,000.00	\$ 91,321.00	\$ 97,081.00	2/4/2009
194186	302 DPTF	912833KB5	US TREASURY STRIP		11/15/2013	1.853	\$ 100,000.00	\$ 92,932.00	\$ 97,081.00	11/24/2009
194719	302 DPTF	912833KB5	US TREASURY STRIP		11/15/2013	1.860	\$ 50,000.00	\$ 46,607.00	\$ 48,540.50	1/28/2010
201917	302 DPTF	912833KB5	US TREASURY STRIP		11/15/2013	0.660	\$ 50,000.00	\$ 49,023.00	\$ 48,540.50	11/17/2010
202140	302 DPTF	912833KB5	US TREASURY STRIP		11/15/2013	0.775	\$ 50,000.00	\$ 48,862.50	\$ 48,540.50	11/24/2010
203380	302 DPTF	912833KB5	US TREASURY STRIP		11/15/2013	0.969	\$ 100,000.00	\$ 97,342.00	\$ 97,081.00	1/31/2011
180361	302 DPTF	912820JX6	US TREASURY STRIP (P)		2/15/2014	4.570	\$ 50,000.00	\$ 36,656.50	\$ 48,341.50	4/3/2007
180513	302 DPTF	912833DF4	US TREASURY STRIP		2/15/2014	4.710	\$ 100,000.00	\$ 72,711.00	\$ 96,512.00	4/12/2007
180729	302 DPTF	912833DF4	US TREASURY STRIP		2/15/2014	4.565	\$ 100,000.00	\$ 73,585.00	\$ 96,512.00	4/30/2007
184831	302 DPTF	912833DF4	US TREASURY STRIP		2/15/2014	3.290	\$ 10,000.00	\$ 8,231.40	\$ 9,651.20	2/28/2008
185221	302 DPTF	912833DF4	US TREASURY STRIP		2/15/2014	2.558	\$ 10,000.00	\$ 8,610.00	\$ 9,651.20	3/27/2008
185263	302 DPTF	912833DF4	US TREASURY STRIP		2/15/2014	2.870	\$ 50,000.00	\$ 42,281.00	\$ 48,256.00	3/28/2008
185590	302 DPTF	912833DF4	US TREASURY STRIP		2/15/2014	2.785	\$ 50,000.00	\$ 42,551.00	\$ 48,256.00	4/16/2008
185609	302 DPTF	912833DF4	US TREASURY STRIP		2/15/2014	2.674	\$ 10,000.00	\$ 8,565.00	\$ 9,651.20	4/16/2008
185876	302 DPTF	912833DF4	US TREASURY STRIP		2/15/2014	3.300	\$ 25,000.00	\$ 20,677.75	\$ 24,128.00	4/28/2008
190590	302 DPTF	912833DF4	US TREASURY STRIP		2/15/2014	2.303	\$ 50,000.00	\$ 44,624.50	\$ 48,256.00	2/27/2009
190821	302 DPTF	912833DF4	US TREASURY STRIP		2/15/2014	2.285	\$ 50,000.00	\$ 44,723.00	\$ 48,256.00	3/20/2009
190947	302 DPTF	912833DF4	US TREASURY STRIP		2/15/2014	2.230	\$ 100,000.00	\$ 89,740.00	\$ 96,512.00	3/30/2009
191113	302 DPTF	912833DF4	US TREASURY STRIP		2/15/2014	1.957	\$ 5,000.00	\$ 4,550.00	\$ 4,825.60	4/13/2009
191200	302 DPTF	912833DF4	US TREASURY STRIP		2/15/2014	2.237	\$ 50,000.00	\$ 44,902.00	\$ 48,256.00	4/16/2009
191851	302 DPTF	912833DF4	US TREASURY STRIP		2/15/2014	2.087	\$ 50,000.00	\$ 45,245.50	\$ 48,256.00	4/24/2009
194846	302 DPTF	912833DF4	US TREASURY STRIP		2/15/2014	2.020	\$ 100,000.00	\$ 92,240.00	\$ 96,512.00	2/8/2010
195171	302 DPTF	912833DF4	US TREASURY STRIP		2/15/2014	1.937	\$ 50,000.00	\$ 46,328.50	\$ 48,256.00	3/3/2010
195379	302 DPTF	912833DF4	US TREASURY STRIP		2/15/2014	1.896	\$ 100,000.00	\$ 92,850.00	\$ 96,512.00	3/12/2010
195850	302 DPTF	912833DF4	US TREASURY STRIP		2/15/2014	2.178	\$ 50,000.00	\$ 45,992.00	\$ 48,256.00	4/8/2010
196875	302 DPTF	912833DF4	US TREASURY STRIP		2/15/2014	1.955	\$ 50,000.00	\$ 46,441.00	\$ 48,256.00	4/30/2010
203849	302 DPTF	912833DF4	US TREASURY STRIP		2/15/2014	1.225	\$ 50,000.00	\$ 48,222.50	\$ 48,256.00	2/28/2011
181160	302 DPTF	912833KC3	US TREASURY STRIP		5/15/2014	4.850	\$ 50,000.00	\$ 35,825.50	\$ 47,872.00	5/31/2007
181408	302 DPTF	912833KC3	US TREASURY STRIP		5/15/2014	5.115	\$ 50,000.00	\$ 35,312.50	\$ 47,872.00	6/26/2007
181549	302 DPTF	912833KC3	US TREASURY STRIP		5/15/2014	4.975	\$ 50,000.00	\$ 35,695.00	\$ 47,872.00	7/6/2007
181855	302 DPTF	912833KC3	US TREASURY STRIP		5/15/2014	4.860	\$ 100,000.00	\$ 72,165.00	\$ 95,744.00	7/30/2007
186410	302 DPTF	912833KC3	US TREASURY STRIP		5/15/2014	3.240	\$ 50,000.00	\$ 41,274.00	\$ 47,872.00	5/27/2008
186658	302 DPTF	912833KC3	US TREASURY STRIP		5/15/2014	3.320	\$ 25,000.00	\$ 20,564.00	\$ 23,936.00	6/9/2008
187221	302 DPTF	912833KC3	US TREASURY STRIP		5/15/2014	3.437	\$ 10,000.00	\$ 8,193.90	\$ 9,574.40	7/11/2008
192207	302 DPTF	912833KC3	US TREASURY STRIP		5/15/2014	2.446	\$ 150,000.00	\$ 132,813.00	\$ 143,616.00	5/13/2009
193228	302 DPTF	912833KC3	US TREASURY STRIP		5/15/2014	2.705	\$ 50,000.00	\$ 44,018.75	\$ 47,872.00	8/18/2009
197092	302 DPTF	912833KC3	US TREASURY STRIP		5/15/2014	1.865	\$ 306,000.00	\$ 284,045.11	\$ 292,976.64	5/11/2010
197184	302 DPTF	912833KC3	US TREASURY STRIP		5/15/2014	1.913	\$ 25,000.00	\$ 23,165.50	\$ 23,936.00	5/14/2010
198368	302 DPTF	912833KC3	US TREASURY STRIP		5/15/2014	1.400	\$ 50,000.00	\$ 47,368.50	\$ 47,872.00	6/30/2010
198693	302 DPTF	912833KC3	US TREASURY STRIP		5/15/2014	1.494	\$ 100,000.00	\$ 94,445.00	\$ 95,744.00	7/13/2010
186327	305 DPTF	912833KC3	US TREASURY STRIP		5/15/2014	3.444	\$ 7,538,000.00	\$ 6,145,505.26	\$ 7,217,182.72	5/22/2008
178326	302 DPTF	912833DG2	US TREASURY STRIP		8/15/2014	4.630	\$ 50,000.00	\$ 34,885.50	\$ 47,488.50	10/4/2006
178580	302 DPTF	912833DG2	US TREASURY STRIP		8/15/2014	4.783	\$ 138,000.00	\$ 95,427.00	\$ 131,068.26	10/26/2006
178990	302 DPTF	912833DG2	US TREASURY STRIP		8/15/2014	4.555	\$ 50,000.00	\$ 35,324.00	\$ 47,488.50	11/28/2006
182214	302 DPTF	912833DG2	US TREASURY STRIP		8/15/2014	4.490	\$ 100,000.00	\$ 73,399.00	\$ 94,977.00	8/28/2007
182545	302 DPTF	912833DG2	US TREASURY STRIP		8/15/2014	4.520	\$ 100,000.00	\$ 73,500.00	\$ 94,977.00	9/25/2007
182750	302 DPTF	912833DG2	US TREASURY STRIP		8/15/2014	4.377	\$ 100,000.00	\$ 74,296.00	\$ 94,977.00	10/5/2007
188061	302 DPTF	912833DG2	US TREASURY STRIP		8/15/2014	3.092	\$ 50,000.00	\$ 41,700.00	\$ 47,488.50	9/15/2008
193247	302 DPTF	912833DG2	US TREASURY STRIP		8/15/2014	2.725	\$ 100,000.00	\$ 87,362.25	\$ 94,977.00	8/18/2009
199554	302 DPTF	912833DG2	US TREASURY STRIP		8/15/2014	1.260	\$ 50,000.00	\$ 47,546.50	\$ 47,488.50	8/13/2010
200616	302 DPTF	912833DG2	US TREASURY STRIP		8/15/2014	1.092	\$ 100,000.00	\$ 95,849.00	\$ 94,977.00	9/24/2010
188156	305 DPTF	912833DG2	US TREASURY STRIP		8/15/2014	2.917	\$ 576,000.00	\$ 485,579.52	\$ 547,067.52	9/22/2008
179288	302 DPTF	912833KD1	US TREASURY STRIP		11/15/2014	4.529	\$ 250,000.00	\$ 175,435.00	\$ 235,477.50	12/18/2006
179694	302 DPTF	912833KD1	US TREASURY STRIP		11/15/2014	4.848	\$ 150,000.00	\$ 103,281.00	\$ 141,286.50	1/31/2007

PGM: INVS\_MONTHEND\_INVENTORY  
 SOURCE: VisualQED  
 MODEL: INVENTORY  
 BASIS: SETTLEMENT  
 AS-OF: 3/31/2011

**JOSH MANDEL  
 TREASURER, STATE OF OHIO**

INVESTMENT INVENTORY  
 SETTLED POSITIONS AS OF: 3/31/11

INVT#	FUND	CUSIP	DESCRIPTION	RATE	MATURITY	YIELD	PAR AMOUNT	BOOK VALUE	MARKET VALUE	1ST PUR
183724	302 DPTF	912833KD1	US TREASURY STRIP		11/15/2014	3.788	\$ 50,000.00	\$ 38,530.00	\$ 47,095.50	12/5/2007
183931	302 DPTF	912833KD1	US TREASURY STRIP		11/15/2014	4.220	\$ 100,000.00	\$ 74,944.00	\$ 94,191.00	12/19/2007
184221	302 DPTF	912833KD1	US TREASURY STRIP		11/15/2014	3.601	\$ 150,000.00	\$ 117,480.00	\$ 141,286.50	1/10/2008
189208	302 DPTF	912833KD1	US TREASURY STRIP		11/15/2014	2.680	\$ 100,000.00	\$ 85,275.00	\$ 94,191.00	11/21/2008
189253	302 DPTF	912833KD1	US TREASURY STRIP		11/15/2014	2.655	\$ 5,000.00	\$ 4,270.00	\$ 4,709.55	11/21/2008
189953	302 DPTF	912833KD1	US TREASURY STRIP		11/15/2014	2.322	\$ 250,000.00	\$ 218,462.50	\$ 235,477.50	1/12/2009
190241	302 DPTF	912833KD1	US TREASURY STRIP		11/15/2014	2.510	\$ 100,000.00	\$ 86,582.00	\$ 94,191.00	2/4/2009
194187	302 DPTF	912833KD1	US TREASURY STRIP		11/15/2014	2.264	\$ 100,000.00	\$ 89,403.00	\$ 94,191.00	11/24/2009
194720	302 DPTF	912833KD1	US TREASURY STRIP		11/15/2014	2.328	\$ 50,000.00	\$ 44,746.50	\$ 47,095.50	1/28/2010
201919	302 DPTF	912833KD1	US TREASURY STRIP		11/15/2014	0.960	\$ 50,000.00	\$ 48,123.50	\$ 47,095.50	11/17/2010
202141	302 DPTF	912833KD1	US TREASURY STRIP		11/15/2014	1.166	\$ 50,000.00	\$ 47,742.00	\$ 47,095.50	11/24/2010
203381	302 DPTF	912833KD1	US TREASURY STRIP		11/15/2014	1.514	\$ 100,000.00	\$ 94,448.00	\$ 94,191.00	1/31/2011
180514	302 DPTF	912803AA1	US TREASURY STRIP (P)		2/15/2015	4.765	\$ 100,000.00	\$ 69,112.00	\$ 93,456.00	4/12/2007
180730	302 DPTF	912803AA1	US TREASURY STRIP (P)		2/15/2015	4.640	\$ 100,000.00	\$ 69,936.00	\$ 93,456.00	4/30/2007
195172	302 DPTF	912803AA1	US TREASURY STRIP (P)		2/15/2015	2.381	\$ 50,000.00	\$ 44,465.50	\$ 46,728.00	3/3/2010
180362	302 DPTF	912833DH0	US TREASURY STRIP		2/15/2015	4.630	\$ 50,000.00	\$ 34,875.50	\$ 46,662.50	4/3/2007
184832	302 DPTF	912833DH0	US TREASURY STRIP		2/15/2015	3.640	\$ 10,000.00	\$ 7,778.51	\$ 9,332.50	2/28/2008
185222	302 DPTF	912833DH0	US TREASURY STRIP		2/15/2015	2.777	\$ 10,000.00	\$ 8,270.00	\$ 9,332.50	3/27/2008
185265	302 DPTF	912833DH0	US TREASURY STRIP		2/15/2015	3.150	\$ 50,000.00	\$ 40,320.00	\$ 46,662.50	3/28/2008
185591	302 DPTF	912833DH0	US TREASURY STRIP		2/15/2015	3.100	\$ 50,000.00	\$ 40,522.00	\$ 46,662.50	4/16/2008
185610	302 DPTF	912833DH0	US TREASURY STRIP		2/15/2015	2.935	\$ 10,000.00	\$ 8,195.00	\$ 9,332.50	4/16/2008
185877	302 DPTF	912833DH0	US TREASURY STRIP		2/15/2015	3.463	\$ 25,000.00	\$ 19,794.75	\$ 23,331.25	4/28/2008
190591	302 DPTF	912833DH0	US TREASURY STRIP		2/15/2015	2.687	\$ 50,000.00	\$ 42,639.50	\$ 46,662.50	2/27/2009
190822	302 DPTF	912833DH0	US TREASURY STRIP		2/15/2015	2.675	\$ 50,000.00	\$ 42,734.50	\$ 46,662.50	3/20/2009
190948	302 DPTF	912833DH0	US TREASURY STRIP		2/15/2015	2.290	\$ 100,000.00	\$ 87,466.00	\$ 93,325.00	3/30/2009
191114	302 DPTF	912833DH0	US TREASURY STRIP		2/15/2015	2.200	\$ 5,000.00	\$ 4,400.00	\$ 4,666.25	4/13/2009
191201	302 DPTF	912833DH0	US TREASURY STRIP		2/15/2015	2.407	\$ 50,000.00	\$ 43,484.50	\$ 46,662.50	4/16/2009
191852	302 DPTF	912833DH0	US TREASURY STRIP		2/15/2015	2.215	\$ 50,000.00	\$ 43,990.50	\$ 46,662.50	4/24/2009
194847	302 DPTF	912833DH0	US TREASURY STRIP		2/15/2015	2.460	\$ 100,000.00	\$ 88,452.00	\$ 93,325.00	2/8/2010
195380	302 DPTF	912833DH0	US TREASURY STRIP		2/15/2015	2.369	\$ 100,000.00	\$ 89,034.00	\$ 93,325.00	3/12/2010
195851	302 DPTF	912833DH0	US TREASURY STRIP		2/15/2015	3.664	\$ 50,000.00	\$ 41,918.00	\$ 46,662.50	4/8/2010
196876	302 DPTF	912833DH0	US TREASURY STRIP		2/15/2015	2.470	\$ 50,000.00	\$ 44,447.00	\$ 46,662.50	4/30/2010
203850	302 DPTF	912833DH0	US TREASURY STRIP		2/15/2015	1.743	\$ 50,000.00	\$ 46,676.00	\$ 46,662.50	2/28/2011
181161	302 DPTF	912833KE9	US TREASURY STRIP		5/15/2015	4.870	\$ 50,000.00	\$ 34,096.00	\$ 46,246.50	5/31/2007
181409	302 DPTF	912833KE9	US TREASURY STRIP		5/15/2015	5.165	\$ 50,000.00	\$ 33,444.50	\$ 46,246.50	6/26/2007
181550	302 DPTF	912833KE9	US TREASURY STRIP		5/15/2015	5.031	\$ 50,000.00	\$ 33,836.00	\$ 46,246.50	7/6/2007
181856	302 DPTF	912833KE9	US TREASURY STRIP		5/15/2015	4.920	\$ 100,000.00	\$ 68,468.00	\$ 92,493.00	7/30/2007
186411	302 DPTF	912833KE9	US TREASURY STRIP		5/15/2015	3.620	\$ 50,000.00	\$ 38,941.50	\$ 46,246.50	5/27/2008
186659	302 DPTF	912833KE9	US TREASURY STRIP		5/15/2015	3.725	\$ 25,000.00	\$ 19,356.50	\$ 23,123.25	6/9/2008
187222	302 DPTF	912833KE9	US TREASURY STRIP		5/15/2015	3.659	\$ 10,000.00	\$ 7,802.00	\$ 9,249.30	7/11/2008
192208	302 DPTF	912833KE9	US TREASURY STRIP		5/15/2015	2.651	\$ 150,000.00	\$ 128,058.00	\$ 138,739.50	5/13/2009
193229	302 DPTF	912833KE9	US TREASURY STRIP		5/15/2015	3.081	\$ 50,000.00	\$ 41,949.46	\$ 46,246.50	8/18/2009
197094	302 DPTF	912833KE9	US TREASURY STRIP		5/15/2015	2.316	\$ 306,000.00	\$ 272,649.67	\$ 283,028.58	5/11/2010
197185	302 DPTF	912833KE9	US TREASURY STRIP		5/15/2015	2.338	\$ 25,000.00	\$ 22,255.50	\$ 23,123.25	5/14/2010
198369	302 DPTF	912833KE9	US TREASURY STRIP		5/15/2015	1.828	\$ 50,000.00	\$ 45,755.50	\$ 46,246.50	6/30/2010
198695	302 DPTF	912833KE9	US TREASURY STRIP		5/15/2015	1.893	\$ 100,000.00	\$ 91,285.00	\$ 92,493.00	7/13/2010
186328	305 DPTF	912833KE9	US TREASURY STRIP		5/15/2015	3.640	\$ 7,538,000.00	\$ 5,859,890.44	\$ 6,972,122.34	5/22/2008
182546	302 DPTF	912803AC7	US TREASURY STRIP (P)		8/15/2015	4.694	\$ 100,000.00	\$ 69,350.00	\$ 91,750.00	9/25/2007
178327	302 DPTF	912833JT8	US TREASURY STRIP		8/15/2015	4.660	\$ 50,000.00	\$ 33,238.00	\$ 45,795.50	10/4/2006
178581	302 DPTF	912833JT8	US TREASURY STRIP		8/15/2015	4.806	\$ 138,000.00	\$ 90,841.26	\$ 126,395.58	10/26/2006
178991	302 DPTF	912833JT8	US TREASURY STRIP		8/15/2015	4.580	\$ 50,000.00	\$ 33,696.50	\$ 45,795.50	11/28/2006
182215	302 DPTF	912833JT8	US TREASURY STRIP		8/15/2015	4.620	\$ 100,000.00	\$ 69,504.00	\$ 91,591.00	8/28/2007
182751	302 DPTF	912833JT8	US TREASURY STRIP		8/15/2015	4.513	\$ 100,000.00	\$ 70,412.00	\$ 91,591.00	10/5/2007
188062	302 DPTF	912833JT8	US TREASURY STRIP		8/15/2015	3.285	\$ 50,000.00	\$ 39,911.37	\$ 45,795.50	9/15/2008
193248	302 DPTF	912833JT8	US TREASURY STRIP		8/15/2015	3.088	\$ 100,000.00	\$ 83,227.25	\$ 91,591.00	8/18/2009
199555	302 DPTF	912833JT8	US TREASURY STRIP		8/15/2015	1.630	\$ 50,000.00	\$ 46,097.50	\$ 45,795.50	8/13/2010
200617	302 DPTF	912833JT8	US TREASURY STRIP		8/15/2015	1.420	\$ 100,000.00	\$ 93,313.00	\$ 91,591.00	9/24/2010

PGM: INVS\_MONTHEND\_INVENTORY  
 SOURCE: VisualQED  
 MODEL: INVENTORY  
 BASIS: SETTLEMENT  
 AS-OF: 3/31/2011

**JOSH MANDEL  
 TREASURER, STATE OF OHIO**

INVESTMENT INVENTORY  
 SETTLED POSITIONS AS OF: 3/31/11

INVT#	FUND	CUSIP	DESCRIPTION	RATE	MATURITY	YIELD	PAR AMOUNT	BOOK VALUE	MARKET VALUE	1ST PUR
188157	305 DPTF	912833JT8	US TREASURY STRIP		8/15/2015	3.147	\$ 576,000.00	\$ 464,405.76	\$ 527,564.16	9/22/2008
183725	302 DPTF	912803AE3	US TREASURY STRIP (P)		11/15/2015	4.004	\$ 50,000.00	\$ 36,490.00	\$ 45,422.50	12/5/2007
194188	302 DPTF	912803AE3	US TREASURY STRIP (P)		11/15/2015	2.669	\$ 100,000.00	\$ 85,347.00	\$ 90,845.00	11/24/2009
194721	302 DPTF	912803AE3	US TREASURY STRIP (P)		11/15/2015	2.800	\$ 50,000.00	\$ 42,559.00	\$ 45,422.50	1/28/2010
179289	302 DPTF	912833KF6	US TREASURY STRIP		11/15/2015	4.583	\$ 250,000.00	\$ 166,962.50	\$ 226,750.00	12/18/2006
179695	302 DPTF	912833KF6	US TREASURY STRIP		11/15/2015	4.890	\$ 150,000.00	\$ 98,097.00	\$ 136,050.00	1/31/2007
183932	302 DPTF	912833KF6	US TREASURY STRIP		11/15/2015	4.270	\$ 100,000.00	\$ 71,601.00	\$ 90,700.00	12/19/2007
184222	302 DPTF	912833KF6	US TREASURY STRIP		11/15/2015	3.857	\$ 150,000.00	\$ 111,150.00	\$ 136,050.00	1/10/2008
189209	302 DPTF	912833KF6	US TREASURY STRIP		11/15/2015	3.720	\$ 100,000.00	\$ 77,306.00	\$ 90,700.00	11/21/2008
189255	302 DPTF	912833KF6	US TREASURY STRIP		11/15/2015	3.478	\$ 5,000.00	\$ 3,930.00	\$ 4,535.00	11/21/2008
189954	302 DPTF	912833KF6	US TREASURY STRIP		11/15/2015	2.633	\$ 250,000.00	\$ 209,050.00	\$ 226,750.00	1/12/2009
190242	302 DPTF	912833KF6	US TREASURY STRIP		11/15/2015	2.935	\$ 100,000.00	\$ 82,083.00	\$ 90,700.00	2/4/2009
201921	302 DPTF	912833KF6	US TREASURY STRIP		11/15/2015	1.280	\$ 50,000.00	\$ 46,913.00	\$ 45,350.00	11/17/2010
202142	302 DPTF	912833KF6	US TREASURY STRIP		11/15/2015	1.528	\$ 50,000.00	\$ 46,353.50	\$ 45,350.00	11/24/2010
203382	302 DPTF	912833KF6	US TREASURY STRIP		11/15/2015	1.954	\$ 100,000.00	\$ 91,111.00	\$ 90,700.00	1/31/2011
180363	302 DPTF	912833KG4	US TREASURY STRIP		2/15/2016	4.660	\$ 50,000.00	\$ 33,228.50	\$ 44,797.00	4/3/2007
180515	302 DPTF	912833KG4	US TREASURY STRIP		2/15/2016	4.785	\$ 100,000.00	\$ 65,819.00	\$ 89,594.00	4/12/2007
180731	302 DPTF	912833KG4	US TREASURY STRIP		2/15/2016	4.655	\$ 100,000.00	\$ 66,715.00	\$ 89,594.00	4/30/2007
184833	302 DPTF	912833KG4	US TREASURY STRIP		2/15/2016	4.070	\$ 10,000.00	\$ 7,255.01	\$ 8,959.40	2/28/2008
185223	302 DPTF	912833KG4	US TREASURY STRIP		2/15/2016	3.316	\$ 10,000.00	\$ 7,715.00	\$ 8,959.40	3/27/2008
185266	302 DPTF	912833KG4	US TREASURY STRIP		2/15/2016	3.400	\$ 50,000.00	\$ 38,328.50	\$ 44,797.00	3/28/2008
185592	302 DPTF	912833KG4	US TREASURY STRIP		2/15/2016	3.400	\$ 50,000.00	\$ 38,396.00	\$ 44,797.00	4/16/2008
185611	302 DPTF	912833KG4	US TREASURY STRIP		2/15/2016	3.316	\$ 10,000.00	\$ 7,729.00	\$ 8,959.40	4/16/2008
185878	302 DPTF	912833KG4	US TREASURY STRIP		2/15/2016	3.700	\$ 25,000.00	\$ 18,782.75	\$ 22,398.50	4/28/2008
190592	302 DPTF	912833KG4	US TREASURY STRIP		2/15/2016	3.072	\$ 50,000.00	\$ 40,431.00	\$ 44,797.00	2/27/2009
190823	302 DPTF	912833KG4	US TREASURY STRIP		2/15/2016	3.030	\$ 50,000.00	\$ 40,620.00	\$ 44,797.00	3/20/2009
190949	302 DPTF	912833KG4	US TREASURY STRIP		2/15/2016	2.730	\$ 100,000.00	\$ 82,979.00	\$ 89,594.00	3/30/2009
191115	302 DPTF	912833KG4	US TREASURY STRIP		2/15/2016	2.564	\$ 5,000.00	\$ 4,200.00	\$ 4,479.70	4/13/2009
191202	302 DPTF	912833KG4	US TREASURY STRIP		2/15/2016	2.767	\$ 50,000.00	\$ 41,439.00	\$ 44,797.00	4/16/2009
191853	302 DPTF	912833KG4	US TREASURY STRIP		2/15/2016	2.581	\$ 50,000.00	\$ 41,986.00	\$ 44,797.00	4/24/2009
194848	302 DPTF	912833KG4	US TREASURY STRIP		2/15/2016	2.930	\$ 100,000.00	\$ 83,939.00	\$ 89,594.00	2/8/2010
195173	302 DPTF	912833KG4	US TREASURY STRIP		2/15/2016	2.842	\$ 50,000.00	\$ 42,265.50	\$ 44,797.00	3/3/2010
195381	302 DPTF	912833KG4	US TREASURY STRIP		2/15/2016	2.812	\$ 100,000.00	\$ 84,737.00	\$ 89,594.00	3/12/2010
195852	302 DPTF	912833KG4	US TREASURY STRIP		2/15/2016	3.097	\$ 50,000.00	\$ 41,765.00	\$ 44,797.00	4/8/2010
196877	302 DPTF	912833KG4	US TREASURY STRIP		2/15/2016	2.870	\$ 50,000.00	\$ 42,388.50	\$ 44,797.00	4/30/2010
203851	302 DPTF	912833KG4	US TREASURY STRIP		2/15/2016	2.235	\$ 50,000.00	\$ 44,777.00	\$ 44,797.00	2/28/2011
181551	302 DPTF	912803AH6	US TREASURY STRIP (P)		5/15/2016	5.073	\$ 50,000.00	\$ 32,080.50	\$ 44,381.00	7/6/2007
181857	302 DPTF	912803AH6	US TREASURY STRIP (P)		5/15/2016	4.960	\$ 100,000.00	\$ 64,997.00	\$ 88,762.00	7/30/2007
181162	302 DPTF	912833KH2	US TREASURY STRIP		5/15/2016	4.900	\$ 50,000.00	\$ 32,409.00	\$ 44,275.50	5/31/2007
181410	302 DPTF	912833KH2	US TREASURY STRIP		5/15/2016	5.185	\$ 50,000.00	\$ 31,727.00	\$ 44,275.50	6/26/2007
186412	302 DPTF	912833KH2	US TREASURY STRIP		5/15/2016	3.800	\$ 50,000.00	\$ 37,044.00	\$ 44,275.50	5/27/2008
186660	302 DPTF	912833KH2	US TREASURY STRIP		5/15/2016	3.950	\$ 25,000.00	\$ 18,331.25	\$ 22,137.75	6/9/2008
187223	302 DPTF	912833KH2	US TREASURY STRIP		5/15/2016	3.904	\$ 10,000.00	\$ 7,383.60	\$ 8,855.10	7/11/2008
192209	302 DPTF	912833KH2	US TREASURY STRIP		5/15/2016	3.140	\$ 150,000.00	\$ 120,583.50	\$ 132,826.50	5/13/2009
193230	302 DPTF	912833KH2	US TREASURY STRIP		5/15/2016	3.412	\$ 50,000.00	\$ 39,802.56	\$ 44,275.50	8/18/2009
197095	302 DPTF	912833KH2	US TREASURY STRIP		5/15/2016	2.762	\$ 306,000.00	\$ 259,479.43	\$ 270,966.06	5/11/2010
197186	302 DPTF	912833KH2	US TREASURY STRIP		5/15/2016	2.782	\$ 25,000.00	\$ 21,179.50	\$ 22,137.75	5/14/2010
198370	302 DPTF	912833KH2	US TREASURY STRIP		5/15/2016	2.251	\$ 50,000.00	\$ 43,838.50	\$ 44,275.50	6/30/2010
198696	302 DPTF	912833KH2	US TREASURY STRIP		5/15/2016	2.296	\$ 100,000.00	\$ 87,519.00	\$ 88,551.00	7/13/2010
186329	305 DPTF	912833KH2	US TREASURY STRIP		5/15/2016	3.901	\$ 7,538,000.00	\$ 5,537,942.46	\$ 6,674,974.38	5/22/2008
178328	302 DPTF	912833KJ8	US TREASURY STRIP		8/15/2016	4.710	\$ 50,000.00	\$ 31,589.00	\$ 43,724.50	10/4/2006
178582	302 DPTF	912833KJ8	US TREASURY STRIP		8/15/2016	4.869	\$ 138,000.00	\$ 86,107.86	\$ 120,679.62	10/26/2006
178992	302 DPTF	912833KJ8	US TREASURY STRIP		8/15/2016	4.635	\$ 50,000.00	\$ 32,037.00	\$ 43,724.50	11/28/2006
182216	302 DPTF	912833KJ8	US TREASURY STRIP		8/15/2016	4.700	\$ 100,000.00	\$ 65,937.00	\$ 87,449.00	8/28/2007
182547	302 DPTF	912833KJ8	US TREASURY STRIP		8/15/2016	4.763	\$ 100,000.00	\$ 65,810.00	\$ 87,449.00	9/25/2007
182752	302 DPTF	912833KJ8	US TREASURY STRIP		8/15/2016	4.603	\$ 100,000.00	\$ 66,816.00	\$ 87,449.00	10/5/2007
188063	302 DPTF	912833KJ8	US TREASURY STRIP		8/15/2016	3.591	\$ 50,000.00	\$ 37,725.00	\$ 43,724.50	9/15/2008

PGM: INVS\_MONTHEND\_INVENTORY  
 SOURCE: VisualQED  
 MODEL: INVENTORY  
 BASIS: SETTLEMENT  
 AS-OF: 3/31/2011

**JOSH MANDEL**  
**TREASURER, STATE OF OHIO**

INVESTMENT INVENTORY  
 SETTLED POSITIONS AS OF: 3/31/11

INVT#	FUND	CUSIP	DESCRIPTION	RATE	MATURITY	YIELD	PAR AMOUNT	BOOK VALUE	MARKET VALUE	1ST PUR
193249	302 DPTF	912833KJ8	US TREASURY STRIP		8/15/2016	3.490	\$ 100,000.00	\$ 78,513.25	\$ 87,449.00	8/18/2009
199556	302 DPTF	912833KJ8	US TREASURY STRIP		8/15/2016	2.110	\$ 50,000.00	\$ 44,078.50	\$ 43,724.50	8/13/2010
200618	302 DPTF	912833KJ8	US TREASURY STRIP		8/15/2016	1.885	\$ 100,000.00	\$ 89,536.00	\$ 87,449.00	9/24/2010
188158	305 DPTF	912833KJ8	US TREASURY STRIP		8/15/2016	3.437	\$ 576,000.00	\$ 440,098.56	\$ 503,706.24	9/22/2008
194189	302 DPTF	912803AK9	US TREASURY STRIP (P)		11/15/2016	3.120	\$ 100,000.00	\$ 80,579.00	\$ 86,674.00	11/24/2009
179290	302 DPTF	912833KK5	US TREASURY STRIP		11/15/2016	4.629	\$ 250,000.00	\$ 158,857.50	\$ 215,987.50	12/18/2006
183726	302 DPTF	912833KK5	US TREASURY STRIP		11/15/2016	4.104	\$ 50,000.00	\$ 34,765.00	\$ 43,197.50	12/5/2007
183933	302 DPTF	912833KK5	US TREASURY STRIP		11/15/2016	4.400	\$ 100,000.00	\$ 67,866.00	\$ 86,395.00	12/19/2007
184223	302 DPTF	912833KK5	US TREASURY STRIP		11/15/2016	3.991	\$ 150,000.00	\$ 105,750.00	\$ 129,592.50	1/10/2008
189210	302 DPTF	912833KK5	US TREASURY STRIP		11/15/2016	4.070	\$ 100,000.00	\$ 72,494.00	\$ 86,395.00	11/21/2008
189256	302 DPTF	912833KK5	US TREASURY STRIP		11/15/2016	3.937	\$ 5,000.00	\$ 3,662.50	\$ 4,319.75	11/21/2008
189955	302 DPTF	912833KK5	US TREASURY STRIP		11/15/2016	2.960	\$ 250,000.00	\$ 198,562.50	\$ 215,987.50	1/12/2009
190243	302 DPTF	912833KK5	US TREASURY STRIP		11/15/2016	3.500	\$ 100,000.00	\$ 76,352.00	\$ 86,395.00	2/4/2009
194722	302 DPTF	912833KK5	US TREASURY STRIP		11/15/2016	3.184	\$ 50,000.00	\$ 40,340.00	\$ 43,197.50	1/28/2010
201922	302 DPTF	912833KK5	US TREASURY STRIP		11/15/2016	1.620	\$ 50,000.00	\$ 45,390.50	\$ 43,197.50	11/17/2010
202143	302 DPTF	912833KK5	US TREASURY STRIP		11/15/2016	1.932	\$ 50,000.00	\$ 44,573.50	\$ 43,197.50	11/24/2010
203383	302 DPTF	912833KK5	US TREASURY STRIP		11/15/2016	2.410	\$ 100,000.00	\$ 87,054.00	\$ 86,395.00	1/31/2011
180364	302 DPTF	912833KL3	US TREASURY STRIP		2/15/2017	4.700	\$ 50,000.00	\$ 31,610.50	\$ 42,709.50	4/3/2007
180516	302 DPTF	912833KL3	US TREASURY STRIP		2/15/2017	4.820	\$ 100,000.00	\$ 62,568.00	\$ 85,419.00	4/12/2007
180732	302 DPTF	912833KL3	US TREASURY STRIP		2/15/2017	4.680	\$ 100,000.00	\$ 63,562.00	\$ 85,419.00	4/30/2007
184834	302 DPTF	912833KL3	US TREASURY STRIP		2/15/2017	4.080	\$ 10,000.00	\$ 6,962.39	\$ 8,541.90	2/28/2008
185224	302 DPTF	912833KL3	US TREASURY STRIP		2/15/2017	3.699	\$ 10,000.00	\$ 7,220.00	\$ 8,541.90	3/27/2008
185267	302 DPTF	912833KL3	US TREASURY STRIP		2/15/2017	3.740	\$ 50,000.00	\$ 35,974.50	\$ 42,709.50	3/28/2008
185593	302 DPTF	912833KL3	US TREASURY STRIP		2/15/2017	3.695	\$ 50,000.00	\$ 36,185.00	\$ 42,709.50	4/16/2008
185612	302 DPTF	912833KL3	US TREASURY STRIP		2/15/2017	3.709	\$ 10,000.00	\$ 7,228.00	\$ 8,541.90	4/16/2008
185879	302 DPTF	912833KL3	US TREASURY STRIP		2/15/2017	4.020	\$ 25,000.00	\$ 17,613.25	\$ 21,354.75	4/28/2008
190593	302 DPTF	912833KL3	US TREASURY STRIP		2/15/2017	3.304	\$ 50,000.00	\$ 38,510.00	\$ 42,709.50	2/27/2009
190825	302 DPTF	912833KL3	US TREASURY STRIP		2/15/2017	3.330	\$ 50,000.00	\$ 38,506.50	\$ 42,709.50	3/20/2009
190950	302 DPTF	912833KL3	US TREASURY STRIP		2/15/2017	3.020	\$ 100,000.00	\$ 78,960.00	\$ 85,419.00	3/30/2009
191116	302 DPTF	912833KL3	US TREASURY STRIP		2/15/2017	2.866	\$ 5,000.00	\$ 4,000.00	\$ 4,270.95	4/13/2009
191203	302 DPTF	912833KL3	US TREASURY STRIP		2/15/2017	3.142	\$ 50,000.00	\$ 39,164.50	\$ 42,709.50	4/16/2009
191854	302 DPTF	912833KL3	US TREASURY STRIP		2/15/2017	3.006	\$ 50,000.00	\$ 39,605.00	\$ 42,709.50	4/24/2009
194849	302 DPTF	912833KL3	US TREASURY STRIP		2/15/2017	3.530	\$ 100,000.00	\$ 78,223.00	\$ 85,419.00	2/8/2010
195174	302 DPTF	912833KL3	US TREASURY STRIP		2/15/2017	3.239	\$ 50,000.00	\$ 39,987.00	\$ 42,709.50	3/3/2010
195384	302 DPTF	912833KL3	US TREASURY STRIP		2/15/2017	3.244	\$ 100,000.00	\$ 80,008.00	\$ 85,419.00	3/12/2010
195853	302 DPTF	912833KL3	US TREASURY STRIP		2/15/2017	3.481	\$ 50,000.00	\$ 39,465.00	\$ 42,709.50	4/8/2010
196878	302 DPTF	912833KL3	US TREASURY STRIP		2/15/2017	3.195	\$ 50,000.00	\$ 40,311.00	\$ 42,709.50	4/30/2010
203852	302 DPTF	912833KL3	US TREASURY STRIP		2/15/2017	2.688	\$ 50,000.00	\$ 42,639.50	\$ 42,709.50	2/28/2011
181858	302 DPTF	912803AL7	US TREASURY STRIP (P)		5/15/2017	5.010	\$ 100,000.00	\$ 61,594.00	\$ 84,699.00	7/30/2007
197187	302 DPTF	912803AL7	US TREASURY STRIP (P)		5/15/2017	3.104	\$ 25,000.00	\$ 20,149.50	\$ 21,174.75	5/14/2010
198371	302 DPTF	912803AL7	US TREASURY STRIP (P)		5/15/2017	2.526	\$ 50,000.00	\$ 42,075.00	\$ 42,349.50	6/30/2010
181163	302 DPTF	912833KM1	US TREASURY STRIP		5/15/2017	4.970	\$ 50,000.00	\$ 30,668.50	\$ 42,234.50	5/31/2007
181411	302 DPTF	912833KM1	US TREASURY STRIP		5/15/2017	5.255	\$ 50,000.00	\$ 29,941.00	\$ 42,234.50	6/26/2007
181552	302 DPTF	912833KM1	US TREASURY STRIP		5/15/2017	5.126	\$ 50,000.00	\$ 30,356.50	\$ 42,234.50	7/6/2007
186414	302 DPTF	912833KM1	US TREASURY STRIP		5/15/2017	4.090	\$ 50,000.00	\$ 34,777.00	\$ 42,234.50	5/27/2008
186661	302 DPTF	912833KM1	US TREASURY STRIP		5/15/2017	4.195	\$ 25,000.00	\$ 17,254.25	\$ 21,117.25	6/9/2008
187224	302 DPTF	912833KM1	US TREASURY STRIP		5/15/2017	4.139	\$ 10,000.00	\$ 6,960.30	\$ 8,446.90	7/11/2008
192211	302 DPTF	912833KM1	US TREASURY STRIP		5/15/2017	3.442	\$ 150,000.00	\$ 114,142.50	\$ 126,703.50	5/13/2009
193231	302 DPTF	912833KM1	US TREASURY STRIP		5/15/2017	3.775	\$ 50,000.00	\$ 37,430.74	\$ 42,234.50	8/18/2009
197096	302 DPTF	912833KM1	US TREASURY STRIP		5/15/2017	3.092	\$ 306,000.00	\$ 246,768.19	\$ 258,475.14	5/11/2010
198697	302 DPTF	912833KM1	US TREASURY STRIP		5/15/2017	2.578	\$ 100,000.00	\$ 83,929.00	\$ 84,469.00	7/13/2010
186330	305 DPTF	912833KM1	US TREASURY STRIP		5/15/2017	4.139	\$ 7,538,000.00	\$ 5,217,577.46	\$ 6,367,273.22	5/22/2008
182548	302 DPTF	912803AM5	US TREASURY STRIP (P)		8/15/2017	4.875	\$ 100,000.00	\$ 62,110.00	\$ 83,673.00	9/25/2007
178329	302 DPTF	912833KN9	US TREASURY STRIP		8/15/2017	4.750	\$ 50,000.00	\$ 30,024.50	\$ 41,705.50	10/4/2006
178583	302 DPTF	912833KN9	US TREASURY STRIP		8/15/2017	4.903	\$ 138,000.00	\$ 81,769.14	\$ 115,107.18	10/26/2006
178993	302 DPTF	912833KN9	US TREASURY STRIP		8/15/2017	4.655	\$ 50,000.00	\$ 30,538.00	\$ 41,705.50	11/28/2006
182217	302 DPTF	912833KN9	US TREASURY STRIP		8/15/2017	4.800	\$ 100,000.00	\$ 62,335.00	\$ 83,411.00	8/28/2007

PGM: INVS\_MONTHEND\_INVENTORY  
 SOURCE: VisualQED  
 MODEL: INVENTORY  
 BASIS: SETTLEMENT  
 AS-OF: 3/31/2011

**JOSH MANDEL  
 TREASURER, STATE OF OHIO**

INVESTMENT INVENTORY  
 SETTLED POSITIONS AS OF: 3/31/11

INVT#	FUND	CUSIP	DESCRIPTION	RATE	MATURITY	YIELD	PAR AMOUNT	BOOK VALUE	MARKET VALUE	1ST PUR
182753	302 DPTF	912833KN9	US TREASURY STRIP		8/15/2017	4.700	\$ 100,000.00	\$ 63,247.00	\$ 83,411.00	10/5/2007
188064	302 DPTF	912833KN9	US TREASURY STRIP		8/15/2017	3.814	\$ 50,000.00	\$ 35,700.00	\$ 41,705.50	9/15/2008
193250	302 DPTF	912833KN9	US TREASURY STRIP		8/15/2017	3.776	\$ 100,000.00	\$ 74,159.25	\$ 83,411.00	8/18/2009
199557	302 DPTF	912833KN9	US TREASURY STRIP		8/15/2017	2.375	\$ 50,000.00	\$ 42,377.50	\$ 41,705.50	8/13/2010
200619	302 DPTF	912833KN9	US TREASURY STRIP		8/15/2017	2.162	\$ 100,000.00	\$ 86,224.00	\$ 83,411.00	9/24/2010
188159	305 DPTF	912833KN9	US TREASURY STRIP		8/15/2017	3.707	\$ 576,000.00	\$ 415,434.24	\$ 480,447.36	9/22/2008
179291	302 DPTF	912833KP4	US TREASURY STRIP		11/15/2017	4.677	\$ 250,000.00	\$ 150,977.50	\$ 206,185.00	12/18/2006
179697	302 DPTF	912833KP4	US TREASURY STRIP		11/15/2017	4.994	\$ 150,000.00	\$ 88,105.50	\$ 123,711.00	1/31/2007
183727	302 DPTF	912833KP4	US TREASURY STRIP		11/15/2017	4.203	\$ 50,000.00	\$ 33,060.00	\$ 41,237.00	12/5/2007
183934	302 DPTF	912833KP4	US TREASURY STRIP		11/15/2017	4.500	\$ 100,000.00	\$ 64,349.00	\$ 82,474.00	12/19/2007
184224	302 DPTF	912833KP4	US TREASURY STRIP		11/15/2017	4.083	\$ 150,000.00	\$ 100,755.00	\$ 123,711.00	1/10/2008
189211	302 DPTF	912833KP4	US TREASURY STRIP		11/15/2017	4.220	\$ 100,000.00	\$ 68,718.00	\$ 82,474.00	11/21/2008
189257	302 DPTF	912833KP4	US TREASURY STRIP		11/15/2017	3.929	\$ 5,000.00	\$ 3,525.00	\$ 4,123.70	11/21/2008
189956	302 DPTF	912833KP4	US TREASURY STRIP		11/15/2017	3.120	\$ 250,000.00	\$ 190,145.00	\$ 206,185.00	1/12/2009
190244	302 DPTF	912833KP4	US TREASURY STRIP		11/15/2017	3.540	\$ 100,000.00	\$ 73,494.00	\$ 82,474.00	2/4/2009
194190	302 DPTF	912833KP4	US TREASURY STRIP		11/15/2017	3.386	\$ 100,000.00	\$ 76,505.00	\$ 82,474.00	11/24/2009
194723	302 DPTF	912833KP4	US TREASURY STRIP		11/15/2017	3.486	\$ 50,000.00	\$ 38,190.00	\$ 41,237.00	1/28/2010
201925	302 DPTF	912833KP4	US TREASURY STRIP		11/15/2017	1.960	\$ 50,000.00	\$ 43,623.50	\$ 41,237.00	11/17/2010
202144	302 DPTF	912833KP4	US TREASURY STRIP		11/15/2017	2.265	\$ 50,000.00	\$ 42,731.00	\$ 41,237.00	11/24/2010
203384	302 DPTF	912833KP4	US TREASURY STRIP		11/15/2017	2.760	\$ 100,000.00	\$ 83,023.00	\$ 82,474.00	1/31/2011
180365	302 DPTF	912833KQ2	US TREASURY STRIP		2/15/2018	4.790	\$ 50,000.00	\$ 29,888.50	\$ 40,728.00	4/3/2007
180517	302 DPTF	912833KQ2	US TREASURY STRIP		2/15/2018	4.910	\$ 100,000.00	\$ 59,092.00	\$ 81,456.00	4/12/2007
180733	302 DPTF	912833KQ2	US TREASURY STRIP		2/15/2018	4.775	\$ 100,000.00	\$ 60,084.00	\$ 81,456.00	4/30/2007
184835	302 DPTF	912833KQ2	US TREASURY STRIP		2/15/2018	4.270	\$ 10,000.00	\$ 6,563.92	\$ 8,145.60	2/28/2008
185225	302 DPTF	912833KQ2	US TREASURY STRIP		2/15/2018	3.893	\$ 10,000.00	\$ 6,830.00	\$ 8,145.60	3/27/2008
185268	302 DPTF	912833KQ2	US TREASURY STRIP		2/15/2018	3.930	\$ 50,000.00	\$ 34,033.00	\$ 40,728.00	3/28/2008
185594	302 DPTF	912833KQ2	US TREASURY STRIP		2/15/2018	3.835	\$ 50,000.00	\$ 34,416.00	\$ 40,728.00	4/16/2008
185613	302 DPTF	912833KQ2	US TREASURY STRIP		2/15/2018	3.876	\$ 10,000.00	\$ 6,856.00	\$ 8,145.60	4/16/2008
185880	302 DPTF	912833KQ2	US TREASURY STRIP		2/15/2018	4.180	\$ 25,000.00	\$ 16,667.75	\$ 20,364.00	4/28/2008
190594	302 DPTF	912833KQ2	US TREASURY STRIP		2/15/2018	3.336	\$ 50,000.00	\$ 37,165.50	\$ 40,728.00	2/27/2009
190824	302 DPTF	912833KQ2	US TREASURY STRIP		2/15/2018	3.435	\$ 50,000.00	\$ 36,914.50	\$ 40,728.00	3/20/2009
190951	302 DPTF	912833KQ2	US TREASURY STRIP		2/15/2018	3.150	\$ 100,000.00	\$ 75,762.00	\$ 81,456.00	3/30/2009
191117	302 DPTF	912833KQ2	US TREASURY STRIP		2/15/2018	3.128	\$ 5,000.00	\$ 3,800.00	\$ 4,072.80	4/13/2009
191204	302 DPTF	912833KQ2	US TREASURY STRIP		2/15/2018	3.276	\$ 50,000.00	\$ 37,523.00	\$ 40,728.00	4/16/2009
191855	302 DPTF	912833KQ2	US TREASURY STRIP		2/15/2018	3.183	\$ 50,000.00	\$ 37,855.00	\$ 40,728.00	4/24/2009
194851	302 DPTF	912833KQ2	US TREASURY STRIP		2/15/2018	3.630	\$ 100,000.00	\$ 74,940.00	\$ 81,456.00	2/8/2010
195178	302 DPTF	912833KQ2	US TREASURY STRIP		2/15/2018	3.554	\$ 50,000.00	\$ 37,779.00	\$ 40,728.00	3/3/2010
195385	302 DPTF	912833KQ2	US TREASURY STRIP		2/15/2018	3.575	\$ 100,000.00	\$ 75,503.00	\$ 81,456.00	3/12/2010
195854	302 DPTF	912833KQ2	US TREASURY STRIP		2/15/2018	3.777	\$ 50,000.00	\$ 37,264.00	\$ 40,728.00	4/8/2010
196879	302 DPTF	912833KQ2	US TREASURY STRIP		2/15/2018	3.488	\$ 50,000.00	\$ 38,187.00	\$ 40,728.00	4/30/2010
203853	302 DPTF	912833KQ2	US TREASURY STRIP		2/15/2018	3.976	\$ 50,000.00	\$ 38,010.00	\$ 40,728.00	2/28/2011
181553	302 DPTF	912803AN3	US TREASURY STRIP (P)		5/15/2018	5.166	\$ 50,000.00	\$ 28,738.50	\$ 40,431.00	7/6/2007
187225	302 DPTF	912803AN3	US TREASURY STRIP (P)		5/15/2018	4.200	\$ 10,000.00	\$ 6,641.70	\$ 8,086.20	7/11/2008
198372	302 DPTF	912820QW0	US TREASURY STRIP (P)		5/15/2018	2.729	\$ 50,000.00	\$ 40,389.50	\$ 40,431.00	6/30/2010
181164	302 DPTF	912833KR0	US TREASURY STRIP		5/15/2018	5.010	\$ 50,000.00	\$ 29,074.50	\$ 40,247.00	5/31/2007
181412	302 DPTF	912833KR0	US TREASURY STRIP		5/15/2018	5.295	\$ 50,000.00	\$ 28,307.00	\$ 40,247.00	6/26/2007
181859	302 DPTF	912833KR0	US TREASURY STRIP		5/15/2018	5.047	\$ 100,000.00	\$ 58,394.00	\$ 80,494.00	7/30/2007
186415	302 DPTF	912833KR0	US TREASURY STRIP		5/15/2018	4.190	\$ 50,000.00	\$ 33,072.50	\$ 40,247.00	5/27/2008
186662	302 DPTF	912833KR0	US TREASURY STRIP		5/15/2018	4.270	\$ 25,000.00	\$ 16,432.25	\$ 20,123.50	6/9/2008
192212	302 DPTF	912833KR0	US TREASURY STRIP		5/15/2018	3.652	\$ 150,000.00	\$ 108,282.00	\$ 120,741.00	5/13/2009
193232	302 DPTF	912833KR0	US TREASURY STRIP		5/15/2018	3.911	\$ 50,000.00	\$ 35,638.60	\$ 40,247.00	8/18/2009
197097	302 DPTF	912833KR0	US TREASURY STRIP		5/15/2018	3.343	\$ 306,000.00	\$ 234,632.23	\$ 246,311.64	5/11/2010
197189	302 DPTF	912833KR0	US TREASURY STRIP		5/15/2018	3.380	\$ 25,000.00	\$ 19,118.25	\$ 20,123.50	5/14/2010
198698	302 DPTF	912833KR0	US TREASURY STRIP		5/15/2018	2.775	\$ 100,000.00	\$ 80,569.00	\$ 80,494.00	7/13/2010
186331	305 DPTF	912833KR0	US TREASURY STRIP		5/15/2018	4.227	\$ 7,538,000.00	\$ 4,965,205.22	\$ 6,067,637.72	5/22/2008
178330	302 DPTF	912833KS8	US TREASURY STRIP		8/15/2018	4.790	\$ 50,000.00	\$ 28,515.00	\$ 39,753.50	10/4/2006
178584	302 DPTF	912833KS8	US TREASURY STRIP		8/15/2018	4.940	\$ 138,000.00	\$ 77,571.18	\$ 109,719.66	10/26/2006



PGM: INVS\_MONTHEND\_INVENTORY  
 SOURCE: VisualQED  
 MODEL: INVENTORY  
 BASIS: SETTLEMENT  
 AS-OF: 3/31/2011

**JOSH MANDEL  
 TREASURER, STATE OF OHIO**

INVESTMENT INVENTORY  
 SETTLED POSITIONS AS OF: 3/31/11

INVT#	FUND	CUSIP	DESCRIPTION	RATE	MATURITY	YIELD	PAR AMOUNT	BOOK VALUE	MARKET VALUE	1ST PUR
178994	302 DPTF	912833KS8	US TREASURY STRIP		8/15/2018	4.687	\$ 50,000.00	\$ 29,058.00	\$ 39,753.50	11/28/2006
182218	302 DPTF	912833KS8	US TREASURY STRIP		8/15/2018	4.880	\$ 100,000.00	\$ 58,940.00	\$ 79,507.00	8/28/2007
182549	302 DPTF	912833KS8	US TREASURY STRIP		8/15/2018	4.961	\$ 100,000.00	\$ 58,650.00	\$ 79,507.00	9/25/2007
182754	302 DPTF	912833KS8	US TREASURY STRIP		8/15/2018	4.780	\$ 100,000.00	\$ 59,866.00	\$ 79,507.00	10/5/2007
188065	302 DPTF	912833KS8	US TREASURY STRIP		8/15/2018	3.912	\$ 50,000.00	\$ 34,050.00	\$ 39,753.50	9/15/2008
193251	302 DPTF	912833KS8	US TREASURY STRIP		8/15/2018	3.920	\$ 100,000.00	\$ 70,533.25	\$ 79,507.00	8/18/2009
199558	302 DPTF	912833KS8	US TREASURY STRIP		8/15/2018	2.535	\$ 50,000.00	\$ 40,868.50	\$ 39,753.50	8/13/2010
200620	302 DPTF	912833KS8	US TREASURY STRIP		8/15/2018	2.410	\$ 100,000.00	\$ 82,775.00	\$ 79,507.00	9/24/2010
188160	305 DPTF	912833KS8	US TREASURY STRIP		8/15/2018	3.800	\$ 576,000.00	\$ 396,852.48	\$ 457,960.32	9/22/2008
183728	302 DPTF	912803AP8	US TREASURY STRIP (P)		11/15/2018	4.312	\$ 50,000.00	\$ 31,345.00	\$ 39,484.00	12/5/2007
183935	302 DPTF	912803AP8	US TREASURY STRIP (P)		11/15/2018	4.620	\$ 100,000.00	\$ 60,765.00	\$ 78,968.00	12/19/2007
184225	302 DPTF	912803AP8	US TREASURY STRIP (P)		11/15/2018	4.228	\$ 150,000.00	\$ 95,280.00	\$ 118,452.00	1/10/2008
179292	302 DPTF	912833KT6	US TREASURY STRIP		11/15/2018	4.700	\$ 250,000.00	\$ 143,770.00	\$ 196,430.00	12/18/2006
189212	302 DPTF	912833KT6	US TREASURY STRIP		11/15/2018	4.280	\$ 100,000.00	\$ 65,522.00	\$ 78,572.00	11/21/2008
189258	302 DPTF	912833KT6	US TREASURY STRIP		11/15/2018	3.976	\$ 5,000.00	\$ 3,375.00	\$ 3,928.60	11/21/2008
189957	302 DPTF	912833KT6	US TREASURY STRIP		11/15/2018	3.145	\$ 250,000.00	\$ 183,902.50	\$ 196,430.00	1/12/2009
190245	302 DPTF	912833KT6	US TREASURY STRIP		11/15/2018	3.565	\$ 100,000.00	\$ 70,790.00	\$ 78,572.00	2/4/2009
194191	302 DPTF	912833KT6	US TREASURY STRIP		11/15/2018	3.573	\$ 100,000.00	\$ 72,768.00	\$ 78,572.00	11/24/2009
194724	302 DPTF	912833KT6	US TREASURY STRIP		11/15/2018	3.708	\$ 50,000.00	\$ 36,194.00	\$ 39,286.00	1/28/2010
201927	302 DPTF	912833KT6	US TREASURY STRIP		11/15/2018	2.270	\$ 50,000.00	\$ 41,744.50	\$ 39,286.00	11/17/2010
202145	302 DPTF	912833KT6	US TREASURY STRIP		11/15/2018	2.545	\$ 50,000.00	\$ 40,867.50	\$ 39,286.00	11/24/2010
203385	302 DPTF	912833KT6	US TREASURY STRIP		11/15/2018	3.027	\$ 100,000.00	\$ 79,140.00	\$ 78,572.00	1/31/2011
185226	302 DPTF	912803AQ6	US TREASURY STRIP (P)		2/15/2019	4.098	\$ 10,000.00	\$ 6,430.00	\$ 7,794.10	3/27/2008
180366	302 DPTF	912833KU3	US TREASURY STRIP		2/15/2019	4.850	\$ 50,000.00	\$ 28,309.50	\$ 38,780.50	4/3/2007
180518	302 DPTF	912833KU3	US TREASURY STRIP		2/15/2019	4.975	\$ 100,000.00	\$ 55,873.00	\$ 77,561.00	4/12/2007
184836	302 DPTF	912833KU3	US TREASURY STRIP		2/15/2019	4.400	\$ 10,000.00	\$ 6,205.19	\$ 7,756.10	2/28/2008
185269	302 DPTF	912833KU3	US TREASURY STRIP		2/15/2019	4.140	\$ 50,000.00	\$ 32,008.50	\$ 38,780.50	3/28/2008
185595	302 DPTF	912833KU3	US TREASURY STRIP		2/15/2019	4.112	\$ 50,000.00	\$ 32,172.00	\$ 38,780.50	4/16/2008
185614	302 DPTF	912833KU3	US TREASURY STRIP		2/15/2019	4.019	\$ 10,000.00	\$ 6,498.00	\$ 7,756.10	4/16/2008
185881	302 DPTF	912833KU3	US TREASURY STRIP		2/15/2019	4.350	\$ 25,000.00	\$ 15,707.50	\$ 19,390.25	4/28/2008
190595	302 DPTF	912833KU3	US TREASURY STRIP		2/15/2019	3.474	\$ 50,000.00	\$ 35,473.50	\$ 38,780.50	2/27/2009
190826	302 DPTF	912833KU3	US TREASURY STRIP		2/15/2019	3.565	\$ 50,000.00	\$ 35,229.50	\$ 38,780.50	3/20/2009
190952	302 DPTF	912833KU3	US TREASURY STRIP		2/15/2019	3.240	\$ 100,000.00	\$ 72,790.00	\$ 77,561.00	3/30/2009
191118	302 DPTF	912833KU3	US TREASURY STRIP		2/15/2019	3.223	\$ 5,000.00	\$ 3,650.00	\$ 3,878.05	4/13/2009
191205	302 DPTF	912833KU3	US TREASURY STRIP		2/15/2019	3.386	\$ 50,000.00	\$ 35,937.50	\$ 38,780.50	4/16/2009
191856	302 DPTF	912833KU3	US TREASURY STRIP		2/15/2019	3.321	\$ 50,000.00	\$ 36,191.50	\$ 38,780.50	4/24/2009
194853	302 DPTF	912833KU3	US TREASURY STRIP		2/15/2019	3.850	\$ 100,000.00	\$ 70,898.00	\$ 77,561.00	2/8/2010
195176	302 DPTF	912833KU3	US TREASURY STRIP		2/15/2019	3.804	\$ 50,000.00	\$ 35,679.50	\$ 38,780.50	3/3/2010
195386	302 DPTF	912833KU3	US TREASURY STRIP		2/15/2019	3.839	\$ 100,000.00	\$ 71,206.00	\$ 77,561.00	3/12/2010
195855	302 DPTF	912833KU3	US TREASURY STRIP		2/15/2019	4.030	\$ 50,000.00	\$ 35,115.00	\$ 38,780.50	4/8/2010
196880	302 DPTF	912833KU3	US TREASURY STRIP		2/15/2019	3.740	\$ 50,000.00	\$ 36,093.50	\$ 38,780.50	4/30/2010
203854	302 DPTF	912833KU3	US TREASURY STRIP		2/15/2019	3.241	\$ 50,000.00	\$ 38,705.50	\$ 38,780.50	2/28/2011
181165	302 DPTF	912833KV1	US TREASURY STRIP		5/15/2019	5.077	\$ 50,000.00	\$ 27,454.00	\$ 38,294.00	5/31/2007
181413	302 DPTF	912833KV1	US TREASURY STRIP		5/15/2019	5.340	\$ 50,000.00	\$ 26,726.00	\$ 38,294.00	6/26/2007
181554	302 DPTF	912833KV1	US TREASURY STRIP		5/15/2019	5.209	\$ 50,000.00	\$ 27,172.50	\$ 38,294.00	7/6/2007
181860	302 DPTF	912833KV1	US TREASURY STRIP		5/15/2019	5.100	\$ 100,000.00	\$ 55,215.00	\$ 76,588.00	7/30/2007
186416	302 DPTF	912833KV1	US TREASURY STRIP		5/15/2019	4.330	\$ 50,000.00	\$ 31,255.50	\$ 38,294.00	5/27/2008
186663	302 DPTF	912833KV1	US TREASURY STRIP		5/15/2019	4.420	\$ 25,000.00	\$ 15,501.50	\$ 19,147.00	6/9/2008
187226	302 DPTF	912833KV1	US TREASURY STRIP		5/15/2019	4.366	\$ 10,000.00	\$ 6,260.00	\$ 7,658.80	7/11/2008
192213	302 DPTF	912833KV1	US TREASURY STRIP		5/15/2019	3.866	\$ 150,000.00	\$ 102,256.50	\$ 114,882.00	5/13/2009
193233	302 DPTF	912833KV1	US TREASURY STRIP		5/15/2019	4.102	\$ 50,000.00	\$ 33,664.88	\$ 38,294.00	8/18/2009
197098	302 DPTF	912833KV1	US TREASURY STRIP		5/15/2019	3.660	\$ 306,000.00	\$ 220,690.87	\$ 234,359.28	5/11/2010
197191	302 DPTF	912833KV1	US TREASURY STRIP		5/15/2019	3.685	\$ 25,000.00	\$ 17,996.00	\$ 19,147.00	5/14/2010
198373	302 DPTF	912833KV1	US TREASURY STRIP		5/15/2019	3.058	\$ 50,000.00	\$ 38,194.00	\$ 38,294.00	6/30/2010
198699	302 DPTF	912833KV1	US TREASURY STRIP		5/15/2019	3.140	\$ 100,000.00	\$ 75,926.00	\$ 76,588.00	7/13/2010
186332	305 DPTF	912833KV1	US TREASURY STRIP		5/15/2019	4.371	\$ 7,538,000.00	\$ 4,688,636.00	\$ 5,773,203.44	5/22/2008
182550	302 DPTF	912803AR4	US TREASURY STRIP (P)		8/15/2019	5.027	\$ 100,000.00	\$ 55,420.00	\$ 76,018.00	9/25/2007

PGM: INVS\_MONTHEND\_INVENTORY  
 SOURCE: VisualQED  
 MODEL: INVENTORY  
 BASIS: SETTLEMENT  
 AS-OF: 3/31/2011

**JOSH MANDEL  
 TREASURER, STATE OF OHIO**

INVESTMENT INVENTORY  
 SETTLED POSITIONS AS OF: 3/31/11

INVT#	FUND	CUSIP	DESCRIPTION	RATE	MATURITY	YIELD	PAR AMOUNT	BOOK VALUE	MARKET VALUE	1ST PUR
178331	302 DPTF	912833KW9	US TREASURY STRIP		8/15/2019	4.850	\$ 50,000.00	\$ 26,992.50	\$ 37,781.50	10/4/2006
178585	302 DPTF	912833KW9	US TREASURY STRIP		8/15/2019	5.001	\$ 138,000.00	\$ 73,316.64	\$ 104,276.94	10/26/2006
178995	302 DPTF	912833KW9	US TREASURY STRIP		8/15/2019	4.745	\$ 50,000.00	\$ 27,543.00	\$ 37,781.50	11/28/2006
182219	302 DPTF	912833KW9	US TREASURY STRIP		8/15/2019	4.940	\$ 100,000.00	\$ 55,773.00	\$ 75,563.00	8/28/2007
182755	302 DPTF	912833KW9	US TREASURY STRIP		8/15/2019	4.840	\$ 100,000.00	\$ 56,708.00	\$ 75,563.00	10/5/2007
188066	302 DPTF	912833KW9	US TREASURY STRIP		8/15/2019	4.065	\$ 50,000.00	\$ 32,225.00	\$ 37,781.50	9/15/2008
193252	302 DPTF	912833KW9	US TREASURY STRIP		8/15/2019	4.065	\$ 100,000.00	\$ 66,893.25	\$ 75,563.00	8/18/2009
199559	302 DPTF	912833KW9	US TREASURY STRIP		8/15/2019	2.895	\$ 50,000.00	\$ 38,597.50	\$ 37,781.50	8/13/2010
200621	302 DPTF	912833KW9	US TREASURY STRIP		8/15/2019	2.770	\$ 100,000.00	\$ 78,302.00	\$ 75,563.00	9/24/2010
188161	305 DPTF	912833KW9	US TREASURY STRIP		8/15/2019	3.962	\$ 576,000.00	\$ 375,626.88	\$ 435,242.88	9/22/2008
179293	302 DPTF	912833KX7	US TREASURY STRIP		11/15/2019	4.763	\$ 250,000.00	\$ 136,157.50	\$ 186,335.00	12/18/2006
183729	302 DPTF	912833KX7	US TREASURY STRIP		11/15/2019	4.407	\$ 50,000.00	\$ 29,705.00	\$ 37,267.00	12/5/2007
183936	302 DPTF	912833KX7	US TREASURY STRIP		11/15/2019	4.720	\$ 100,000.00	\$ 57,381.00	\$ 74,534.00	12/19/2007
184226	302 DPTF	912833KX7	US TREASURY STRIP		11/15/2019	4.342	\$ 150,000.00	\$ 90,180.00	\$ 111,801.00	1/10/2008
189213	302 DPTF	912833KX7	US TREASURY STRIP		11/15/2019	4.470	\$ 100,000.00	\$ 61,536.00	\$ 74,534.00	11/21/2008
189259	302 DPTF	912833KX7	US TREASURY STRIP		11/15/2019	3.961	\$ 5,000.00	\$ 3,250.00	\$ 3,726.70	11/21/2008
189958	302 DPTF	912833KX7	US TREASURY STRIP		11/15/2019	3.400	\$ 250,000.00	\$ 173,470.00	\$ 186,335.00	1/12/2009
190246	302 DPTF	912833KX7	US TREASURY STRIP		11/15/2019	3.795	\$ 100,000.00	\$ 66,689.00	\$ 74,534.00	2/4/2009
194192	302 DPTF	912833KX7	US TREASURY STRIP		11/15/2019	3.729	\$ 100,000.00	\$ 69,172.00	\$ 74,534.00	11/24/2009
194725	302 DPTF	912833KX7	US TREASURY STRIP		11/15/2019	3.901	\$ 50,000.00	\$ 34,246.00	\$ 37,267.00	1/28/2010
201928	302 DPTF	912833KX7	US TREASURY STRIP		11/15/2019	2.620	\$ 50,000.00	\$ 39,563.00	\$ 37,267.00	11/17/2010
202146	302 DPTF	912833KX7	US TREASURY STRIP		11/15/2019	2.816	\$ 50,000.00	\$ 38,902.00	\$ 37,267.00	11/24/2010
203386	302 DPTF	912833KX7	US TREASURY STRIP		11/15/2019	3.351	\$ 100,000.00	\$ 74,534.00	\$ 74,534.00	1/31/2011
180367	302 DPTF	912833KY5	US TREASURY STRIP		2/15/2020	4.910	\$ 50,000.00	\$ 26,782.00	\$ 36,726.00	4/3/2007
180519	302 DPTF	912833KY5	US TREASURY STRIP		2/15/2020	5.030	\$ 100,000.00	\$ 52,828.00	\$ 73,452.00	4/12/2007
180735	302 DPTF	912833KY5	US TREASURY STRIP		2/15/2020	4.880	\$ 100,000.00	\$ 53,960.00	\$ 73,452.00	4/30/2007
184837	302 DPTF	912833KY5	US TREASURY STRIP		2/15/2020	4.500	\$ 10,000.00	\$ 5,871.79	\$ 7,345.20	2/28/2008
185227	302 DPTF	912833KY5	US TREASURY STRIP		2/15/2020	4.216	\$ 10,000.00	\$ 6,090.00	\$ 7,345.20	3/27/2008
185270	302 DPTF	912833KY5	US TREASURY STRIP		2/15/2020	4.280	\$ 50,000.00	\$ 30,227.00	\$ 36,726.00	3/28/2008
185596	302 DPTF	912833KY5	US TREASURY STRIP		2/15/2020	4.150	\$ 50,000.00	\$ 30,753.50	\$ 36,726.00	4/16/2008
185615	302 DPTF	912833KY5	US TREASURY STRIP		2/15/2020	4.176	\$ 10,000.00	\$ 6,132.00	\$ 7,345.20	4/16/2008
185882	302 DPTF	912833KY5	US TREASURY STRIP		2/15/2020	4.470	\$ 25,000.00	\$ 14,838.75	\$ 18,363.00	4/28/2008
190596	302 DPTF	912833KY5	US TREASURY STRIP		2/15/2020	3.709	\$ 50,000.00	\$ 33,416.00	\$ 36,726.00	2/27/2009
190827	302 DPTF	912833KY5	US TREASURY STRIP		2/15/2020	3.775	\$ 50,000.00	\$ 33,250.00	\$ 36,726.00	3/20/2009
190953	302 DPTF	912833KY5	US TREASURY STRIP		2/15/2020	3.520	\$ 100,000.00	\$ 68,408.00	\$ 73,452.00	3/30/2009
191119	302 DPTF	912833KY5	US TREASURY STRIP		2/15/2020	3.317	\$ 5,000.00	\$ 3,500.00	\$ 3,672.60	4/13/2009
191206	302 DPTF	912833KY5	US TREASURY STRIP		2/15/2020	3.617	\$ 50,000.00	\$ 33,907.50	\$ 36,726.00	4/16/2009
191857	302 DPTF	912833KY5	US TREASURY STRIP		2/15/2020	3.560	\$ 50,000.00	\$ 34,140.00	\$ 36,726.00	4/24/2009
194854	302 DPTF	912833KY5	US TREASURY STRIP		2/15/2020	4.050	\$ 100,000.00	\$ 66,917.00	\$ 73,452.00	2/8/2010
195180	302 DPTF	912833KY5	US TREASURY STRIP		2/15/2020	3.994	\$ 50,000.00	\$ 33,727.00	\$ 36,726.00	3/3/2010
195387	302 DPTF	912833KY5	US TREASURY STRIP		2/15/2020	4.050	\$ 100,000.00	\$ 67,152.00	\$ 73,452.00	3/12/2010
195856	302 DPTF	912833KY5	US TREASURY STRIP		2/15/2020	4.249	\$ 50,000.00	\$ 33,037.00	\$ 36,726.00	4/8/2010
196881	302 DPTF	912833KY5	US TREASURY STRIP		2/15/2020	3.990	\$ 50,000.00	\$ 33,954.50	\$ 36,726.00	4/30/2010
203855	302 DPTF	912833KY5	US TREASURY STRIP		2/15/2020	3.511	\$ 50,000.00	\$ 36,599.00	\$ 36,726.00	2/28/2011
181166	302 DPTF	912833KZ2	US TREASURY STRIP		5/15/2020	5.143	\$ 50,000.00	\$ 25,897.50	\$ 36,154.50	5/31/2007
181414	302 DPTF	912833KZ2	US TREASURY STRIP		5/15/2020	5.400	\$ 50,000.00	\$ 25,164.00	\$ 36,154.50	6/26/2007
181555	302 DPTF	912833KZ2	US TREASURY STRIP		5/15/2020	5.274	\$ 50,000.00	\$ 25,600.00	\$ 36,154.50	7/6/2007
181861	302 DPTF	912833KZ2	US TREASURY STRIP		5/15/2020	5.170	\$ 100,000.00	\$ 52,047.00	\$ 72,309.00	7/30/2007
182551	302 DPTF	912833KZ2	US TREASURY STRIP		5/15/2020	5.095	\$ 100,000.00	\$ 52,950.00	\$ 72,309.00	9/25/2007
186418	302 DPTF	912833KZ2	US TREASURY STRIP		5/15/2020	4.470	\$ 50,000.00	\$ 29,458.00	\$ 36,154.50	5/27/2008
186664	302 DPTF	912833KZ2	US TREASURY STRIP		5/15/2020	4.590	\$ 25,000.00	\$ 14,547.00	\$ 18,077.25	6/9/2008
187227	302 DPTF	912833KZ2	US TREASURY STRIP		5/15/2020	4.498	\$ 10,000.00	\$ 5,904.40	\$ 7,230.90	7/11/2008
192215	302 DPTF	912833KZ2	US TREASURY STRIP		5/15/2020	4.114	\$ 150,000.00	\$ 95,820.00	\$ 108,463.50	5/13/2009
193234	302 DPTF	912833KZ2	US TREASURY STRIP		5/15/2020	4.357	\$ 50,000.00	\$ 31,469.72	\$ 36,154.50	8/18/2009
197099	302 DPTF	912833KZ2	US TREASURY STRIP		5/15/2020	3.934	\$ 306,000.00	\$ 207,171.79	\$ 221,265.54	5/11/2010
197192	302 DPTF	912833KZ2	US TREASURY STRIP		5/15/2020	3.934	\$ 25,000.00	\$ 16,931.75	\$ 18,077.25	5/14/2010
198374	302 DPTF	912833KZ2	US TREASURY STRIP		5/15/2020	3.343	\$ 50,000.00	\$ 36,040.00	\$ 36,154.50	6/30/2010

PGM: INVS\_MONTHEND\_INVENTORY  
 SOURCE: VisualQED  
 MODEL: INVENTORY  
 BASIS: SETTLEMENT  
 AS-OF: 3/31/2011

**JOSH MANDEL  
 TREASURER, STATE OF OHIO**

INVESTMENT INVENTORY  
 SETTLED POSITIONS AS OF: 3/31/11

INVT#	FUND	CUSIP	DESCRIPTION	RATE	MATURITY	YIELD	PAR AMOUNT	BOOK VALUE	MARKET VALUE	1ST PUR
198700	302 DPTF	912833KZ2	US TREASURY STRIP		5/15/2020	3.405	\$ 100,000.00	\$ 71,733.00	\$ 72,309.00	7/13/2010
186333	305 DPTF	912833KZ2	US TREASURY STRIP		5/15/2020	4.537	\$ 7,538,000.00	\$ 4,403,774.98	\$ 5,450,652.42	5/22/2008
178332	302 DPTF	912833LA6	US TREASURY STRIP		8/15/2020	4.900	\$ 50,000.00	\$ 25,556.00	\$ 35,621.00	10/4/2006
178586	302 DPTF	912833LA6	US TREASURY STRIP		8/15/2020	5.050	\$ 138,000.00	\$ 69,324.30	\$ 98,313.96	10/26/2006
178996	302 DPTF	912833LA6	US TREASURY STRIP		8/15/2020	4.795	\$ 50,000.00	\$ 26,106.00	\$ 35,621.00	11/28/2006
182220	302 DPTF	912833LA6	US TREASURY STRIP		8/15/2020	4.980	\$ 100,000.00	\$ 52,849.00	\$ 71,242.00	8/28/2007
182756	302 DPTF	912833LA6	US TREASURY STRIP		8/15/2020	4.920	\$ 100,000.00	\$ 53,520.00	\$ 71,242.00	10/5/2007
188067	302 DPTF	912833LA6	US TREASURY STRIP		8/15/2020	4.213	\$ 50,000.00	\$ 30,425.00	\$ 35,621.00	9/15/2008
193253	302 DPTF	912833LA6	US TREASURY STRIP		8/15/2020	4.345	\$ 100,000.00	\$ 62,346.25	\$ 71,242.00	8/18/2009
199560	302 DPTF	912833LA6	US TREASURY STRIP		8/15/2020	3.165	\$ 50,000.00	\$ 36,519.00	\$ 35,621.00	8/13/2010
200623	302 DPTF	912833LA6	US TREASURY STRIP		8/15/2020	2.980	\$ 100,000.00	\$ 74,633.00	\$ 71,242.00	9/24/2010
188162	305 DPTF	912833LA6	US TREASURY STRIP		8/15/2020	4.082	\$ 576,000.00	\$ 356,158.08	\$ 410,353.92	9/22/2008
179294	302 DPTF	912833LB4	US TREASURY STRIP		11/15/2020	4.806	\$ 250,000.00	\$ 129,142.50	\$ 175,767.50	12/18/2006
183730	302 DPTF	912833LB4	US TREASURY STRIP		11/15/2020	4.475	\$ 50,000.00	\$ 28,195.00	\$ 35,153.50	12/5/2007
183937	302 DPTF	912833LB4	US TREASURY STRIP		11/15/2020	4.810	\$ 100,000.00	\$ 54,147.00	\$ 70,307.00	12/19/2007
184227	302 DPTF	912833LB4	US TREASURY STRIP		11/15/2020	4.465	\$ 150,000.00	\$ 85,065.00	\$ 105,460.50	1/10/2008
189214	302 DPTF	912833LB4	US TREASURY STRIP		11/15/2020	4.660	\$ 100,000.00	\$ 57,578.00	\$ 70,307.00	11/21/2008
189260	302 DPTF	912833LB4	US TREASURY STRIP		11/15/2020	4.168	\$ 5,000.00	\$ 3,050.00	\$ 3,515.35	11/21/2008
189959	302 DPTF	912833LB4	US TREASURY STRIP		11/15/2020	3.600	\$ 250,000.00	\$ 163,860.00	\$ 175,767.50	1/12/2009
190247	302 DPTF	912833LB4	US TREASURY STRIP		11/15/2020	3.985	\$ 100,000.00	\$ 62,834.00	\$ 70,307.00	2/4/2009
194193	302 DPTF	912833LB4	US TREASURY STRIP		11/15/2020	3.934	\$ 100,000.00	\$ 65,206.00	\$ 70,307.00	11/24/2009
194726	302 DPTF	912833LB4	US TREASURY STRIP		11/15/2020	4.063	\$ 50,000.00	\$ 32,388.00	\$ 35,153.50	1/28/2010
201930	302 DPTF	912833LB4	US TREASURY STRIP		11/15/2020	2.900	\$ 50,000.00	\$ 37,497.00	\$ 35,153.50	11/17/2010
202147	302 DPTF	912833LB4	US TREASURY STRIP		11/15/2020	3.133	\$ 50,000.00	\$ 36,668.50	\$ 35,153.50	11/24/2010
203387	302 DPTF	912833LB4	US TREASURY STRIP		11/15/2020	3.613	\$ 100,000.00	\$ 70,436.00	\$ 70,307.00	1/31/2011
180368	302 DPTF	912833LC2	US TREASURY STRIP		2/15/2021	4.960	\$ 50,000.00	\$ 25,342.00	\$ 34,671.50	4/3/2007
180520	302 DPTF	912833LC2	US TREASURY STRIP		2/15/2021	5.058	\$ 100,000.00	\$ 50,081.00	\$ 69,343.00	4/12/2007
180736	302 DPTF	912833LC2	US TREASURY STRIP		2/15/2021	4.950	\$ 100,000.00	\$ 50,938.00	\$ 69,343.00	4/30/2007
184838	302 DPTF	912833LC2	US TREASURY STRIP		2/15/2021	4.650	\$ 10,000.00	\$ 5,510.45	\$ 6,934.30	2/28/2008
185228	302 DPTF	912833LC2	US TREASURY STRIP		2/15/2021	4.299	\$ 10,000.00	\$ 5,780.00	\$ 6,934.30	3/27/2008
185271	302 DPTF	912833LC2	US TREASURY STRIP		2/15/2021	4.380	\$ 50,000.00	\$ 28,610.50	\$ 34,671.50	3/28/2008
185597	302 DPTF	912833LC2	US TREASURY STRIP		2/15/2021	4.260	\$ 50,000.00	\$ 29,111.00	\$ 34,671.50	4/16/2008
185616	302 DPTF	912833LC2	US TREASURY STRIP		2/15/2021	4.263	\$ 10,000.00	\$ 5,820.00	\$ 6,934.30	4/16/2008
185883	302 DPTF	912833LC2	US TREASURY STRIP		2/15/2021	4.600	\$ 25,000.00	\$ 13,968.00	\$ 17,335.75	4/28/2008
190597	302 DPTF	912833LC2	US TREASURY STRIP		2/15/2021	3.839	\$ 50,000.00	\$ 31,722.00	\$ 34,671.50	2/27/2009
190828	302 DPTF	912833LC2	US TREASURY STRIP		2/15/2021	3.900	\$ 50,000.00	\$ 31,565.00	\$ 34,671.50	3/20/2009
190954	302 DPTF	912833LC2	US TREASURY STRIP		2/15/2021	3.750	\$ 100,000.00	\$ 64,312.00	\$ 69,343.00	3/30/2009
191120	302 DPTF	912833LC2	US TREASURY STRIP		2/15/2021	3.540	\$ 5,000.00	\$ 3,300.00	\$ 3,467.15	4/13/2009
191207	302 DPTF	912833LC2	US TREASURY STRIP		2/15/2021	3.841	\$ 50,000.00	\$ 31,873.50	\$ 34,671.50	4/16/2009
191858	302 DPTF	912833LC2	US TREASURY STRIP		2/15/2021	3.768	\$ 50,000.00	\$ 32,170.00	\$ 34,671.50	4/24/2009
194855	302 DPTF	912833LC2	US TREASURY STRIP		2/15/2021	4.220	\$ 100,000.00	\$ 63,118.00	\$ 69,343.00	2/8/2010
195181	302 DPTF	912833LC2	US TREASURY STRIP		2/15/2021	4.170	\$ 50,000.00	\$ 31,812.50	\$ 34,671.50	3/3/2010
195388	302 DPTF	912833LC2	US TREASURY STRIP		2/15/2021	4.217	\$ 100,000.00	\$ 63,368.00	\$ 69,343.00	3/12/2010
195857	302 DPTF	912833LC2	US TREASURY STRIP		2/15/2021	4.253	\$ 50,000.00	\$ 31,662.00	\$ 34,671.50	4/8/2010
196882	302 DPTF	912833LC2	US TREASURY STRIP		2/15/2021	4.155	\$ 50,000.00	\$ 32,074.50	\$ 34,671.50	4/30/2010
203856	302 DPTF	912833LC2	US TREASURY STRIP		2/15/2021	3.735	\$ 50,000.00	\$ 34,580.50	\$ 34,671.50	2/28/2011
181167	302 DPTF	912833LD0	US TREASURY STRIP		5/15/2021	5.180	\$ 50,000.00	\$ 24,490.50	\$ 34,123.50	5/31/2007
181415	302 DPTF	912833LD0	US TREASURY STRIP		5/15/2021	5.425	\$ 50,000.00	\$ 23,777.50	\$ 34,123.50	6/26/2007
181556	302 DPTF	912833LD0	US TREASURY STRIP		5/15/2021	5.300	\$ 50,000.00	\$ 24,218.50	\$ 34,123.50	7/6/2007
181862	302 DPTF	912833LD0	US TREASURY STRIP		5/15/2021	5.200	\$ 100,000.00	\$ 49,258.00	\$ 68,247.00	7/30/2007
182552	302 DPTF	912833LD0	US TREASURY STRIP		5/15/2021	5.143	\$ 100,000.00	\$ 50,030.00	\$ 68,247.00	9/25/2007
186420	302 DPTF	912833LD0	US TREASURY STRIP		5/15/2021	4.570	\$ 50,000.00	\$ 27,829.00	\$ 34,123.50	5/27/2008
186665	302 DPTF	912833LD0	US TREASURY STRIP		5/15/2021	4.685	\$ 25,000.00	\$ 13,735.75	\$ 17,061.75	6/9/2008
187228	302 DPTF	912833LD0	US TREASURY STRIP		5/15/2021	4.570	\$ 10,000.00	\$ 5,596.70	\$ 6,824.70	7/11/2008
192216	302 DPTF	912833LD0	US TREASURY STRIP		5/15/2021	4.261	\$ 150,000.00	\$ 90,420.00	\$ 102,370.50	5/13/2009
193235	302 DPTF	912833LD0	US TREASURY STRIP		5/15/2021	4.493	\$ 50,000.00	\$ 29,674.86	\$ 34,123.50	8/18/2009
197100	302 DPTF	912833LD0	US TREASURY STRIP		5/15/2021	4.071	\$ 306,000.00	\$ 196,327.15	\$ 208,835.82	5/11/2010

PGM: INVS\_MONTHEND\_INVENTORY  
 SOURCE: VisualQED  
 MODEL: INVENTORY  
 BASIS: SETTLEMENT  
 AS-OF: 3/31/2011

**JOSH MANDEL**  
**TREASURER, STATE OF OHIO**

INVESTMENT INVENTORY  
 SETTLED POSITIONS AS OF: 3/31/11

INVT#	FUND	CUSIP	DESCRIPTION	RATE	MATURITY	YIELD	PAR AMOUNT	BOOK VALUE	MARKET VALUE	1ST PUR
197195	302 DPTF	912833LD0	US TREASURY STRIP		5/15/2021	4.052	\$ 25,000.00	\$ 16,078.75	\$ 17,061.75	5/14/2010
198375	302 DPTF	912833LD0	US TREASURY STRIP		5/15/2021	3.513	\$ 50,000.00	\$ 34,237.00	\$ 34,123.50	6/30/2010
198701	302 DPTF	912833LD0	US TREASURY STRIP		5/15/2021	3.590	\$ 100,000.00	\$ 68,000.00	\$ 68,247.00	7/13/2010
186334	305 DPTF	912833LD0	US TREASURY STRIP		5/15/2021	4.627	\$ 7,538,000.00	\$ 4,162,709.74	\$ 5,144,458.86	5/22/2008
178333	302 DPTF	912833LE8	US TREASURY STRIP		8/15/2021	4.920	\$ 50,000.00	\$ 24,277.50	\$ 33,631.50	10/4/2006
178587	302 DPTF	912833LE8	US TREASURY STRIP		8/15/2021	5.076	\$ 138,000.00	\$ 65,704.56	\$ 92,822.94	10/26/2006
178997	302 DPTF	912833LE8	US TREASURY STRIP		8/15/2021	4.820	\$ 50,000.00	\$ 24,808.50	\$ 33,631.50	11/28/2006
182221	302 DPTF	912833LE8	US TREASURY STRIP		8/15/2021	5.080	\$ 100,000.00	\$ 49,631.00	\$ 67,263.00	8/28/2007
182757	302 DPTF	912833LE8	US TREASURY STRIP		8/15/2021	4.960	\$ 100,000.00	\$ 50,705.00	\$ 67,263.00	10/5/2007
188068	302 DPTF	912833LE8	US TREASURY STRIP		8/15/2021	4.249	\$ 50,000.00	\$ 29,050.00	\$ 33,631.50	9/15/2008
193254	302 DPTF	912833LE8	US TREASURY STRIP		8/15/2021	4.466	\$ 100,000.00	\$ 58,879.25	\$ 67,263.00	8/18/2009
199561	302 DPTF	912833LE8	US TREASURY STRIP		8/15/2021	3.375	\$ 50,000.00	\$ 34,594.00	\$ 33,631.50	8/13/2010
200624	302 DPTF	912833LE8	US TREASURY STRIP		8/15/2021	3.165	\$ 100,000.00	\$ 71,034.00	\$ 67,263.00	9/24/2010
188163	305 DPTF	912833LE8	US TREASURY STRIP		8/15/2021	4.137	\$ 576,000.00	\$ 339,684.48	\$ 387,434.88	9/22/2008
179295	302 DPTF	912833LF5	US TREASURY STRIP		11/15/2021	4.828	\$ 250,000.00	\$ 122,757.50	\$ 165,520.00	12/18/2006
179701	302 DPTF	912833LF5	US TREASURY STRIP		11/15/2021	5.127	\$ 150,000.00	\$ 70,956.00	\$ 99,312.00	1/31/2007
183731	302 DPTF	912833LF5	US TREASURY STRIP		11/15/2021	4.518	\$ 50,000.00	\$ 26,815.00	\$ 33,104.00	12/5/2007
183938	302 DPTF	912833LF5	US TREASURY STRIP		11/15/2021	4.860	\$ 100,000.00	\$ 51,285.00	\$ 66,208.00	12/19/2007
184228	302 DPTF	912833LF5	US TREASURY STRIP		11/15/2021	4.503	\$ 150,000.00	\$ 80,970.00	\$ 99,312.00	1/10/2008
189215	302 DPTF	912833LF5	US TREASURY STRIP		11/15/2021	4.690	\$ 100,000.00	\$ 54,777.00	\$ 66,208.00	11/21/2008
189261	302 DPTF	912833LF5	US TREASURY STRIP		11/15/2021	4.240	\$ 5,000.00	\$ 2,900.00	\$ 3,310.40	11/21/2008
189960	302 DPTF	912833LF5	US TREASURY STRIP		11/15/2021	3.690	\$ 250,000.00	\$ 156,332.50	\$ 165,520.00	1/12/2009
190248	302 DPTF	912833LF5	US TREASURY STRIP		11/15/2021	4.065	\$ 100,000.00	\$ 59,801.00	\$ 66,208.00	2/4/2009
194194	302 DPTF	912833LF5	US TREASURY STRIP		11/15/2021	4.088	\$ 100,000.00	\$ 61,591.00	\$ 66,208.00	11/24/2009
194727	302 DPTF	912833LF5	US TREASURY STRIP		11/15/2021	4.222	\$ 50,000.00	\$ 30,544.50	\$ 33,104.00	1/28/2010
201933	302 DPTF	912833LF5	US TREASURY STRIP		11/15/2021	3.180	\$ 50,000.00	\$ 35,344.50	\$ 33,104.00	11/17/2010
202148	302 DPTF	912833LF5	US TREASURY STRIP		11/15/2021	3.396	\$ 50,000.00	\$ 34,551.00	\$ 33,104.00	11/24/2010
203388	302 DPTF	912833LF5	US TREASURY STRIP		11/15/2021	3.852	\$ 100,000.00	\$ 66,261.00	\$ 66,208.00	1/31/2011
180369	302 DPTF	912833LG3	US TREASURY STRIP		2/15/2022	4.980	\$ 50,000.00	\$ 24,060.00	\$ 32,620.50	4/3/2007
180521	302 DPTF	912833LG3	US TREASURY STRIP		2/15/2022	5.100	\$ 100,000.00	\$ 47,349.00	\$ 65,241.00	4/12/2007
180737	302 DPTF	912833LG3	US TREASURY STRIP		2/15/2022	4.975	\$ 100,000.00	\$ 48,332.00	\$ 65,241.00	4/30/2007
184839	302 DPTF	912833LG3	US TREASURY STRIP		2/15/2022	4.720	\$ 10,000.00	\$ 5,212.86	\$ 6,524.10	2/28/2008
185229	302 DPTF	912833LG3	US TREASURY STRIP		2/15/2022	4.399	\$ 10,000.00	\$ 5,465.00	\$ 6,524.10	3/27/2008
185272	302 DPTF	912833LG3	US TREASURY STRIP		2/15/2022	4.450	\$ 50,000.00	\$ 27,138.00	\$ 32,620.50	3/28/2008
185598	302 DPTF	912833LG3	US TREASURY STRIP		2/15/2022	4.350	\$ 50,000.00	\$ 27,571.00	\$ 32,620.50	4/16/2008
185617	302 DPTF	912833LG3	US TREASURY STRIP		2/15/2022	4.356	\$ 10,000.00	\$ 5,510.00	\$ 6,524.10	4/16/2008
185884	302 DPTF	912833LG3	US TREASURY STRIP		2/15/2022	4.670	\$ 25,000.00	\$ 13,221.50	\$ 16,310.25	4/28/2008
190598	302 DPTF	912833LG3	US TREASURY STRIP		2/15/2022	3.908	\$ 50,000.00	\$ 30,269.00	\$ 32,620.50	2/27/2009
190829	302 DPTF	912833LG3	US TREASURY STRIP		2/15/2022	3.940	\$ 50,000.00	\$ 30,215.50	\$ 32,620.50	3/20/2009
190955	302 DPTF	912833LG3	US TREASURY STRIP		2/15/2022	3.830	\$ 100,000.00	\$ 61,343.00	\$ 65,241.00	3/30/2009
191121	302 DPTF	912833LG3	US TREASURY STRIP		2/15/2022	3.630	\$ 5,000.00	\$ 3,150.00	\$ 3,262.05	4/13/2009
191209	302 DPTF	912833LG3	US TREASURY STRIP		2/15/2022	3.945	\$ 50,000.00	\$ 30,285.00	\$ 32,620.50	4/16/2009
191859	302 DPTF	912833LG3	US TREASURY STRIP		2/15/2022	3.882	\$ 50,000.00	\$ 30,550.00	\$ 32,620.50	4/24/2009
194856	302 DPTF	912833LG3	US TREASURY STRIP		2/15/2022	4.370	\$ 100,000.00	\$ 59,477.00	\$ 65,241.00	2/8/2010
195182	302 DPTF	912833LG3	US TREASURY STRIP		2/15/2022	4.352	\$ 50,000.00	\$ 29,884.50	\$ 32,620.50	3/3/2010
195389	302 DPTF	912833LG3	US TREASURY STRIP		2/15/2022	4.395	\$ 100,000.00	\$ 59,529.00	\$ 65,241.00	3/12/2010
195858	302 DPTF	912833LG3	US TREASURY STRIP		2/15/2022	4.546	\$ 50,000.00	\$ 29,343.00	\$ 32,620.50	4/8/2010
196883	302 DPTF	912833LG3	US TREASURY STRIP		2/15/2022	4.298	\$ 50,000.00	\$ 30,279.50	\$ 32,620.50	4/30/2010
203857	302 DPTF	912833LG3	US TREASURY STRIP		2/15/2022	3.961	\$ 50,000.00	\$ 32,524.00	\$ 32,620.50	2/28/2011
181168	302 DPTF	912833LH1	US TREASURY STRIP		5/15/2022	5.198	\$ 50,000.00	\$ 23,210.00	\$ 32,154.00	5/31/2007
181416	302 DPTF	912833LH1	US TREASURY STRIP		5/15/2022	5.430	\$ 50,000.00	\$ 22,522.00	\$ 32,154.00	6/26/2007
181557	302 DPTF	912833LH1	US TREASURY STRIP		5/15/2022	5.301	\$ 50,000.00	\$ 22,978.50	\$ 32,154.00	7/6/2007
181863	302 DPTF	912833LH1	US TREASURY STRIP		5/15/2022	5.220	\$ 100,000.00	\$ 46,659.00	\$ 64,308.00	7/30/2007
186421	302 DPTF	912833LH1	US TREASURY STRIP		5/15/2022	4.630	\$ 50,000.00	\$ 26,382.50	\$ 32,154.00	5/27/2008
186666	302 DPTF	912833LH1	US TREASURY STRIP		5/15/2022	4.085	\$ 25,000.00	\$ 14,231.00	\$ 16,077.00	6/9/2008
187229	302 DPTF	912833LH1	US TREASURY STRIP		5/15/2022	4.617	\$ 10,000.00	\$ 5,315.50	\$ 6,430.80	7/11/2008
192217	302 DPTF	912833LH1	US TREASURY STRIP		5/15/2022	4.368	\$ 150,000.00	\$ 85,515.00	\$ 96,462.00	5/13/2009

PGM: INVS\_MONTHEND\_INVENTORY  
 SOURCE: VisualQED  
 MODEL: INVENTORY  
 BASIS: SETTLEMENT  
 AS-OF: 3/31/2011

**JOSH MANDEL**  
**TREASURER, STATE OF OHIO**

INVESTMENT INVENTORY  
 SETTLED POSITIONS AS OF: 3/31/11

INVT#	FUND	CUSIP	DESCRIPTION	RATE	MATURITY	YIELD	PAR AMOUNT	BOOK VALUE	MARKET VALUE	1ST PUR
193236	302 DPTF	912833LH1	US TREASURY STRIP		5/15/2022	4.573	\$ 50,000.00	\$ 28,103.67	\$ 32,154.00	8/18/2009
197101	302 DPTF	912833LH1	US TREASURY STRIP		5/15/2022	4.147	\$ 306,000.00	\$ 186,893.17	\$ 196,782.48	5/11/2010
197196	302 DPTF	912833LH1	US TREASURY STRIP		5/15/2022	4.159	\$ 25,000.00	\$ 15,253.25	\$ 16,077.00	5/14/2010
198376	302 DPTF	912833LH1	US TREASURY STRIP		5/15/2022	3.672	\$ 50,000.00	\$ 32,457.50	\$ 32,154.00	6/30/2010
198702	302 DPTF	912833LH1	US TREASURY STRIP		5/15/2022	3.738	\$ 100,000.00	\$ 64,500.00	\$ 64,308.00	7/13/2010
186335	305 DPTF	912833LH1	US TREASURY STRIP		5/15/2022	4.684	\$ 7,538,000.00	\$ 3,945,766.10	\$ 4,847,537.04	5/22/2008
178334	302 DPTF	912833LJ7	US TREASURY STRIP		8/15/2022	4.900	\$ 50,000.00	\$ 23,197.50	\$ 31,681.00	10/4/2006
178588	302 DPTF	912833LJ7	US TREASURY STRIP		8/15/2022	5.071	\$ 138,000.00	\$ 62,540.22	\$ 87,439.56	10/26/2006
178998	302 DPTF	912833LJ7	US TREASURY STRIP		8/15/2022	4.802	\$ 50,000.00	\$ 23,720.00	\$ 31,681.00	11/28/2006
182222	302 DPTF	912833LJ7	US TREASURY STRIP		8/15/2022	5.060	\$ 100,000.00	\$ 47,341.00	\$ 63,362.00	8/28/2007
182553	302 DPTF	912833LJ7	US TREASURY STRIP		8/15/2022	5.133	\$ 100,000.00	\$ 47,020.00	\$ 63,362.00	9/25/2007
182758	302 DPTF	912833LJ7	US TREASURY STRIP		8/15/2022	4.955	\$ 100,000.00	\$ 48,316.00	\$ 63,362.00	10/5/2007
188069	302 DPTF	912833LJ7	US TREASURY STRIP		8/15/2022	4.289	\$ 50,000.00	\$ 27,700.00	\$ 31,681.00	9/15/2008
193255	302 DPTF	912833LJ7	US TREASURY STRIP		8/15/2022	4.534	\$ 100,000.00	\$ 55,853.25	\$ 63,362.00	8/18/2009
199562	302 DPTF	912833LJ7	US TREASURY STRIP		8/15/2022	3.515	\$ 50,000.00	\$ 32,907.50	\$ 31,681.00	8/13/2010
200625	302 DPTF	912833LJ7	US TREASURY STRIP		8/15/2022	3.313	\$ 100,000.00	\$ 67,660.00	\$ 63,362.00	9/24/2010
188164	305 DPTF	912833LJ7	US TREASURY STRIP		8/15/2022	4.171	\$ 576,000.00	\$ 324,547.20	\$ 364,965.12	9/22/2008
179296	302 DPTF	912833LK4	US TREASURY STRIP		11/15/2022	4.829	\$ 250,000.00	\$ 117,020.00	\$ 156,040.00	12/18/2006
183732	302 DPTF	912833LK4	US TREASURY STRIP		11/15/2022	4.547	\$ 50,000.00	\$ 25,535.00	\$ 31,208.00	12/5/2007
183939	302 DPTF	912833LK4	US TREASURY STRIP		11/15/2022	4.870	\$ 100,000.00	\$ 48,809.00	\$ 62,416.00	12/19/2007
184229	302 DPTF	912833LK4	US TREASURY STRIP		11/15/2022	4.536	\$ 150,000.00	\$ 77,070.00	\$ 93,624.00	1/10/2008
189216	302 DPTF	912833LK4	US TREASURY STRIP		11/15/2022	4.710	\$ 100,000.00	\$ 52,153.00	\$ 62,416.00	11/21/2008
189262	302 DPTF	912833LK4	US TREASURY STRIP		11/15/2022	4.061	\$ 5,000.00	\$ 2,850.00	\$ 3,120.80	11/21/2008
189961	302 DPTF	912833LK4	US TREASURY STRIP		11/15/2022	3.755	\$ 250,000.00	\$ 149,395.00	\$ 156,040.00	1/12/2009
190249	302 DPTF	912833LK4	US TREASURY STRIP		11/15/2022	4.140	\$ 100,000.00	\$ 56,864.00	\$ 62,416.00	2/4/2009
194195	302 DPTF	912833LK4	US TREASURY STRIP		11/15/2022	4.217	\$ 100,000.00	\$ 58,187.00	\$ 62,416.00	11/24/2009
194728	302 DPTF	912833LK4	US TREASURY STRIP		11/15/2022	4.344	\$ 50,000.00	\$ 28,850.50	\$ 31,208.00	1/28/2010
201934	302 DPTF	912833LK4	US TREASURY STRIP		11/15/2022	3.410	\$ 50,000.00	\$ 33,330.00	\$ 31,208.00	11/17/2010
202149	302 DPTF	912833LK4	US TREASURY STRIP		11/15/2022	3.616	\$ 50,000.00	\$ 32,553.00	\$ 31,208.00	11/24/2010
203389	302 DPTF	912833LK4	US TREASURY STRIP		11/15/2022	4.051	\$ 100,000.00	\$ 62,330.00	\$ 62,416.00	1/31/2011
191213	302 DPTF	912803BB8	US TREASURY STRIP (P)		2/15/2023	3.957	\$ 50,000.00	\$ 29,076.50	\$ 31,019.00	4/16/2009
191860	302 DPTF	912803BB8	US TREASURY STRIP (P)		2/15/2023	3.925	\$ 50,000.00	\$ 29,230.00	\$ 31,019.00	4/24/2009
180370	302 DPTF	912833LL2	US TREASURY STRIP		2/15/2023	4.980	\$ 50,000.00	\$ 22,905.50	\$ 30,739.00	4/3/2007
180522	302 DPTF	912833LL2	US TREASURY STRIP		2/15/2023	5.095	\$ 100,000.00	\$ 45,059.00	\$ 61,478.00	4/12/2007
180738	302 DPTF	912833LL2	US TREASURY STRIP		2/15/2023	4.975	\$ 100,000.00	\$ 46,014.00	\$ 61,478.00	4/30/2007
184840	302 DPTF	912833LL2	US TREASURY STRIP		2/15/2023	4.770	\$ 10,000.00	\$ 4,939.02	\$ 6,147.80	2/28/2008
185230	302 DPTF	912833LL2	US TREASURY STRIP		2/15/2023	4.428	\$ 10,000.00	\$ 5,210.00	\$ 6,147.80	3/27/2008
185273	302 DPTF	912833LL2	US TREASURY STRIP		2/15/2023	4.490	\$ 50,000.00	\$ 25,818.50	\$ 30,739.00	3/28/2008
185599	302 DPTF	912833LL2	US TREASURY STRIP		2/15/2023	4.400	\$ 50,000.00	\$ 26,218.00	\$ 30,739.00	4/16/2008
185618	302 DPTF	912833LL2	US TREASURY STRIP		2/15/2023	4.379	\$ 10,000.00	\$ 5,260.00	\$ 6,147.80	4/16/2008
185885	302 DPTF	912833LL2	US TREASURY STRIP		2/15/2023	4.700	\$ 25,000.00	\$ 12,570.50	\$ 15,369.50	4/28/2008
190599	302 DPTF	912833LL2	US TREASURY STRIP		2/15/2023	3.990	\$ 50,000.00	\$ 28,794.50	\$ 30,739.00	2/27/2009
190830	302 DPTF	912833LL2	US TREASURY STRIP		2/15/2023	3.980	\$ 50,000.00	\$ 28,901.50	\$ 30,739.00	3/20/2009
190956	302 DPTF	912833LL2	US TREASURY STRIP		2/15/2023	3.827	\$ 100,000.00	\$ 59,081.00	\$ 61,478.00	3/30/2009
191122	302 DPTF	912833LL2	US TREASURY STRIP		2/15/2023	3.725	\$ 5,000.00	\$ 3,000.00	\$ 3,073.90	4/13/2009
194858	302 DPTF	912833LL2	US TREASURY STRIP		2/15/2023	4.500	\$ 100,000.00	\$ 56,026.00	\$ 61,478.00	2/8/2010
195183	302 DPTF	912833LL2	US TREASURY STRIP		2/15/2023	4.479	\$ 50,000.00	\$ 28,166.50	\$ 30,739.00	3/3/2010
195390	302 DPTF	912833LL2	US TREASURY STRIP		2/15/2023	4.525	\$ 100,000.00	\$ 56,065.00	\$ 61,478.00	3/12/2010
195859	302 DPTF	912833LL2	US TREASURY STRIP		2/15/2023	4.677	\$ 50,000.00	\$ 27,596.50	\$ 30,739.00	4/8/2010
196884	302 DPTF	912833LL2	US TREASURY STRIP		2/15/2023	4.415	\$ 50,000.00	\$ 28,595.50	\$ 30,739.00	4/30/2010
203858	302 DPTF	912833LL2	US TREASURY STRIP		2/15/2023	4.125	\$ 50,000.00	\$ 30,677.50	\$ 30,739.00	2/28/2011
181169	302 DPTF	912833LN8	US TREASURY STRIP		5/15/2023	5.185	\$ 50,000.00	\$ 22,092.00	\$ 30,314.00	5/31/2007
181417	302 DPTF	912833LN8	US TREASURY STRIP		5/15/2023	5.420	\$ 50,000.00	\$ 21,380.50	\$ 30,314.00	6/26/2007
181558	302 DPTF	912833LN8	US TREASURY STRIP		5/15/2023	5.291	\$ 50,000.00	\$ 21,843.00	\$ 30,314.00	7/6/2007
181864	302 DPTF	912833LN8	US TREASURY STRIP		5/15/2023	5.200	\$ 100,000.00	\$ 44,452.00	\$ 60,628.00	7/30/2007
186422	302 DPTF	912833LN8	US TREASURY STRIP		5/15/2023	4.670	\$ 50,000.00	\$ 25,055.00	\$ 30,314.00	5/27/2008
186667	302 DPTF	912833LN8	US TREASURY STRIP		5/15/2023	4.129	\$ 25,000.00	\$ 13,580.25	\$ 15,157.00	6/9/2008

PGM: INVS\_MONTHEND\_INVENTORY  
 SOURCE: VisualQED  
 MODEL: INVENTORY  
 BASIS: SETTLEMENT  
 AS-OF: 3/31/2011

**JOSH MANDEL  
 TREASURER, STATE OF OHIO**

INVESTMENT INVENTORY  
 SETTLED POSITIONS AS OF: 3/31/11

INVT#	FUND	CUSIP	DESCRIPTION	RATE	MATURITY	YIELD	PAR AMOUNT	BOOK VALUE	MARKET VALUE	1ST PUR
187230	302 DPTF	912833LN8	US TREASURY STRIP		5/15/2023	4.639	\$ 10,000.00	\$ 5,062.10	\$ 6,062.80	7/11/2008
192218	302 DPTF	912833LN8	US TREASURY STRIP		5/15/2023	4.429	\$ 150,000.00	\$ 81,210.00	\$ 90,942.00	5/13/2009
193237	302 DPTF	912833LN8	US TREASURY STRIP		5/15/2023	4.600	\$ 50,000.00	\$ 26,764.00	\$ 30,314.00	8/18/2009
197102	302 DPTF	912833LN8	US TREASURY STRIP		5/15/2023	4.227	\$ 306,000.00	\$ 177,569.35	\$ 185,521.68	5/11/2010
197197	302 DPTF	912833LN8	US TREASURY STRIP		5/15/2023	4.252	\$ 25,000.00	\$ 14,466.00	\$ 15,157.00	5/14/2010
198377	302 DPTF	912833LN8	US TREASURY STRIP		5/15/2023	3.816	\$ 50,000.00	\$ 30,733.00	\$ 30,314.00	6/30/2010
198704	302 DPTF	912833LN8	US TREASURY STRIP		5/15/2023	3.861	\$ 100,000.00	\$ 61,200.00	\$ 60,628.00	7/13/2010
186336	305 DPTF	912833LN8	US TREASURY STRIP		5/15/2023	4.717	\$ 7,538,000.00	\$ 3,749,099.68	\$ 4,570,138.64	5/22/2008
178335	302 DPTF	912833LM0	US TREASURY STRIP		8/15/2023	4.920	\$ 50,000.00	\$ 22,029.00	\$ 29,886.50	10/4/2006
178589	302 DPTF	912833LM0	US TREASURY STRIP		8/15/2023	5.066	\$ 138,000.00	\$ 59,534.58	\$ 82,486.74	10/26/2006
178999	302 DPTF	912833LM0	US TREASURY STRIP		8/15/2023	4.810	\$ 50,000.00	\$ 22,591.50	\$ 29,886.50	11/28/2006
182223	302 DPTF	912833LM0	US TREASURY STRIP		8/15/2023	5.070	\$ 100,000.00	\$ 44,963.00	\$ 59,773.00	8/28/2007
182554	302 DPTF	912833LM0	US TREASURY STRIP		8/15/2023	5.125	\$ 100,000.00	\$ 44,750.00	\$ 59,773.00	9/25/2007
182759	302 DPTF	912833LM0	US TREASURY STRIP		8/15/2023	4.955	\$ 100,000.00	\$ 46,008.00	\$ 59,773.00	10/5/2007
188070	302 DPTF	912833LM0	US TREASURY STRIP		8/15/2023	4.387	\$ 50,000.00	\$ 26,175.00	\$ 29,886.50	9/15/2008
193256	302 DPTF	912833LM0	US TREASURY STRIP		8/15/2023	4.550	\$ 100,000.00	\$ 53,283.25	\$ 59,773.00	8/18/2009
199563	302 DPTF	912833LM0	US TREASURY STRIP		8/15/2023	3.665	\$ 50,000.00	\$ 31,177.00	\$ 29,886.50	8/13/2010
200626	302 DPTF	912833LM0	US TREASURY STRIP		8/15/2023	3.465	\$ 100,000.00	\$ 64,220.00	\$ 59,773.00	9/24/2010
188165	305 DPTF	912833LM0	US TREASURY STRIP		8/15/2023	4.177	\$ 576,000.00	\$ 311,149.44	\$ 344,292.48	9/22/2008
179297	302 DPTF	912833LP3	US TREASURY STRIP		11/15/2023	4.832	\$ 250,000.00	\$ 111,512.50	\$ 147,285.00	12/18/2006
179703	302 DPTF	912833LP3	US TREASURY STRIP		11/15/2023	5.127	\$ 150,000.00	\$ 64,126.50	\$ 88,371.00	1/31/2007
183733	302 DPTF	912833LP3	US TREASURY STRIP		11/15/2023	4.550	\$ 50,000.00	\$ 24,400.00	\$ 29,457.00	12/5/2007
183940	302 DPTF	912833LP3	US TREASURY STRIP		11/15/2023	4.870	\$ 100,000.00	\$ 46,516.00	\$ 58,914.00	12/19/2007
184230	302 DPTF	912833LP3	US TREASURY STRIP		11/15/2023	4.540	\$ 150,000.00	\$ 73,650.00	\$ 88,371.00	1/10/2008
189217	302 DPTF	912833LP3	US TREASURY STRIP		11/15/2023	4.600	\$ 100,000.00	\$ 50,589.00	\$ 58,914.00	11/21/2008
189263	302 DPTF	912833LP3	US TREASURY STRIP		11/15/2023	4.218	\$ 5,000.00	\$ 2,675.00	\$ 2,945.70	11/21/2008
189962	302 DPTF	912833LP3	US TREASURY STRIP		11/15/2023	3.787	\$ 250,000.00	\$ 143,260.00	\$ 147,285.00	1/12/2009
190250	302 DPTF	912833LP3	US TREASURY STRIP		11/15/2023	4.205	\$ 100,000.00	\$ 54,070.00	\$ 58,914.00	2/4/2009
194196	302 DPTF	912833LP3	US TREASURY STRIP		11/15/2023	4.322	\$ 100,000.00	\$ 55,012.00	\$ 58,914.00	11/24/2009
194729	302 DPTF	912833LP3	US TREASURY STRIP		11/15/2023	4.470	\$ 50,000.00	\$ 27,171.50	\$ 29,457.00	1/28/2010
201935	302 DPTF	912833LP3	US TREASURY STRIP		11/15/2023	3.620	\$ 50,000.00	\$ 31,369.50	\$ 29,457.00	11/17/2010
202150	302 DPTF	912833LP3	US TREASURY STRIP		11/15/2023	3.746	\$ 50,000.00	\$ 30,891.00	\$ 29,457.00	11/24/2010
203390	302 DPTF	912833LP3	US TREASURY STRIP		11/15/2023	4.205	\$ 100,000.00	\$ 58,735.00	\$ 58,914.00	1/31/2011
180371	302 DPTF	912833LQ1	US TREASURY STRIP		2/15/2024	4.985	\$ 50,000.00	\$ 21,788.00	\$ 29,029.00	4/3/2007
180523	302 DPTF	912833LQ1	US TREASURY STRIP		2/15/2024	5.095	\$ 100,000.00	\$ 42,848.00	\$ 58,058.00	4/12/2007
180739	302 DPTF	912833LQ1	US TREASURY STRIP		2/15/2024	4.975	\$ 100,000.00	\$ 43,808.00	\$ 58,058.00	4/30/2007
184841	302 DPTF	912833LQ1	US TREASURY STRIP		2/15/2024	4.830	\$ 10,000.00	\$ 4,667.73	\$ 5,805.80	2/28/2008
185231	302 DPTF	912833LQ1	US TREASURY STRIP		2/15/2024	4.456	\$ 10,000.00	\$ 4,965.00	\$ 5,805.80	3/27/2008
185274	302 DPTF	912833LQ1	US TREASURY STRIP		2/15/2024	4.520	\$ 50,000.00	\$ 24,582.50	\$ 29,029.00	3/28/2008
185600	302 DPTF	912833LQ1	US TREASURY STRIP		2/15/2024	4.430	\$ 50,000.00	\$ 24,985.00	\$ 29,029.00	4/16/2008
185619	302 DPTF	912833LQ1	US TREASURY STRIP		2/15/2024	4.426	\$ 10,000.00	\$ 5,000.00	\$ 5,805.80	4/16/2008
185886	302 DPTF	912833LQ1	US TREASURY STRIP		2/15/2024	4.730	\$ 25,000.00	\$ 11,944.50	\$ 14,514.50	4/28/2008
190600	302 DPTF	912833LQ1	US TREASURY STRIP		2/15/2024	3.970	\$ 50,000.00	\$ 27,763.00	\$ 29,029.00	2/27/2009
190831	302 DPTF	912833LQ1	US TREASURY STRIP		2/15/2024	4.040	\$ 50,000.00	\$ 27,542.00	\$ 29,029.00	3/20/2009
190957	302 DPTF	912833LQ1	US TREASURY STRIP		2/15/2024	3.935	\$ 100,000.00	\$ 55,996.00	\$ 58,058.00	3/30/2009
191123	302 DPTF	912833LQ1	US TREASURY STRIP		2/15/2024	3.823	\$ 5,000.00	\$ 2,850.00	\$ 2,902.90	4/13/2009
191214	302 DPTF	912833LQ1	US TREASURY STRIP		2/15/2024	3.688	\$ 50,000.00	\$ 29,074.50	\$ 29,029.00	4/16/2009
191861	302 DPTF	912833LQ1	US TREASURY STRIP		2/15/2024	3.999	\$ 50,000.00	\$ 27,815.00	\$ 29,029.00	4/24/2009
194859	302 DPTF	912833LQ1	US TREASURY STRIP		2/15/2024	4.610	\$ 100,000.00	\$ 52,785.00	\$ 58,058.00	2/8/2010
195184	302 DPTF	912833LQ1	US TREASURY STRIP		2/15/2024	4.585	\$ 50,000.00	\$ 26,559.00	\$ 29,029.00	3/3/2010
195391	302 DPTF	912833LQ1	US TREASURY STRIP		2/15/2024	4.627	\$ 100,000.00	\$ 52,874.00	\$ 58,058.00	3/12/2010
195860	302 DPTF	912833LQ1	US TREASURY STRIP		2/15/2024	4.784	\$ 50,000.00	\$ 25,969.50	\$ 29,029.00	4/8/2010
196885	302 DPTF	912833LQ1	US TREASURY STRIP		2/15/2024	4.500	\$ 50,000.00	\$ 27,061.50	\$ 29,029.00	4/30/2010
203859	302 DPTF	912833LQ1	US TREASURY STRIP		2/15/2024	4.268	\$ 50,000.00	\$ 28,920.00	\$ 29,029.00	2/28/2011
181170	302 DPTF	912833LR9	US TREASURY STRIP		5/15/2024	5.190	\$ 50,000.00	\$ 20,972.50	\$ 28,609.50	5/31/2007
181418	302 DPTF	912833LR9	US TREASURY STRIP		5/15/2024	5.425	\$ 50,000.00	\$ 20,250.50	\$ 28,609.50	6/26/2007
181559	302 DPTF	912833LR9	US TREASURY STRIP		5/15/2024	5.297	\$ 50,000.00	\$ 20,710.00	\$ 28,609.50	7/6/2007

PGM: INVS\_MONTHEND\_INVENTORY  
 SOURCE: VisualQED  
 MODEL: INVENTORY  
 BASIS: SETTLEMENT  
 AS-OF: 3/31/2011

**JOSH MANDEL  
 TREASURER, STATE OF OHIO**

INVESTMENT INVENTORY  
 SETTLED POSITIONS AS OF: 3/31/11

INVT#	FUND	CUSIP	DESCRIPTION	RATE	MATURITY	YIELD	PAR AMOUNT	BOOK VALUE	MARKET VALUE	1ST PUR
181865	302 DPTF	912833LR9	US TREASURY STRIP		5/15/2024	5.210	\$ 100,000.00	\$ 42,158.00	\$ 57,219.00	7/30/2007
182555	302 DPTF	912833LR9	US TREASURY STRIP		5/15/2024	5.149	\$ 100,000.00	\$ 42,920.00	\$ 57,219.00	9/25/2007
186423	302 DPTF	912833LR9	US TREASURY STRIP		5/15/2024	4.700	\$ 50,000.00	\$ 23,813.00	\$ 28,609.50	5/27/2008
186668	302 DPTF	912833LR9	US TREASURY STRIP		5/15/2024	4.193	\$ 25,000.00	\$ 12,905.75	\$ 14,304.75	6/9/2008
187231	302 DPTF	912833LR9	US TREASURY STRIP		5/15/2024	4.638	\$ 10,000.00	\$ 4,836.00	\$ 5,721.90	7/11/2008
192220	302 DPTF	912833LR9	US TREASURY STRIP		5/15/2024	4.542	\$ 150,000.00	\$ 76,455.00	\$ 85,828.50	5/13/2009
193238	302 DPTF	912833LR9	US TREASURY STRIP		5/15/2024	4.696	\$ 50,000.00	\$ 25,222.79	\$ 28,609.50	8/18/2009
197104	302 DPTF	912833LR9	US TREASURY STRIP		5/15/2024	4.298	\$ 306,000.00	\$ 168,631.09	\$ 175,090.14	5/11/2010
197198	302 DPTF	912833LR9	US TREASURY STRIP		5/15/2024	4.344	\$ 25,000.00	\$ 13,696.00	\$ 14,304.75	5/14/2010
198378	302 DPTF	912833LR9	US TREASURY STRIP		5/15/2024	3.925	\$ 50,000.00	\$ 29,157.50	\$ 28,609.50	6/30/2010
198705	302 DPTF	912833LR9	US TREASURY STRIP		5/15/2024	3.943	\$ 100,000.00	\$ 58,250.00	\$ 57,219.00	7/13/2010
186337	305 DPTF	912833LR9	US TREASURY STRIP		5/15/2024	4.764	\$ 7,538,000.00	\$ 3,552,131.74	\$ 4,313,168.22	5/22/2008
178336	302 DPTF	912833LS7	US TREASURY STRIP		8/15/2024	4.920	\$ 50,000.00	\$ 20,983.50	\$ 28,192.50	10/4/2006
178590	302 DPTF	912833LS7	US TREASURY STRIP		8/15/2024	5.074	\$ 138,000.00	\$ 56,549.64	\$ 77,811.30	10/26/2006
179000	302 DPTF	912833LS7	US TREASURY STRIP		8/15/2024	4.815	\$ 50,000.00	\$ 21,524.00	\$ 28,192.50	11/28/2006
182224	302 DPTF	912833LS7	US TREASURY STRIP		8/15/2024	5.100	\$ 100,000.00	\$ 42,556.00	\$ 56,385.00	8/28/2007
182760	302 DPTF	912833LS7	US TREASURY STRIP		8/15/2024	4.973	\$ 100,000.00	\$ 43,684.00	\$ 56,385.00	10/5/2007
188071	302 DPTF	912833LS7	US TREASURY STRIP		8/15/2024	4.352	\$ 50,000.00	\$ 25,200.00	\$ 28,192.50	9/15/2008
193257	302 DPTF	912833LS7	US TREASURY STRIP		8/15/2024	4.636	\$ 100,000.00	\$ 50,300.25	\$ 56,385.00	8/18/2009
199564	302 DPTF	912833LS7	US TREASURY STRIP		8/15/2024	3.770	\$ 50,000.00	\$ 29,634.00	\$ 28,192.50	8/13/2010
200627	302 DPTF	912833LS7	US TREASURY STRIP		8/15/2024	3.570	\$ 100,000.00	\$ 61,168.00	\$ 56,385.00	9/24/2010
188166	305 DPTF	912833LS7	US TREASURY STRIP		8/15/2024	4.197	\$ 576,000.00	\$ 297,624.96	\$ 324,777.60	9/22/2008
179298	302 DPTF	912833LT5	US TREASURY STRIP		11/15/2024	4.840	\$ 250,000.00	\$ 106,165.00	\$ 138,775.00	12/18/2006
183734	302 DPTF	912833LT5	US TREASURY STRIP		11/15/2024	4.582	\$ 50,000.00	\$ 23,205.00	\$ 27,755.00	12/5/2007
183941	302 DPTF	912833LT5	US TREASURY STRIP		11/15/2024	4.890	\$ 100,000.00	\$ 44,185.00	\$ 55,510.00	12/19/2007
184231	302 DPTF	912833LT5	US TREASURY STRIP		11/15/2024	4.564	\$ 150,000.00	\$ 70,140.00	\$ 83,265.00	1/10/2008
189218	302 DPTF	912833LT5	US TREASURY STRIP		11/15/2024	4.400	\$ 100,000.00	\$ 49,875.00	\$ 55,510.00	11/21/2008
189264	302 DPTF	912833LT5	US TREASURY STRIP		11/15/2024	4.133	\$ 5,000.00	\$ 2,600.00	\$ 2,775.50	11/21/2008
189963	302 DPTF	912833LT5	US TREASURY STRIP		11/15/2024	3.602	\$ 250,000.00	\$ 142,012.50	\$ 138,775.00	1/12/2009
190251	302 DPTF	912833LT5	US TREASURY STRIP		11/15/2024	4.070	\$ 100,000.00	\$ 52,959.00	\$ 55,510.00	2/4/2009
194197	302 DPTF	912833LT5	US TREASURY STRIP		11/15/2024	4.438	\$ 100,000.00	\$ 51,822.00	\$ 55,510.00	11/24/2009
194730	302 DPTF	912833LT5	US TREASURY STRIP		11/15/2024	4.556	\$ 50,000.00	\$ 25,675.50	\$ 27,755.00	1/28/2010
201936	302 DPTF	912833LT5	US TREASURY STRIP		11/15/2024	3.810	\$ 50,000.00	\$ 29,484.00	\$ 27,755.00	11/17/2010
202151	302 DPTF	912833LT5	US TREASURY STRIP		11/15/2024	3.939	\$ 50,000.00	\$ 28,988.50	\$ 27,755.00	11/24/2010
203391	302 DPTF	912833LT5	US TREASURY STRIP		11/15/2024	4.361	\$ 100,000.00	\$ 55,167.00	\$ 55,510.00	1/31/2011
180372	302 DPTF	912833LU2	US TREASURY STRIP		2/15/2025	4.990	\$ 50,000.00	\$ 20,723.00	\$ 27,341.50	4/3/2007
180524	302 DPTF	912833LU2	US TREASURY STRIP		2/15/2025	5.103	\$ 100,000.00	\$ 40,692.00	\$ 54,683.00	4/12/2007
180740	302 DPTF	912833LU2	US TREASURY STRIP		2/15/2025	4.980	\$ 100,000.00	\$ 41,671.00	\$ 54,683.00	4/30/2007
184842	302 DPTF	912833LU2	US TREASURY STRIP		2/15/2025	4.830	\$ 10,000.00	\$ 4,450.19	\$ 5,468.30	2/28/2008
185232	302 DPTF	912833LU2	US TREASURY STRIP		2/15/2025	4.470	\$ 10,000.00	\$ 4,740.00	\$ 5,468.30	3/27/2008
185275	302 DPTF	912833LU2	US TREASURY STRIP		2/15/2025	4.440	\$ 50,000.00	\$ 23,820.50	\$ 27,341.50	3/28/2008
185601	302 DPTF	912833LU2	US TREASURY STRIP		2/15/2025	4.460	\$ 50,000.00	\$ 23,797.00	\$ 27,341.50	4/16/2008
185623	302 DPTF	912833LU2	US TREASURY STRIP		2/15/2025	4.408	\$ 10,000.00	\$ 4,800.00	\$ 5,468.30	4/16/2008
185887	302 DPTF	912833LU2	US TREASURY STRIP		2/15/2025	4.780	\$ 25,000.00	\$ 11,305.75	\$ 13,670.75	4/28/2008
190601	302 DPTF	912833LU2	US TREASURY STRIP		2/15/2025	3.959	\$ 50,000.00	\$ 26,736.50	\$ 27,341.50	2/27/2009
190832	302 DPTF	912833LU2	US TREASURY STRIP		2/15/2025	4.090	\$ 50,000.00	\$ 26,256.50	\$ 27,341.50	3/20/2009
190958	302 DPTF	912833LU2	US TREASURY STRIP		2/15/2025	4.025	\$ 100,000.00	\$ 53,103.00	\$ 54,683.00	3/30/2009
191124	302 DPTF	912833LU2	US TREASURY STRIP		2/15/2025	3.809	\$ 5,000.00	\$ 2,734.15	\$ 2,734.15	4/13/2009
191215	302 DPTF	912833LU2	US TREASURY STRIP		2/15/2025	4.085	\$ 50,000.00	\$ 26,355.50	\$ 27,341.50	4/16/2009
191862	302 DPTF	912833LU2	US TREASURY STRIP		2/15/2025	4.072	\$ 50,000.00	\$ 26,435.00	\$ 27,341.50	4/24/2009
194861	302 DPTF	912833LU2	US TREASURY STRIP		2/15/2025	4.690	\$ 100,000.00	\$ 49,845.00	\$ 54,683.00	2/8/2010
195185	302 DPTF	912833LU2	US TREASURY STRIP		2/15/2025	4.679	\$ 50,000.00	\$ 25,037.00	\$ 27,341.50	3/3/2010
195392	302 DPTF	912833LU2	US TREASURY STRIP		2/15/2025	4.724	\$ 100,000.00	\$ 49,804.00	\$ 54,683.00	3/12/2010
195861	302 DPTF	912833LU2	US TREASURY STRIP		2/15/2025	4.883	\$ 50,000.00	\$ 24,416.00	\$ 27,341.50	4/8/2010
196886	302 DPTF	912833LU2	US TREASURY STRIP		2/15/2025	4.595	\$ 50,000.00	\$ 25,530.00	\$ 27,341.50	4/30/2010
203860	302 DPTF	912833LU2	US TREASURY STRIP		2/15/2025	4.413	\$ 50,000.00	\$ 27,180.00	\$ 27,341.50	2/28/2011
181171	302 DPTF	912833LV0	US TREASURY STRIP		5/15/2025	5.180	\$ 50,000.00	\$ 19,959.50	\$ 26,933.50	5/31/2007

PGM: INVS\_MONTHEND\_INVENTORY  
 SOURCE: VisualQED  
 MODEL: INVENTORY  
 BASIS: SETTLEMENT  
 AS-OF: 3/31/2011

**JOSH MANDEL**  
**TREASURER, STATE OF OHIO**

INVESTMENT INVENTORY  
 SETTLED POSITIONS AS OF: 3/31/11

INVT#	FUND	CUSIP	DESCRIPTION	RATE	MATURITY	YIELD	PAR AMOUNT	BOOK VALUE	MARKET VALUE	1ST PUR
181419	302 DPTF	912833LV0	US TREASURY STRIP		5/15/2025	5.415	\$ 50,000.00	\$ 19,228.50	\$ 26,933.50	6/26/2007
181560	302 DPTF	912833LV0	US TREASURY STRIP		5/15/2025	5.292	\$ 50,000.00	\$ 19,671.00	\$ 26,933.50	7/6/2007
181866	302 DPTF	912833LV0	US TREASURY STRIP		5/15/2025	5.205	\$ 100,000.00	\$ 40,080.00	\$ 53,867.00	7/30/2007
186424	302 DPTF	912833LV0	US TREASURY STRIP		5/15/2025	4.740	\$ 50,000.00	\$ 22,582.00	\$ 26,933.50	5/27/2008
186669	302 DPTF	912833LV0	US TREASURY STRIP		5/15/2025	4.860	\$ 25,000.00	\$ 11,087.50	\$ 13,466.75	6/9/2008
187232	302 DPTF	912833LV0	US TREASURY STRIP		5/15/2025	4.654	\$ 10,000.00	\$ 4,607.10	\$ 5,386.70	7/11/2008
192221	302 DPTF	912833LV0	US TREASURY STRIP		5/15/2025	4.588	\$ 150,000.00	\$ 72,570.00	\$ 80,800.50	5/13/2009
193239	302 DPTF	912833LV0	US TREASURY STRIP		5/15/2025	4.731	\$ 50,000.00	\$ 23,949.52	\$ 26,933.50	8/18/2009
197106	302 DPTF	912833LV0	US TREASURY STRIP		5/15/2025	4.379	\$ 306,000.00	\$ 159,702.01	\$ 164,833.02	5/11/2010
197199	302 DPTF	912833LV0	US TREASURY STRIP		5/15/2025	4.417	\$ 25,000.00	\$ 12,980.00	\$ 13,466.75	5/14/2010
198379	302 DPTF	912833LV0	US TREASURY STRIP		5/15/2025	3.997	\$ 50,000.00	\$ 27,752.50	\$ 26,933.50	6/30/2010
198708	302 DPTF	912833LV0	US TREASURY STRIP		5/15/2025	4.026	\$ 100,000.00	\$ 55,350.00	\$ 53,867.00	7/13/2010
186338	305 DPTF	912833LV0	US TREASURY STRIP		5/15/2025	4.811	\$ 7,538,000.00	\$ 3,362,475.66	\$ 4,060,494.46	5/22/2008
178337	302 DPTF	912833LW8	US TREASURY STRIP		8/15/2025	4.910	\$ 50,000.00	\$ 20,025.00	\$ 26,506.00	10/4/2006
178591	302 DPTF	912833LW8	US TREASURY STRIP		8/15/2025	5.060	\$ 138,000.00	\$ 53,924.88	\$ 73,156.56	10/26/2006
179001	302 DPTF	912833LW8	US TREASURY STRIP		8/15/2025	4.805	\$ 50,000.00	\$ 20,561.50	\$ 26,506.00	11/28/2006
182225	302 DPTF	912833LW8	US TREASURY STRIP		8/15/2025	5.110	\$ 100,000.00	\$ 40,395.00	\$ 53,012.00	8/28/2007
182556	302 DPTF	912833LW8	US TREASURY STRIP		8/15/2025	5.146	\$ 100,000.00	\$ 40,300.00	\$ 53,012.00	9/25/2007
182761	302 DPTF	912833LW8	US TREASURY STRIP		8/15/2025	4.972	\$ 100,000.00	\$ 41,591.00	\$ 53,012.00	10/5/2007
188072	302 DPTF	912833LW8	US TREASURY STRIP		8/15/2025	4.412	\$ 50,000.00	\$ 23,900.00	\$ 26,506.00	9/15/2008
193258	302 DPTF	912833LW8	US TREASURY STRIP		8/15/2025	4.700	\$ 100,000.00	\$ 47,575.25	\$ 53,012.00	8/18/2009
199566	302 DPTF	912833LW8	US TREASURY STRIP		8/15/2025	3.850	\$ 50,000.00	\$ 28,213.50	\$ 26,506.00	8/13/2010
200628	302 DPTF	912833LW8	US TREASURY STRIP		8/15/2025	3.660	\$ 100,000.00	\$ 58,269.00	\$ 53,012.00	9/24/2010
188167	305 DPTF	912833LW8	US TREASURY STRIP		8/15/2025	4.245	\$ 576,000.00	\$ 283,253.76	\$ 305,349.12	9/22/2008
179299	302 DPTF	912833LX6	US TREASURY STRIP		11/15/2025	4.835	\$ 250,000.00	\$ 101,300.00	\$ 130,530.00	12/18/2006
179705	302 DPTF	912833LX6	US TREASURY STRIP		11/15/2025	5.145	\$ 150,000.00	\$ 57,760.50	\$ 78,318.00	1/31/2007
183735	302 DPTF	912833LX6	US TREASURY STRIP		11/15/2025	4.601	\$ 50,000.00	\$ 22,105.00	\$ 26,106.00	12/5/2007
183942	302 DPTF	912833LX6	US TREASURY STRIP		11/15/2025	4.890	\$ 100,000.00	\$ 42,101.00	\$ 52,212.00	12/19/2007
184232	302 DPTF	912833LX6	US TREASURY STRIP		11/15/2025	4.570	\$ 150,000.00	\$ 66,975.00	\$ 78,318.00	1/10/2008
189219	302 DPTF	912833LX6	US TREASURY STRIP		11/15/2025	4.500	\$ 100,000.00	\$ 46,964.00	\$ 52,212.00	11/21/2008
189266	302 DPTF	912833LX6	US TREASURY STRIP		11/15/2025	4.369	\$ 5,000.00	\$ 2,400.00	\$ 2,610.60	11/21/2008
189964	302 DPTF	912833LX6	US TREASURY STRIP		11/15/2025	3.580	\$ 250,000.00	\$ 137,542.50	\$ 130,530.00	1/12/2009
190252	302 DPTF	912833LX6	US TREASURY STRIP		11/15/2025	3.935	\$ 100,000.00	\$ 52,010.00	\$ 52,212.00	2/4/2009
194198	302 DPTF	912833LX6	US TREASURY STRIP		11/15/2025	4.477	\$ 100,000.00	\$ 49,295.00	\$ 52,212.00	11/24/2009
194731	302 DPTF	912833LX6	US TREASURY STRIP		11/15/2025	4.631	\$ 50,000.00	\$ 24,260.00	\$ 26,106.00	1/28/2010
201937	302 DPTF	912833LX6	US TREASURY STRIP		11/15/2025	3.960	\$ 50,000.00	\$ 27,772.50	\$ 26,106.00	11/17/2010
202152	302 DPTF	912833LX6	US TREASURY STRIP		11/15/2025	4.070	\$ 50,000.00	\$ 27,348.50	\$ 26,106.00	11/24/2010
203392	302 DPTF	912833LX6	US TREASURY STRIP		11/15/2025	4.466	\$ 100,000.00	\$ 52,041.00	\$ 52,212.00	1/31/2011
180373	302 DPTF	912833LY4	US TREASURY STRIP		2/15/2026	4.970	\$ 50,000.00	\$ 19,799.00	\$ 25,705.50	4/3/2007
180525	302 DPTF	912833LY4	US TREASURY STRIP		2/15/2026	5.080	\$ 100,000.00	\$ 38,853.00	\$ 51,411.00	4/12/2007
180741	302 DPTF	912833LY4	US TREASURY STRIP		2/15/2026	4.965	\$ 100,000.00	\$ 39,780.00	\$ 51,411.00	4/30/2007
184843	302 DPTF	912833LY4	US TREASURY STRIP		2/15/2026	4.870	\$ 10,000.00	\$ 4,213.13	\$ 5,141.10	2/28/2008
185233	302 DPTF	912833LY4	US TREASURY STRIP		2/15/2026	4.495	\$ 10,000.00	\$ 4,515.00	\$ 5,141.10	3/27/2008
185276	302 DPTF	912833LY4	US TREASURY STRIP		2/15/2026	4.470	\$ 50,000.00	\$ 22,677.50	\$ 25,705.50	3/28/2008
185602	302 DPTF	912833LY4	US TREASURY STRIP		2/15/2026	4.480	\$ 50,000.00	\$ 22,691.00	\$ 25,705.50	4/16/2008
185624	302 DPTF	912833LY4	US TREASURY STRIP		2/15/2026	4.452	\$ 10,000.00	\$ 4,560.00	\$ 5,141.10	4/16/2008
185888	302 DPTF	912833LY4	US TREASURY STRIP		2/15/2026	4.790	\$ 25,000.00	\$ 10,765.25	\$ 12,852.75	4/28/2008
190602	302 DPTF	912833LY4	US TREASURY STRIP		2/15/2026	3.851	\$ 50,000.00	\$ 26,175.00	\$ 25,705.50	2/27/2009
190833	302 DPTF	912833LY4	US TREASURY STRIP		2/15/2026	4.000	\$ 50,000.00	\$ 25,593.50	\$ 25,705.50	3/20/2009
190959	302 DPTF	912833LY4	US TREASURY STRIP		2/15/2026	3.937	\$ 100,000.00	\$ 51,783.00	\$ 51,411.00	3/30/2009
191125	302 DPTF	912833LY4	US TREASURY STRIP		2/15/2026	3.805	\$ 5,000.00	\$ 2,650.00	\$ 2,570.55	4/13/2009
191216	302 DPTF	912833LY4	US TREASURY STRIP		2/15/2026	4.056	\$ 50,000.00	\$ 25,434.50	\$ 25,705.50	4/16/2009
191863	302 DPTF	912833LY4	US TREASURY STRIP		2/15/2026	4.018	\$ 50,000.00	\$ 25,615.00	\$ 25,705.50	4/24/2009
194862	302 DPTF	912833LY4	US TREASURY STRIP		2/15/2026	4.750	\$ 100,000.00	\$ 47,142.00	\$ 51,411.00	2/8/2010
195186	302 DPTF	912833LY4	US TREASURY STRIP		2/15/2026	4.738	\$ 50,000.00	\$ 23,685.00	\$ 25,705.50	3/3/2010
195393	302 DPTF	912833LY4	US TREASURY STRIP		2/15/2026	4.789	\$ 100,000.00	\$ 47,053.00	\$ 51,411.00	3/12/2010
195862	302 DPTF	912833LY4	US TREASURY STRIP		2/15/2026	4.917	\$ 50,000.00	\$ 23,146.50	\$ 25,705.50	4/8/2010



PGM: INVS\_MONTHEND\_INVENTORY  
 SOURCE: VisualQED  
 MODEL: INVENTORY  
 BASIS: SETTLEMENT  
 AS-OF: 3/31/2011

**JOSH MANDEL  
 TREASURER, STATE OF OHIO**

INVESTMENT INVENTORY  
 SETTLED POSITIONS AS OF: 3/31/11

INVS#	FUND	CUSIP	DESCRIPTION	RATE	MATURITY	YIELD	PAR AMOUNT	BOOK VALUE	MARKET VALUE	1ST PUR
196887	302 DPTF	912833LY4	US TREASURY STRIP		2/15/2026	4.657	\$ 50,000.00	\$ 24,162.00	\$ 25,705.50	4/30/2010
203861	302 DPTF	912833LY4	US TREASURY STRIP		2/15/2026	4.531	\$ 50,000.00	\$ 25,573.50	\$ 25,705.50	2/28/2011
181172	302 DPTF	912833LZ1	US TREASURY STRIP		5/15/2026	5.165	\$ 50,000.00	\$ 19,017.50	\$ 25,337.00	5/31/2007
181420	302 DPTF	912833LZ1	US TREASURY STRIP		5/15/2026	5.390	\$ 50,000.00	\$ 18,312.00	\$ 25,337.00	6/26/2007
181561	302 DPTF	912833LZ1	US TREASURY STRIP		5/15/2026	5.265	\$ 50,000.00	\$ 18,763.50	\$ 25,337.00	7/6/2007
181867	302 DPTF	912833LZ1	US TREASURY STRIP		5/15/2026	5.118	\$ 100,000.00	\$ 38,682.00	\$ 50,674.00	7/30/2007
186425	302 DPTF	912833LZ1	US TREASURY STRIP		5/15/2026	4.770	\$ 50,000.00	\$ 21,435.50	\$ 25,337.00	5/27/2008
186670	302 DPTF	912833LZ1	US TREASURY STRIP		5/15/2026	4.885	\$ 25,000.00	\$ 10,521.50	\$ 12,668.50	6/9/2008
187233	302 DPTF	912833LZ1	US TREASURY STRIP		5/15/2026	4.686	\$ 10,000.00	\$ 4,375.40	\$ 5,067.40	7/11/2008
192223	302 DPTF	912833LZ1	US TREASURY STRIP		5/15/2026	4.569	\$ 150,000.00	\$ 69,570.00	\$ 76,011.00	5/13/2009
193240	302 DPTF	912833LZ1	US TREASURY STRIP		5/15/2026	4.741	\$ 50,000.00	\$ 22,818.09	\$ 25,337.00	8/18/2009
197107	302 DPTF	912833LZ1	US TREASURY STRIP		5/15/2026	4.404	\$ 306,000.00	\$ 152,333.53	\$ 155,062.44	5/11/2010
197200	302 DPTF	912833LZ1	US TREASURY STRIP		5/15/2026	4.422	\$ 25,000.00	\$ 12,415.50	\$ 12,668.50	5/14/2010
198380	302 DPTF	912833LZ1	US TREASURY STRIP		5/15/2026	4.006	\$ 50,000.00	\$ 26,638.50	\$ 25,337.00	6/30/2010
198709	302 DPTF	912833LZ1	US TREASURY STRIP		5/15/2026	4.073	\$ 100,000.00	\$ 52,800.00	\$ 50,674.00	7/13/2010
186339	305 DPTF	912833LZ1	US TREASURY STRIP		5/15/2026	4.846	\$ 7,538,000.00	\$ 3,186,689.50	\$ 3,819,806.12	5/22/2008
178592	302 DPTF	912833PA2	US TREASURY STRIP		8/15/2026	5.052	\$ 138,000.00	\$ 51,376.02	\$ 68,931.00	10/26/2006
182226	302 DPTF	912833PA2	US TREASURY STRIP		8/15/2026	5.100	\$ 100,000.00	\$ 38,478.00	\$ 49,950.00	8/28/2007
182557	302 DPTF	912833PA2	US TREASURY STRIP		8/15/2026	5.162	\$ 100,000.00	\$ 38,190.00	\$ 49,950.00	9/25/2007
182762	302 DPTF	912833PA2	US TREASURY STRIP		8/15/2026	4.963	\$ 100,000.00	\$ 39,670.00	\$ 49,950.00	10/5/2007
188073	302 DPTF	912833PA2	US TREASURY STRIP		8/15/2026	4.450	\$ 50,000.00	\$ 22,725.00	\$ 24,975.00	9/15/2008
193259	302 DPTF	912833PA2	US TREASURY STRIP		8/15/2026	4.685	\$ 100,000.00	\$ 45,523.25	\$ 49,950.00	8/18/2009
199565	302 DPTF	912833PA2	US TREASURY STRIP		8/15/2026	3.915	\$ 50,000.00	\$ 26,882.00	\$ 24,975.00	8/13/2010
200629	302 DPTF	912833PA2	US TREASURY STRIP		8/15/2026	3.730	\$ 100,000.00	\$ 55,583.00	\$ 49,950.00	9/24/2010
188168	305 DPTF	912833PA2	US TREASURY STRIP		8/15/2026	4.285	\$ 576,000.00	\$ 269,706.24	\$ 287,712.00	9/22/2008
183736	302 DPTF	912833PB0	US TREASURY STRIP		11/15/2026	4.605	\$ 50,000.00	\$ 21,105.00	\$ 24,623.00	12/5/2007
183943	302 DPTF	912833PB0	US TREASURY STRIP		11/15/2026	4.553	\$ 100,000.00	\$ 42,689.00	\$ 49,246.00	12/19/2007
184233	302 DPTF	912833PB0	US TREASURY STRIP		11/15/2026	4.554	\$ 150,000.00	\$ 64,200.00	\$ 73,869.00	1/10/2008
189220	302 DPTF	912833PB0	US TREASURY STRIP		11/15/2026	4.540	\$ 100,000.00	\$ 44,605.00	\$ 49,246.00	11/21/2008
189267	302 DPTF	912833PB0	US TREASURY STRIP		11/15/2026	4.490	\$ 5,000.00	\$ 2,250.00	\$ 2,462.30	11/21/2008
189965	302 DPTF	912833PB0	US TREASURY STRIP		11/15/2026	3.610	\$ 250,000.00	\$ 132,050.00	\$ 123,115.00	1/12/2009
190254	302 DPTF	912833PB0	US TREASURY STRIP		11/15/2026	3.970	\$ 100,000.00	\$ 49,718.00	\$ 49,246.00	2/4/2009
194199	302 DPTF	912833PB0	US TREASURY STRIP		11/15/2026	4.504	\$ 100,000.00	\$ 46,951.00	\$ 49,246.00	11/24/2009
194732	302 DPTF	912833PB0	US TREASURY STRIP		11/15/2026	4.668	\$ 50,000.00	\$ 23,034.00	\$ 24,623.00	1/28/2010
201938	302 DPTF	912833PB0	US TREASURY STRIP		11/15/2026	4.110	\$ 50,000.00	\$ 26,084.00	\$ 24,623.00	11/17/2010
202153	302 DPTF	912833PB0	US TREASURY STRIP		11/15/2026	4.216	\$ 50,000.00	\$ 25,675.00	\$ 24,623.00	11/24/2010
203393	302 DPTF	912833PB0	US TREASURY STRIP		11/15/2026	4.603	\$ 100,000.00	\$ 48,751.00	\$ 49,246.00	1/31/2011
185625	302 DPTF	912803BK8	US TREASURY STRIP (P)		2/15/2027	4.457	\$ 10,000.00	\$ 4,360.00	\$ 4,943.70	4/16/2008
184844	302 DPTF	912833PC8	US TREASURY STRIP		2/15/2027	4.900	\$ 10,000.00	\$ 3,992.97	\$ 4,858.50	2/28/2008
185234	302 DPTF	912833PC8	US TREASURY STRIP		2/15/2027	4.456	\$ 10,000.00	\$ 4,350.00	\$ 4,858.50	3/27/2008
185277	302 DPTF	912833PC8	US TREASURY STRIP		2/15/2027	4.460	\$ 50,000.00	\$ 21,736.50	\$ 24,292.50	3/28/2008
185603	302 DPTF	912833PC8	US TREASURY STRIP		2/15/2027	4.500	\$ 50,000.00	\$ 21,628.00	\$ 24,292.50	4/16/2008
185889	302 DPTF	912833PC8	US TREASURY STRIP		2/15/2027	4.680	\$ 25,000.00	\$ 10,477.25	\$ 12,146.25	4/28/2008
190603	302 DPTF	912833PC8	US TREASURY STRIP		2/15/2027	3.926	\$ 50,000.00	\$ 24,864.00	\$ 24,292.50	2/27/2009
190836	302 DPTF	912833PC8	US TREASURY STRIP		2/15/2027	4.040	\$ 50,000.00	\$ 24,427.50	\$ 24,292.50	3/20/2009
190960	302 DPTF	912833PC8	US TREASURY STRIP		2/15/2027	4.007	\$ 100,000.00	\$ 49,194.00	\$ 48,585.00	3/30/2009
191126	302 DPTF	912833PC8	US TREASURY STRIP		2/15/2027	3.810	\$ 5,000.00	\$ 2,550.00	\$ 2,429.25	4/13/2009
191217	302 DPTF	912833PC8	US TREASURY STRIP		2/15/2027	4.061	\$ 50,000.00	\$ 24,411.50	\$ 24,292.50	4/16/2009
191864	302 DPTF	912833PC8	US TREASURY STRIP		2/15/2027	4.030	\$ 50,000.00	\$ 24,565.00	\$ 24,292.50	4/24/2009
194863	302 DPTF	912833PC8	US TREASURY STRIP		2/15/2027	4.800	\$ 100,000.00	\$ 44,608.00	\$ 48,585.00	2/8/2010
195187	302 DPTF	912833PC8	US TREASURY STRIP		2/15/2027	4.789	\$ 50,000.00	\$ 22,413.00	\$ 24,292.50	3/3/2010
195394	302 DPTF	912833PC8	US TREASURY STRIP		2/15/2027	4.852	\$ 100,000.00	\$ 44,414.00	\$ 48,585.00	3/12/2010
195863	302 DPTF	912833PC8	US TREASURY STRIP		2/15/2027	4.963	\$ 50,000.00	\$ 21,881.50	\$ 24,292.50	4/8/2010
196888	302 DPTF	912833PC8	US TREASURY STRIP		2/15/2027	4.705	\$ 50,000.00	\$ 22,895.50	\$ 24,292.50	4/30/2010
203862	302 DPTF	912833PC8	US TREASURY STRIP		2/15/2027	4.630	\$ 50,000.00	\$ 24,078.50	\$ 24,292.50	2/28/2011
186426	302 DPTF	912833PD6	US TREASURY STRIP		5/15/2027	4.790	\$ 50,000.00	\$ 20,372.50	\$ 23,946.00	5/27/2008
186671	302 DPTF	912833PD6	US TREASURY STRIP		5/15/2027	4.900	\$ 25,000.00	\$ 9,998.00	\$ 11,973.00	6/9/2008

PGM: INVS\_MONTHEND\_INVENTORY  
 SOURCE: VisualQED  
 MODEL: INVENTORY  
 BASIS: SETTLEMENT  
 AS-OF: 3/31/2011

**JOSH MANDEL  
 TREASURER, STATE OF OHIO**

INVESTMENT INVENTORY  
 SETTLED POSITIONS AS OF: 3/31/11

INVT#	FUND	CUSIP	DESCRIPTION	RATE	MATURITY	YIELD	PAR AMOUNT	BOOK VALUE	MARKET VALUE	1ST PUR
187234	302 DPTF	912833PD6	US TREASURY STRIP		5/15/2027	4.703	\$ 10,000.00	\$ 4,164.30	\$ 4,789.20	7/11/2008
192222	302 DPTF	912833PD6	US TREASURY STRIP		5/15/2027	4.575	\$ 150,000.00	\$ 66,435.00	\$ 71,838.00	5/13/2009
193241	302 DPTF	912833PD6	US TREASURY STRIP		5/15/2027	4.717	\$ 50,000.00	\$ 21,864.33	\$ 23,946.00	8/18/2009
197109	302 DPTF	912833PD6	US TREASURY STRIP		5/15/2027	4.441	\$ 306,000.00	\$ 144,946.69	\$ 146,549.52	5/11/2010
197201	302 DPTF	912833PD6	US TREASURY STRIP		5/15/2027	4.467	\$ 25,000.00	\$ 11,795.50	\$ 11,973.00	5/14/2010
198381	302 DPTF	912833PD6	US TREASURY STRIP		5/15/2027	4.041	\$ 50,000.00	\$ 25,454.50	\$ 23,946.00	6/30/2010
198710	302 DPTF	912833PD6	US TREASURY STRIP		5/15/2027	4.104	\$ 100,000.00	\$ 50,450.00	\$ 47,892.00	7/13/2010
186340	305 DPTF	912833PD6	US TREASURY STRIP		5/15/2027	4.832	\$ 7,538,000.00	\$ 3,045,578.14	\$ 3,610,098.96	5/22/2008
178593	302 DPTF	912833PE4	US TREASURY STRIP		8/15/2027	5.024	\$ 138,000.00	\$ 49,154.22	\$ 65,173.26	10/26/2006
188074	302 DPTF	912833PE4	US TREASURY STRIP		8/15/2027	4.449	\$ 50,000.00	\$ 21,750.00	\$ 23,613.50	9/15/2008
193260	302 DPTF	912833PE4	US TREASURY STRIP		8/15/2027	4.654	\$ 100,000.00	\$ 43,702.25	\$ 47,227.00	8/18/2009
199567	302 DPTF	912833PE4	US TREASURY STRIP		8/15/2027	3.975	\$ 50,000.00	\$ 25,602.50	\$ 23,613.50	8/13/2010
200630	302 DPTF	912833PE4	US TREASURY STRIP		8/15/2027	3.815	\$ 100,000.00	\$ 52,817.00	\$ 47,227.00	9/24/2010
188169	305 DPTF	912833PE4	US TREASURY STRIP		8/15/2027	4.317	\$ 576,000.00	\$ 256,982.40	\$ 272,027.52	9/22/2008
189221	302 DPTF	912833QB9	US TREASURY STRIP		11/15/2027	4.590	\$ 100,000.00	\$ 42,253.00	\$ 46,561.00	11/21/2008
189268	302 DPTF	912833QB9	US TREASURY STRIP		11/15/2027	4.496	\$ 5,000.00	\$ 2,150.00	\$ 2,328.05	11/21/2008
189966	302 DPTF	912833QB9	US TREASURY STRIP		11/15/2027	3.635	\$ 250,000.00	\$ 126,822.50	\$ 116,402.50	1/12/2009
190255	302 DPTF	912833QB9	US TREASURY STRIP		11/15/2027	4.050	\$ 100,000.00	\$ 47,103.00	\$ 46,561.00	2/4/2009
194200	302 DPTF	912833QB9	US TREASURY STRIP		11/15/2027	4.515	\$ 100,000.00	\$ 44,817.00	\$ 46,561.00	11/24/2009
194733	302 DPTF	912833QB9	US TREASURY STRIP		11/15/2027	4.699	\$ 50,000.00	\$ 21,877.50	\$ 23,280.50	11/28/2010
201939	302 DPTF	912833QB9	US TREASURY STRIP		11/15/2027	4.200	\$ 50,000.00	\$ 24,671.50	\$ 23,280.50	11/17/2010
202155	302 DPTF	912833QB9	US TREASURY STRIP		11/15/2027	4.300	\$ 50,000.00	\$ 24,284.50	\$ 23,280.50	11/24/2010
203394	302 DPTF	912833QB9	US TREASURY STRIP		11/15/2027	4.664	\$ 100,000.00	\$ 46,118.00	\$ 46,561.00	1/31/2011
184845	302 DPTF	912833RY8	US TREASURY STRIP		2/15/2028	4.890	\$ 10,000.00	\$ 3,811.70	\$ 4,592.30	2/28/2008
185235	302 DPTF	912833RY8	US TREASURY STRIP		2/15/2028	4.478	\$ 10,000.00	\$ 4,145.00	\$ 4,592.30	3/27/2008
185626	302 DPTF	912833RY8	US TREASURY STRIP		2/15/2028	4.515	\$ 10,000.00	\$ 4,125.00	\$ 4,592.30	4/16/2008
185890	302 DPTF	912833RY8	US TREASURY STRIP		2/15/2028	4.660	\$ 25,000.00	\$ 10,042.25	\$ 11,480.75	4/28/2008
190604	302 DPTF	912833RY8	US TREASURY STRIP		2/15/2028	3.758	\$ 50,000.00	\$ 24,675.00	\$ 22,961.50	2/27/2009
190835	302 DPTF	912833RY8	US TREASURY STRIP		2/15/2028	4.060	\$ 50,000.00	\$ 23,383.00	\$ 22,961.50	3/20/2009
190961	302 DPTF	912833RY8	US TREASURY STRIP		2/15/2028	4.017	\$ 100,000.00	\$ 47,190.00	\$ 45,923.00	3/30/2009
191127	302 DPTF	912833RY8	US TREASURY STRIP		2/15/2028	3.822	\$ 5,000.00	\$ 2,450.00	\$ 2,296.15	4/13/2009
191218	302 DPTF	912833RY8	US TREASURY STRIP		2/15/2028	4.091	\$ 50,000.00	\$ 23,318.00	\$ 22,961.50	4/16/2009
191865	302 DPTF	912833RY8	US TREASURY STRIP		2/15/2028	4.052	\$ 50,000.00	\$ 23,510.00	\$ 22,961.50	4/24/2009
194864	302 DPTF	912833RY8	US TREASURY STRIP		2/15/2028	4.820	\$ 100,000.00	\$ 42,392.00	\$ 45,923.00	2/8/2010
195188	302 DPTF	912833RY8	US TREASURY STRIP		2/15/2028	4.800	\$ 50,000.00	\$ 21,336.00	\$ 22,961.50	3/3/2010
195395	302 DPTF	912833RY8	US TREASURY STRIP		2/15/2028	4.879	\$ 100,000.00	\$ 42,132.00	\$ 45,923.00	3/12/2010
195864	302 DPTF	912833RY8	US TREASURY STRIP		2/15/2028	4.986	\$ 50,000.00	\$ 20,752.00	\$ 22,961.50	4/8/2010
196889	302 DPTF	912833RY8	US TREASURY STRIP		2/15/2028	4.727	\$ 50,000.00	\$ 21,770.00	\$ 22,961.50	4/30/2010
203863	302 DPTF	912833RY8	US TREASURY STRIP		2/15/2028	4.699	\$ 50,000.00	\$ 22,739.50	\$ 22,961.50	2/28/2011
186672	302 DPTF	912833WQ9	US TREASURY STRIP		5/15/2028	4.875	\$ 25,000.00	\$ 9,572.00	\$ 11,326.25	6/9/2008
187235	302 DPTF	912833WQ9	US TREASURY STRIP		5/15/2028	4.680	\$ 10,000.00	\$ 3,993.00	\$ 4,530.50	7/11/2008
192224	302 DPTF	912833WQ9	US TREASURY STRIP		5/15/2028	4.567	\$ 150,000.00	\$ 63,585.00	\$ 67,957.50	5/13/2009
193242	302 DPTF	912833WQ9	US TREASURY STRIP		5/15/2028	4.335	\$ 50,000.00	\$ 22,379.83	\$ 22,652.50	8/18/2009
197110	302 DPTF	912833WQ9	US TREASURY STRIP		5/15/2028	4.477	\$ 306,000.00	\$ 137,853.61	\$ 138,633.30	5/11/2010
197202	302 DPTF	912833WQ9	US TREASURY STRIP		5/15/2028	4.522	\$ 25,000.00	\$ 11,177.00	\$ 11,326.25	5/14/2010
198382	302 DPTF	912833WQ9	US TREASURY STRIP		5/15/2028	4.090	\$ 50,000.00	\$ 24,247.50	\$ 22,652.50	6/30/2010
198711	302 DPTF	912833WQ9	US TREASURY STRIP		5/15/2028	4.133	\$ 100,000.00	\$ 48,200.00	\$ 45,305.00	7/13/2010
186341	305 DPTF	912833WQ9	US TREASURY STRIP		5/15/2028	4.813	\$ 7,538,000.00	\$ 2,914,416.94	\$ 3,415,090.90	5/22/2008
178594	302 DPTF	912833RZ5	US TREASURY STRIP		8/15/2028	5.002	\$ 138,000.00	\$ 46,993.14	\$ 61,687.38	10/26/2006
193261	302 DPTF	912833RZ5	US TREASURY STRIP		8/15/2028	4.663	\$ 100,000.00	\$ 41,670.25	\$ 44,701.00	8/18/2009
199568	302 DPTF	912833RZ5	US TREASURY STRIP		8/15/2028	4.035	\$ 50,000.00	\$ 24,355.00	\$ 23,350.50	8/13/2010
200631	302 DPTF	912833RZ5	US TREASURY STRIP		8/15/2028	3.890	\$ 100,000.00	\$ 50,193.00	\$ 44,701.00	9/24/2010
188170	305 DPTF	912833RZ5	US TREASURY STRIP		8/15/2028	4.299	\$ 576,000.00	\$ 247,104.00	\$ 257,477.76	9/22/2008
189269	302 DPTF	912833WR7	US TREASURY STRIP		11/15/2028	4.389	\$ 5,000.00	\$ 2,100.00	\$ 2,204.70	11/21/2008
194201	302 DPTF	912833WR7	US TREASURY STRIP		11/15/2028	4.531	\$ 100,000.00	\$ 42,737.00	\$ 44,094.00	11/24/2009
194734	302 DPTF	912833WR7	US TREASURY STRIP		11/15/2028	4.716	\$ 50,000.00	\$ 20,819.50	\$ 22,047.00	1/28/2010
201940	302 DPTF	912833WR7	US TREASURY STRIP		11/15/2028	4.270	\$ 50,000.00	\$ 23,377.00	\$ 22,047.00	11/17/2010

PGM: INVS\_MONTHEND\_INVENTORY  
 SOURCE: VisualQED  
 MODEL: INVENTORY  
 BASIS: SETTLEMENT  
 AS-OF: 3/31/2011

**JOSH MANDEL  
 TREASURER, STATE OF OHIO**

INVESTMENT INVENTORY  
 SETTLED POSITIONS AS OF: 3/31/11

INVT#	FUND	CUSIP	DESCRIPTION	RATE	MATURITY	YIELD	PAR AMOUNT	BOOK VALUE	MARKET VALUE	1ST PUR
202156	302 DPTF	912833WR7	US TREASURY STRIP		11/15/2028	4.348	\$ 50,000.00	\$ 23,077.00	\$ 22,047.00	11/24/2010
203395	302 DPTF	912833WR7	US TREASURY STRIP		11/15/2028	4.704	\$ 100,000.00	\$ 43,735.00	\$ 44,094.00	1/31/2011
184846	302 DPTF	912833XN5	US TREASURY STRIP		2/15/2029	4.870	\$ 10,000.00	\$ 3,646.82	\$ 4,354.70	2/28/2008
185236	302 DPTF	912833XN5	US TREASURY STRIP		2/15/2029	4.435	\$ 10,000.00	\$ 4,000.00	\$ 4,354.70	3/27/2008
185627	302 DPTF	912833XN5	US TREASURY STRIP		2/15/2029	4.459	\$ 10,000.00	\$ 3,990.00	\$ 4,354.70	4/16/2008
185891	302 DPTF	912833XN5	US TREASURY STRIP		2/15/2029	4.660	\$ 25,000.00	\$ 9,590.25	\$ 10,886.75	4/28/2008
191128	302 DPTF	912833XN5	US TREASURY STRIP		2/15/2029	3.841	\$ 5,000.00	\$ 2,350.00	\$ 2,177.35	4/13/2009
194865	302 DPTF	912833XN5	US TREASURY STRIP		2/15/2029	4.820	\$ 100,000.00	\$ 40,420.00	\$ 43,547.00	2/8/2010
195189	302 DPTF	912833XN5	US TREASURY STRIP		2/15/2029	4.547	\$ 50,000.00	\$ 21,321.50	\$ 21,773.50	3/3/2010
195396	302 DPTF	912833XN5	US TREASURY STRIP		2/15/2029	4.895	\$ 100,000.00	\$ 40,031.00	\$ 43,547.00	3/12/2010
195865	302 DPTF	912833XN5	US TREASURY STRIP		2/15/2029	5.008	\$ 50,000.00	\$ 19,674.00	\$ 21,773.50	4/8/2010
196890	302 DPTF	912833XN5	US TREASURY STRIP		2/15/2029	4.740	\$ 50,000.00	\$ 20,728.50	\$ 21,773.50	4/30/2010
203864	302 DPTF	912833XN5	US TREASURY STRIP		2/15/2029	4.758	\$ 50,000.00	\$ 21,484.00	\$ 21,773.50	2/28/2011
186673	302 DPTF	912833XS4	US TREASURY STRIP		5/15/2029	4.865	\$ 25,000.00	\$ 9,140.50	\$ 10,732.50	6/9/2008
187236	302 DPTF	912833XS4	US TREASURY STRIP		5/15/2029	4.665	\$ 10,000.00	\$ 3,824.10	\$ 4,293.00	7/11/2008
197112	302 DPTF	912833XS4	US TREASURY STRIP		5/15/2029	4.490	\$ 306,000.00	\$ 131,543.89	\$ 131,365.80	5/11/2010
197204	302 DPTF	912833XS4	US TREASURY STRIP		5/15/2029	4.557	\$ 25,000.00	\$ 10,619.00	\$ 10,732.50	5/14/2010
198383	302 DPTF	912833XS4	US TREASURY STRIP		5/15/2029	4.148	\$ 50,000.00	\$ 23,037.00	\$ 21,465.00	6/30/2010
198712	302 DPTF	912833XS4	US TREASURY STRIP		5/15/2029	4.188	\$ 100,000.00	\$ 45,800.00	\$ 42,930.00	7/13/2010
186343	305 DPTF	912833XS4	US TREASURY STRIP		5/15/2029	4.825	\$ 7,538,000.00	\$ 2,772,174.88	\$ 3,236,063.40	5/22/2008
178595	302 DPTF	912833XP0	US TREASURY STRIP		8/15/2029	4.988	\$ 138,000.00	\$ 44,867.94	\$ 58,513.38	10/26/2006
199569	302 DPTF	912833XP0	US TREASURY STRIP		8/15/2029	4.095	\$ 50,000.00	\$ 23,141.00	\$ 21,200.50	8/13/2010
200632	302 DPTF	912833XP0	US TREASURY STRIP		8/15/2029	3.940	\$ 100,000.00	\$ 47,851.00	\$ 42,401.00	9/24/2010
188171	305 DPTF	912833XP0	US TREASURY STRIP		8/15/2029	4.290	\$ 576,000.00	\$ 237,248.64	\$ 244,229.76	9/22/2008
189270	302 DPTF	912833XT2	US TREASURY STRIP		11/15/2029	4.384	\$ 5,000.00	\$ 2,012.50	\$ 2,090.15	11/21/2008
201941	302 DPTF	912833XT2	US TREASURY STRIP		11/15/2029	4.360	\$ 50,000.00	\$ 22,038.00	\$ 20,901.50	11/17/2010
202157	302 DPTF	912833XT2	US TREASURY STRIP		11/15/2029	4.423	\$ 50,000.00	\$ 21,799.50	\$ 20,901.50	11/24/2010
203396	302 DPTF	912833XT2	US TREASURY STRIP		11/15/2029	4.750	\$ 100,000.00	\$ 41,397.00	\$ 41,803.00	1/31/2011
184847	302 DPTF	912833XX3	US TREASURY STRIP		2/15/1930	4.860	\$ 10,000.00	\$ 3,482.97	\$ 4,122.50	2/28/2008
185237	302 DPTF	912833XX3	US TREASURY STRIP		2/15/1930	4.470	\$ 10,000.00	\$ 3,800.00	\$ 4,122.50	3/27/2008
185628	302 DPTF	912833XX3	US TREASURY STRIP		2/15/1930	4.481	\$ 10,000.00	\$ 3,800.00	\$ 4,122.50	4/16/2008
185892	302 DPTF	912833XX3	US TREASURY STRIP		2/15/1930	4.630	\$ 25,000.00	\$ 9,217.25	\$ 10,306.25	4/28/2008
191130	302 DPTF	912833XX3	US TREASURY STRIP		2/15/1930	3.868	\$ 5,000.00	\$ 2,250.00	\$ 2,061.25	4/13/2009
203865	302 DPTF	912833XX3	US TREASURY STRIP		2/15/1930	4.808	\$ 50,000.00	\$ 20,308.00	\$ 20,612.50	2/28/2011
186674	302 DPTF	912833XU9	US TREASURY STRIP		5/15/1930	4.820	\$ 25,000.00	\$ 8,796.00	\$ 10,185.75	6/9/2008
187237	302 DPTF	912833XU9	US TREASURY STRIP		5/15/1930	4.622	\$ 10,000.00	\$ 3,685.50	\$ 4,074.30	7/11/2008
197113	302 DPTF	912833XU9	US TREASURY STRIP		5/15/1930	4.506	\$ 306,000.00	\$ 125,451.43	\$ 124,673.58	5/11/2010
197205	302 DPTF	912833XU9	US TREASURY STRIP		5/15/1930	4.575	\$ 25,000.00	\$ 10,115.50	\$ 10,185.75	5/14/2010
198713	302 DPTF	912833XU9	US TREASURY STRIP		5/15/1930	4.205	\$ 100,000.00	\$ 43,800.00	\$ 40,743.00	7/13/2010
186344	305 DPTF	912833XU9	US TREASURY STRIP		5/15/1930	4.779	\$ 7,538,000.00	\$ 2,669,356.56	\$ 3,071,207.34	5/22/2008
178596	302 DPTF	912833XY1	US TREASURY STRIP		8/15/1930	4.941	\$ 138,000.00	\$ 43,180.20	\$ 55,444.26	10/26/2006
188172	305 DPTF	912833XY1	US TREASURY STRIP		8/15/1930	4.275	\$ 576,000.00	\$ 228,419.52	\$ 231,419.52	9/22/2008
189271	302 DPTF	9128337N4	US TREASURY STRIP		11/15/1930	4.389	\$ 5,000.00	\$ 1,925.00	\$ 1,984.55	11/21/2008
203397	302 DPTF	9128337N4	US TREASURY STRIP		11/15/1930	4.778	\$ 100,000.00	\$ 39,285.00	\$ 39,691.00	1/31/2011
184848	302 DPTF	912803CK7	US TREASURY STRIP (P)		2/15/1931	4.800	\$ 10,000.00	\$ 3,364.63	\$ 4,011.30	2/28/2008
185238	302 DPTF	912833XZ8	US TREASURY STRIP		2/15/1931	4.392	\$ 10,000.00	\$ 3,700.00	\$ 3,918.90	3/27/2008
185629	302 DPTF	912833XZ8	US TREASURY STRIP		2/15/1931	4.402	\$ 10,000.00	\$ 3,700.00	\$ 3,918.90	4/16/2008
185893	302 DPTF	912833XZ8	US TREASURY STRIP		2/15/1931	4.570	\$ 25,000.00	\$ 8,923.25	\$ 9,797.25	4/28/2008
191131	302 DPTF	912833XZ8	US TREASURY STRIP		2/15/1931	3.794	\$ 5,000.00	\$ 2,200.00	\$ 1,959.45	4/13/2009
186675	302 DPTF	9128337P9	US TREASURY STRIP		5/15/1931	4.785	\$ 25,000.00	\$ 8,452.75	\$ 9,669.00	6/9/2008
187238	302 DPTF	9128337P9	US TREASURY STRIP		5/15/1931	4.596	\$ 10,000.00	\$ 3,541.30	\$ 3,867.60	7/11/2008
197114	302 DPTF	9128337P9	US TREASURY STRIP		5/15/1931	4.517	\$ 306,000.00	\$ 119,704.75	\$ 118,348.56	5/11/2010
197207	302 DPTF	9128337P9	US TREASURY STRIP		5/15/1931	4.618	\$ 25,000.00	\$ 9,583.00	\$ 9,669.00	5/14/2010
198714	302 DPTF	9128337P9	US TREASURY STRIP		5/15/1931	4.218	\$ 100,000.00	\$ 41,900.00	\$ 38,676.00	7/13/2010
186345	305 DPTF	9128337P9	US TREASURY STRIP		5/15/1931	4.758	\$ 7,538,000.00	\$ 2,558,246.44	\$ 2,915,396.88	5/22/2008
178597	302 DPTF	9128334S6	US TREASURY STRIP		8/15/1931	4.945	\$ 138,000.00	\$ 41,082.60	\$ 52,642.86	10/26/2006
188173	305 DPTF	9128334S6	US TREASURY STRIP		8/15/1931	4.254	\$ 576,000.00	\$ 219,709.44	\$ 219,726.72	9/22/2008

PGM: INVS\_MONTHEND\_INVENTORY  
 SOURCE: VisualQED  
 MODEL: INVENTORY  
 BASIS: SETTLEMENT  
 AS-OF: 3/31/2011

**JOSH MANDEL**  
**TREASURER, STATE OF OHIO**

INVESTMENT INVENTORY  
 SETTLED POSITIONS AS OF: 3/31/11

INVT#	FUND	CUSIP	DESCRIPTION	RATE	MATURITY	YIELD	PAR AMOUNT	BOOK VALUE	MARKET VALUE	1ST PUR
189272	302 DPTF	9128337Q7	US TREASURY STRIP		11/15/1931	4.450	\$ 5,000.00	\$ 1,818.25	\$ 1,880.75	11/21/2008
184849	302 DPTF	9128334T4	US TREASURY STRIP		2/15/1932	4.300	\$ 10,000.00	\$ 3,607.60	\$ 3,714.10	2/28/2008
185239	302 DPTF	9128334T4	US TREASURY STRIP		2/15/1932	4.419	\$ 10,000.00	\$ 3,520.00	\$ 3,714.10	3/27/2008
185630	302 DPTF	9128334T4	US TREASURY STRIP		2/15/1932	4.393	\$ 10,000.00	\$ 3,550.00	\$ 3,714.10	4/16/2008
185894	302 DPTF	9128334T4	US TREASURY STRIP		2/15/1932	4.550	\$ 25,000.00	\$ 8,568.75	\$ 9,285.25	4/28/2008
191132	302 DPTF	9128334T4	US TREASURY STRIP		2/15/1932	3.729	\$ 5,000.00	\$ 2,150.00	\$ 1,857.05	4/13/2009
186676	302 DPTF	9128337R5	US TREASURY STRIP		5/15/1932	4.770	\$ 25,000.00	\$ 8,090.75	\$ 9,174.00	6/9/2008
187239	302 DPTF	9128337R5	US TREASURY STRIP		5/15/1932	4.577	\$ 10,000.00	\$ 3,399.00	\$ 3,669.60	7/11/2008
197115	302 DPTF	9128337R5	US TREASURY STRIP		5/15/1932	4.518	\$ 306,000.00	\$ 114,450.73	\$ 112,289.76	5/11/2010
197208	302 DPTF	9128337R5	US TREASURY STRIP		5/15/1932	4.632	\$ 25,000.00	\$ 9,127.75	\$ 9,174.00	5/14/2010
198715	302 DPTF	9128337R5	US TREASURY STRIP		5/15/1932	4.217	\$ 100,000.00	\$ 40,200.00	\$ 36,696.00	7/13/2010
186346	305 DPTF	9128337R5	US TREASURY STRIP		5/15/1932	4.777	\$ 7,538,000.00	\$ 2,429,874.30	\$ 2,766,144.48	5/22/2008
188174	305 DPTF	9128334U1	US TREASURY STRIP		8/15/1932	4.239	\$ 576,000.00	\$ 211,392.00	\$ 208,437.12	9/22/2008
189274	302 DPTF	9128337S3	US TREASURY STRIP		11/15/1932	4.300	\$ 5,000.00	\$ 1,802.35	\$ 1,788.75	11/21/2008
185240	302 DPTF	9128334V9	US TREASURY STRIP		2/15/1933	4.388	\$ 10,000.00	\$ 3,395.00	\$ 3,525.40	3/27/2008
185631	302 DPTF	9128334V9	US TREASURY STRIP		2/15/1933	4.362	\$ 10,000.00	\$ 3,425.00	\$ 3,525.40	4/16/2008
185895	302 DPTF	9128334V9	US TREASURY STRIP		2/15/1933	4.550	\$ 25,000.00	\$ 8,192.00	\$ 8,813.50	4/28/2008
191133	302 DPTF	9128334V9	US TREASURY STRIP		2/15/1933	3.672	\$ 5,000.00	\$ 2,100.00	\$ 1,762.70	4/13/2009
186677	302 DPTF	9128337T1	US TREASURY STRIP		5/15/1933	4.780	\$ 25,000.00	\$ 7,699.50	\$ 8,709.00	6/9/2008
187240	302 DPTF	9128337T1	US TREASURY STRIP		5/15/1933	4.565	\$ 10,000.00	\$ 3,258.10	\$ 3,483.60	7/11/2008
197116	302 DPTF	9128337T1	US TREASURY STRIP		5/15/1933	4.533	\$ 306,000.00	\$ 109,083.49	\$ 106,598.16	5/11/2010
197209	302 DPTF	9128337T1	US TREASURY STRIP		5/15/1933	4.645	\$ 25,000.00	\$ 8,693.75	\$ 8,709.00	5/14/2010
198716	302 DPTF	9128337T1	US TREASURY STRIP		5/15/1933	4.241	\$ 100,000.00	\$ 38,350.00	\$ 34,836.00	7/13/2010
186347	305 DPTF	9128337T1	US TREASURY STRIP		5/15/1933	4.751	\$ 7,538,000.00	\$ 2,332,634.10	\$ 2,625,937.68	5/22/2008
188175	305 DPTF	9128334W7	US TREASURY STRIP		8/15/1933	4.239	\$ 576,000.00	\$ 202,705.92	\$ 197,804.16	9/22/2008
189275	302 DPTF	9128337U8	US TREASURY STRIP		11/15/1933	4.300	\$ 5,000.00	\$ 1,727.25	\$ 1,697.80	11/21/2008
185241	302 DPTF	9128334X5	US TREASURY STRIP		2/15/1934	4.389	\$ 10,000.00	\$ 3,250.00	\$ 3,347.80	3/27/2008
185637	302 DPTF	9128334X5	US TREASURY STRIP		2/15/1934	4.338	\$ 10,000.00	\$ 3,300.00	\$ 3,347.80	4/16/2008
185897	302 DPTF	9128334X5	US TREASURY STRIP		2/15/1934	4.540	\$ 25,000.00	\$ 7,851.25	\$ 8,369.50	4/28/2008
191134	302 DPTF	9128334X5	US TREASURY STRIP		2/15/1934	3.621	\$ 5,000.00	\$ 2,050.00	\$ 1,673.90	4/13/2009
186678	302 DPTF	9128337V6	US TREASURY STRIP		5/15/1934	4.770	\$ 25,000.00	\$ 7,362.75	\$ 8,273.75	6/9/2008
187241	302 DPTF	9128337V6	US TREASURY STRIP		5/15/1934	4.561	\$ 10,000.00	\$ 3,117.50	\$ 3,309.50	7/11/2008
197117	302 DPTF	9128337V6	US TREASURY STRIP		5/15/1934	4.528	\$ 306,000.00	\$ 104,429.23	\$ 101,270.70	5/11/2010
197210	302 DPTF	9128337V6	US TREASURY STRIP		5/15/1934	4.645	\$ 25,000.00	\$ 8,303.75	\$ 8,273.75	5/14/2010
198717	302 DPTF	9128337V6	US TREASURY STRIP		5/15/1934	4.255	\$ 100,000.00	\$ 36,650.00	\$ 33,095.00	7/13/2010
189276	302 DPTF	9128337W4	US TREASURY STRIP		11/15/1934	4.250	\$ 5,000.00	\$ 1,676.50	\$ 1,612.30	11/21/2008
185242	302 DPTF	9128334Z0	US TREASURY STRIP		2/15/1935	4.379	\$ 10,000.00	\$ 3,120.00	\$ 3,178.10	3/27/2008
185632	302 DPTF	9128334Z0	US TREASURY STRIP		2/15/1935	4.352	\$ 10,000.00	\$ 3,150.00	\$ 3,178.10	4/16/2008
185898	302 DPTF	9128334Z0	US TREASURY STRIP		2/15/1935	4.520	\$ 25,000.00	\$ 7,546.00	\$ 7,945.25	4/28/2008
191135	302 DPTF	9128334Z0	US TREASURY STRIP		2/15/1935	3.577	\$ 5,000.00	\$ 2,000.00	\$ 1,589.05	4/13/2009
186679	302 DPTF	912833X88	US TREASURY STRIP		5/15/1935	4.750	\$ 25,000.00	\$ 7,060.75	\$ 7,857.75	6/9/2008
187242	302 DPTF	912833X88	US TREASURY STRIP		5/15/1935	4.537	\$ 10,000.00	\$ 2,998.90	\$ 3,143.10	7/11/2008
197118	302 DPTF	912833X88	US TREASURY STRIP		5/15/1935	4.528	\$ 306,000.00	\$ 99,845.35	\$ 96,178.86	5/11/2010
197211	302 DPTF	912833X88	US TREASURY STRIP		5/15/1935	4.650	\$ 25,000.00	\$ 7,921.25	\$ 7,857.75	5/14/2010
198718	302 DPTF	912833X88	US TREASURY STRIP		5/15/1935	4.248	\$ 100,000.00	\$ 35,200.00	\$ 31,431.00	7/13/2010
189277	302 DPTF	912833X96	US TREASURY STRIP		11/15/1935	4.190	\$ 5,000.00	\$ 1,633.15	\$ 1,531.70	11/21/2008
185243	302 DPTF	9128335B2	US TREASURY STRIP		2/15/1936	4.334	\$ 10,000.00	\$ 3,025.00	\$ 3,023.20	3/27/2008
185633	302 DPTF	9128335B2	US TREASURY STRIP		2/15/1936	4.282	\$ 10,000.00	\$ 3,075.00	\$ 3,023.20	4/16/2008
185899	302 DPTF	9128335B2	US TREASURY STRIP		2/15/1936	4.510	\$ 25,000.00	\$ 7,235.75	\$ 7,558.00	4/28/2008
191136	302 DPTF	9128335B2	US TREASURY STRIP		2/15/1936	3.539	\$ 5,000.00	\$ 1,950.00	\$ 1,511.60	4/13/2009
186680	302 DPTF	912833Y20	US TREASURY STRIP		5/15/1936	4.730	\$ 25,000.00	\$ 6,773.75	\$ 7,456.50	6/9/2008
187243	302 DPTF	912833Y20	US TREASURY STRIP		5/15/1936	4.510	\$ 10,000.00	\$ 2,888.50	\$ 2,982.60	7/11/2008
197119	302 DPTF	912833Y20	US TREASURY STRIP		5/15/1936	4.543	\$ 306,000.00	\$ 95,114.59	\$ 91,267.56	5/11/2010
197212	302 DPTF	912833Y20	US TREASURY STRIP		5/15/1936	4.656	\$ 25,000.00	\$ 7,554.00	\$ 7,456.50	5/14/2010
198719	302 DPTF	912833Y20	US TREASURY STRIP		5/15/1936	4.266	\$ 100,000.00	\$ 33,600.00	\$ 29,826.00	7/13/2010
189278	302 DPTF	912833Y38	US TREASURY STRIP		11/15/1936	4.150	\$ 5,000.00	\$ 1,584.10	\$ 1,452.20	11/21/2008
185244	302 DPTF	9128337F1	US TREASURY STRIP		2/15/1937	4.331	\$ 10,000.00	\$ 2,900.00	\$ 2,865.20	3/27/2008

PGM: INVS\_MONTHEND\_INVENTORY  
 SOURCE: VisualQED  
 MODEL: INVENTORY  
 BASIS: SETTLEMENT  
 AS-OF: 3/31/2011

**JOSH MANDEL  
 TREASURER, STATE OF OHIO**

INVESTMENT INVENTORY  
 SETTLED POSITIONS AS OF: 3/31/11

INVT#	FUND	CUSIP	DESCRIPTION	RATE	MATURITY	YIELD	PAR AMOUNT	BOOK VALUE	MARKET VALUE	1ST PUR
185634	302 DPTF	9128337F1	US TREASURY STRIP		2/15/1937	4.279	\$ 10,000.00	\$ 2,950.00	\$ 2,865.20	4/16/2008
185900	302 DPTF	9128337F1	US TREASURY STRIP		2/15/1937	4.518	\$ 25,000.00	\$ 6,905.00	\$ 7,163.00	4/28/2008
191138	302 DPTF	9128337F1	US TREASURY STRIP		2/15/1937	3.506	\$ 5,000.00	\$ 1,900.00	\$ 1,432.60	4/13/2009
186681	302 DPTF	912833Y46	US TREASURY STRIP		5/15/1937	4.710	\$ 25,000.00	\$ 6,501.00	\$ 7,077.00	6/9/2008
187244	302 DPTF	912833Y46	US TREASURY STRIP		5/15/1937	4.475	\$ 10,000.00	\$ 2,789.90	\$ 2,830.80	7/11/2008
197121	302 DPTF	912833Y46	US TREASURY STRIP		5/15/1937	4.556	\$ 306,000.00	\$ 90,637.81	\$ 86,622.48	5/11/2010
197213	302 DPTF	912833Y46	US TREASURY STRIP		5/15/1937	4.617	\$ 25,000.00	\$ 7,288.75	\$ 7,077.00	5/14/2010
198720	302 DPTF	912833Y46	US TREASURY STRIP		5/15/1937	4.313	\$ 100,000.00	\$ 31,810.00	\$ 28,308.00	7/13/2010
189279	302 DPTF	912834AD0	US TREASURY STRIP		11/15/1937	4.100	\$ 5,000.00	\$ 1,542.10	\$ 1,378.05	11/21/2008
191137	302 DPTF	912833Z60	US TREASURY STRIP		2/15/1938	3.383	\$ 5,000.00	\$ 1,900.00	\$ 1,360.40	4/13/2009
197123	302 DPTF	912834AE8	US TREASURY STRIP		5/15/1938	4.560	\$ 306,000.00	\$ 86,531.29	\$ 82,167.12	5/11/2010
197214	302 DPTF	912834AE8	US TREASURY STRIP		5/15/1938	4.671	\$ 25,000.00	\$ 6,861.25	\$ 6,713.00	5/14/2010
198721	302 DPTF	912834AE8	US TREASURY STRIP		5/15/1938	4.301	\$ 100,000.00	\$ 30,580.00	\$ 26,852.00	7/13/2010
197124	302 DPTF	912834DV7	US TREASURY STRIP		5/15/1939	4.567	\$ 306,000.00	\$ 82,568.59	\$ 78,302.34	5/11/2010
197215	302 DPTF	912834DV7	US TREASURY STRIP		5/15/1939	4.693	\$ 25,000.00	\$ 6,511.00	\$ 6,397.25	5/14/2010
198722	302 DPTF	912834DV7	US TREASURY STRIP		5/15/1939	4.323	\$ 100,000.00	\$ 29,132.00	\$ 25,589.00	7/13/2010
							\$ 266,664,000.00	\$ 156,211,974.68	\$ 181,150,726.78	
							\$ 869,537,376.24	\$ 510,315,174.72	\$ 715,386,833.43	
204196	400 STAR	0556N1R13	BNP PARIBAS FINANCE, INC	0.190	4/1/2011	0.193	\$ 50,000,000.00	\$ 49,996,305.56	\$ 49,996,305.56	3/18/2011
204197	400 STAR	0556N1R13	BNP PARIBAS FINANCE, INC	0.190	4/1/2011	0.193	\$ 46,000,000.00	\$ 45,996,601.11	\$ 45,996,601.11	3/18/2011
204403	400 STAR	06737JR15	BARCLAYS US FUNDING LLC	0.100	4/1/2011	0.100	\$ 50,000,000.00	\$ 49,999,861.11	\$ 49,999,861.11	3/31/2011
204404	400 STAR	06737JR15	BARCLAYS US FUNDING LLC	0.100	4/1/2011	0.100	\$ 46,000,000.00	\$ 45,999,872.22	\$ 45,999,872.22	3/31/2011
204198	400 STAR	22532CR14	CREDIT AGRICOLE NORTH AMERICA	0.170	4/1/2011	0.172	\$ 50,000,000.00	\$ 49,996,694.44	\$ 49,996,694.44	3/18/2011
204222	400 STAR	22532CR55	CREDIT AGRICOLE NORTH AMERICA	0.200	4/5/2011	0.203	\$ 46,000,000.00	\$ 45,996,166.67	\$ 45,996,166.67	3/21/2011
203557	400 STAR	36959SR54	GENERAL ELECTRIC CAPITAL SERV	0.220	4/5/2011	0.223	\$ 23,000,000.00	\$ 22,991,566.67	\$ 22,991,566.67	2/4/2011
204360	400 STAR	83365SR54	SOCIETE GENERALE NORTH AMERICA	0.140	4/5/2011	0.142	\$ 46,000,000.00	\$ 45,998,747.78	\$ 45,998,747.78	3/29/2011
204289	400 STAR	1667T1R60	CHEVRON CORPORATION	0.110	4/6/2011	0.112	\$ 25,000,000.00	\$ 24,999,006.94	\$ 24,999,006.94	3/24/2011
204366	400 STAR	1667T1R60	CHEVRON CORPORATION	0.080	4/6/2011	0.080	\$ 50,000,000.00	\$ 49,999,111.11	\$ 49,999,111.11	3/29/2011
204265	400 STAR	4042F1R76	HSBC FINANCE CORP	0.100	4/7/2011	0.100	\$ 21,000,000.00	\$ 20,999,125.00	\$ 20,999,125.00	3/23/2011
204336	400 STAR	4611K1RC1	INTESA FUNDING, LLC	0.290	4/12/2011	0.294	\$ 50,000,000.00	\$ 49,993,958.33	\$ 49,993,958.33	3/28/2011
204337	400 STAR	4611K1RC1	INTESA FUNDING, LLC	0.290	4/12/2011	0.294	\$ 45,000,000.00	\$ 44,994,562.50	\$ 44,994,562.50	3/28/2011
204401	400 STAR	0027A1RE1	ABBEY NATIONAL NA, LLC	0.180	4/14/2011	0.183	\$ 50,000,000.00	\$ 49,996,500.00	\$ 49,996,500.00	3/31/2011
204402	400 STAR	0027A1RE1	ABBEY NATIONAL NA, LLC	0.180	4/14/2011	0.183	\$ 46,000,000.00	\$ 45,996,780.00	\$ 45,996,780.00	3/31/2011
204248	400 STAR	4662J1RM4	JP MORGAN CHASE & CO	0.130	4/21/2011	0.132	\$ 46,000,000.00	\$ 45,995,016.67	\$ 45,995,016.67	3/22/2011
203905	400 STAR	36959SRN5	GENERAL ELECTRIC CAPITAL CORP	0.190	4/22/2011	0.193	\$ 45,000,000.00	\$ 44,986,700.00	\$ 44,986,700.00	2/25/2011
204271	400 STAR	4662J1RS1	JP MORGAN CHASE & CO	0.130	4/26/2011	0.132	\$ 50,000,000.00	\$ 49,993,861.11	\$ 49,993,861.11	3/23/2011
203924	400 STAR	36959JRV7	GENERAL ELECTRIC CAPITAL CORP	0.210	4/29/2011	0.213	\$ 29,000,000.00	\$ 28,989,850.00	\$ 28,989,850.00	2/28/2011
204116	400 STAR	06416KSD3	BANK OF NOVA SCOTIA	0.220	5/13/2011	0.223	\$ 50,000,000.00	\$ 49,980,750.00	\$ 49,980,750.00	3/11/2011
204117	400 STAR	06416KSD3	BANK OF NOVA SCOTIA	0.220	5/13/2011	0.223	\$ 46,000,000.00	\$ 45,982,290.00	\$ 45,982,290.00	3/11/2011
							\$ 910,000,000.00	\$ 909,883,327.22	\$ 909,883,327.22	
199865	400 STAR	31331JZZ9	FFCB DEBENTURE	0.310	9/1/2011	0.310	\$ 25,000,000.00	\$ 25,000,000.00	\$ 25,021,250.00	9/1/2010
							\$ 25,000,000.00	\$ 25,000,000.00	\$ 25,021,250.00	
201468	400 STAR	313312KG4	FFCB DISCOUNT NOTE	0.230	8/11/2011	0.234	\$ 50,000,000.00	\$ 49,906,402.78	\$ 49,976,000.00	10/22/2010
							\$ 50,000,000.00	\$ 49,906,402.78	\$ 49,976,000.00	
198531	400 STAR	3133XYZ32	FHLB DEBENTURE	0.350	4/1/2011	0.406	\$ 25,000,000.00	\$ 24,989,500.00	\$ 25,000,000.00	7/2/2010
198863	400 STAR	313370CQ9	FHLB DEBENTURE	0.350	4/27/2011	0.360	\$ 25,000,000.00	\$ 24,998,125.00	\$ 25,004,500.00	7/27/2010
201493	400 STAR	313371JB3	FHLB DEBENTURE	0.240	8/1/2011	0.250	\$ 25,000,000.00	\$ 24,998,132.50	\$ 25,011,750.00	11/1/2010
203519	400 STAR	313372LH5	FHLB DEBENTURE	0.190	8/11/2011	0.211	\$ 25,000,000.00	\$ 24,997,357.00	\$ 25,008,000.00	2/11/2011
204027	400 STAR	313372WQ3	FHLB DEBENTURE	0.170	9/16/2011	0.199	\$ 25,000,000.00	\$ 24,996,337.00	\$ 25,003,000.00	3/16/2011
204159	400 STAR	313372WQ3	FHLB DEBENTURE	0.170	9/16/2011	0.174	\$ 25,000,000.00	\$ 24,999,500.00	\$ 25,003,000.00	3/22/2011
203885	400 STAR	313372SB1	FHLB DEBENTURE	0.230	10/21/2011	0.230	\$ 25,000,000.00	\$ 25,000,000.00	\$ 24,997,250.00	2/25/2011

PGM: INVS\_MONTHEND\_INVENTORY  
 SOURCE: VisualQED  
 MODEL: INVENTORY  
 BASIS: SETTLEMENT  
 AS-OF: 3/31/2011

**JOSH MANDEL  
 TREASURER, STATE OF OHIO**

INVESTMENT INVENTORY  
 SETTLED POSITIONS AS OF: 3/31/11

INVT#	FUND	CUSIP	DESCRIPTION	RATE	MATURITY	YIELD	PAR AMOUNT	BOOK VALUE	MARKET VALUE	1ST PUR
203442	400 STAR	313372KA1	FHLB DEBENTURE	0.250	11/4/2011	0.268	\$ 25,000,000.00	\$ 24,996,663.25	\$ 24,995,000.00	2/4/2011
201087	400 STAR	313371DJ2	FHLB DEBENTURE	0.350	11/7/2011	0.350	\$ 25,000,000.00	\$ 25,000,000.00	\$ 25,000,750.00	10/26/2010
201088	400 STAR	313371DJ2	FHLB DEBENTURE	0.350	11/7/2011	0.350	\$ 50,000,000.00	\$ 50,000,000.00	\$ 50,001,500.00	10/26/2010
201465	400 STAR	313371FL5	FHLB DEBENTURE	0.340	11/15/2011	0.340	\$ 25,000,000.00	\$ 25,000,000.00	\$ 25,001,500.00	10/28/2010
201387	400 STAR	313371GM2	FHLB DEBENTURE	0.370	11/16/2011	0.377	\$ 50,000,000.00	\$ 49,997,500.00	\$ 50,000,000.00	11/1/2010
201466	400 STAR	313371GM2	FHLB DEBENTURE	0.370	11/16/2011	0.370	\$ 25,000,000.00	\$ 25,000,000.00	\$ 25,000,000.00	11/1/2010
203755	400 STAR	313372S88	FHLB DEBENTURE	0.250	11/22/2011	0.250	\$ 25,000,000.00	\$ 25,000,000.00	\$ 24,992,750.00	2/22/2011
201815	400 STAR	313371P26	FHLB DEBENTURE	0.300	11/23/2011	0.300	\$ 25,000,000.00	\$ 25,000,000.00	\$ 25,005,500.00	11/23/2010
204258	400 STAR	3133735V0	FHLB DEBENTURE	0.200	12/28/2011	0.239	\$ 25,000,000.00	\$ 24,992,649.50	\$ 24,979,750.00	3/28/2011
204160	400 STAR	3133732T8	FHLB DEBENTURE	0.190	1/9/2012	0.234	\$ 25,000,000.00	\$ 24,991,250.00	\$ 24,975,500.00	3/24/2011
							\$ 475,000,000.00	\$ 474,957,014.25	\$ 474,979,750.00	
203754	400 STAR	313372L51	FHLB DEBENTURE (INT@MAT)	0.190	8/25/2011	0.190	\$ 25,000,000.00	\$ 25,000,000.00	\$ 25,009,000.00	2/25/2011
203753	400 STAR	313372S62	FHLB DEBENTURE (INT@MAT)	0.230	10/21/2011	0.232	\$ 25,000,000.00	\$ 24,999,675.00	\$ 24,997,250.00	2/22/2011
204120	400 STAR	3133732C5	FHLB DEBENTURE (INT@MAT)	0.190	12/16/2011	0.214	\$ 25,000,000.00	\$ 24,995,500.00	\$ 24,979,500.00	3/16/2011
							\$ 75,000,000.00	\$ 74,995,175.00	\$ 74,985,750.00	
202996	400 STAR	313384DU0	FHLB DISCOUNT NOTE	0.160	4/1/2011	0.162	\$ 25,000,000.00	\$ 24,989,888.89	\$ 25,000,000.00	12/31/2010
204134	400 STAR	313384EB1	FHLB DISCOUNT NOTE	0.075	4/8/2011	0.075	\$ 15,000,000.00	\$ 14,999,218.75	\$ 15,000,000.00	3/14/2011
204212	400 STAR	313384EP0	FHLB DISCOUNT NOTE	0.085	4/20/2011	0.085	\$ 30,000,000.00	\$ 29,997,662.50	\$ 29,999,700.00	3/18/2011
203365	400 STAR	313384EU9	FHLB DISCOUNT NOTE	0.170	4/25/2011	0.172	\$ 25,000,000.00	\$ 24,989,493.06	\$ 24,999,750.00	1/26/2011
203817	400 STAR	313384EU9	FHLB DISCOUNT NOTE	0.125	4/25/2011	0.127	\$ 30,000,000.00	\$ 29,993,541.67	\$ 29,999,700.00	2/22/2011
203696	400 STAR	313384EV7	FHLB DISCOUNT NOTE	0.130	4/26/2011	0.132	\$ 50,000,000.00	\$ 49,987,180.56	\$ 49,999,500.00	2/14/2011
203654	400 STAR	313384FF1	FHLB DISCOUNT NOTE	0.145	5/6/2011	0.147	\$ 50,000,000.00	\$ 49,983,083.33	\$ 49,997,500.00	2/11/2011
204184	400 STAR	313384FL8	FHLB DISCOUNT NOTE	0.100	5/11/2011	0.100	\$ 25,000,000.00	\$ 24,996,180.56	\$ 24,998,500.00	3/17/2011
204388	400 STAR	313384FN4	FHLB DISCOUNT NOTE	0.095	5/13/2011	0.095	\$ 50,000,000.00	\$ 49,994,194.44	\$ 49,997,000.00	3/30/2011
204193	400 STAR	313384FT1	FHLB DISCOUNT NOTE	0.105	5/18/2011	0.105	\$ 50,000,000.00	\$ 49,991,104.17	\$ 49,996,500.00	3/18/2011
204129	400 STAR	313384GA1	FHLB DISCOUNT NOTE	0.105	5/25/2011	0.105	\$ 25,000,000.00	\$ 24,994,750.00	\$ 24,998,000.00	3/14/2011
204029	400 STAR	313384GC7	FHLB DISCOUNT NOTE	0.140	5/27/2011	0.142	\$ 22,000,000.00	\$ 21,992,813.33	\$ 21,998,240.00	3/4/2011
204400	400 STAR	313384GC7	FHLB DISCOUNT NOTE	0.100	5/27/2011	0.100	\$ 50,000,000.00	\$ 49,992,083.33	\$ 49,996,000.00	3/31/2011
204389	400 STAR	313384GH6	FHLB DISCOUNT NOTE	0.105	6/1/2011	0.105	\$ 50,000,000.00	\$ 49,990,812.50	\$ 49,992,500.00	3/30/2011
204154	400 STAR	313384GQ6	FHLB DISCOUNT NOTE	0.115	6/8/2011	0.117	\$ 25,000,000.00	\$ 24,993,211.81	\$ 24,995,750.00	3/15/2011
204146	400 STAR	313384GS2	FHLB DISCOUNT NOTE	0.115	6/10/2011	0.117	\$ 50,000,000.00	\$ 49,986,104.17	\$ 49,991,000.00	3/15/2011
							\$ 572,000,000.00	\$ 571,871,323.07	\$ 571,959,640.00	
203478	400 STAR	313396DX8	FHLMC DISCOUNT NOTE	0.160	4/4/2011	0.162	\$ 50,000,000.00	\$ 49,986,222.22	\$ 50,000,000.00	2/1/2011
203494	400 STAR	313396DX8	FHLMC DISCOUNT NOTE	0.165	4/4/2011	0.167	\$ 25,000,000.00	\$ 24,993,010.42	\$ 25,000,000.00	2/2/2011
203363	400 STAR	313396EE9	FHLMC DISCOUNT NOTE	0.170	4/11/2011	0.172	\$ 25,000,000.00	\$ 24,991,145.83	\$ 24,999,750.00	1/26/2011
203498	400 STAR	313396EM1	FHLMC DISCOUNT NOTE	0.170	4/18/2011	0.172	\$ 30,000,000.00	\$ 29,989,375.00	\$ 29,999,700.00	2/2/2011
203431	400 STAR	313396EU3	FHLMC DISCOUNT NOTE	0.170	4/25/2011	0.172	\$ 50,000,000.00	\$ 49,979,458.33	\$ 49,999,500.00	1/28/2011
203477	400 STAR	313396FC2	FHLMC DISCOUNT NOTE	0.170	5/3/2011	0.172	\$ 50,000,000.00	\$ 49,978,513.89	\$ 49,998,000.00	2/1/2011
203621	400 STAR	313396FJ7	FHLMC DISCOUNT NOTE	0.160	5/9/2011	0.162	\$ 40,000,000.00	\$ 39,984,177.78	\$ 39,998,000.00	2/9/2011
203767	400 STAR	313396FR9	FHLMC DISCOUNT NOTE	0.135	5/16/2011	0.137	\$ 50,000,000.00	\$ 49,983,500.00	\$ 49,997,000.00	2/17/2011
203846	400 STAR	313396FR9	FHLMC DISCOUNT NOTE	0.130	5/16/2011	0.132	\$ 21,726,000.00	\$ 21,719,566.69	\$ 21,724,696.44	2/23/2011
203879	400 STAR	313396FR9	FHLMC DISCOUNT NOTE	0.135	5/16/2011	0.137	\$ 50,000,000.00	\$ 49,984,812.50	\$ 49,997,000.00	2/24/2011
203908	400 STAR	313396FR9	FHLMC DISCOUNT NOTE	0.130	5/16/2011	0.132	\$ 50,000,000.00	\$ 49,985,555.56	\$ 49,997,000.00	2/25/2011
204090	400 STAR	313396FY4	FHLMC DISCOUNT NOTE	0.125	5/23/2011	0.127	\$ 40,000,000.00	\$ 39,989,722.22	\$ 39,997,200.00	3/10/2011
200995	400 STAR	313396FZ1	FHLMC DISCOUNT NOTE	0.240	5/24/2011	0.244	\$ 24,720,000.00	\$ 24,681,766.40	\$ 24,718,269.60	10/4/2010
200260	400 STAR	313396GA5	FHLMC DISCOUNT NOTE	0.250	5/25/2011	0.254	\$ 50,000,000.00	\$ 49,910,069.44	\$ 49,996,000.00	9/8/2010
201148	400 STAR	313396GA5	FHLMC DISCOUNT NOTE	0.210	5/25/2011	0.213	\$ 50,000,000.00	\$ 49,933,208.33	\$ 49,996,000.00	10/8/2010
201150	400 STAR	313396GA5	FHLMC DISCOUNT NOTE	0.210	5/25/2011	0.213	\$ 3,176,000.00	\$ 3,171,757.39	\$ 3,175,745.92	10/8/2010
204221	400 STAR	313396GG2	FHLMC DISCOUNT NOTE	0.105	5/31/2011	0.105	\$ 50,000,000.00	\$ 49,989,645.83	\$ 49,996,000.00	3/21/2011
204357	400 STAR	313396GG2	FHLMC DISCOUNT NOTE	0.100	5/31/2011	0.100	\$ 50,000,000.00	\$ 49,991,250.00	\$ 49,996,000.00	3/29/2011
203348	400 STAR	313396GH0	FHLMC DISCOUNT NOTE	0.185	6/1/2011	0.188	\$ 24,900,000.00	\$ 24,883,749.29	\$ 24,886,265.00	1/25/2011
204115	400 STAR	313396GN7	FHLMC DISCOUNT NOTE	0.115	6/6/2011	0.117	\$ 50,000,000.00	\$ 49,986,104.17	\$ 49,991,500.00	3/11/2011
204312	400 STAR	313396GP2	FHLMC DISCOUNT NOTE	0.115	6/7/2011	0.117	\$ 50,000,000.00	\$ 49,988,180.56	\$ 49,991,500.00	3/25/2011
203639	400 STAR	313396GQ0	FHLMC DISCOUNT NOTE	0.160	6/8/2011	0.162	\$ 40,000,000.00	\$ 39,979,022.22	\$ 39,993,200.00	2/10/2011

PGM: INVS\_MONTHEND\_INVENTORY  
 SOURCE: VisualQED  
 MODEL: INVENTORY  
 BASIS: SETTLEMENT  
 AS-OF: 3/31/2011

**JOSH MANDEL  
 TREASURER, STATE OF OHIO**

INVESTMENT INVENTORY  
 SETTLED POSITIONS AS OF: 3/31/11

INVT#	FUND	CUSIP	DESCRIPTION	RATE	MATURITY	YIELD	PAR AMOUNT	BOOK VALUE	MARKET VALUE	1ST PUR
203655	400 STAR	313396GQ0	FHLMC DISCOUNT NOTE	0.160	6/8/2011	0.162	\$ 50,000,000.00	\$ 49,974,000.00	\$ 49,991,500.00	2/11/2011
204195	400 STAR	313396GV9	FHLMC DISCOUNT NOTE	0.120	6/13/2011	0.122	\$ 50,000,000.00	\$ 49,985,500.00	\$ 49,991,000.00	3/18/2011
204234	400 STAR	313396GV9	FHLMC DISCOUNT NOTE	0.120	6/13/2011	0.122	\$ 25,000,000.00	\$ 24,993,000.00	\$ 24,995,500.00	3/21/2011
204263	400 STAR	313396HC0	FHLMC DISCOUNT NOTE	0.125	6/20/2011	0.127	\$ 25,000,000.00	\$ 24,992,274.31	\$ 24,995,000.00	3/23/2011
204355	400 STAR	313396HK2	FHLMC DISCOUNT NOTE	0.125	6/27/2011	0.127	\$ 50,000,000.00	\$ 49,984,375.00	\$ 49,989,000.00	3/29/2011
204185	400 STAR	313396KE2	FHLMC DISCOUNT NOTE	0.143	8/9/2011	0.145	\$ 40,000,000.00	\$ 39,976,961.11	\$ 39,981,200.00	3/17/2011
201855	400 STAR	313396KM4	FHLMC DISCOUNT NOTE	0.200	8/16/2011	0.203	\$ 50,000,000.00	\$ 49,922,222.22	\$ 49,975,500.00	11/9/2010
204074	400 STAR	313396QL0	FHLMC DISCOUNT NOTE	0.200	12/13/2011	0.203	\$ 25,000,000.00	\$ 24,961,250.00	\$ 24,966,250.00	3/9/2011
							\$ 1,189,522,000.00	\$ 1,188,869,396.71	\$ 1,189,343,276.96	
199029	400 STAR	313588DX0	FNMA DISCOUNT NOTE	0.300	4/4/2011	0.305	\$ 25,000,000.00	\$ 24,946,458.33	\$ 25,000,000.00	7/21/2010
198612	400 STAR	313588EE1	FNMA DISCOUNT NOTE	0.340	4/11/2011	0.345	\$ 25,000,000.00	\$ 24,934,361.11	\$ 24,999,750.00	7/7/2010
203701	400 STAR	313588EJ0	FNMA DISCOUNT NOTE	0.130	4/15/2011	0.132	\$ 50,000,000.00	\$ 49,989,347.22	\$ 49,999,500.00	2/15/2011
198644	400 STAR	313588EM3	FNMA DISCOUNT NOTE	0.340	4/18/2011	0.345	\$ 25,000,000.00	\$ 24,932,944.44	\$ 24,999,750.00	7/8/2010
203407	400 STAR	313588EP6	FNMA DISCOUNT NOTE	0.170	4/20/2011	0.172	\$ 50,000,000.00	\$ 49,980,402.78	\$ 49,999,500.00	1/27/2011
203456	400 STAR	313588EU5	FNMA DISCOUNT NOTE	0.170	4/25/2011	0.172	\$ 50,000,000.00	\$ 49,980,166.67	\$ 49,999,500.00	1/31/2011
203690	400 STAR	313588EV3	FNMA DISCOUNT NOTE	0.125	4/26/2011	0.127	\$ 50,000,000.00	\$ 49,987,673.61	\$ 49,999,500.00	2/14/2011
203746	400 STAR	313588EV3	FNMA DISCOUNT NOTE	0.130	4/26/2011	0.132	\$ 50,000,000.00	\$ 49,987,541.67	\$ 49,999,500.00	2/16/2011
203577	400 STAR	313588EW1	FNMA DISCOUNT NOTE	0.165	4/27/2011	0.167	\$ 25,000,000.00	\$ 24,990,947.92	\$ 24,999,750.00	2/7/2011
203593	400 STAR	313588EW1	FNMA DISCOUNT NOTE	0.165	4/27/2011	0.167	\$ 21,003,000.00	\$ 20,995,491.43	\$ 21,002,789.97	2/8/2011
203595	400 STAR	313588EW1	FNMA DISCOUNT NOTE	0.160	4/27/2011	0.162	\$ 50,000,000.00	\$ 49,982,666.67	\$ 49,999,500.00	2/8/2011
203804	400 STAR	313588FC4	FNMA DISCOUNT NOTE	0.120	5/3/2011	0.122	\$ 25,000,000.00	\$ 24,994,166.67	\$ 24,999,000.00	2/22/2011
203628	400 STAR	313588FD2	FNMA DISCOUNT NOTE	0.155	5/4/2011	0.157	\$ 25,000,000.00	\$ 24,991,065.97	\$ 24,998,750.00	2/10/2011
204153	400 STAR	313588FJ9	FNMA DISCOUNT NOTE	0.080	5/9/2011	0.080	\$ 50,000,000.00	\$ 49,993,888.89	\$ 49,997,500.00	3/15/2011
204262	400 STAR	313588FJ9	FNMA DISCOUNT NOTE	0.080	5/9/2011	0.080	\$ 25,000,000.00	\$ 24,997,388.89	\$ 24,998,750.00	3/23/2011
203666	400 STAR	313588FL4	FNMA DISCOUNT NOTE	0.140	5/11/2011	0.142	\$ 30,000,000.00	\$ 29,989,616.67	\$ 29,998,200.00	2/11/2011
203700	400 STAR	313588FL4	FNMA DISCOUNT NOTE	0.140	5/11/2011	0.142	\$ 50,000,000.00	\$ 49,983,472.22	\$ 49,997,000.00	2/15/2011
203803	400 STAR	313588FT7	FNMA DISCOUNT NOTE	0.130	5/18/2011	0.132	\$ 35,000,000.00	\$ 34,988,751.39	\$ 34,997,550.00	2/18/2011
204011	400 STAR	313588FT7	FNMA DISCOUNT NOTE	0.135	5/18/2011	0.137	\$ 46,982,000.00	\$ 46,968,786.31	\$ 46,978,711.26	3/4/2011
204174	400 STAR	313588FT7	FNMA DISCOUNT NOTE	0.100	5/18/2011	0.100	\$ 25,000,000.00	\$ 24,995,625.00	\$ 24,998,250.00	3/16/2011
204030	400 STAR	313588GA7	FNMA DISCOUNT NOTE	0.135	5/25/2011	0.137	\$ 25,000,000.00	\$ 24,992,312.50	\$ 24,998,000.00	3/4/2011
204130	400 STAR	313588GA7	FNMA DISCOUNT NOTE	0.105	5/25/2011	0.105	\$ 25,000,000.00	\$ 24,994,750.00	\$ 24,998,000.00	3/14/2011
204351	400 STAR	313588GJ8	FNMA DISCOUNT NOTE	0.110	6/2/2011	0.112	\$ 50,000,000.00	\$ 49,989,916.67	\$ 49,992,000.00	3/28/2011
204220	400 STAR	313588GX7	FNMA DISCOUNT NOTE	0.120	6/15/2011	0.122	\$ 25,000,000.00	\$ 24,992,833.33	\$ 24,995,250.00	3/21/2011
204244	400 STAR	313588GX7	FNMA DISCOUNT NOTE	0.120	6/15/2011	0.122	\$ 25,000,000.00	\$ 24,992,916.67	\$ 24,995,250.00	3/22/2011
204390	400 STAR	313588HE8	FNMA DISCOUNT NOTE	0.120	6/22/2011	0.122	\$ 50,000,000.00	\$ 49,986,000.00	\$ 49,989,500.00	3/30/2011
201448	400 STAR	313588JG1	FNMA DISCOUNT NOTE	0.220	7/18/2011	0.223	\$ 50,000,000.00	\$ 49,917,805.56	\$ 49,983,500.00	10/22/2010
204194	400 STAR	313588KD6	FNMA DISCOUNT NOTE	0.150	8/8/2011	0.152	\$ 25,000,000.00	\$ 24,985,104.17	\$ 24,988,250.00	3/18/2011
							\$ 1,007,985,000.00	\$ 1,007,462,402.76	\$ 1,007,902,501.23	
184488	400 STAR	38141W273	GOLDMAN SACHS FIN SQ GOVT #465	0.050		0.050	\$ 131,784,655.32	\$ 131,784,655.32	\$ 131,784,655.32	1/28/2008
184633	400 STAR	4812C0670	JP MORGAN US GOVT MMTK #3164	0.020		0.020	\$ 2,611,280.22	\$ 2,611,280.22	\$ 2,611,280.22	2/6/2008
							\$ 134,395,935.54	\$ 134,395,935.54	\$ 134,395,935.54	
							\$ 4,438,902,935.54	\$ 4,437,340,977.33	\$ 4,438,447,430.95	
							\$ 11,972,709,152.07	\$ 11,610,123,368.14	\$ 11,805,405,885.96	