



# STATE BOARD OF DEPOSIT

## STATE OF OHIO

Members:  
Richard Cordray, Chairman  
Treasurer of State

Marc Dann  
Attorney General

Mary Taylor  
Auditor of State

### BOARD OF DEPOSIT

January 24, 2008

### AGENDA

1. Call to order
2. Approve or amend minutes from December 20, 2007 meeting
3. Sign approved minutes
4. Old Business
5. New Business
  - Economic Outlook
  - Investment Activity
  - Other Business
6. Ratification of the Designation by the Treasurer of State of \$5,427,175,616.26 as Interim Funds
7. Certification and Approval of Board Expenses
8. Adjournment



# STATE BOARD OF DEPOSIT

## STATE OF OHIO

**Members:**  
Richard Cordray, Chairman  
Treasurer of State

Marc Dann  
Attorney General

Mary Taylor  
Auditor of State

Minutes of the meeting of the State Board of Deposit held Thursday December 20, 2007 at 8:30 a.m. in the office of the Treasurer of State.

**MEMBERS PRESENT:** Richard Cordray, Treasurer of State (Chair)  
Thomas Winters, representing Attorney General Marc Dann  
Tim Keen, representing Auditor of State Mary Taylor

**OTHERS PRESENT:** Chris Glaros, Treasurer of State  
Mike Deemer, Attorney General  
Jennifer Day, Treasurer of State  
Holly Hollingsworth, Treasurer of State  
Bob Newman, Treasurer of State  
Leesa Brown, Treasurer of State  
Flite Freimann, Calfee  
Nikki O'Reilly, US Bank  
Tim Rieder, US Bank  
Stan Harris, National City Bank  
Barbara Benham, Huntington Bank  
J. Stephen Bennett, Huntington Bank  
Stacey Cumberlander, Secretary

The Secretary of the State Board of Deposit has complied with section 135-1-01 of the Administrative Code concerning notice of the meetings of the State Board of Deposit.

Treasurer Cordray moved that the reading of the minutes of the State Board of Deposit meeting held November 15, 2007 which had previously been distributed to the members be dispensed and that the minutes be approved. Mr. Winters approved and Mr. Keen seconded. The motion carried.

### **OLD BUSINESS**

Under old business an update was given of the FDC (First Data Corp) project. Conversion is going well. The next invoice that will be presented at the January 2008 meeting should be the last one presented to the board for approval.

## **NEW BUSINESS**

### **ECONOMIC OUTLOOK / INVESTMENT**

Investment Director Bob Newman presented an overview of the investment philosophy. The Federal Funds rate is at 4.25%. On December 12, 2007 the Federal Funds market reflected a 100% chance of a decrease of the fed funds rate of 4.25% at the January 30, 2008 (FOMC) Federal Open Market Committee meeting. The near term outlook for the housing market remains negative with reported declines in home sales. Mortgage delinquencies were higher, reporting at 5.59% for the third quarter of 2007 compared to 5.12% from the previous quarter. Core CPI increased 0.2%. For the week ending November 23, 2007 crude oil was trading at a 52 week high of \$98.00 per barrel. The unemployment rate remained flat in the month of November 2007. In summary, the recent credit market turmoil driven by a dislocation in the sub-prime housing sector will slow aggregate economic growth in the U.S. over the coming months. We anticipate a further reduction to the federal funds rate before the January 2008 (FOMC) Federal Open Market Committee meeting. The strategy is to continue to add value and position the portfolio in line with near term expectations on interest rates.

The bank contract review has been completed. Treasury staff worked with the banks to resolve any discrepancies. The background and details of this review is available for anyone that would like to look at it.

Also under new business, an overview was given by Tim Keen, regarding the Auditor of State RFP document. The Auditor of State, upon taking office, began a review of the conducts of audits in the office, particularly the three boards that she is a member of. The preference would be, for independence and appearance, to put these audits out to bid to independent accounting firms. The request for proposal would be to group all three of the audits together (Sinking Fund Commission, Ohio Public Facilities Commission and Board of Deposit). The scope of the audit for the Board of Deposit would be to review the monthly minutes, quorums, and actions taken, as well as a random review of depository bank contracts to make sure they were properly implemented. At this time it is not an action item but may be placed on the agenda for Board approval at a future meeting.

Two banks were presented to the Board for approval to become interim state depositories, Main Source Bank , Troy, Ohio and New Carlisle Federal Savings Bank, New Carlisle, Ohio. The Board approved.

### **RATIFICATION OF THE INTERIM FUNDS**

Treasurer Cordray moved for the Board to ratify \$11,217,207,838.44 as interim funds for November 2007. Mr. Winters seconded. Motion carried.

**CERTIFICATION OF BOARD EXPENSES**

In accordance with Section 135.02 of the Ohio Revised Code, the Chairman and the Secretary of the State Board of Deposit certified that the necessary expenses of the Board which represent KeyBank FDC ACH banking fees for October 2007 were \$31,865.60. KeyBank Trust banking fees for October 2007 were \$8,763.98. KeyBank regular banking fees for November 2007 were \$26,190.70. PNC banking fees were \$282.53 for October 2007. National City banking fees for January 2006-October 2007 were \$320.86. Charter One banking fees were \$118.30 for October 2007. The Board authorized the Chairman to pay these expenses from the appropriations for that purpose.

There being no further business to come before the Board, Treasurer Cordray moved to adjourn. Motion carried. Meeting adjourned.

\_\_\_\_\_  
RICHARD CORDRAY, TREASURER OF STATE  
CHAIRMAN, STATE BOARD OF DEPOSIT

ATTEST \_\_\_\_\_  
SECRETARY

ATTORNEY GENERAL \_\_\_\_\_

AUDITOR OF STATE \_\_\_\_\_



# STATE BOARD OF DEPOSIT

## STATE OF OHIO

Members:  
Richard Cordray, Chairman  
Treasurer of State

Marc Dann  
Attorney General

Mary Taylor  
Auditor of State

### RESOLUTION

January 24, 2008

Upon a motion and seconding motion, the Board of Deposit hereby approves and ratifies the following figures that were found to be owed the State of Ohio from service fee and earnings credits errors, which had not been paid to the State during the period of July 2004 through May 2007. The Board of Deposit further authorizes the Treasurer to execute any agreements necessary to recover these monies, to the extent they have not already been credited to the State.

\$11.20 from Charter One  
\$104,893.19 from JPMorgan Chase  
\$173,587.00 from Fifth Third Bank  
\$54,928.53 from Huntington Bank  
\$10,733.42 from KeyBank  
\$125,599.07 from National City  
\$452.86 from PNC

Richard Cordray, Chairman  
Treasurer of State

---

Marc Dann  
Attorney General

---

Mary Taylor  
Auditor of State

---



# STATE BOARD OF DEPOSIT

## STATE OF OHIO

Members:  
Richard Cordray, Chairman  
Treasurer of State

Marc Dann  
Attorney General

Mary Taylor  
Auditor of State

### CERTIFICATION OF THE EXPENSES OF THE STATE BOARD OF DEPOSIT

In accordance with Chapter 135.02 of the Ohio Revised Code, the undersigned, Chairman and Secretary of the State Board of Deposit of the State of Ohio, hereby certifies that the necessary expenses of the Board, which represent KeyBank banking fees for the month of December 2007, are \$26,921.66.

---

CHAIRMAN

*Stacy Cumberlander*

---

SECRETARY

*January 15, 2008*

---

DATE



# STATE BOARD OF DEPOSIT STATE OF OHIO

Members:  
Richard Cordray, Chairman  
Treasurer of State

Marc Dann  
Attorney General

Mary Taylor  
Auditor of State

## CERTIFICATION OF THE EXPENSES OF THE STATE BOARD OF DEPOSIT

In accordance with Chapter 135.02 of the Ohio Revised code, the undersigned, Chairman and Secretary of the State Board of Deposit of the State of Ohio, hereby certifies that the necessary expenses of the Board, which represent KeyBank trust banking fees for November 2007 are \$11,339.89.

*Richard Cordray*  
\_\_\_\_\_  
CHAIRMAN

*Stacey Cumberland*  
\_\_\_\_\_  
SECRETARY

*January 10, 2008*  
\_\_\_\_\_  
DATE



# STATE BOARD OF DEPOSIT

## STATE OF OHIO

Members:  
Richard Cordray, Chairman  
Treasurer of State

Marc Dann  
Attorney General

Mary Taylor  
Auditor of State

### CERTIFICATION OF THE EXPENSES OF THE STATE BOARD OF DEPOSIT

In accordance with Chapter 135.02 of the Ohio Revised Code, the undersigned, Chairman and Secretary of the State Board of Deposit of the State of Ohio, hereby certifies that the necessary expenses of the Board, which represent KeyBank FDC contracted service fees for the month of November 2007, are \$30,900.00.

*Richard Cordray*

CHAIRMAN

*Stacy Cumberland*

SECRETARY

*January 10, 2008*

DATE





# STATE BOARD OF DEPOSIT STATE OF OHIO

Members:  
Richard Cordray, Chairman  
Treasurer of State

Marc Dann  
Attorney General

Mary Taylor  
Auditor of State

## CERTIFICATION OF THE EXPENSES OF THE STATE BOARD OF DEPOSIT

In accordance with Chapter 135.02 of the Ohio Revised Code, the undersigned, Chairman and Secretary of the State Board of Deposit of the State of Ohio, hereby certifies that the necessary expenses of the Board, which represent PNC banking fees for the month of November 2007, are \$302.12.

*Richard Cordray*

CHAIRMAN

*Stacy Cumberlander*

SECRETARY

*January 10, 2008*

DATE



# STATE BOARD OF DEPOSIT

## STATE OF OHIO

Members:  
Edward Cordroy, Chairman  
Treasurer of State

Marc Dunn  
Attorney General

Mary Taylor  
Auditor of State

### CERTIFICATION OF THE EXPENSES OF THE STATE BOARD OF DEPOSIT

In accordance with Chapter 135.02 of the Ohio Revised code, the undersigned, Chairman and Secretary of the State Board of Deposit of the State of Ohio, hereby certifies that the necessary expenses of the Board, which represent KeyBank banking fees for State Highway Patrol (Drop Account) for October-December 2007 are \$239.35.

\_\_\_\_\_  
CHAIRMAN

*Stacy Cumberlander*  
\_\_\_\_\_  
SECRETARY

*January 11, 2008*  
\_\_\_\_\_  
DATE



# STATE BOARD OF DEPOSIT STATE OF OHIO

Members:  
Richard Cordray, Chairman  
Treasurer of State

Marc Dann  
Attorney General

Mary Taylor  
Auditor of State

## CERTIFICATION OF THE EXPENSES OF THE STATE BOARD OF DEPOSIT

In accordance with Chapter 135.02 of the Ohio Revised Code, the undersigned, Chairman and Secretary of the State Board of Deposit of the State of Ohio, hereby certifies that the necessary expenses of the Board, which represent Charter One banking fees for the month of November 2007 are \$205.80.

---

CHAIRMAN

*Stacy Cumberlander*

---

SECRETARY

*January 23, 2008*

---

DATE



# STATE BOARD OF DEPOSIT STATE OF OHIO

Members:  
Richard Cordray, Chairman  
Treasurer of State

Marc Dann  
Attorney General

Mary Taylor  
Auditor of State

## CERTIFICATION OF THE EXPENSES OF THE STATE BOARD OF DEPOSIT

In accordance with Chapter 135.02 of the Ohio Revised Code, the undersigned, Chairman and Secretary of the State Board of Deposit of the State of Ohio, hereby certifies that the necessary expenses of the Board, which represent National City Bank banking fees which remain unpaid for the ODNR Cambridge account for the period of November 2007 are \$12.71.

---

CHAIRMAN

*Stacey Cumberlander*

---

SECRETARY

*January 23, 2008*

---

DATE



# STATE BOARD OF DEPOSIT

## STATE OF OHIO

Members:  
Richard Cordray, Chairman  
Treasurer of State

Marc Dann  
Attorney General

Mary Taylor  
Auditor of State

### CERTIFICATION OF THE EXPENSES OF THE STATE BOARD OF DEPOSIT

In accordance with Chapter 135.02 of the Ohio Revised Code, the undersigned, Chairman and Secretary of the State Board of Deposit of the State of Ohio, hereby certifies that the necessary expenses of the Board, which represent US Bank banking fees (remote capture for Columbus and Portsmouth) for the months of October 2007 [\$132.44] and November 2007 [\$383.18], totaling \$515.62.

---

CHAIRMAN

*Stacy Cumberland*

---

SECRETARY

*January 23, 2008*

---

DATE



# STATE BOARD OF DEPOSIT

## STATE OF OHIO

Members:  
Richard Cordray, Chairman  
Treasurer of State

Marc Dann  
Attorney General

Mary Taylor  
Auditor of State

### CERTIFICATION OF THE EXPENSES OF THE STATE BOARD OF DEPOSIT

In accordance with Chapter 135.02 of the Ohio Revised Code, the undersigned, Chairman and Secretary of the State Board of Deposit of the State of Ohio, hereby certifies that the necessary expenses of the Board, which represent Fifth Third banking fees [Dept. of Natural Resources - Wapakoneta] for the months of October [\$60.95] and November [\$58.07] 2007 totaling \$119.02.

---

CHAIRMAN

*Stacey Cumberland*

---

SECRETARY

*January 31, 2008*

---

DATE

---

# **Monthly Portfolio Review**

**December 2007**

---

**Office of Ohio Treasurer of State Richard Cordray**



# Table of Contents

---

- I. Investment Philosophy**
- II. Economic Outlook & Portfolio Strategy**
- III. Summary of Portfolios**
  - Regular Account
  - Buckeye Tobacco Funds
  - Ohio Lottery DPTF Structured Account
  - STAR Ohio
- VI. Portfolio Holdings**
- V. Transaction Activity**





# **INVESTMENT PHILOSOPHY**

# Investment Philosophy

---

- **INVESTMENT OBJECTIVES**

- *Preservation of Principal*
- *Maintenance of Liquidity*
- *Maximize Return*

- **STANDARD OF PRUDENCE**

The standard of prudence to be applied to the investment of the State Portfolio shall be the industry standard "Prudent Investor Rule," which states:

*"Investments shall be made with the judgment and care, under circumstances then prevailing which persons of prudence, discretion and intelligence exercise in the management of their own affairs, not for speculation, but for investment, considering the probable safety of their capital as well as the probable income to be derived."*



# **OUTLOOK & STRATEGY**

# Economic Outlook

- **INTEREST RATES**

- FOMC overnight Federal Funds rate is at 4.25%
- On January 16<sup>th</sup> the Federal Funds options market reflected a 100% chance of a decrease from the fed funds rate of 4.25% at the January 30<sup>th</sup> FOMC meeting.
- In a January 10<sup>th</sup> speech, Chairman Bernanke suggested that greater reductions to the Fed Funds rate could be implemented to sustain growth domestically as referred in the following quote:  
" ...in light of recent changes in the outlook for and the risks to growth, additional policy easing may well be necessary. The Committee will, of course, be carefully evaluating incoming information bearing on the economic outlook. Based on that evaluation, and consistent with our dual mandate, we stand ready to take substantive additional action as needed to support growth and to provide adequate insurance against downside risks."

- **HOUSING**

- The housing market is expected to be continually weak as throughout 2008 as new and existing home sales have declined an estimated 50% from the recent market highs for these particular economic indicators.
- Existing home sales increased 0.4% in November to 5.0 million homes sold when compared to October sales figures.
- The most recent data on new home sales shows that this segment of the housing market declined 9.0% or 64,000 units in November to 647,000.

- **CPI**

- Core CPI, which excludes energy and food prices, is the primary measure of core inflation.
- The fed's traditional comfort zone for CPI is 1.0%-2.0%.
- The seasonally adjusted Core CPI increased 0.2% in the month of December.
- Core CPI stands at 2.4% year over year ending in December of 2007.



# Economic Outlook -- (con't)

---

- **INFLATION**

- In a further reference to the January 10<sup>th</sup> speech by Chairman Bernanke, it was noted that, "...oil prices that may be a negative influence on growth is also lifting overall consumer prices and probably putting some upward pressure on core inflation measures as well."
- For all of 2007, consumer prices, including food and energy rose 4.1% which is the largest annual rise since 1990.
- This rise in inflation may curtail the Federal Reserve's ability to reduce the Fed Fund's rate in the long term.

- **LABOR MARKET**

- The unemployment rate rose 0.3% in November to a national average of 5.0%.
- The Bureau of Labor Statistics reported that 301,000 initial jobless claims were filed for the week ending January 12th.
- Continuing jobless claims for the week ending in January 5<sup>th</sup> increased by 2.5% to 2,751,000.
- Payroll estimates for industries outside of agriculture reported a gain of 18,000 workers, primarily within the government sector. This gain in the labor market marks the lowest rate in growth over the past 4 years.

- **SUMMARY**

- It is our belief that the recent credit market turmoil primarily driven by a decline in the valuation of securities collateralized with sub-prime mortgages will slow aggregate economic growth in the U.S. throughout 2008.
- Should recessionary fears continue, we anticipate further reductions to the federal funds rate over the next two FOMC meetings to be held on January 30<sup>th</sup> and March 18<sup>th</sup>.



# Portfolio Yields & Strategy

---

- **YIELDS**

- Long-term and short-term yields have continually declined since the last week of December as a "flight to quality" from stocks to treasuries progresses due to the forecasted easing or potential contraction in the domestic economy along with further reductions in the Fed Funds rate.

- The U.S. Treasury yield curve remains positive for securities within the 3 -5 year maturity range.

- We believe yields will remain at levels that reflect a near-term interest rate cut coupled with volatility in equity markets .

- Overall Treasury yields are forecasted to rise by the end of the 1<sup>st</sup> Quarter in 2008.

- **STRATEGY**

- We have been adding value and positioning the portfolio in-line with our near-term expectations on interest rates.



# **PORTFOLIO SUMMARY**

# Summary of Portfolios

Portfolio	11/30/2007	12/31/2007	Difference
<b>Regular Account - Market Value</b>	\$6,806,052,959.52	\$6,830,283,371.15	\$24,230,411.63
Payments for Medicaid, Higher Education, School Foundations, State Payroll, and Local Government Distributions were offset by Motor Vehicle Fuel Tax revenues, as well as Sales Tax revenues, which are typically higher in December due to holiday sales.			
Total Monthly Inflows	\$4,277,770,255.89	\$4,323,605,627.56	
Total Monthly Outflows	\$4,471,797,639.86	\$4,151,774,134.57	
Realized Income - Month to date	\$34,535,439.89	\$29,883,444.87	
Realized Income - Fiscal Year to date	\$171,579,038.34	\$201,462,483.21	
Accruals	\$49,782,506.32	\$48,590,722.09	
<b>Buckeye Tobacco (School Facilities) - Market Value</b>	\$4,142,977,629.23	\$3,965,409,632.16	(\$177,567,997.07)
<b>Buckeye Tobacco (Board of Regents) - Market Value</b>	\$945,691,869.17	\$914,890,448.76	(\$30,801,420.41)
Realized Income - Month to date	\$3,396,495.62	\$8,681,418.30	
Realized Income - Fiscal Year to date	\$3,396,495.62	\$12,077,913.92	
<b>Ohio Lottery DPTF - Market Value</b>	\$703,338,063.03	\$699,951,596.77	(\$3,386,466.26)
Securities were purchased to fund two annuity winners. The December liability payment was \$6,631,055.79.			
<b>STAR Ohio - Market Value</b>	\$5,961,971,146.36	\$5,812,813,345.48	(\$149,157,800.88)
Shareholder redemptions exceeded purchases during the month.			





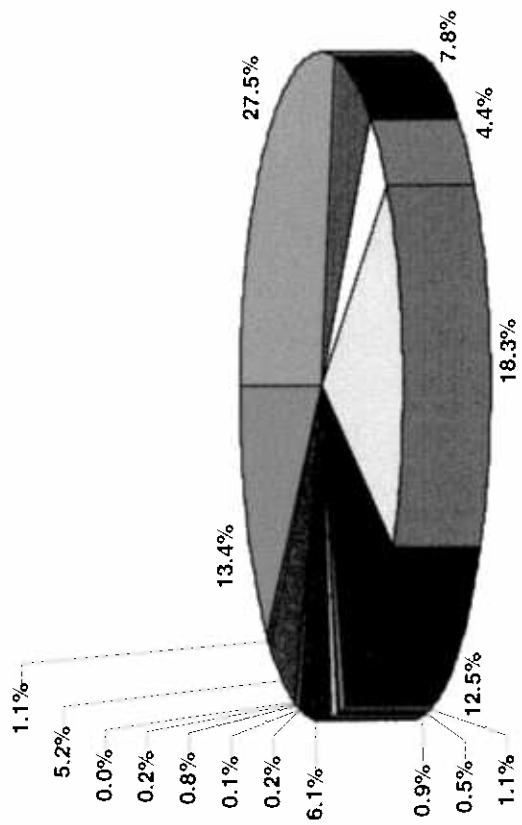
# Regular Account Asset Allocation

ASSET TYPE	PAR AMOUNT	BOOK VALUE	MKT VALUE	% BOOK	WT YLD	WT DTM
AGENCY CALLABLE	\$ 1,865,000,000.00	\$ 1,865,029,987.50	\$ 1,882,431,950.00	27.452	5.122	1,148.13
AGENCY COUPON	\$ 525,000,000.00	\$ 527,335,655.68	\$ 532,842,650.00	7.762	4.943	436.52
BID OHIO	\$ 300,000,000.00	\$ 300,000,000.00	\$ 300,000,000.00	4.415	4.338	81.33
COMMERCIAL PAPER	\$ 1,248,962,000.00	\$ 1,244,704,126.47	\$ 1,244,704,126.47	18.321	4.727	12.82
DISCOUNT NOTES	\$ 850,285,000.00	\$ 846,232,895.89	\$ 847,674,410.30	12.456	4.323	29.41
FFCB ADJ RATE BOND	\$ 75,000,000.00	\$ 75,000,000.00	\$ 75,000,000.00	1.103	1.347	130.00
ISRAEL BONDS (Acv/365)	\$ 33,000,000.00	\$ 33,000,000.00	\$ 32,961,840.00	0.485	4.660	338.42
LINKED DEPOSIT-SM BUS	\$ 62,416,071.94	\$ 62,416,071.94	\$ 62,416,071.94	0.918	1.351	537.26
MONEY MARKET FUND	\$ 413,657,989.98	\$ 413,657,989.98	\$ 413,657,989.98	6.088	4.271	1.00
MONEY MARKET FUND - SWEEP ACCT	\$ 16,881,084.49	\$ 16,881,084.49	\$ 16,881,084.49	0.248	4.120	1.00
OTHER	\$ 5,000,000.00	\$ 5,000,000.00	\$ 5,000,000.00	0.073	5.249	122.00
SPRJ-AGLINK FIXED LINE OF CREDIT	\$ 53,491,398.03	\$ 53,491,398.03	\$ 53,491,398.03	0.787	0.771	106.97
SPRJ-AGLINK FIXED RATE TERM LOAN	\$ 11,232,006.24	\$ 11,232,006.24	\$ 11,232,006.24	0.165	1.080	107.00
SPRJ-HOUSING LINK	\$ 2,788,006.32	\$ 2,788,006.32	\$ 2,788,006.32	0.041	1.040	686.78
STAR OHIO - CASH ACCT	\$ 352,994,577.72	\$ 352,994,577.72	\$ 352,994,577.72	5.195	4.460	1.00
STATE & LOCAL GOVT SEC - DEM DEP	\$ 72,015,509.66	\$ 72,015,509.66	\$ 72,015,509.66	1.060	4.003	1.00
TREASURIES	\$ 910,000,000.00	\$ 911,949,023.43	\$ 924,191,750.00	13.423	4.250	627.82
	\$ 6,797,723,644.38	\$ 6,793,728,333.35	\$ 6,830,283,371.15	100.000	4.563	451.91



# Regular Account Asset Allocation

- AGENCY CALLABLE
- AGENCY COUPON
- BID OHIO
- COMMERCIAL PAPER
- DISCOUNT NOTES
- FFCB ADJ RATE BOND
- ISRAEL BONDS (Act/365)
- LINKED DEPOSIT-SM BUS
- MONEY MARKET FUND
- MONEY MARKET FUND - SWEEP ACCT
- OTHER
- SPRJ-AGLINK FIXED LINE OF CREDIT
- SPRJ-AGLINK FIXED RATE TERM LOAN
- SPRJ-HOUSING LINK
- STAR OHIO - CASH ACCT
- STATE & LOCAL GOVT SEC - DEM DEP
- TREASURIES



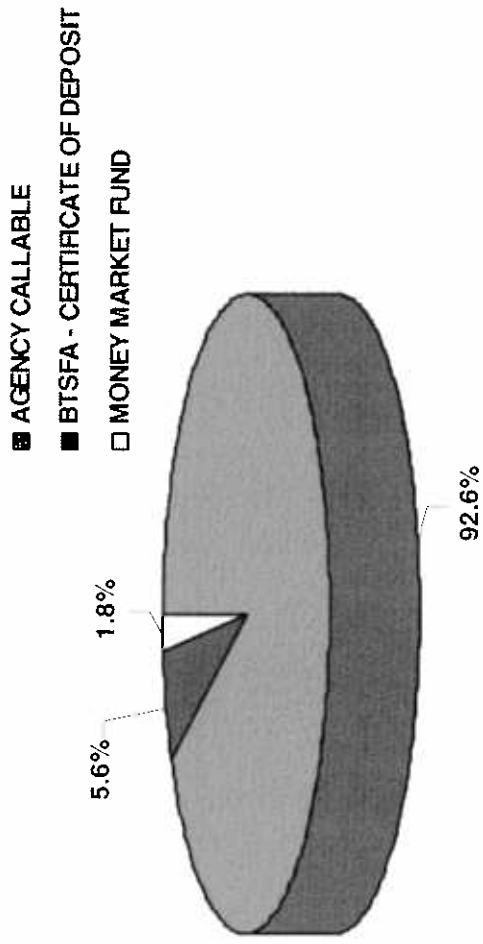
# Buckeye Tobacco Fund (SFC) Asset Allocation

ASSET TYPE	PAR AMOUNT	BOOK VALUE	MKT VALUE	% BOOK	WT YLD	WT DTM
AGENCY CALLABLE	\$ 3,644,000,000.00	\$ 3,644,000,000.00	\$ 3,674,072,800.00	92.596	4.662	1,303.27
BTSFA - CERTIFICATE OF DEPOSIT	\$ 220,095,500.00	\$ 220,095,500.00	\$ 220,095,500.00	5.592	4.490	180.57
MONEY MARKET FUND	\$ 71,241,332.16	\$ 71,241,332.16	\$ 71,241,332.16	1.810	4.470	1.00
	\$ 3,935,336,832.16	\$ 3,935,336,832.16	\$ 3,965,409,632.16	100.000	4.649	1,216.90



# Buckeye Tobacco Fund (SFC) Asset Allocation

BTSFA - School Facilities Commission



# Buckeye Tobacco Fund (BOR) Asset Allocation

ASSET TYPE	PAR AMOUNT	BOOK VALUE	MKT VALUE	% BOOK	WT YLD	WT DTM
AGENCY CALLABLE	\$ 906,000,000.00	\$ 906,000,000.00	\$ 913,499,450.00	99.846	4.663	1,306.38
MONEY MARKET FUND	\$ 805,530.51	\$ 805,530.51	\$ 805,530.51	0.088	4.370	1.00
STAR OHIO - CASH ACCT	\$ 585,468.25	\$ 585,468.25	\$ 585,468.25	0.064	4.460	1.00
	\$ 907,390,998.76	\$ 907,390,998.76	\$ 914,890,448.76	100.000	4.663	1,304.38

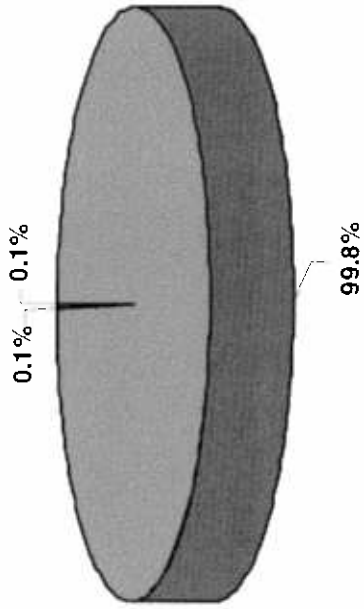


# Buckeye Tobacco Fund (BOR) Asset Allocation

---

BTSFA - Board of Regents

- AGENCY CALLABLE
- MONEY MARKET FUND
- STAR OHIO - CASH ACCT



# Ohio Lottery DPTF Asset Allocation

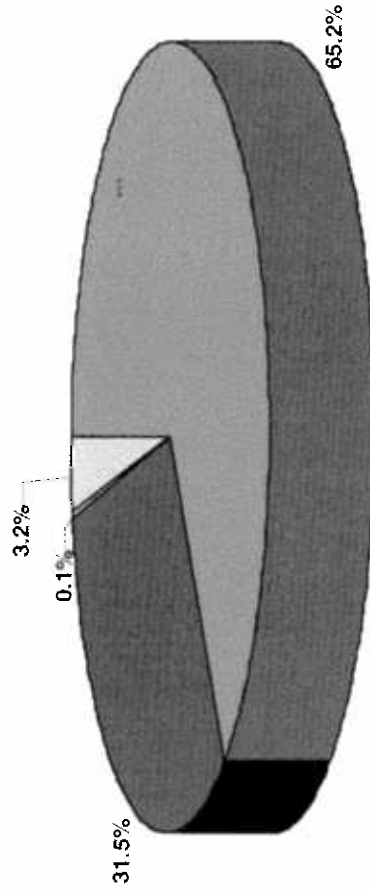
ASSET TYPE	PAR AMOUNT	BOOK VALUE	MKT VALUE	% BOOK	WT YLD	WT DTM
AGENCY COUPON	\$ 371,587,000.00	\$ 366,883,003.40	\$ 381,923,606.52	65.171	5.063	1,559.94
AGENCY STRIPS	\$ 441,955,000.00	\$ 177,429,746.56	\$ 298,068,882.08	31.517	5.753	3,340.53
STAR OHIO - CASH ACCT	\$ 709,447.67	\$ 709,447.67	\$ 709,447.67	0.126	4.460	1.00
TREASURIES	\$ 28,478,000.00	\$ 17,928,979.74	\$ 19,249,660.50	3.184	4.676	3,582.15
	\$ 842,729,447.67	\$ 562,951,177.37	\$ 699,951,596.77	100.000	5.267	2,560.76



# Ohio Lottery DPTF Asset Allocation

---

- AGENCY COUPON
- AGENCY STRIPS
- STAR OHIO - CASH ACCT
- TREASURIES





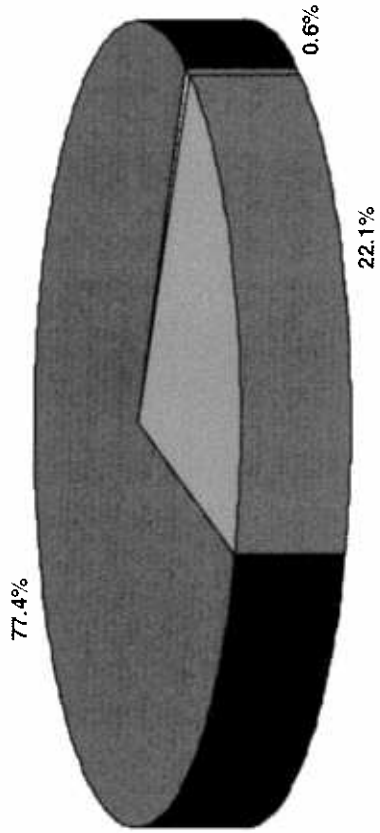
# STAR Ohio Asset Allocation

ASSET TYPE	PAR AMOUNT	BOOK VALUE	MKT VALUE	% BOOK	WT YLD	WT DTM
COMMERCIAL PAPER	\$ 1,290,000,000.00	\$ 1,278,130,401.38	\$ 1,278,130,401.38	22.091	4.953	20.69
DISCOUNT NOTES	\$ 4,524,121,000.00	\$ 4,473,495,491.50	\$ 4,500,581,505.10	77.319	4.410	47.79
REPURCHASE AGREEMENT	\$ 34,101,439.00	\$ 34,101,439.00	\$ 34,101,439.00	0.589	3.250	2.00
	\$ 5,848,222,439.00	\$ 5,785,727,331.88	\$ 5,812,813,345.48	100.000	4.523	41.55



# STAR Ohio Asset Allocation

- COMMERCIAL PAPER
- DISCOUNT NOTES
- REPURCHASE AGREEMENT



# **TRANSACTION ACTIVITY**

PGM: INVS\_MONTHEND\_TRANSACTIONS

SOURCE: VisualQED

MODEL: TRANSACTION

BASES: SETTLEMENT

BEGIN: 12/01/07

END: 12/31/07

R I C E A R D C O R D R A Y  
T R E A S U R E R , S T A T E O F O H I O  
I N V E S T M E N T T R A N S A C T I O N R E P O R T

TRANSACTIONS FOR 12/01/07 TO 12/31/07

INVS#	TXN	FUND	FUND	SETTLE	CUSIP	DESCRIPTION	RATE	MATURITY	PUR-YL	PAR	AMOUNT	PRIN/PROC	P/S-INTEREST	SETTLE	AMT
183739	PUR	300	REG	12/03/07	0027A1Z44	ABBEY NATIONAL MA, LLC	4.64	12/04/07	4.705	22,503,000.00	22,500,099.61			22,500,099.61	
183740	PUR	301	REG	12/03/07	90262DZ40	UBS FINANCE	4.60	12/04/07	4.664	50,000,000.00	49,993,611.11			49,993,611.11	
183742	PUR	301	REG	12/03/07	90262DZ40	UBS FINANCE	4.60	12/04/07	4.664	2,000,000.00	1,999,744.44			1,999,744.44	
181771	CNTR	300	REG	12/03/07	926464520	VICTORY FEDERAL MKMT FUND			4.340	4,905,997.45	4,905,997.45			4,905,997.45	
183746	PUR	304	REG	12/03/07	9497F1ZB9	WELLS FARGO & CO	4.57	12/11/07	4.638	46,517,000.00	46,469,759.40			46,469,759.40	
183737	PUR	303	SPRJ	12/03/07	LD0802073	CHARTER ONE BANK	1.00	12/03/09	1.000	125,000.00	125,000.00			125,000.00	
183738	PUR	303	SPRJ	12/03/07	LD0802081	NATIONAL CITY BANK	1.00	12/03/09	1.000	335,724.59	335,724.59			335,724.59	
183741	PUR	303	SPRJ	12/03/07	LD0802099	CITIZENS NATIONAL OF BLUFFTON	1.00	12/03/09	1.000	42,000.00	42,000.00			42,000.00	
183743	PUR	303	SPRJ	12/03/07	LD0802107	CITIZENS NATIONAL OF BLUFFTON	1.00	12/03/09	1.000	50,000.00	50,000.00			50,000.00	
183744	PUR	303	SPRJ	12/03/07	LD0802115	CITIZENS NATIONAL OF BLUFFTON	1.00	12/03/09	1.000	50,000.00	50,000.00			50,000.00	
183745	PUR	303	SPRJ	12/03/07	LD0802123	CITIZENS NATIONAL OF BLUFFTON	1.00	12/03/09	1.000	60,000.00	60,000.00			60,000.00	
183750	PUR	303	SPRJ	12/03/07	LD0802131	AMERICAN SAVINGS BANK, PSB	1.00	12/03/08	1.000	150,000.00	150,000.00			150,000.00	
154433	CNTR	300	REG	12/03/07	STAR30012	STAR OHIO 10010			4.590	6,859,000.00	6,859,000.00			6,859,000.00	
183777	PUR	304	REG	12/04/07	0027A1Z51	ABBEY NATIONAL MA, LLC	4.60	12/05/07	4.664	49,906,000.00	49,899,623.12			49,899,623.12	
183778	PUR	304	REG	12/04/07	0027A1Z51	ABBEY NATIONAL MA, LLC	4.60	12/05/07	4.664	100,000.00	99,987.22			99,987.22	
183779	PUR	301	REG	12/04/07	02635ZC4	AMERICAN GENERAL FINANCE CORP	4.53	12/12/07	4.598	44,000,000.00	43,955,706.67			43,955,706.67	
146898	CNTR	300	REG	12/04/07	316175108	FIDELITY US GOVERNMENT FUND #57			4.640	7,693,000.00	7,693,000.00			7,693,000.00	
180005	CNTR	301	REG	12/04/07	4812C0670	JP MORGAN US GOVT MKMT #3164			4.620	8,044,000.00	8,044,000.00			8,044,000.00	
183755	PUR	303	SPRJ	12/04/07	LD0802149	FIFTH THIRD BANK	1.00	12/04/09	1.000	145,402.91	145,402.91			145,402.91	
183756	PUR	303	SPRJ	12/04/07	LD0802156	FIFTH THIRD BANK	1.00	12/04/09	1.000	250,000.00	250,000.00			250,000.00	
183757	PUR	303	SPRJ	12/04/07	LD0802164	GREENVILLE FEDERAL SAL ASSOC.	1.00	12/04/09	1.000	80,000.00	80,000.00			80,000.00	
183758	PUR	303	SPRJ	12/04/07	LD0802172	U.S. BANK, N.A.	1.00	12/04/09	1.000	84,514.45	84,514.45			84,514.45	
174457	CNTR	304	REG	12/04/07	STAR30418	STAR OHIO 63942			4.580	26,113,000.00	26,113,000.00			26,113,000.00	
183799	PUR	300	REG	12/05/07	0027A0A76	ABBEY NATIONAL MA, LLC	5.14	1/07/08	5.236	13,874,000.00	13,808,630.34			13,808,630.34	
183800	PUR	300	REG	12/05/07	0027A0A76	ABBEY NATIONAL MA, LLC	5.14	1/07/08	5.236	10,121,000.00	10,073,313.22			10,073,313.22	
183801	PUR	300	REG	12/05/07	0027A0A76	ABBEY NATIONAL MA, LLC	5.14	1/07/08	5.236	12,838,000.00	12,777,511.62			12,777,511.62	
183802	PUR	300	REG	12/05/07	0027A0A76	ABBEY NATIONAL MA, LLC	5.14	1/07/08	5.236	24,231,000.00	24,116,831.60			24,116,831.60	
183803	PUR	300	REG	12/05/07	0660P1Z79	BANK OF AMERICA	4.55	12/07/07	4.614	43,487,000.00	43,476,007.45			43,476,007.45	
183797	PUR	300	REG	12/05/07	2521R0A98	DEKIA DELAWARE	5.22	1/09/08	5.314	50,000,000.00	49,746,493.06			49,746,493.06	
183795	PUR	301	REG	12/05/07	2521R1ZK4	DEKIA DELAWARE	4.85	12/19/07	4.927	25,705,000.00	25,656,517.51			25,656,517.51	
183796	PUR	304	REG	12/05/07	2521R1ZK4	DEKIA DELAWARE	4.85	12/19/07	4.927	23,885,000.00	23,839,950.24			23,839,950.24	
146898	CNTR	300	REG	12/05/07	316175108	FIDELITY US GOVERNMENT FUND #57			4.640	7,230,000.00	7,230,000.00			7,230,000.00	
183791	PUR	295	TOB	12/05/07	36960MZ63	GENERAL ELECTRIC COMPANY	4.58	12/06/07	4.644	50,000,000.00	49,993,638.89			49,993,638.89	
183792	PUR	295	TOB	12/05/07	36960MZ63	GENERAL ELECTRIC COMPANY	4.58	12/06/07	4.644	5,000,000.00	4,999,363.89			4,999,363.89	
183798	PUR	300	REG	12/05/07	4497W0A99	ING (US) FUNDING	5.15	1/09/08	5.248	33,751,000.00	33,582,010.62			33,582,010.62	
183793	PUR	295	TOB	12/05/07	83365Z63	SOCIETE GENERALE NORTH AMERICA	4.56	12/06/07	4.624	45,013,000.00	45,007,298.35			45,007,298.35	
183719	PUR	302	DPTF	12/05/07	912800AA7	US TREASURY STRIP (P)			2.963	50,000.00	47,220.00			47,220.00	
183725	PUR	302	DPTF	12/05/07	912803AE3	US TREASURY STRIP (P)			4.004	50,000.00	36,490.00			36,490.00	
183728	PUR	302	DPTF	12/05/07	912803AP8	US TREASURY STRIP (P)			4.312	50,000.00	31,345.00			31,345.00	

PCMA: INVS MONTHEND\_TRANSACTIONS
SOURCE: VisualQED
MODEL: TRANSACTION
BASIS: SETTLEMENT
BEGIN: 12/01/07
END: 12/31/07

RICHARD CORDRAY
TREASURER, STATE OF OHIO
INVESTMENT TRANSACTION REPORT

TRANSACTIONS FOR 12/01/07 TO 12/31/07

Table with columns: INVEST# TIN, FUND, FUND, SETTL, CUSIP, DESCRIPTION, RATE, MATURITY, PUR-YL, PAR AMOUNT, PRIN/PROC, P/S-INTEREST, SETTLE AMT. Rows include transactions for various funds like 302 DPTF, 303 SPRJ, 300 REG, etc., with descriptions such as 'TREASURY STRIP (P)', 'REPUBLIC BANKING COMPANY', 'FIRST FEDERAL BANK OF THE MIDWEST', etc.

48,630.00
26,166,509.27
45,730.00
44,745.00
42,370.00
40,545.00
38,530.00
34,765.00
33,060.00
29,705.00
28,195.00
26,815.00
25,535.00
24,400.00
23,205.00
22,105.00
21,105.00
1,983,571.68
250,000.00
26,840.03
100,000.00
320,000.00
5,000,000.00
5,000,000.00
5,000,000.00
2,500,000.00
2,500,000.00
5,000,000.00
1,200,000.00
500,000.00
1,000,000.00
4,000,000.00
5,000,000.00
5,000,000.00
5,000,000.00
100,000.00
700,000.00
2,500,000.00
49,993,680.56

PGM: INVS MONTHEND TRANSACTIONS

SOURCE: VisualQED

MODEL: TRANSACTION

BASIS: SETTLEMENT

BEGIN: 12/01/07

END: 12/31/07

RICHARD CORDRAY  
TREASURER, STATE OF OHIO

INVESTMENT TRANSACTION REPORT

TRANSACTIONS FOR 12/01/07 TO 12/31/07

INVT#	TXN	FUND	FUND	SETTLE	CUSIP	DESCRIPTION	RATE	MATURITY	PUR-YL	PAR	AMOUNT	PRIN/PROC	P/S-INTEREST	SETTLE AMT
183818	PUR	295	TOB	12/06/07	36959JZ71	GENERAL ELECTRIC CAPITAL CORP	4.55	12/07/07	4.614	5,000,000.00	4,999,368.06		4,999,368.06	
183819	PUR	295	TOB	12/06/07	83365SZ71	SOCIETE GENERALE NORTH AMERICA	4.55	12/07/07	4.614	45,025,000.00	45,019,309.34		45,019,309.34	
183815	PUR	304	REG	12/06/07	83365SZ71	SOCIETE GENERALE NORTH AMERICA	4.55	12/07/07	4.614	25,000,000.00	24,996,840.28		24,996,840.28	
183816	PUR	304	REG	12/06/07	83365SZ71	SOCIETE GENERALE NORTH AMERICA	4.55	12/07/07	4.614	25,000,000.00	25,002,839.52		25,002,839.52	
181771	CNTR	300	REG	12/06/07	926464520	VICTORY FEDERAL MMAT FUND			4.340	9,232,555.36	9,232,555.36		9,232,555.36	
183812	PUR	303	SPRJ	12/06/07	LD0802222	HUNTINGTON NATIONAL BANK, MA	1.00	12/04/09	1.000	112,913.20	112,913.20		112,913.20	
183813	PUR	303	SPRJ	12/06/07	LD0802230	CITIZENS NATIONAL OF BLUFFTON	1.00	12/04/09	1.000	96,100.00	96,100.00		96,100.00	
183814	PUR	303	SPRJ	12/06/07	LD0802248	RICHLAND TRUST COMPANY	1.00	12/04/09	1.000	226,256.91	226,256.91		226,256.91	
164058	CNTR	304	REG	12/07/07	316175108	FIDELITY US GOVERNMENT FUND #57			4.630	24,776,000.00	24,776,000.00		24,776,000.00	
183828	PUR	295	TOB	12/07/07	38142VZA3	GOLDMAN SACHS	4.45	12/10/07	4.513	50,000,000.00	49,981,458.33		49,981,458.33	
183830	PUR	295	TOB	12/07/07	38142VZA3	GOLDMAN SACHS	4.45	12/10/07	4.513	5,000,000.00	4,998,145.83		4,998,145.83	
183831	PUR	301	REG	12/07/07	74433HZM9	PRUDENTIAL FUNDING	4.42	12/21/07	4.489	46,600,000.00	46,582,719.17		46,582,719.17	
183832	PUR	301	REG	12/07/07	74433HZM9	PRUDENTIAL FUNDING	4.42	12/21/07	4.489	50,000,000.00	49,914,055.56		49,914,055.56	
183824	PUR	304	REG	12/07/07	912828HG8	US TREASURY NOTE	3.88	12/31/12	3.357	1,644,000.00	1,641,174.15		1,641,174.15	
183825	PUR	303	SPRJ	12/07/07	LD0802255	FIRST CITIZENS NATIONAL BANK	1.00	12/07/09	1.000	25,000,000.00	25,580,078.12	98,471.84	25,678,549.96	
183826	PUR	303	SPRJ	12/07/07	LD0802263	FIRST NATIONAL BANK OF PANDORA	1.00	12/07/09	1.000	99,968.00	99,968.00		99,968.00	
183827	PUR	303	SPRJ	12/07/07	LD0802271	FIRST NATIONAL BANK OF PANDORA	1.00	12/07/09	1.000	19,436.24	19,436.24		19,436.24	
183669	CNTR	296	TOB	12/07/07	STAR29618	STAR OHIO 71106	1.00	12/07/09	1.000	31,836.87	31,836.87		31,836.87	
183855	PUR	300	REG	12/10/07	313396SE4	FHLMC DISCOUNT NOTE	4.22	1/24/08	4.301	384,200.00	384,200.00		384,200.00	
183857	PUR	300	REG	12/10/07	313396SE4	FHLMC DISCOUNT NOTE	4.22	1/24/08	4.301	18,581,000.00	18,582,457.73		18,582,457.73	
183689	PUR	295	TOB	12/10/07	3133XNJE0	FHLS DEBENTURE	5.00	12/10/12	5.000	6,419,000.00	6,385,139.78		6,385,139.78	
183690	PUR	295	TOB	12/10/07	3133XNJE0	FHLS DEBENTURE	5.00	12/10/12	5.000	50,000,000.00	50,000,000.00		50,000,000.00	
183691	PUR	295	TOB	12/10/07	3133XNJE0	FHLS DEBENTURE	5.00	12/10/12	5.000	50,000,000.00	50,000,000.00		50,000,000.00	
183692	PUR	295	TOB	12/10/07	3133XNJE0	FHLS DEBENTURE	5.00	12/10/12	5.000	50,000,000.00	50,000,000.00		50,000,000.00	
183693	PUR	295	TOB	12/10/07	3133XNJE0	FHLS DEBENTURE	5.00	12/10/12	5.000	50,000,000.00	50,000,000.00		50,000,000.00	
183694	PUR	295	TOB	12/10/07	3133XNJE0	FHLS DEBENTURE	5.00	12/10/12	5.000	50,000,000.00	50,000,000.00		50,000,000.00	
183695	PUR	295	TOB	12/10/07	3133XNJE0	FHLS DEBENTURE	5.00	12/10/12	5.000	50,000,000.00	50,000,000.00		50,000,000.00	
183696	PUR	295	TOB	12/10/07	3133XNJE0	FHLS DEBENTURE	5.00	12/10/12	5.000	50,000,000.00	50,000,000.00		50,000,000.00	
183687	PUR	296	TOB	12/10/07	3133XNJE0	FHLS DEBENTURE	5.00	12/10/12	5.000	50,000,000.00	50,000,000.00		50,000,000.00	
183688	PUR	296	TOB	12/10/07	3133XNJE0	FHLS DEBENTURE	5.00	12/10/12	5.000	50,000,000.00	50,000,000.00		50,000,000.00	
183841	PUR	300	REG	12/10/07	313588SM8	FAMA DISCOUNT NOTE	4.24	1/31/08	4.325	20,984,000.00	20,855,484.66		20,855,484.66	
183844	PUR	300	REG	12/10/07	313588SM8	FAMA DISCOUNT NOTE	4.24	1/31/08	4.325	29,968,000.00	29,784,462.65		29,784,462.65	
183845	PUR	300	REG	12/10/07	313588SM8	FAMA DISCOUNT NOTE	4.24	1/31/08	4.325	50,000,000.00	49,693,777.78		49,693,777.78	
183846	PUR	300	REG	12/10/07	313588SM8	FAMA DISCOUNT NOTE	4.24	1/31/08	4.325	50,000,000.00	50,000,000.00		50,000,000.00	
183852	PUR	300	REG	12/10/07	83365SZB2	SOCIETE GENERALE NORTH AMERICA	4.42	12/11/07	4.482	1,801,000.00	1,789,969.88		1,789,969.88	
183848	PUR	304	REG	12/10/07	912828FU9	US TREASURY NOTE	4.50	9/30/11	3.302	48,774,000.00	48,768,011.64		48,768,011.64	
183847	PUR	304	REG	12/10/07	912828HC7	US TREASURY NOTE	4.13	8/31/12	3.462	25,000,000.00	26,061,523.45		26,279,761.15	
183849	PUR	304	REG	12/10/07	912828HJ2	US TREASURY NOTE	3.13	11/30/09	3.096	25,000,000.00	25,714,843.75		26,000,987.29	
										25,000,000.00	25,013,671.87		25,035,017.50	

PGM: INVS MONTHEND\_TRANSACTIONS
SOURCE: VISUALQED
MODEL: TRANSACTION
BASIS: SETTLEMENT
BEGIN: 12/01/07
END: 12/31/07

RICHARD CORDRAY
TREASURER, STATE OF OHIO
INVESTMENT TRANSACTION REPORT

TRANSACTIONS FOR 12/01/07 TO 12/31/07

Table with columns: INVST# TXN FUND FUND SETTLE CUSIP DESCRIPTION RATE MATURITY PUR-YL PAR AMOUNT P/S-INTEREST PRIN/PROC SETTLE AMT. Rows include transactions for various funds like 183850 PUR 303 SPRJ and 183851 PUR 303 SPRJ.

RICHARD CORDRAY  
TREASURER, STATE OF OHIO  
INVESTMENT TRANSACTION REPORT

PGM: INVS MONTHEND\_TRANSACTIONS  
SOURCE: VisualQED  
MODEL: TRANSACTION  
BASIS: SETTLEMENT  
BEGIN: 12/01/07  
END: 12/31/07

TRANSACTIONS FOR 12/01/07 TO 12/31/07

INVS#	YIN	FUND	FUND	SETTLE	CUSIP	DESCRIPTION	RATE	MAIORITY	PUR-YL	PAR	AMOUNT	PRIN/PROC	P/S-INTEREST	SETTLE	AMT
170509	CNTR	300	REG	12/14/07	4812C0670	JP MORGAN US GOVT MKMT #3164	4.00	3/15/10	4.480	9,655,000.00	9,655,000.00			9,655,000.00	
183904	PUR	304	REG	12/14/07	912828DF2	US TREASURY NOTE	4.25	1/15/11	3.187	25,000,000.00	25,437,500.00	247,252.75		25,684,752.75	
183905	PUR	304	REG	12/14/07	912828E55	US TREASURY NOTE	4.13	8/31/12	3.561	25,000,000.00	25,789,062.50	438,858.70		26,227,921.20	
183903	PUR	304	REG	12/14/07	912828HC7	US TREASURY NOTE	1.00	12/14/09	1.000	21,000.00	21,000.00			21,000.00	
183907	PUR	303	SPRJ	12/14/07	LD0802420	FIRSTMERIT BANK, NA	1.00	12/14/09	1.000	100,000.00	100,000.00			100,000.00	
183908	PUR	303	SPRJ	12/14/07	LD0802438	FARMERS & MERCHANTS STATE BANK	1.00	12/14/09	1.000	250,000.00	250,000.00			250,000.00	
183910	PUR	303	SPRJ	12/14/07	LD0802446	FARMERS & MERCHANTS STATE BANK	1.00	12/14/09	1.000	10,872.34	10,872.34			10,872.34	
183911	PUR	303	SPRJ	12/14/07	LD0802453	COMMERCIAL SAVINGS BANK, UPPER S	1.00	12/14/09	1.000	134,754.65	134,754.65			134,754.65	
183915	PUR	303	SPRJ	12/14/07	LD0802461	ADVANTAGE BANK	4.25	1/04/08	4.318	40,034,000.00	39,948,927.75			39,948,927.75	
183949	PUR	300	REG	12/17/07	313384EJ0	FHLB DISCOUNT NOTE	4.24	1/16/08	4.314	50,000,000.00	49,823,333.33			49,823,333.33	
183945	PUR	300	REG	12/17/07	313384RW1	FHLB DISCOUNT NOTE	4.24	1/16/08	4.314	23,749,000.00	23,665,086.87			23,665,086.87	
183946	PUR	300	REG	12/17/07	313384RW1	FHLB DISCOUNT NOTE	4.25	1/22/08	4.327	24,208,000.00	24,105,116.00			24,105,116.00	
183947	PUR	300	REG	12/17/07	313396SC8	FHLB DISCOUNT NOTE	4.40	12/18/07	4.462	50,000,000.00	49,993,888.89			49,993,888.89	
183951	PUR	300	REG	12/17/07	36959JZJ5	GENERAL ELECTRIC CAPITAL CORP	4.85	1/18/08	4.939	35,000,000.00	34,995,722.22			34,995,722.22	
183952	PUR	300	REG	12/17/07	36959JZJ5	GENERAL ELECTRIC CAPITAL CORP	4.85	1/18/08	4.939	9,934,000.00	9,891,173.42			9,891,173.42	
183920	PUR	300	REG	12/17/07	4497W0AJ7	ING (US) FUNDING	4.13	8/31/12	3.639	25,000,000.00	25,519,531.25	305,975.27		25,825,506.52	
183921	PUR	300	REG	12/17/07	4497W0AJ7	ING (US) FUNDING	3.13	11/30/09	3.191	25,000,000.00	24,968,750.00	36,287.57		25,005,037.57	
183924	PUR	304	REG	12/17/07	912828HC7	US TREASURY NOTE	4.110	12/17/09	4.110	9,397,884.45	9,397,884.45			9,397,884.45	
183906	PUR	304	REG	12/17/07	926464520	VICTORY FEDERAL MKMT FUND	.75	12/17/09	.750	400,000.00	400,000.00			400,000.00	
181771	CNTR	300	REG	12/17/07	LD0802479	CITIZENS NATIONAL OF BLUFFTON	.75	12/17/09	.750	144,541.23	144,541.23			144,541.23	
183944	PUR	303	SPRJ	12/17/07	LD0802487	OLD FORT BANKING COMPANY	.75	12/17/09	.750	400,000.00	400,000.00			400,000.00	
183948	PUR	303	SPRJ	12/17/07	LD0802495	OLD FORT BANKING COMPANY	.75	12/17/09	.750	400,000.00	400,000.00			400,000.00	
183950	PUR	303	SPRJ	12/17/07	LD0802503	SECOND NATIONAL BANK	.75	12/17/09	.750	400,000.00	400,000.00			400,000.00	
183953	PUR	303	SPRJ	12/17/07	LD0802511	FIFTH THIRD BANK	.75	12/17/09	.750	400,000.00	400,000.00			400,000.00	
183954	PUR	303	SPRJ	12/17/07	LD0802529	SECOND NATIONAL BANK	.75	12/17/09	.750	24,678.00	24,678.00			24,678.00	
183977	PUR	300	REG	12/16/07	313384SF7	FHLB DISCOUNT NOTE	4.25	1/25/08	4.328	50,000,000.00	49,775,694.44			49,775,694.44	
164058	CNTR	304	REG	12/18/07	316175108	FIDELITY US GOVERNMENT FUND #57	4.460	12/18/09	4.460	20,000.00	20,000.00			20,000.00	
170509	CNTR	300	REG	12/18/07	4812C0670	JP MORGAN US GOVT MKMT #3164	4.430	12/18/09	4.430	16,788,000.00	16,788,000.00			16,788,000.00	
180005	CNTR	301	REG	12/18/07	4812C0670	JP MORGAN US GOVT MKMT #3164	4.430	12/18/09	4.430	26,310,000.00	26,310,000.00			26,310,000.00	
183978	PUR	300	REG	12/18/07	74977LZK6	RABOBANK USA FINANCIAL CORP	4.31	12/19/07	4.370	50,000,000.00	49,994,013.89			49,994,013.89	
183973	PUR	303	SPRJ	12/18/07	LD0802537	SECURITY NATIONAL BANK & TRUST	.75	12/18/09	.750	109,000.00	109,000.00			109,000.00	
183974	PUR	303	SPRJ	12/18/07	LD0802545	ADVANTAGE BANK	.75	12/18/09	.750	20,000.00	20,000.00			20,000.00	
183975	PUR	303	SPRJ	12/18/07	LD0802552	FIRST FEDERAL BANK OF THE MIDWEST	.75	12/18/09	.750	400,000.00	400,000.00			400,000.00	
183983	PUR	303	SPRJ	12/18/07	LD0802560	FIRST NATIONAL BANK OF PANDORA	.75	12/18/09	.750	59,350.00	59,350.00			59,350.00	
183984	PUR	303	SPRJ	12/18/07	LD0802578	AMERICAN SAVINGS BANK, FSB	.75	12/18/09	.750	400,000.00	400,000.00			400,000.00	
174457	CNTR	304	REG	12/18/07	STAR30418	STAR OHIO 63942	4.530	1/16/08	4.530	25,136,000.00	25,136,000.00			25,136,000.00	
183979	PUR	300	REG	12/19/07	313384RW1	FHLB DISCOUNT NOTE	4.328	1/16/08	4.328	50,000,000.00	49,834,527.78			49,834,527.78	
164058	CNTR	304	REG	12/19/07	316175108	FIDELITY US GOVERNMENT FUND #57	4.460	1/16/08	4.460	23,885,000.00	23,885,000.00			23,885,000.00	



RICHARD CORDRAY  
TREASURER, STATE OF OHIO

INVESTMENT TRANSACTION REPORT

TRANSACTIONS FOR 12/01/07 TO 12/31/07

FORM: INVS MONTHEND\_TRANSACTIONS  
SOURCE: VISUALQED  
MODEL: TRANSACTION  
BASIS: SETTLEMENT  
BEGIN: 12/01/07  
END: 12/31/07

INVT#	TZN	FUND	FORD	SETTLE	CUSIP	DESCRIPTION	RATE	MATURITY	PUR-YL	PAR	AMOUNT	PRIN/PROC	P/S-INTEREST	SETTLE AMT
183992	PUR	300	REG	12/19/07	36959JZL0	GENERAL ELECTRIC CAPITAL CORP	4.24	12/20/07	4.299	25,000,000.00	24,997,055.56		24,997,055.56	
180005	CNTR	301	REG	12/19/07	4812C0670	JP MORGAN US GOVT MKT #3164			4.430	25,705,000.00	25,705,000.00		25,705,000.00	
183935	PUR	302	DFTF	12/19/07	912803AP8	US TREASURY STRIP (P)		11/15/18	4.620	100,000.00	60,765.00		60,765.00	
183925	PUR	302	DFTF	12/19/07	912833GD6	US TREASURY STRIP		11/15/08	3.350	100,000.00	97,033.00		97,033.00	
183926	PUR	302	DFTF	12/19/07	912833GF1	US TREASURY STRIP		11/15/09	3.250	100,000.00	94,038.00		94,038.00	
183927	PUR	302	DFTF	12/19/07	912833JV3	US TREASURY STRIP		11/15/10	3.250	100,000.00	91,055.00		91,055.00	
183928	PUR	302	DFTF	12/19/07	912833JK9	US TREASURY STRIP		11/15/11	2.980	100,000.00	89,087.00		89,087.00	
183929	PUR	302	DFTF	12/19/07	912833JZ4	US TREASURY STRIP		11/15/12	3.620	100,000.00	83,859.00		83,859.00	
183930	PUR	302	DFTF	12/19/07	912833KB5	US TREASURY STRIP		11/15/13	3.790	100,000.00	80,110.00		80,110.00	
183931	PUR	302	DFTF	12/19/07	912833KD1	US TREASURY STRIP		11/15/14	4.220	100,000.00	74,944.00		74,944.00	
183932	PUR	302	DFTF	12/19/07	912833KF6	US TREASURY STRIP		11/15/15	4.270	100,000.00	71,601.00		71,601.00	
183933	PUR	302	DFTF	12/19/07	912833KK5	US TREASURY STRIP		11/15/16	4.400	100,000.00	67,866.00		67,866.00	
183934	PUR	302	DFTF	12/19/07	912833KP4	US TREASURY STRIP		11/15/17	4.500	100,000.00	64,349.00		64,349.00	
183935	PUR	302	DFTF	12/19/07	912833KE7	US TREASURY STRIP		11/15/19	4.720	100,000.00	57,381.00		57,381.00	
183936	PUR	302	DFTF	12/19/07	912833LB4	US TREASURY STRIP		11/15/20	4.810	100,000.00	54,147.00		54,147.00	
183937	PUR	302	DFTF	12/19/07	912833LF5	US TREASURY STRIP		11/15/21	4.860	100,000.00	51,285.00		51,285.00	
183938	PUR	302	DFTF	12/19/07	912833LK4	US TREASURY STRIP		11/15/22	4.870	100,000.00	48,809.00		48,809.00	
183939	PUR	302	DFTF	12/19/07	912833LK4	US TREASURY STRIP		11/15/23	4.870	100,000.00	46,516.00		46,516.00	
183940	PUR	302	DFTF	12/19/07	912833LP3	US TREASURY STRIP		11/15/24	4.890	100,000.00	44,185.00		44,185.00	
183941	PUR	302	DFTF	12/19/07	912833LT5	US TREASURY STRIP		11/15/25	4.890	100,000.00	42,101.00		42,101.00	
183942	PUR	302	DFTF	12/19/07	912833LK6	US TREASURY STRIP		11/15/26	4.553	100,000.00	42,689.00		42,689.00	
183943	PUR	302	DFTF	12/19/07	912833PB0	US TREASURY STRIP		11/15/09	.750	20,068.37	20,068.37		20,068.37	
183985	PUR	303	SPRJ	12/19/07	LD0802586	FIRST PLACE BANK	.75	12/18/09	.750	50,000.00	50,000.00		50,000.00	
183990	PUR	303	SPRJ	12/19/07	LD0802594	FARMERS & MERCHANTS STATE BANK	.75	12/18/09	.750	50,000.00	50,000.00		50,000.00	
146998	CNTR	300	REG	12/19/07	LD0802602	MINSTER BANK	.75	12/18/09	.750	325,000.00	325,000.00		325,000.00	
184018	PUR	304	REG	12/20/07	316175108	FIDELITY US GOVERNMENT FUND #57			4.460	30,000,000.00	30,000,000.00		30,000,000.00	
184019	PUR	304	REG	12/20/07	38142TA70	GOLDMAN SACHS	5.15	1/07/08	5.235	50,000,000.00	49,871,250.00		49,871,250.00	
184020	PUR	300	REG	12/20/07	38142TA88	GOLDMAN SACHS	5.15	1/07/08	5.235	2,155,000.00	2,149,450.87		2,149,450.87	
170509	CNTR	300	REG	12/20/07	4812C0670	JP MORGAN US GOVT MKT #3164	5.20	1/08/08	5.287	50,000,000.00	49,862,777.78		49,862,777.78	
181771	CNTR	300	REG	12/20/07	926464520	VICTORY FEDERAL MKMT FUND			4.430	36,309,000.00	36,309,000.00		36,309,000.00	
184004	PUR	303	SPRJ	12/20/07	LD0802610	FIRST FEDERAL BANK OF THE MIDWEST	.75	12/18/09	.750	400,000.00	400,000.00		400,000.00	
184005	PUR	303	SPRJ	12/20/07	LD0802628	FIRST FEDERAL BANK OF THE MIDWEST	.75	12/18/09	.750	175,000.00	175,000.00		175,000.00	
184006	PUR	303	SPRJ	12/20/07	LD0802636	HUNTINGTON NATIONAL BANK, NA	.75	12/18/09	.750	57,941.00	57,941.00		57,941.00	
184007	PUR	303	SPRJ	12/20/07	LD0802644	SECOND NATIONAL BANK	.75	12/18/09	.750	400,000.00	400,000.00		400,000.00	
184008	PUR	303	SPRJ	12/20/07	LD0802651	SECOND NATIONAL BANK	.75	12/18/09	.750	170,000.00	170,000.00		170,000.00	
184021	PUR	300	REG	12/21/07	313396SF1	FHLMC DISCOUNT NOTE	4.30	1/25/08	4.378	50,000,000.00	49,790,972.22		49,790,972.22	
181771	CNTR	300	REG	12/21/07	926464520	VICTORY FEDERAL MKMT FUND			4.040	1,525,470.24	1,525,470.24		1,525,470.24	
184025	PUR	303	SPRJ	12/21/07	LD0802669	ADVANTAGE BANK	.08	12/21/09	.750	30,000.00	30,000.00		30,000.00	
184026	PUR	303	SPRJ	12/21/07	LD0802677	FIRST FEDERAL BANK OF THE MIDWEST	.75	12/21/09	.750	250,000.00	250,000.00		250,000.00	

PCMA: INVS MONTHEND\_TRANSACTIONS  
SOURCE: VISUALOED  
MODEL: TRANSACTION  
BASIS: SETTLEMENT  
BEGIN: 12/01/07  
END: 12/31/07

RICHARD CORDRAY  
TREASURER, STATE OF OHIO  
INVESTMENT TRANSACTION REPORT

TRANSACTIONS FOR 12/01/07 TO 12/31/07

INVT#	TIN	FUND	FUND	SETTLE	CUSIP	DESCRIPTION	RATE	MATURITY	PUR-YL	PAR	AMOUNT	PRIN/PROC	P/S-INTEREST	SETTLE	AMT
184027	PUR	303	SPRJ	12/21/07	LD0802685	FIRST FEDERAL BANK OF THE MIDWEST	.75	12/21/09	.750	200,000.00	200,000.00			200,000.00	
184028	PUR	303	SPRJ	12/21/07	LD0802693	REPUBLIC BANKING COMPANY	.75	12/21/09	.750	129,917.68	129,917.68			129,917.68	
182202	CNTR	301	REG	12/21/07	STAR30129	STAR OHIO 70933			4.520	77,352,000.00	77,352,000.00			77,352,000.00	
184045	PUR	300	REG	12/24/07	0027ALZS1	ABBEY NATIONAL NA, LLC	4.31	12/26/07	4.373	50,000,000.00	50,000,000.00			49,988,020.83	
184044	PUR	300	REG	12/24/07	36959ZS5	GENERAL ELECTRIC CAPITAL CORP	4.28	12/26/07	4.340	50,000,000.00	50,000,000.00			49,988,111.11	
184043	PUR	300	REG	12/24/07	4042FOA84	HSEC FINANCE CORP	4.50	1/08/08	4.571	50,000,000.00	50,000,000.00			49,906,250.00	
184042	PUR	300	REG	12/24/07	4042FOA92	HSEC FINANCE CORP	4.50	1/09/08	4.572	16,639,000.00	16,639,000.00			16,605,722.00	
184046	PUR	300	REG	12/24/07	83365RA70	SOCIETE GENERALE NORTH AMERICA	4.38	1/07/08	4.448	50,000,000.00	49,914,833.33			49,914,833.33	
184038	PUR	303	SPRJ	12/24/07	LD0802719	HUNTINGTON NATIONAL BANK, NA	.75	12/24/09	.750	50,000.00	50,000.00			50,000.00	
154433	CNTR	300	REG	12/24/07	STAR30012	STAR OHIO 10010			4.520	8,000,000.00	8,000,000.00			8,000,000.00	
184057	PUR	300	REG	12/26/07	0027A0A43	ABBEY NATIONAL NA, LLC	4.61	1/04/08	4.679	50,000,000.00	49,942,375.00			49,942,375.00	
184062	PUR	300	REG	12/26/07	36959ZT3	GENERAL ELECTRIC CAPITAL CORP	4.25	12/27/07	4.310	43,592,000.00	43,586,853.72			43,586,853.72	
184060	PUR	300	REG	12/26/07	4042FOA49	HSEC FINANCE CORP	4.40	1/10/08	4.469	25,000,000.00	24,954,166.67			24,954,166.67	
184061	PUR	300	REG	12/26/07	4042FOA84	HSEC FINANCE CORP	4.40	1/17/08	4.473	50,000,000.00	49,865,555.56			49,865,555.56	
170509	CNTR	300	REG	12/26/07	4812C0670	JP MORGAN US GOVT MKKT #3164			4.420	22,814,000.00	22,814,000.00			22,814,000.00	
184058	PUR	300	REG	12/26/07	83365RA96	SOCIETE GENERALE NORTH AMERICA	4.40	1/09/08	4.469	25,000,000.00	24,957,222.22			24,957,222.22	
184059	PUR	300	REG	12/26/07	90262DZT5	UBS FINANCE	4.28	12/27/07	4.340	50,000,000.00	49,994,055.56			49,994,055.56	
184050	PUR	304	REG	12/26/07	926464520	VICTORY FEDERAL MKKT FUND	3.88	10/31/12	3.630	25,000,000.00	25,269,531.25		149,038.46	25,418,569.71	
181771	CNTR	300	REG	12/27/07	0027ALZU6	ABBEY NATIONAL NA, LLC			4.040	14,198,500.48	14,198,500.48			14,198,500.48	
184074	PUR	300	REG	12/27/07	2521K0CS4	DEXIA DELAWARE	4.81	3/26/08	4.936	21,034,000.00	20,781,066.15			9,247,884.02	
184079	PUR	300	REG	12/27/07	4497W0A88	ING (US) FUNDING	4.72	1/30/08	4.807	45,000,000.00	44,799,400.00			20,781,066.15	
184078	PUR	300	REG	12/27/07	4812C0670	JP MORGAN US GOVT MKKT #3164			4.420	2,109,000.00	2,109,000.00			44,799,400.00	
170509	CNTR	300	REG	12/27/07	4812C0670	JP MORGAN US GOVT MKKT #3164			4.420	2,109,000.00	2,109,000.00			2,109,000.00	
184076	PUR	300	REG	12/27/07	83365RA39	SOCIETE GENERALE NORTH AMERICA	4.50	1/03/08	4.566	30,000,000.00	29,973,750.00			29,973,750.00	
184075	PUR	300	REG	12/27/07	83365SZU0	SOCIETE GENERALE NORTH AMERICA	4.38	12/28/07	4.441	50,000,000.00	49,993,916.67			49,993,916.67	
184077	PUR	300	REG	12/27/07	90262CA31	UBS FINANCE	4.38	1/03/08	4.445	50,000,000.00	49,957,416.67			49,957,416.67	
184068	PUR	304	REG	12/27/07	912828DR8	US TREASURY NOTE	4.00	4/15/10	3.259	25,000,000.00	25,406,250.00			49,957,416.67	
184063	PUR	304	REG	12/27/07	912828ES5	US TREASURY NOTE	4.25	1/15/11	3.239	25,000,000.00	25,000,000.00			25,605,703.55	
184055	PUR	303	SPRJ	12/27/07	LD0802727	FIRST FEDERAL BANK OF THE MIDWEST	.75	12/24/09	.750	165,000.00	165,000.00			26,204,908.29	
184066	PUR	303	SPRJ	12/27/07	LD0802743	CITIZENS NATIONAL OF BLOUFFTON	.75	12/24/09	.750	41,918.14	41,918.14			165,000.00	
184067	PUR	303	SPRJ	12/27/07	LD0802750	CITIZENS NATIONAL OF BLOUFFTON	.75	12/24/09	.750	83,556.22	83,556.22			41,918.14	
184070	PUR	303	SPRJ	12/27/07	LD0802768	CITIZENS NATIONAL OF BLOUFFTON	.75	12/24/09	.750	100,000.00	100,000.00			83,556.22	
184071	PUR	303	SPRJ	12/27/07	LD0802776	CITIZENS NATIONAL OF BLOUFFTON	.75	12/24/09	.750	20,000.00	20,000.00			100,000.00	
182202	CNTR	301	REG	12/27/07	STAR30129	STAR OHIO 70933			4.520	20,000.00	20,000.00			20,000.00	
183989	PUR	301	REG	12/28/07	3128IGM88	FILMCO DEBENTURE	4.35	9/24/10	4.352	25,700,000.00	25,700,000.00			25,700,000.00	
184087	PUR	300	REG	12/28/07	313588SV8	FNMA DISCOUNT NOTE	4.29	2/08/08	4.371	50,000,000.00	50,000,000.00			25,000,000.00	
184088	PUR	300	REG	12/28/07	313588SV8	FNMA DISCOUNT NOTE	4.29	2/08/08	4.371	50,000,000.00	49,749,750.00			25,000,000.00	
184089	PUR	300	REG	12/28/07	313588SV8	FNMA DISCOUNT NOTE	4.29	2/08/08	4.371	50,000,000.00	49,749,750.00			49,749,750.00	
184090	PUR	300	REG	12/28/07	313588SV8	FNMA DISCOUNT NOTE	4.29	2/08/08	4.371	34,441,000.00	34,441,000.00			49,749,750.00	
														34,268,622.80	

FORM: INVS\_MONTHEND\_TRANSACTIONS

SOURCE: VISUALQED

MODEL: TRANSACTION

BASIS: SETTLEMENT

BEGIN: 12/01/07

END: 12/31/07

RICHARD CORDRAY  
TREASURER, STATE OF OHIO

INVESTMENT TRANSACTION REPORT

TRANSACTIONS FOR 12/01/07 TO 12/31/07

INVS#	TXN	FUND	FUND	SETTLE	CUSIP	DESCRIPTION	RATE	MATURITY	PUR-YL	PAR AMOUNT	PRIN/PROC	P/S-INTEREST	SETTLE AMT
164058	CNTR	304	REG	12/28/07	316175108	FIDELITY US GOVERNMENT FUND #57			4.460	25,000,000.00	25,000,000.00		25,000,000.00
170509	CNTR	300	REG	12/28/07	4812C0670	JP MORGAN US GOVT MKET #3164			4.420	1,639,000.00	1,639,000.00		1,639,000.00
181771	CNTR	300	REG	12/28/07	926464520	VICTORY FEDERAL MKET FUND			4.040	53,932,920.75	53,932,920.75		53,932,920.75
184056	PUR	303	SPRJ	12/28/07	LD0802735	FIRST FEDERAL BANK OF THE MIDWEST	.75	12/28/09	.750	125,000.00	125,000.00		125,000.00
184091	PUR	303	SPRJ	12/28/07	LD0802784	COMMERCIAL SAVINGS BANK, UPPER S	.75	12/28/09	.750	15,280.00	15,280.00		15,280.00
184104	PUR	303	SPRJ	12/28/07	LD0802792	FIRST FEDERAL BANK OF THE MIDWEST	.75	12/28/09	.750	400,000.00	400,000.00		400,000.00
182202	CNTR	301	REG	12/28/07	STAR30129	STAR OHIO 70933			4.490	82,381,000.00	82,381,000.00		82,381,000.00
174457	CNTR	304	REG	12/28/07	STAR30418	STAR OHIO 63942			4.490	25,000,000.00	25,000,000.00		25,000,000.00
184112	PUR	300	REG	12/31/07	02581RAG8	AMERICAN EXPRESS CREDIT CORP	4.25	1/16/08	4.317	50,000,000.00	49,905,555.56		49,905,555.56
184114	PUR	300	REG	12/31/07	02581RAH6	AMERICAN EXPRESS CREDIT CORP	4.25	1/17/08	4.318	50,000,000.00	49,899,652.78		49,899,652.78
184117	PUR	300	REG	12/31/07	02581BAR4	AMERICAN EXPRESS CREDIT CORP	4.25	1/25/08	4.322	50,000,000.00	49,852,430.56		49,852,430.56
184115	PUR	300	REG	12/31/07	313588UE3	PRMA DISCOUNT NOTE	4.13	3/12/08	4.234	50,000,000.00	49,587,000.00		49,587,000.00
184116	PUR	300	REG	12/31/07	313588UE3	PRMA DISCOUNT NOTE	4.13	3/12/08	4.234	50,000,000.00	49,587,000.00		49,587,000.00
146898	CNTR	300	REG	12/31/07	316175108	FIDELITY US GOVERNMENT FUND #57			4.460	18,733,000.00	18,733,000.00		18,733,000.00
164058	CNTR	304	REG	12/31/07	316175108	FIDELITY US GOVERNMENT FUND #57			4.460	28,627,000.00	28,627,000.00		28,627,000.00
184111	PUR	300	REG	12/31/07	36959HA23	GENERAL ELECTRIC CAPITAL CORP	4.00	1/02/08	4.056	50,000,000.00	49,988,888.89		49,988,888.89
184109	PUR	304	REG	12/31/07	36959HA23	GENERAL ELECTRIC CAPITAL CORP	4.00	1/02/08	4.056	50,000,000.00	49,988,888.89		49,988,888.89
184110	PUR	304	REG	12/31/07	36959HA23	GENERAL ELECTRIC CAPITAL CORP	4.00	1/02/08	4.056	50,000,000.00	49,988,888.89		49,988,888.89
184105	PUR	303	SPRJ	12/31/07	LD0802800	GENERAL ELECTRIC CAPITAL CORP	4.00	1/02/08	4.056	50,000,000.00	49,988,888.89		49,988,888.89
184105	PUR	303	SPRJ	12/31/07	LD0802800	SIGNATURE BANK, N.A.	.75	12/31/09	.748	114,410.67	114,410.67		114,410.67
182202	CNTR	301	REG	12/31/07	STAR30129	STAR OHIO 70933			4.460	505,000.00	505,000.00		505,000.00

5,423,757,493.13 5,423,833,085.01 3,342,531.25 5,427,175,616.26

PGM: INVS\_MONTHEND\_TRANSACTIONS

SOURCE: VISUALQED RICHARD CORDRAY

MODEL: TRANSACTION TREASURER, STATE OF OHIO

BASIS: SETTLEMENT INVESTMENT TRANSACTION REPORT

BEGIN: 12/01/07

END: 12/31/07

TRANSACTIONS FOR 12/01/07 TO 12/31/07

INVEST#	TXN	FUND	FUND	SETTLE	CUSIP	DESCRIPTION	RATE	MAVURITY	FUR-YL	PAR	AMOUNT	PRIN/PROC	P/8-INTEREST	SETTLE	AMT
181217	CALL	303	SPRJ	12/01/07	LD0701119	NATIONAL CITY BANK	1.75	6/01/09		31,547.87	31,547.87			31,547.87	
176939	CALL	303	SPRJ	12/02/07	LD0600857	COMMERCIAL SAVINGS BANK, UPPER S	1.75	6/02/08		14,835.32	14,835.32			14,835.32	
177934	WTHD	299	REG	12/03/07	200640852	STATE & LOCAL GOVT SEC - DEM DEP	4.10			145,089.60	145,089.60			145,089.60	
147249	WTHD	300	REG	12/04/07	316175504	FIDELITY TREASURY FUND #695	1.11			229,000.00	229,000.00			229,000.00	
170509	WTHD	300	REG	12/04/07	4812C0670	JP MORGAN US GOVT MKT #3164				2,327,000.00	2,327,000.00			2,327,000.00	
183666	SALE	304	REG	12/04/07	912828HC7	US TREASURY NOTE	4.13	8/31/12		25,000,000.00	25,843,750.00		269,144.92	26,112,894.92	
181771	WTHD	300	REG	12/04/07	926464520	VICTORY FEDERAL MKT FUND				7,084,181.12	7,084,181.12			7,084,181.12	
154433	WTHD	300	REG	12/04/07	STAR30012	STAR OHIO 10010				24,412,000.00	24,412,000.00			24,412,000.00	
146173	WTHD	302	DPTF	12/04/07	STAR30210	STAR OHIO 27044				300,000.00	300,000.00			300,000.00	
181029	CALL	301	REG	12/05/07	3128XSQW1	FELMC MEDIUM TERM NOTE	1.25			25,000,000.00	25,000,000.00			25,000,000.00	
170509	WTHD	300	REG	12/06/07	4812C0670	JP MORGAN US GOVT MKT #3164	5.25	12/05/11		4,291,000.00	4,291,000.00			4,291,000.00	
176860	CALL	303	SPRJ	12/06/07	LD0600865	FIRST CITIZENS NATIONAL BANK	1.75	6/06/08		4,442.05	4,442.05			4,442.05	
146898	WTHD	300	REG	12/07/07	316175108	FIDELITY US GOVERNMENT FUND #57				50,000,000.00	50,000,000.00			50,000,000.00	
170509	WTHD	300	REG	12/07/07	4812C0670	JP MORGAN US GOVT MKT #3164				50,000,000.00	50,000,000.00			50,000,000.00	
181771	WTHD	300	REG	12/07/07	926464520	VICTORY FEDERAL MKT FUND				3,934,863.71	3,934,863.71			3,934,863.71	
154433	WTHD	300	REG	12/07/07	STAR30012	STAR OHIO 10010				22,900,000.00	22,900,000.00			22,900,000.00	
179229	CALL	303	SPRJ	12/08/07	LD0700590	HUNTINGTON NATIONAL BANK, NA	1.75	12/08/08		11,979.18	11,979.18			11,979.18	
179230	CALL	303	SPRJ	12/08/07	LD0700608	FIRSTSTARIT BANK, NA	1.75	12/08/08		17,659.62	17,659.62			17,659.62	
178938	WTHD	299	REG	12/10/07	200640852	STATE & LOCAL GOVT SEC - DEM DEP	4.10			756,310.58	756,310.58			756,310.58	
164058	WTHD	304	REG	12/10/07	200658169	STATE & LOCAL GOVT SEC - DEM DEP	3.86			13,658.00	13,658.00			13,658.00	
183025	WTHD	295	TOB	12/10/07	38141X271	GOLDMAN SACHS FIN SQ GOVT #465	4.80			27,315,000.00	27,315,000.00			27,315,000.00	
183026	WTHD	295	TOB	12/10/07	60934N104	FEDERATED GOVT OBLIG FUND #005	4.74			123,399,735.22	123,399,735.22			123,399,735.22	
181771	WTHD	300	REG	12/10/07	926464520	VICTORY FEDERAL MKT FUND				125,000,000.00	125,000,000.00			125,000,000.00	
183669	WTHD	296	TOB	12/10/07	STAR29618	STAR OHIO 71106	4.61			5,125,432.21	5,125,432.21			5,125,432.21	
181236	CALL	301	REG	12/11/07	3133XL6K4	FELB DEBENTURE	5.40	6/11/09		100,000,000.00	100,000,000.00			100,000,000.00	
170509	WTHD	300	REG	12/11/07	4812C0670	JP MORGAN US GOVT MKT #3164				35,000,000.00	35,000,000.00			35,000,000.00	
179239	CALL	303	SPRJ	12/11/07	LD0700616	FIRST FEDERAL BANK OF THE MIDWEST	1.75	12/11/08		28,931,000.00	28,931,000.00			28,931,000.00	
174457	WTHD	304	REG	12/11/07	STAR30418	STAR OHIO 63942				9,162.28	9,162.28			9,162.28	
183848	SALE	304	REG	12/12/07	912828F09	US TREASURY NOTE	4.50	9/30/11		29,226,000.00	29,226,000.00			29,226,000.00	
183847	SALE	304	REG	12/12/07	912828HC7	US TREASURY NOTE	4.13	8/31/12		25,000,000.00	26,140,625.00		224,385.25	26,365,010.25	
183849	SALE	304	REG	12/12/07	912828HJ2	US TREASURY NOTE	3.13	11/30/09		25,000,000.00	25,789,062.50		291,809.75	26,080,872.25	
181771	WTHD	300	REG	12/12/07	926464520	VICTORY FEDERAL MKT FUND				25,000,000.00	25,050,781.25		25,614.75	25,076,396.00	
179982	CALL	303	SPRJ	12/12/07	LD0600881	DELAWARE COUNTY BANK & TRUST CO.	1.75	6/12/08		1,409,592.64	1,409,592.64			1,409,592.64	
164058	WTHD	304	REG	12/12/07	316175108	FIDELITY US GOVERNMENT FUND #57	1.75	12/12/08		2,222.73	2,222.73			2,222.73	
183893	SALE	304	REG	12/13/07	912828GA2	US TREASURY NOTE	4.50	11/30/11		22,320,000.00	22,320,000.00			22,320,000.00	
183892	SALE	304	REG	12/13/07	912828HJ2	US TREASURY NOTE	3.13	11/30/09		15,000,000.00	16,050,781.25		39,959.02	26,090,740.27	
181771	WTHD	300	REG	12/13/07	926464520	VICTORY FEDERAL MKT FUND				11,145,098.63	11,145,098.63			11,145,098.63	

FORM: INVS\_MONTHEND\_TRANSACTIONS  
 SOURCE: VisualQED  
 MODEL: TRANSACTION  
 BASIS: SETTLEMENT  
 BEGIN: 12/01/07  
 END: 12/31/07

RICHARD CORDRAY  
 TREASURER, STATE OF OHIO

INVESTMENT TRANSACTION REPORT

TRANSACTIONS FOR 12/01/07 TO 12/31/07

INVEST#	TEN	FUND	FUND	SETTLE	CUSIP	DESCRIPTION	RATE	MAFURTY	PUR-YL	PAR	AMOUNT	PRIN/PROC	P/S-INTEREST	SETTLE	AMT
181327	CALL	301	REG	12/14/07	312816D08	FELMC DEBENTURE	5.53	12/14/10		25,000,000.00	25,000,000.00			25,000,000.00	
164058	WTHD	304	REG	12/14/07	316175108	FIDELITY US GOVERNMENT FUND #57				1,869,000.00	1,869,000.00			1,869,000.00	
180005	WTHD	301	REG	12/14/07	4812C0670	JP MORGAN US GOVT MKET #3164				24,308,000.00	24,308,000.00			24,308,000.00	
183903	SALE	304	REG	12/14/07	912828HC7	US TREASURY NOTE	4.13	8/31/12		25,000,000.00	25,648,437.50		297,475.96	25,945,913.46	
181771	WTHD	300	REG	12/14/07	926464520	VICTORY FEDERAL MKET FUND				2,639,870.87	2,639,870.87			2,639,870.87	
179304	CALL	303	SPRJ	12/15/07	LD0700632	UNITED BANK N.A.	1.75	12/15/08		11,175.39	11,175.39			11,175.39	
177934	WTHD	299	REG	12/17/07	200640852	STATE & LOCAL GOVT SEC - DEM DEP	4.10			261,231.32	261,231.32			261,231.32	
164058	WTHD	304	REG	12/17/07	316175108	FIDELITY US GOVERNMENT FUND #57				24,427,000.00	24,427,000.00			24,427,000.00	
180005	WTHD	301	REG	12/17/07	4812C0670	JP MORGAN US GOVT MKET #3164				50,000,000.00	50,000,000.00			50,000,000.00	
183903	SALE	304	REG	12/17/07	912828HC7	US TREASURY NOTE	4.13	8/31/12		25,000,000.00	25,000,000.00		305,975.27	50,000,000.00	
146173	WTHD	302	DEFF	12/17/07	STAR30210	STAR OHIO 27044	1.25			500,000.00	500,000.00			500,000.00	
181268	CALL	301	REG	12/18/07	3128X6DB9	FELMC DEBENTURE	5.41	6/18/10		25,000,000.00	25,000,000.00			25,000,000.00	
181771	WTHD	300	REG	12/18/07	926464520	VICTORY FEDERAL MKET FUND				4,034,321.43	4,034,321.43			4,034,321.43	
179315	CALL	303	SPRJ	12/18/07	LD0700640	FIRSTMERRIT BANK, NA	1.75	12/18/08		8,063.12	8,063.12			8,063.12	
181379	CALL	303	SPRJ	12/18/07	LD0701143	FIRST CITIZENS NATIONAL BANK	1.75	6/18/09		6,491.36	6,491.36			6,491.36	
146898	WTHD	300	REG	12/19/07	316175108	FIDELITY US GOVERNMENT FUND #57				20,000,000.00	20,000,000.00			20,000,000.00	
170509	WTHD	300	REG	12/19/07	4812C0670	JP MORGAN US GOVT MKET #3164				21,457,000.00	21,457,000.00			21,457,000.00	
181771	WTHD	300	REG	12/19/07	926464520	VICTORY FEDERAL MKET FUND				3,071,246.81	3,071,246.81			3,071,246.81	
179325	CALL	303	SPRJ	12/19/07	LD0700665	HUNTINGTON NATIONAL BANK, NA	1.75	12/19/08		7,113.71	7,113.71			7,113.71	
179326	CALL	303	SPRJ	12/19/07	LD0700673	PARK NATIONAL BANK	1.75	12/19/08		17,341.63	17,341.63			17,341.63	
181388	CALL	303	SPRJ	12/19/07	LD0701150	CITIZENS SAVINGS BANK, MARTINS F	1.75	6/19/09		2,131.90	2,131.90			2,131.90	
183904	SALE	304	REG	12/20/07	912828DP2	US TREASURY NOTE	4.00	3/15/10		25,000,000.00	25,000,000.00			25,000,000.00	
183905	SALE	304	REG	12/20/07	912828ES5	US TREASURY NOTE	4.25	1/15/11		25,000,000.00	25,000,000.00		263,736.26	25,744,205.01	
177084	CALL	303	SPRJ	12/20/07	LD0600907	FIRST CITIZENS NATIONAL BANK	1.75	6/20/08		16,259.90	16,259.90			16,259.90	
181371	CALL	301	REG	12/21/07	3128X6ER3	FELMC DEBENTURE	5.66	8/20/10		25,000,000.00	25,000,000.00			25,000,000.00	
181434	CALL	303	SPRJ	12/22/07	LD0701168	FIRST CITIZENS NATIONAL BANK	1.75	6/22/09		3,994.37	3,994.37			3,994.37	
181435	CALL	303	SPRJ	12/22/07	LD0701176	FIRST FEDERAL BANK OF THE MIDWEST	1.75	6/22/09		6,175.21	6,175.21			6,175.21	
177934	WTHD	299	REG	12/24/07	200640852	STATE & LOCAL GOVT SEC - DEM DEP	4.10			185,873.78	185,873.78			185,873.78	
178938	WTHD	297	REG	12/24/07	200658169	STATE & LOCAL GOVT SEC - DEM DEP	3.86			3,139.20	3,139.20			3,139.20	
183027	WTHD	296	TOM	12/24/07	6093AN104	FEDERATED GOVT OBLIG FUND #005	4.74			32,810,083.00	32,810,083.00			32,810,083.00	
181771	WTHD	300	REG	12/24/07	926464520	VICTORY FEDERAL MKET FUND				8,912,467.36	8,912,467.36			8,912,467.36	
164058	WTHD	304	REG	12/26/07	316175108	FIDELITY US GOVERNMENT FUND #57				25,418,570.00	25,418,570.00			25,418,570.00	
181459	CALL	303	SPRJ	12/26/07	LD0701184	CITIZENS SAVINGS BANK, MARTINS F	1.75	6/26/09		1,901.08	1,901.08			1,901.08	
182387	CALL	303	SPRJ	12/26/07	LD0800390	HUNTINGTON NATIONAL BANK, NA	1.25	12/26/08		559,228.11	559,228.11			559,228.11	
181370	CALL	301	REG	12/27/07	3133XLV8	FELB DEBENTURE	5.60	9/27/10		25,000,000.00	25,000,000.00			25,000,000.00	
164058	WTHD	304	REG	12/27/07	316175108	FIDELITY US GOVERNMENT FUND #57				38,000,000.00	38,000,000.00			38,000,000.00	
181771	WTHD	300	REG	12/27/07	926464520	VICTORY FEDERAL MKET FUND				9,035,303.10	9,035,303.10			9,035,303.10	
177155	CALL	303	SPRJ	12/27/07	LD0600949	HUNTINGTON NATIONAL BANK, NA	1.75	6/27/08		3,362.78	3,362.78			3,362.78	
174457	WTHD	304	REG	12/27/07	STAR30418	STAR OHIO 63942				13,810,600.00	13,810,600.00			13,810,600.00	

FROM: INVS MONTHEND\_TRANSACTIONS

SOURCE: VISUALOED

MODEL: TRANSACTION

BASEIS: SETTLEMENT

BEGIN: 12/01/07

END: 12/31/07

RICHARD CORDRAY  
TREASURER, STATE OF OHIO

INVESTMENT TRANSACTION REPORT

TRANSACTIONS FOR 12/01/07 TO 12/31/07

INVT#	TEN	FUND	FUND	SETTLE	CUSIP	DESCRIPTION	RATE	MATURITY	PUR-YL	PAR	AMOUNT	PRIN/PROC	P/S-INTEREST	SETTLE	AMT
180446	CALL	301	REG	12/28/07	31359MZU6	FNMA DEBENTURE	5.25	12/28/09		25,000,000.00	25,000,000.00			25,000,000.00	
179324	CALL	304	REG	12/28/07	31359MZU6	FNMA DEBENTURE	5.25	12/28/09		30,000,000.00	30,000,000.00			30,000,000.00	
183025	WTHD	295	TOB	12/28/07	38141XZ71	GOLDMAN SACHS FIN SQ GOVT #465	4.80			111,940,000.00	111,940,000.00			111,940,000.00	
180005	WTHD	301	REG	12/28/07	4812C0670	JP MORGAN US GOVT MKKT #3164				50,000,000.00	50,000,000.00			50,000,000.00	
183026	WTHD	295	TOB	12/28/07	60934N104	FEDERATED GOVT OBLIG FUND #005	4.74			74,600,000.00	74,600,000.00			74,600,000.00	
181500	CALL	303	SPRJ	12/29/07	LD0701226	OSGOOD STATE BANK	1.75	6/29/09		5,463.41	5,463.41			5,463.41	
177934	WTHD	299	REG	12/31/07	200640852	STATE & LOCAL GOVT SEC - DEM DEP	4.10			730,665.95	730,665.95			730,665.95	
178938	WTHD	297	REG	12/31/07	200658169	STATE & LOCAL GOVT SEC - DEM DEP	3.86			190,983.30	190,983.30			190,983.30	
184068	SALE	304	REG	12/31/07	912828DR8	US TREASURY NOTE	4.00	4/15/10		25,000,000.00	25,462,890.62		210,382.51	25,673,273.13	
184063	SALE	304	REG	12/31/07	912828BSS	US TREASURY NOTE	4.25	1/15/11		25,000,000.00	25,765,625.00		487,941.58	26,253,566.58	
184050	SALE	304	REG	12/31/07	912828HG8	US TREASURY NOTE	3.88	10/31/12		25,000,000.00	25,328,125.00		162,345.47	25,490,470.47	
181771	WTHD	300	REG	12/31/07	926464520	VICTORY FEDERAL MKKT FUND				42,215,033.64	42,215,033.64			42,215,033.64	
177259	CALL	303	SPRJ	12/31/07	LD0600964	OSGOOD STATE BANK	1.75	6/30/08		24,682.89	24,682.89			24,682.89	

1,731,458,399.12 1,739,392,383.49 3,051,602.40 1,742,443,985.89

7,155,215,892.25 7,163,225,468.50 6,394,133.65 7,169,619,602.15

FORM: INVS\_MONTHEND\_TRANSACTIONS  
SOURCE: VisualQED  
MODEL: TRANSACTION  
BASIS: SETTLEMENT  
BEGIN: 12/01/07  
END: 12/31/07

RICHARD CORDRAY  
TREASURER, STATE OF OHIO

INVESTMENT TRANSACTION REPORT

TRANSACTIONS FOR 12/01/07 TO 12/31/07

INVS#	TXN	FUND	FUND	SETTLE	CUSIP	DESCRIPTION	RATE	MAURITY	PUR-YL	PAR	AMOUNT	PRIN/PROC	P/S-INTEREST	SETTLE	AMT
183749	PUR	400	STAR	12/03/07	36959UZ48	GENERAL ELECTRIC CAPITAL CORP	4.60	12/04/07	4.664	5,485,000.00	5,485,000.00			5,484,299.14	
183766	PUR	400	STAR	12/04/07	2521H0B71	DEKKA DELAWARE	5.14	2/07/08	5.260	50,000,000.00	50,000,000.00			49,535,972.22	
183780	PUR	400	STAR	12/04/07	36960MZ55	GENERAL ELECTRIC COMPANY	4.55	12/05/07	4.614	12,190,000.00	12,190,000.00			12,188,459.32	
183773	PUR	400	STAR	12/04/07	38142TH53	GOLDMAN SACHS	4.78	2/05/08	4.887	50,000,000.00	50,000,000.00			49,581,750.00	
183804	PUR	400	STAR	12/05/07	38142TA70	GOLDMAN SACHS	4.82	1/07/08	4.909	50,000,000.00	50,000,000.00			49,779,083.33	
183805	PUR	400	STAR	12/05/07	74433HZ64	PRUDENTIAL FUNDING	4.45	12/06/07	4.512	44,661,000.00	44,661,000.00			44,655,479.40	
183820	PUR	400	STAR	12/06/07	74433GAA4	PRUDENTIAL FUNDING	4.50	1/10/08	4.583	50,000,000.00	50,000,000.00			49,781,250.00	
183822	PUR	400	STAR	12/06/07	74433HZ72	PRUDENTIAL FUNDING	4.40	12/07/07	4.462	50,000,000.00	50,000,000.00			49,993,888.89	
183829	PUR	400	STAR	12/06/07	RP1206073	FIFTH THIRD BANK, CINCI	4.15	12/07/07	4.150	34,393,758.00	34,393,758.00			34,393,758.00	
183839	PUR	400	STAR	12/07/07	313384QHS	FHLB DISCOUNT NOTE	4.13	12/10/07	4.189	35,000,000.00	35,000,000.00			34,987,954.17	
183837	PUR	400	STAR	12/07/07	313396TH9	FHLB DISCOUNT NOTE	4.22	2/14/08	4.314	25,000,000.00	24,797,791.67			24,797,791.67	
183838	PUR	400	STAR	12/07/07	313396TB9	FHLB DISCOUNT NOTE	4.22	2/14/08	4.314	50,000,000.00	49,595,583.33			49,595,583.33	
183835	PUR	400	STAR	12/07/07	36959JZA4	GENERAL ELECTRIC CAPITAL CORP	4.41	12/10/07	4.473	50,000,000.00	50,000,000.00			49,981,625.00	
183836	PUR	400	STAR	12/07/07	36959E2M6	GENERAL ELECTRIC CAPITAL CORP	4.40	12/14/07	4.465	20,000,000.00	20,000,000.00			19,982,888.89	
183842	PUR	400	STAR	12/07/07	RP1207071	FIFTH THIRD BANK, CINCI	4.13	12/10/07	4.130	26,224,220.00	26,224,220.00			26,224,220.00	
183858	PUR	400	STAR	12/10/07	313396TJ2	FHLB DISCOUNT NOTE	4.20	2/21/08	4.236	25,000,000.00	25,000,000.00			24,787,083.33	
183833	PUR	400	STAR	12/10/07	74977KA90	RABOBANK USA FINANCIAL CORP	4.98	1/09/08	5.070	50,000,000.00	50,000,000.00			49,792,500.00	
183859	PUR	400	STAR	12/10/07	RP1210075	FIFTH THIRD BANK, CINCI	4.12	12/11/07	4.120	12,774,962.00	12,774,962.00			12,774,962.00	
183834	PUR	400	STAR	12/11/07	12478JAB2	CBA (DE) FINANCE, INC	5.15	1/11/08	5.245	45,000,000.00	45,000,000.00			44,800,437.50	
183867	PUR	400	STAR	12/11/07	313588SZ9	FMMA DISCOUNT NOTE	4.20	2/12/08	4.290	50,000,000.00	50,000,000.00			49,632,500.00	
183869	PUR	400	STAR	12/11/07	RP1211073	FIFTH THIRD BANK, CINCI	4.00	12/12/07	4.000	43,442,606.00	43,442,606.00			43,442,606.00	
183886	PUR	400	STAR	12/12/07	313396SY0	FHLB DISCOUNT NOTE	4.20	2/11/08	4.289	23,768,000.00	23,768,000.00			23,598,851.07	
183889	PUR	400	STAR	12/12/07	313588SM8	FMMA DISCOUNT NOTE	4.20	1/31/08	4.278	50,000,000.00	50,000,000.00			49,708,680.56	
183887	PUR	400	STAR	12/12/07	313588ST3	FMMA DISCOUNT NOTE	4.20	2/06/08	4.286	50,000,000.00	50,000,000.00			49,673,333.33	
183890	PUR	400	STAR	12/12/07	RP1212071	FIFTH THIRD BANK, CINCI	4.05	12/13/07	4.050	7,500,202.00	7,500,202.00			7,500,202.00	
183899	PUR	400	STAR	12/13/07	313384TS8	FHLB DISCOUNT NOTE	4.17	2/29/08	4.261	50,000,000.00	50,000,000.00			49,548,791.67	
183900	PUR	400	STAR	12/13/07	RP1213079	FIFTH THIRD BANK, CINCI	4.09	12/14/07	4.090	13,173,267.00	13,173,267.00			13,173,267.00	
183918	PUR	400	STAR	12/14/07	4042FOAUS	HSBC FINANCE CORP	4.55	1/28/08	4.640	25,000,000.00	25,000,000.00			24,857,812.50	
183917	PUR	400	STAR	12/14/07	4497W0AF5	ING (US) FUNDING	4.85	1/15/08	4.939	50,000,000.00	50,000,000.00			49,784,444.44	
183922	PUR	400	STAR	12/14/07	RP1214077	FIFTH THIRD BANK, CINCI	4.19	12/17/07	4.150	33,436,917.00	33,436,917.00			33,436,917.00	
183955	PUR	400	STAR	12/17/07	313588SZ9	FMMA DISCOUNT NOTE	4.20	2/12/08	4.277	50,000,000.00	50,000,000.00			49,668,291.67	
183919	PUR	400	STAR	12/18/07	RP1217070	FIFTH THIRD BANK, CINCI	4.20	12/18/07	4.200	33,881,376.00	33,881,376.00			33,881,376.00	
183976	PUR	400	STAR	12/18/07	313384TQ4	CBA (DE) FINANCE, INC	4.93	1/18/08	5.020	45,000,000.00	45,000,000.00			44,808,962.50	
183980	PUR	400	STAR	12/18/07	313384TQ2	FHLB DISCOUNT NOTE	4.24	2/19/08	4.331	40,000,000.00	39,703,200.00			39,703,200.00	
183981	PUR	400	STAR	12/18/07	313384TQ4	FHLB DISCOUNT NOTE	4.24	2/27/08	4.335	40,000,000.00	40,000,000.00			39,665,511.11	
183991	PUR	400	STAR	12/18/07	RP1218078	FIFTH THIRD BANK, CINCI	4.17	12/19/07	4.170	17,432,444.00	17,432,444.00			17,432,444.00	
183991	PUR	400	STAR	12/19/07	313588TJ4	FMMA DISCOUNT NOTE	4.28	2/21/08	4.373	50,000,000.00	50,000,000.00			49,619,555.56	
183993	PUR	400	STAR	12/19/07	313588TK1	FMMA DISCOUNT NOTE	4.28	2/22/08	4.373	40,000,000.00	40,000,000.00			39,690,888.89	
183994	PUR	400	STAR	12/19/07	RP1219076	FIFTH THIRD BANK, CINCI	4.12	12/20/07	4.120	7,198,740.00	7,198,740.00			7,198,740.00	

PGM: INVS MONTHEND\_TRANSACTIONS  
 SOURCE: VisualQED  
 MODEL: TRANSACTION  
 BASIS: SETTLEMENT  
 BEGIN: 12/01/07  
 END: 12/31/07

RICHARD CORDRAY  
 TREASURER, STATE OF OHIO

INVESTMENT TRANSACTION REPORT

TRANSACTIONS FOR 12/01/07 TO 12/31/07

INVS#	TEN	FUND	FUND	SETTLE	CUSIP	DESCRIPTION	RATE	MATURITY	PUR-YL	PAR AMOUNT	PRIN/PROC	P/S-INTEREST	SETTLE AMT
184022	PUR	400	STAR	12/20/07	313588T84	FNMA DISCOUNT NOTE	4.26	2/29/08	4.368	40,000,000.00	39,663,933.33		39,663,933.33
184023	PUR	400	STAR	12/20/07	RP1220074	FIFTH THIRD BANK, CINCI	3.95	12/21/07	3.950	22,777,664.00	22,777,664.00		22,777,664.00
184016	PUR	400	STAR	12/21/07	313396T8	FHLMC DISCOUNT NOTE	4.28	2/26/08	4.374	50,000,000.00	49,601,722.22		49,601,722.22
184017	PUR	400	STAR	12/21/07	313396T84	FHLMC DISCOUNT NOTE	4.28	2/28/08	4.375	50,000,000.00	49,589,833.33		49,589,833.33
184036	PUR	400	STAR	12/21/07	313588T0	FNMA DISCOUNT NOTE	4.27	2/26/08	4.376	50,000,000.00	49,602,652.78		49,602,652.78
184037	PUR	400	STAR	12/21/07	313588TR6	FNMA DISCOUNT NOTE	4.27	2/28/08	4.377	40,000,000.00	39,672,633.33		39,672,633.33
184035	PUR	400	STAR	12/21/07	4042F0AN1	HSBC FINANCE CORP	4.50	1/22/08	4.581	50,000,000.00	49,800,000.00		49,800,000.00
184039	PUR	400	STAR	12/21/07	RP1221072	FIFTH THIRD BANK, CINCI	4.05	12/24/07	4.050	22,945,854.00	22,945,854.00		22,945,854.00
184047	PUR	400	STAR	12/24/07	313588TV7	FNMA DISCOUNT NOTE	4.25	3/03/08	4.357	50,000,000.00	49,586,805.56		49,586,805.56
184048	PUR	400	STAR	12/24/07	313588TV7	FNMA DISCOUNT NOTE	4.25	3/03/08	4.357	40,000,000.00	39,669,444.44		39,669,444.44
184041	PUR	400	STAR	12/24/07	313588DM5	FNMA DISCOUNT NOTE	4.28	3/19/08	4.396	45,140,000.00	44,678,468.58		44,678,468.58
184051	PUR	400	STAR	12/24/07	313588TV7	FNMA DISCOUNT NOTE	4.15	12/26/07	4.150	13,748,873.00	13,748,873.00		13,748,873.00
184054	PUR	400	STAR	12/26/07	313396TW3	FHLMC DISCOUNT NOTE	4.25	3/04/08	4.356	50,000,000.00	49,592,708.33		49,592,708.33
184064	PUR	400	STAR	12/26/07	RP1226071	FIFTH THIRD BANK, CINCI	4.18	12/27/07	4.180	27,012,034.00	27,012,034.00		27,012,034.00
184072	PUR	400	STAR	12/27/07	313588TW5	FNMA DISCOUNT NOTE	4.27	3/04/08	4.376	50,000,000.00	49,596,722.22		49,596,722.22
184073	PUR	400	STAR	12/27/07	313588TX3	FNMA DISCOUNT NOTE	4.27	3/05/08	4.377	50,000,000.00	49,590,791.67		49,590,791.67
184080	PUR	400	STAR	12/27/07	313588TX3	FNMA DISCOUNT NOTE	4.27	3/05/08	4.377	40,000,000.00	39,672,633.33		39,672,633.33
184084	PUR	400	STAR	12/27/07	RP1227079	FIFTH THIRD BANK, CINCI	4.15	12/28/07	4.150	17,745,612.00	17,745,612.00		17,745,612.00
184097	PUR	400	STAR	12/28/07	313384RE1	FHLE DISCOUNT NOTE	3.90	12/31/07	3.955	50,000,000.00	49,983,750.00		49,983,750.00
184098	PUR	400	STAR	12/28/07	313384RE1	FHLE DISCOUNT NOTE	3.90	12/31/07	3.955	30,000,000.00	29,990,250.00		29,990,250.00
184093	PUR	400	STAR	12/28/07	313384UV9	FHLE DISCOUNT NOTE	4.23	3/27/08	4.346	50,000,000.00	49,471,250.00		49,471,250.00
184094	PUR	400	STAR	12/28/07	313384UV9	FHLE DISCOUNT NOTE	4.23	3/27/08	4.346	50,000,000.00	49,471,250.00		49,471,250.00
184095	PUR	400	STAR	12/28/07	313588TY1	FNMA DISCOUNT NOTE	4.23	3/06/08	4.336	50,000,000.00	49,594,625.00		49,594,625.00
184096	PUR	400	STAR	12/28/07	313588TY1	FNMA DISCOUNT NOTE	4.23	3/06/08	4.336	50,000,000.00	49,594,625.00		49,594,625.00
184092	PUR	400	STAR	12/28/07	36959RB53	GENERAL ELECTRIC CAPITAL SERV	4.28	2/05/08	4.360	50,000,000.00	49,768,166.67		49,768,166.67
184101	PUR	400	STAR	12/28/07	RP1228077	FIFTH THIRD BANK, CINCI	3.90	12/31/07	3.900	20,762,631.00	20,762,631.00		20,762,631.00
184119	PUR	400	STAR	12/31/07	313384RG6	FHLE DISCOUNT NOTE	1.25	1/02/08	1.267	40,000,000.00	39,997,222.22		39,997,222.22
184118	PUR	400	STAR	12/31/07	313384RM4	FHLE DISCOUNT NOTE	3.25	1/03/08	3.296	50,000,000.00	49,986,458.33		49,986,458.33
184099	PUR	400	STAR	12/31/07	313396UC5	FHLMC DISCOUNT NOTE	4.23	3/10/08	4.336	50,000,000.00	49,588,750.00		49,588,750.00
184100	PUR	400	STAR	12/31/07	313396UC5	FHLMC DISCOUNT NOTE	4.23	3/10/08	4.336	50,000,000.00	49,588,750.00		49,588,750.00
184121	PUR	400	STAR	12/31/07	RP1231071	FIFTH THIRD BANK, CINCI	3.25	1/02/08	3.250	34,101,439.00	34,101,439.00		34,101,439.00

2,689,796,599.00 2,675,592,914.83

2,689,796,599.00 2,675,592,914.83





# **PORTFOLIO HOLDINGS**

INVS\_NORTHERN\_INVENTORY  
 SOURCE: VisualQED  
 MODEL: INVENTORY  
 BASIS: SETTLEMENT  
 AS-OF: 12/31/07

RICHARD CORDRAY  
 TREASURER, STATE OF OHIO

INVESTMENT INVENTORY  
 SETTLED POSITIONS AS OF: 12/31/07

INVT#	FUND	GROUP	CUSIP	DESCRIPTION	RATE	MAIORITY	YIELD	PAR	AMOUNT	BOOK-VALUE	US\$-MARKET	1ST-PUR
184111	300	REG	36959HA23	GENERAL ELECTRIC CAPITAL CORP	4.0000	1/02/08	4.056	50,000,000.00	49,988,888.89	49,988,888.89	49,988,888.89	12/31/07
184109	304	REG	36959HA23	GENERAL ELECTRIC CAPITAL CORP	4.0000	1/02/08	4.056	50,000,000.00	49,988,888.89	49,988,888.89	49,988,888.89	12/31/07
184110	304	REG	36959HA23	GENERAL ELECTRIC CAPITAL CORP	4.0000	1/02/08	4.056	50,000,000.00	49,988,888.89	49,988,888.89	49,988,888.89	12/31/07
184076	300	REG	8336RA39	SOCIETE GENERALE NORTH AMERICA	4.5000	1/03/08	4.566	30,000,000.00	29,973,750.00	29,973,750.00	29,973,750.00	12/27/07
184077	300	REG	90262CA31	UBS FINANCE	4.3800	1/03/08	4.445	50,000,000.00	49,957,416.67	49,957,416.67	49,957,416.67	12/27/07
184057	300	REG	0027A0A43	ABBEY NATIONAL NA, LLC	4.6100	1/04/08	4.679	50,000,000.00	49,942,375.00	49,942,375.00	49,942,375.00	12/26/07
183799	300	REG	0027A0A76	ABBEY NATIONAL NA, LLC	5.1400	1/07/08	5.236	13,874,000.00	13,808,630.34	13,808,630.34	13,808,630.34	12/05/07
183800	300	REG	0027A0A76	ABBEY NATIONAL NA, LLC	5.1400	1/07/08	5.236	10,121,000.00	10,073,313.22	10,073,313.22	10,073,313.22	12/05/07
183801	300	REG	0027A0A76	ABBEY NATIONAL NA, LLC	5.1400	1/07/08	5.236	12,838,000.00	12,777,511.62	12,777,511.62	12,777,511.62	12/05/07
183802	300	REG	0027A0A76	ABBEY NATIONAL NA, LLC	5.1400	1/07/08	5.236	24,231,000.00	24,116,831.60	24,116,831.60	24,116,831.60	12/05/07
184018	304	REG	38142TA70	GOLDMAN SACHS	5.1500	1/07/08	5.235	50,000,000.00	49,871,250.00	49,871,250.00	49,871,250.00	12/20/07
184019	304	REG	38142TA70	GOLDMAN SACHS	5.1500	1/07/08	5.235	2,155,000.00	2,149,450.87	2,149,450.87	2,149,450.87	12/20/07
184046	300	REG	8336RA70	SOCIETE GENERALE NORTH AMERICA	4.3800	1/07/08	4.448	50,000,000.00	49,914,833.33	49,914,833.33	49,914,833.33	12/24/07
184020	300	REG	38142TA88	GOLDMAN SACHS	5.2000	1/08/08	5.287	50,000,000.00	49,862,777.78	49,862,777.78	49,862,777.78	12/20/07
184043	300	REG	4042FOA84	HSBC FINANCE CORP	4.5000	1/08/08	4.571	50,000,000.00	49,906,250.00	49,906,250.00	49,906,250.00	12/24/07
183797	300	REG	2521EOA98	DELLA DELAWARE	5.2150	1/09/08	5.314	50,000,000.00	49,746,493.06	49,746,493.06	49,746,493.06	12/24/07
184042	300	REG	4042FOA92	HSBC FINANCE CORP	4.5000	1/09/08	4.572	16,639,000.00	16,605,722.00	16,605,722.00	16,605,722.00	12/24/07
183798	300	REG	4497WA99	ING (US) FUNDING	5.1500	1/09/08	5.248	33,751,000.00	33,582,010.62	33,582,010.62	33,582,010.62	12/05/07
184058	300	REG	8336RA96	SOCIETE GENERALE NORTH AMERICA	4.4000	1/09/08	4.469	25,000,000.00	24,957,222.22	24,957,222.22	24,957,222.22	12/26/07
183624	300	REG	02635RAA7	AMERICAN GENERAL FINANCE CORP	4.9300	1/10/08	5.029	7,442,000.00	7,396,138.67	7,396,138.67	7,396,138.67	11/26/07
183625	300	REG	02635RAA7	AMERICAN GENERAL FINANCE CORP	4.9300	1/10/08	5.029	1,469,000.00	1,459,947.29	1,459,947.29	1,459,947.29	11/26/07
183626	300	REG	02635RAA7	AMERICAN GENERAL FINANCE CORP	4.9300	1/10/08	5.029	2,645,000.00	2,628,700.19	2,628,700.19	2,628,700.19	11/26/07
184060	300	REG	4042FOA93	HSBC FINANCE CORP	4.4000	1/10/08	4.469	25,000,000.00	24,954,166.67	24,954,166.67	24,954,166.67	12/26/07
183654	300	REG	0027A0A87	ABBEY NATIONAL NA, LLC	4.8200	1/11/08	4.917	35,000,000.00	34,789,125.00	34,789,125.00	34,789,125.00	11/27/07
183853	300	REG	12478JAB2	CBA (DB) FINANCE, INC	5.1500	1/11/08	5.245	48,931,000.00	48,773,738.52	48,773,738.52	48,773,738.52	12/11/07
183655	300	REG	90262CAE3	UBS FINANCE	4.8100	1/11/08	4.906	42,370,000.00	42,115,250.38	42,115,250.38	42,115,250.38	11/27/07
183711	300	REG	90262CAE7	UBS FINANCE	4.9950	1/14/08	5.096	7,303,000.00	7,257,401.89	7,257,401.89	7,257,401.89	11/30/07
184112	300	REG	02581RA08	AMERICAN EXPRESS CREDIT CORP	4.2500	1/16/08	4.317	50,000,000.00	49,905,555.56	49,905,555.56	49,905,555.56	12/31/07
184114	300	REG	02581RA08	AMERICAN EXPRESS CREDIT CORP	4.2500	1/17/08	4.318	50,000,000.00	49,899,652.78	49,899,652.78	49,899,652.78	12/31/07
184061	300	REG	4042FOA94	HSBC FINANCE CORP	4.4000	1/17/08	4.473	50,000,000.00	49,865,555.56	49,865,555.56	49,865,555.56	12/26/07
183920	300	REG	4497WA077	ING (US) FUNDING	4.8500	1/18/08	4.939	13,360,000.00	13,302,403.56	13,302,403.56	13,302,403.56	12/17/07
183921	300	REG	4497WA077	ING (US) FUNDING	4.8500	1/18/08	4.939	9,934,000.00	9,891,173.42	9,891,173.42	9,891,173.42	12/17/07
184117	300	REG	02581RA04	AMERICAN EXPRESS CREDIT CORP	4.2500	1/25/08	4.322	50,000,000.00	49,852,430.56	49,852,430.56	49,852,430.56	12/31/07
183658	300	REG	0660FOA84	BANK OF AMERICA	4.9300	1/25/08	5.039	20,805,000.00	20,636,901.38	20,636,901.38	20,636,901.38	11/27/07
183656	300	REG	2521EOA88	DELLA DELAWARE	5.0200	1/25/08	5.132	50,000,000.00	49,588,638.89	49,588,638.89	49,588,638.89	11/27/07
183657	300	REG	4497WA093	ING (US) FUNDING	4.9500	1/25/08	5.060	50,000,000.00	49,594,375.00	49,594,375.00	49,594,375.00	11/27/07
184078	300	REG	4497WA098	ING (US) FUNDING	4.7200	1/30/08	4.807	45,000,000.00	44,799,400.00	44,799,400.00	44,799,400.00	12/27/07
184079	300	REG	2521EOA84	DELLA DELAWARE	4.8100	3/26/08	4.936	21,034,000.00	20,781,066.15	20,781,066.15	20,781,066.15	12/27/07

1,248,962,000.00 1,244,704,126.47 1,244,704,126.47

FORM: INVS\_MONTHEND\_INVENTORY  
 SOURCE: VISUALQED  
 MODEL: INVENTORY  
 BASIS: SETTLEMENT  
 AS-OF: 12/31/07

R I C H A R D C O R D R A Y  
 T R E A S U R E R , S T A T E O F O H I O

I N V E S T M E N T I N V E N T O R Y

SETTLED POSITIONS AS OF: 12/31/07

INVT#	FUND	GROUP	CUSIP	DESCRIPTION	RATE	MATURITY	YIELD	PAR	AMOUNT	BOOK-VALUE	US\$-MARKET	1ST-PUR
180571	300	REG	31331XV55	FFCB ADJUSTABLE RATE BOND	5.0800	5/09/08	5.080	5,000,000.00	5,000,000.00	5,000,000.00	5,000,000.00	4/16/07
181984	301	REG	31331XXL1	FFCB DEBENTURE	4.7800	5/03/10	4.932	10,000,000.00	9,960,800.00	10,262,500.00	10,262,500.00	8/07/07
173964	304	REG	3133XE5X1	FHLB DEBENTURE	4.6250	1/18/08	4.688	20,000,000.00	19,976,000.00	20,000,000.00	20,000,000.00	12/13/05
178945	304	REG	3133XEZP7	FHLB DEBENTURE	5.0000	9/12/08	4.960	25,000,000.00	25,015,250.00	25,125,000.00	25,125,000.00	11/21/06
178973	304	REG	3133XHJG8	FHLB DEBENTURE	5.0000	9/12/08	4.949	25,000,000.00	25,022,000.00	25,125,000.00	25,125,000.00	11/15/06
174169	304	REG	3133XDPS4	FHLB DEBENTURE	4.6250	11/21/08	4.664	15,000,000.00	14,983,650.00	15,065,700.00	15,065,700.00	1/03/06
174162	304	REG	3133XDT76	FHLB DEBENTURE	4.7500	12/12/08	4.672	50,000,000.00	50,100,000.00	50,312,500.00	50,312,500.00	12/29/05
181829	301	REG	3133XLRX3	FHLB DEBENTURE	4.7500	12/12/08	4.691	35,000,000.00	35,061,250.00	35,218,750.00	35,218,750.00	12/30/05
181944	301	REG	3133XLRX3	FHLB DEBENTURE	5.2500	1/16/09	5.137	25,000,000.00	25,039,250.00	25,304,750.00	25,304,750.00	7/25/07
177579	304	REG	3133XPLG9	FHLB DEBENTURE	5.2500	6/12/09	4.972	25,000,000.00	25,095,750.00	25,304,750.00	25,304,750.00	8/02/07
181967	301	REG	3133XGRQ3	FHLB DEBENTURE	5.2500	8/05/09	4.857	20,000,000.00	20,148,000.00	20,500,000.00	20,500,000.00	7/21/06
182177	301	REG	3133XMSB3	FHLB DEBENTURE	5.0500	8/28/09	5.050	50,000,000.00	50,000,000.00	50,094,000.00	50,094,000.00	8/06/07
178725	304	REG	3133XGJ88	FHLB DEBENTURE	5.2500	9/11/09	4.855	25,000,000.00	25,256,750.00	25,625,000.00	25,625,000.00	11/03/06
179086	304	REG	3133XGYT5	FHLB DEBENTURE	5.0000	12/11/09	4.775	25,000,000.00	25,156,250.00	25,679,750.00	25,679,750.00	11/30/06
181030	301	REG	3133XXKW0	FHLB DEBENTURE	5.0300	5/21/10	5.030	25,000,000.00	25,000,000.00	25,367,250.00	25,367,250.00	5/21/07
182023	301	REG	3133XGRD8	FHLB DEBENTURE	5.1250	9/29/10	4.960	15,000,000.00	15,070,230.68	15,571,950.00	15,571,950.00	8/08/07
180924	301	REG	3133XKNL5	FHLB DEBENTURE	5.1250	5/11/11	5.139	20,000,000.00	19,990,000.00	20,350,000.00	20,350,000.00	5/11/07
180789	301	REG	3133XKY4	FHLB DEBENTURE	5.1250	5/18/11	5.125	25,000,000.00	25,000,000.00	25,445,250.00	25,445,250.00	5/18/07
182024	301	REG	3133XLR09	FHLB DEBENTURE	5.3750	6/10/11	5.011	25,000,000.00	25,312,500.00	26,351,500.00	26,351,500.00	8/08/07
180783	301	REG	3133XKRT5	FHLB DEBENTURE	5.2500	10/14/11	5.261	25,000,000.00	24,988,281.25	25,265,750.00	25,265,750.00	5/01/07
182805	301	REG	3133XW0T5	FHLB DEBENTURE	5.0500	10/17/11	5.050	35,000,000.00	35,000,000.00	35,317,100.00	35,317,100.00	10/17/07
180857	301	REG	3133XKSE9	FHLB DEBENTURE	5.0500	5/07/12	5.050	30,000,000.00	30,000,000.00	30,993,900.00	30,993,900.00	5/07/07
180926	301	REG	3133XKU86	FHLB DEBENTURE	5.0400	5/14/12	5.040	25,000,000.00	25,000,000.00	25,828,250.00	25,828,250.00	5/14/07
181439	301	REG	3133XLLX8	FHLB DEBENTURE	5.8400	7/02/12	5.840	25,000,000.00	25,000,000.00	25,125,000.00	25,125,000.00	7/02/07
182582	301	REG	3133XWGG0	FHLB DEBENTURE	5.0800	10/02/12	5.080	25,000,000.00	25,000,000.00	25,578,250.00	25,578,250.00	10/02/07
183949	300	REG	313384RJ0	FHLB DISCOUNT NOTE	4.2500	1/04/08	4.318	40,034,000.00	39,948,927.75	40,025,993.20	40,025,993.20	12/17/07
183902	300	REG	313384RE2	FHLB DISCOUNT NOTE	4.2400	1/11/08	4.313	50,000,000.00	49,835,111.11	49,950,000.00	49,950,000.00	12/14/07
183912	300	REG	313384RE2	FHLB DISCOUNT NOTE	4.2300	1/11/08	4.303	50,000,000.00	49,835,500.00	49,950,000.00	49,950,000.00	12/14/07

PGM: INVS MONTHEND\_INVENTORY  
 SOURCE: VISUALJOB  
 MODEL: INVENTORY  
 BASIS: SETTLEMENT  
 AS-OF: 12/31/07

RICHARD CORDRAY  
 TREASURER, STATE OF OHIO

INVESTMENT INVENTORY  
 SETTLED POSITIONS AS OF: 12/31/07

INVT#	FUND GROUP	CUSIP	DESCRIPTION	RATE	MATURITY	YIELD	PAR AMOUNT	BOOK-VALUE	US\$-MARKET	1ST-PUR
183913	300 REG	313384RR2	FHLB DISCOUNT NOTE	4.2310	1/11/08	4.304	50,000,000.00	49,835,463.11	49,950,000.00	12/14/07
183945	300 REG	313384RW1	FHLB DISCOUNT NOTE	4.2400	1/16/08	4.314	50,000,000.00	49,823,333.33	49,925,000.00	12/17/07
183946	300 REG	313384RW1	FHLB DISCOUNT NOTE	4.2400	1/16/08	4.314	23,749,000.00	23,665,086.87	23,713,376.50	12/17/07
183979	300 REG	313384RW1	FHLB DISCOUNT NOTE	4.2550	1/16/08	4.328	50,000,000.00	49,834,527.78	49,925,000.00	12/19/07
183977	300 REG	313384SF7	FHLB DISCOUNT NOTE	4.2500	1/25/08	4.328	50,000,000.00	49,775,694.44	49,875,000.00	12/18/07
							363,783,000.00	362,553,642.39	363,314,369.70	
178804	304 REG	3137EAAC3	FILMC DEBENTURE	5.1250	4/18/08	5.041	25,000,000.00	25,028,125.00	25,039,000.00	11/08/06
179980	301 REG	3128X5C30	FILMC DEBENTURE	5.3000	8/13/09	5.247	25,000,000.00	25,011,718.75	25,041,750.00	2/26/07
179992	301 REG	3128X5A11	FILMC DEBENTURE	5.2500	1/11/10	5.271	25,000,000.00	24,984,375.00	25,008,250.00	2/27/07
180060	301 REG	3128X5C48	FILMC DEBENTURE	5.3750	2/08/10	5.150	30,000,000.00	30,058,800.00	30,042,300.00	3/05/07
182025	301 REG	3137EAAP4	FILMC DEBENTURE	4.8750	2/09/10	4.956	10,000,000.00	9,981,100.00	10,262,500.00	8/08/07
181506	301 REG	3128X6FZ4	FILMC DEBENTURE	5.4800	7/16/10	5.480	25,000,000.00	25,000,000.00	25,013,500.00	7/16/07
182263	301 REG	3128X6LN4	FILMC DEBENTURE	5.0500	9/10/10	5.050	50,000,000.00	50,000,000.00	50,319,500.00	9/10/07
183989	301 REG	3128X6WK8	FILMC DEBENTURE	4.3500	9/24/10	4.352	25,000,000.00	25,000,000.00	25,046,500.00	12/28/07
178897	304 REG	3128X5FV4	FILMC DEBENTURE	5.1250	11/24/10	5.160	50,000,000.00	49,937,500.00	50,461,500.00	11/24/06
180237	301 REG	3128X4N56	FILMC DEBENTURE	5.2500	2/24/11	5.055	25,000,000.00	25,087,500.00	25,336,250.00	3/19/07
180183	301 REG	3128X5LPI	FILMC DEBENTURE	5.2500	10/06/11	5.140	50,000,000.00	50,080,000.00	50,324,000.00	3/14/07
180296	301 REG	3128X5WL8	FILMC DEBENTURE	5.3000	1/09/12	5.166	25,000,000.00	25,054,687.50	25,275,000.00	3/23/07
180448	301 REG	3128X5M61	FILMC DEBENTURE	5.0000	3/26/12	4.939	25,000,000.00	25,000,000.00	25,783,250.00	4/10/07
182907	301 REG	3128X52N7	FILMC DEBENTURE	5.2000	4/03/12	5.069	15,000,000.00	15,037,500.00	15,179,550.00	10/17/07
180447	301 REG	3128X53F3	FILMC DEBENTURE	5.5000	4/10/12	5.500	50,000,000.00	50,000,000.00	50,019,000.00	4/10/07
180937	301 REG	3128X56F0	FILMC DEBENTURE	5.2500	5/22/12	5.250	10,000,000.00	10,000,000.00	10,203,200.00	5/22/07
182670	301 REG	3128X6NK8	FILMC DEBENTURE	5.0000	10/22/12	5.000	25,000,000.00	25,000,000.00	25,563,750.00	10/22/07
							490,000,000.00	490,261,306.25	493,918,800.00	
183947	300 REG	313396SC8	FILMC DISCOUNT NOTE	4.2500	1/22/08	4.327	24,208,000.00	24,105,116.00	24,154,742.40	12/17/07
183855	300 REG	313396SE4	FILMC DISCOUNT NOTE	4.2200	1/24/08	4.301	18,681,000.00	18,582,457.73	18,636,165.60	12/10/07
183857	300 REG	313396SE4	FILMC DISCOUNT NOTE	4.2200	1/24/08	4.301	6,419,000.00	6,385,139.78	6,403,594.40	12/10/07
184021	300 REG	313396SFL	FILMC DISCOUNT NOTE	4.3000	1/25/08	4.378	50,000,000.00	49,790,972.22	49,875,000.00	12/21/07
							99,308,000.00	98,863,685.73	99,069,502.40	
168782	301 REG	3128X3Z30	FILMC MEDIUM TERM NOTE	4.1000	1/14/09	4.100	50,000,000.00	50,000,000.00	50,002,000.00	1/14/05
180196	301 REG	3128X5U30	FILMC MEDIUM TERM NOTE	5.0300	4/29/11	5.029	50,000,000.00	50,000,000.00	50,690,000.00	3/19/07
180211	301 REG	3128X5V47	FILMC MEDIUM TERM NOTE	5.0500	12/23/11	5.048	50,000,000.00	50,000,000.00	50,753,500.00	3/23/07
182192	301 REG	3128X5V47	FILMC MEDIUM TERM NOTE	5.0500	12/23/11	5.159	20,000,000.00	19,915,000.00	20,301,400.00	8/23/07
							170,000,000.00	169,915,000.00	171,746,900.00	

RICARD CORDRAY  
TREASURER, STATE OF OHIO

EGM: INVS\_MONTHEAD\_INVENTORY  
SOURCE: VISUALQED  
MODEL: INVENTORY  
BASIS: SETTLEMENT  
AS-OF: 12/31/07

INVESTMENT INVENTORY

SETTLED POSITIONS AS OF: 12/31/07

INVEST#	FUND	GROUP	CUSIP	DESCRIPTION	RATE	MATURITY	YIELD	PAR AMOUNT	BOOK-VALUE	US\$-MARKET	1ST-PUR
178548	304	REG	31359MD04	FNMA DEBENTURE	6.0000	5/15/08	5.100	50,000,000.00	50,669,500.00	50,250,000.00	10/19/06
178549	304	REG	31359MD04	FNMA DEBENTURE	6.0000	5/15/08	5.100	25,000,000.00	25,334,750.00	25,125,000.00	10/19/06
179961	301	REG	3136F8G47	FNMA DEBENTURE	5.2500	4/15/09	5.253	50,000,000.00	50,000,000.00	50,125,000.00	3/07/07
179962	301	REG	3136F8CB5	FNMA DEBENTURE	5.2500	5/15/09	5.254	50,000,000.00	50,000,000.00	50,125,000.00	3/07/07
178814	304	REG	31359M2A0	FNMA DEBENTURE	5.2000	11/20/09	5.201	25,000,000.00	24,999,000.00	25,078,250.00	11/20/06
178815	304	REG	31359M2A0	FNMA DEBENTURE	5.2000	11/20/09	5.200	25,000,000.00	25,000,000.00	25,078,250.00	11/20/06
178816	304	REG	31359M2A0	FNMA DEBENTURE	5.2000	11/20/09	5.200	25,000,000.00	25,000,000.00	25,078,250.00	11/20/06
178838	304	REG	31359M2A0	FNMA DEBENTURE	5.2000	11/20/09	5.200	25,000,000.00	25,000,000.00	25,078,250.00	11/20/06
180038	301	REG	3136F8GG4	FNMA DEBENTURE	5.0500	12/30/09	5.053	20,000,000.00	20,000,000.00	20,106,200.00	3/08/07
181267	301	REG	31359M5C3	FNMA DEBENTURE	5.3750	2/12/10	5.412	10,000,000.00	9,990,000.00	10,015,600.00	6/06/07
180093	301	REG	31359M5N9	FNMA DEBENTURE	5.3000	2/26/10	5.181	30,000,000.00	30,032,812.50	30,056,400.00	3/07/07
180555	301	REG	31359M6B4	FNMA DEBENTURE	5.2000	3/26/10	5.251	25,000,000.00	24,964,843.75	25,078,250.00	4/16/07
180130	301	REG	3136F8HG3	FNMA DEBENTURE	5.1250	4/01/10	5.126	50,000,000.00	50,000,000.00	50,140,500.00	3/12/07
180481	301	REG	3136F8J95	FNMA DEBENTURE	5.3500	4/12/10	5.350	25,000,000.00	25,000,000.00	25,007,750.00	4/12/07
181504	301	REG	31359M7T4	FNMA DEBENTURE	5.3000	4/16/10	5.375	10,000,000.00	9,980,000.00	10,037,500.00	6/29/07
180129	301	REG	3136F8EE8	FNMA DEBENTURE	5.0800	6/18/10	5.077	25,000,000.00	25,000,000.00	25,117,250.00	3/16/07
182656	301	REG	3136F8TR6	FNMA DEBENTURE	4.8750	10/01/10	4.875	35,000,000.00	35,000,000.00	35,197,050.00	10/01/07
180024	301	REG	3136F8CH2	FNMA DEBENTURE	5.2100	3/14/11	5.210	50,000,000.00	50,000,000.00	50,125,000.00	3/14/07
180335	301	REG	3136F8JZ9	FNMA DEBENTURE	5.0000	5/27/11	4.998	50,000,000.00	50,000,000.00	50,719,000.00	4/03/07
180811	301	REG	3136F8JZ9	FNMA DEBENTURE	5.0000	5/27/11	5.106	25,000,000.00	24,902,343.75	25,359,500.00	5/02/07
180942	301	REG	3136F8MM4	FNMA DEBENTURE	5.1100	6/01/11	5.110	25,000,000.00	25,000,000.00	25,461,000.00	5/23/07
180746	301	REG	3136F8LTO	FNMA DEBENTURE	5.3750	7/01/11	5.375	25,000,000.00	25,000,000.00	25,031,250.00	5/01/07
180697	301	REG	3136F8L45	FNMA DEBENTURE	5.2200	8/01/11	5.222	25,000,000.00	25,000,000.00	25,195,250.00	4/25/07
180871	301	REG	3136F8MD4	FNMA DEBENTURE	5.1400	8/18/11	5.138	25,000,000.00	25,000,000.00	25,468,750.00	5/18/07
182307	301	REG	3136F8SG1	FNMA DEBENTURE	5.0700	9/14/11	5.070	50,000,000.00	50,000,000.00	51,015,500.00	9/14/07
182431	301	REG	3136F8SM6	FNMA DEBENTURE	5.0100	9/19/11	5.010	50,000,000.00	50,000,000.00	50,406,500.00	9/19/07
180267	301	REG	31359M3Y7	FNMA DEBENTURE	5.2500	1/12/12	5.209	25,000,000.00	25,015,625.00	25,343,750.00	3/21/07
180025	301	REG	3136F8GJ8	FNMA DEBENTURE	5.2700	3/12/12	5.270	50,000,000.00	50,000,000.00	50,140,500.00	3/12/07
182191	301	REG	3136F8RZ0	FNMA DEBENTURE	5.1500	8/27/12	5.150	25,000,000.00	25,000,000.00	25,976,500.00	8/27/07
182360	301	REG	3136F8SJ5	FNMA DEBENTURE	5.1000	9/10/12	5.100	50,000,000.00	50,000,000.00	50,734,500.00	9/10/07
182377	301	REG	3136F8SL0	FNMA DEBENTURE	5.2800	9/17/12	5.280	50,000,000.00	50,000,000.00	50,406,500.00	9/17/07
									1,030,000,000.00	1,030,888,875.00	1,038,078,000.00
183841	300	REG	313588SM8	FNMA DISCOUNT NOTE	4.2400	1/31/08	4.325	20,984,000.00	20,855,484.66	20,916,851.20	12/10/07
183844	300	REG	313588SM8	FNMA DISCOUNT NOTE	4.2400	1/31/08	4.325	29,968,000.00	29,784,462.65	29,872,102.40	12/10/07
183845	300	REG	313588SM8	FNMA DISCOUNT NOTE	4.2400	1/31/08	4.325	50,000,000.00	49,693,777.78	49,840,000.00	12/10/07
183846	300	REG	313588SM8	FNMA DISCOUNT NOTE	4.2400	1/31/08	4.325	1,801,000.00	1,789,969.88	1,795,236.80	12/10/07
184087	300	REG	313588SV8	FNMA DISCOUNT NOTE	4.2900	2/08/08	4.371	50,000,000.00	49,749,750.00	49,790,000.00	12/28/07

PGM: INV MONTHEND INVENTORY  
 SOURCE: VLSUALQED  
 MODEL: INVENTORY  
 BASIS: SETTLEMENT  
 AS-OF: 12/31/07

RICARD CORDRAY  
 TREASURER, STATE OF OHIO

INTEREST MENT INVENTORY  
 SETTLED POSITIONS AS OF: 12/31/07

INVT#	FUND	GROUP	CUSIP	DESCRIPTION	RATE	MATURITY	YIELD	PAR AMOUNT	BOOK-VALUE	US\$-MARKET	1ST-PUR
184088	300	REG	313588SV8	FNMA DISCOUNT NOTE	4.2900	2/08/08	4.371	50,000,000.00	49,749,750.00	49,790,000.00	12/28/07
184089	300	REG	313588SV8	FNMA DISCOUNT NOTE	4.2900	2/08/08	4.371	50,000,000.00	49,749,750.00	49,790,000.00	12/28/07
184090	300	REG	313588SV8	FNMA DISCOUNT NOTE	4.2900	2/08/08	4.371	34,441,000.00	34,268,622.80	34,296,347.80	12/28/07
184115	300	REG	313588UE3	FNMA DISCOUNT NOTE	4.1300	3/12/08	4.234	50,000,000.00	49,587,000.00	49,600,000.00	12/31/07
184116	300	REG	313588UE3	FNMA DISCOUNT NOTE	4.1300	3/12/08	4.234	50,000,000.00	49,587,000.00	49,600,000.00	12/31/07
176609	304	REG	46513ETP7	ISRAEL BOND	5.2500	5/01/08	5.249	5,000,000.00	5,000,000.00	5,000,000.00	5/15/06
180912	301	REG	46513E2Q4	ISRAEL BOND	5.0800	5/01/08	5.079	10,000,000.00	10,000,000.00	10,000,000.00	5/08/07
181324	301	REG	46513E2U5	ISRAEL BOND	5.1100	6/01/08	5.109	10,000,000.00	10,000,000.00	10,000,000.00	6/08/07
182654	301	REG	46513FEA6	ISRAEL BOND	4.1100	9/01/09	4.109	5,000,000.00	5,000,000.00	5,000,000.00	9/15/07
183020	301	REG	46513FEK1	ISRAEL BOND	3.9200	11/01/09	3.920	8,000,000.00	8,000,000.00	7,961,840.00	11/01/07
146898	300	REG	316175108	FIDELITY US GOVERNMENT FUND #57	4.4500			133,922,699.75	133,922,699.75	133,922,699.75	2/07/01
164058	304	REG	316175108	FIDELITY US GOVERNMENT FUND #57	4.4500			55,037,971.18	55,037,971.18	55,037,971.18	12/23/03
147249	300	REG	316175504	FIDELITY TREASURY FUND #695	3.8400			1,000,467.59	1,000,467.59	1,000,467.59	2/28/01
170509	300	REG	4812C0670	JP MORGAN US GOVT MKKT #3164	4.4000			137,802,799.75	137,802,799.75	137,802,799.75	3/31/05
180005	301	REG	4812C0670	JP MORGAN US GOVT MKKT #3164	4.4000			62,682,839.13	62,682,839.13	62,682,839.13	2/28/07
170510	300	REG	4812C2734	JP MORGAN US TSY PLUS MKKT #3163	3.4800			2,014,781.16	2,014,781.16	2,014,781.16	3/31/05
166020	300	REG	825252406	AIM SHORT TERM INVEST TRUST-TSY	3.8800			1,196,431.42	1,196,431.42	1,196,431.42	5/14/04
183640	303	REG	LD0801950	HUNTINGTON NATIONAL BANK, NA	1.3130			20,000,000.00	20,000,000.00	20,000,000.00	11/26/07
181771	300	REG	926464520	VICTORY FEDERAL MKKT FUND	4.1200			413,657,989.98	413,657,989.98	413,657,989.98	7/19/07
177934	299	REG	200640852	STATE & LOCAL GOVT SEC - DEM DEF	2.5800			43,006,910.17	43,006,910.17	43,006,910.17	8/24/06
178938	297	REG	200658169	STATE & LOCAL GOVT SEC - DEM DEF	2.5800			29,008,599.49	29,008,599.49	29,008,599.49	12/05/06
								72,015,509.66	72,015,509.66	72,015,509.66	

PGM: INVS MONTHEND\_INVENTORY  
 SOURCE: VisualQED  
 MODEL: INVENTORY  
 BASIS: SETTLEMENT  
 AS-OF: 12/31/07

RICHARD CORDRAY  
 TREASURER, STATE OF OHIO

INVESTMENT INVENTORY

SETTLED POSITIONS AS OF: 12/31/07

INVS#	FUND	GROUP	CUSIP	DESCRIPTION	RATE	MATURITY	YIELD	PAR AMOUNT	BOOK-VALUE	US\$-MARKET	1ST-PUR
154433	300	REG	STAR30012	STAR OHIO 10010	4.4600	3/31/08	4.773	25,000,000.00	24,960,937.50	25,084,000.00	3/05/07
182202	301	REG	STAR30129	STAR OHIO 70933	4.4600	3/31/08	4.758	25,000,000.00	24,964,843.75	25,084,000.00	3/06/07
174457	304	REG	STAR30418	STAR OHIO 63942	4.4600	5/31/08	4.653	30,000,000.00	30,049,218.75	30,182,700.00	8/15/07
						5/31/08	4.302	25,000,000.00	25,103,515.63	25,152,250.00	8/29/07
						8/15/08	5.013	10,000,000.00	9,998,437.50	10,087,500.00	7/13/07
						8/15/08	4.148	25,000,000.00	24,994,140.62	25,105,500.00	9/10/07
						8/31/08	4.790	25,000,000.00	25,039,062.50	25,218,750.00	9/11/06
						9/30/08	4.961	5,000,000.00	4,980,078.12	5,043,750.00	7/13/07
						9/30/08	4.937	10,000,000.00	9,962,890.62	10,087,500.00	7/13/07
						10/31/08	4.970	5,000,000.00	4,993,750.00	5,060,550.00	7/13/07
						10/31/08	4.945	10,000,000.00	9,990,625.00	10,121,100.00	7/13/07
						11/15/08	4.445	25,000,000.00	25,089,843.75	25,281,250.00	8/16/07
						11/15/08	4.460	50,000,000.00	49,886,718.75	50,394,500.00	1/30/06
						11/15/08	4.463	50,000,000.00	49,882,812.50	50,394,500.00	2/01/06
						12/31/08	4.706	25,000,000.00	25,037,109.37	25,351,500.00	7/30/07
						2/15/09	4.800	25,000,000.00	25,013,671.87	25,377,000.00	8/03/07
						2/15/09	4.800	25,000,000.00	24,874,023.45	25,377,000.00	5/18/07
						2/15/09	4.629	25,000,000.00	24,953,125.00	25,377,000.00	8/10/07
						2/28/09	4.839	25,000,000.00	24,960,937.50	25,461,000.00	5/23/07
						2/28/09	4.848	10,000,000.00	9,982,812.50	10,184,400.00	5/23/07
						3/15/09	2.695	50,000,000.00	49,837,500.00	49,703,000.00	3/15/04
						3/15/09	4.608	10,000,000.00	9,979,687.50	10,167,200.00	4/09/07
						3/31/09	4.635	20,000,000.00	19,950,000.00	20,334,400.00	4/27/07
						3/31/09	4.730	20,000,000.00	19,917,187.50	20,334,400.00	5/15/07
						4/30/09	4.770	10,000,000.00	9,950,000.00	10,180,500.00	5/18/07
						8/31/09	4.008	20,000,000.00	19,996,875.00	20,293,800.00	9/14/07
						8/31/09	4.008	20,000,000.00	19,996,875.00	20,293,800.00	9/14/07
						11/15/09	4.496	10,000,000.00	10,031,250.00	10,288,300.00	5/23/07
						11/15/09	4.773	10,000,000.00	9,965,625.00	10,288,300.00	5/23/07
						11/30/09	3.191	25,000,000.00	24,968,750.00	25,027,250.00	12/17/07
						2/15/10	4.817	10,000,000.00	9,982,421.88	10,345,300.00	5/24/07
						3/15/10	3.069	25,000,000.00	25,503,906.25	25,513,750.00	12/11/07
						4/15/10	4.045	25,000,000.00	24,972,656.25	25,507,750.00	10/04/07



PGM: INVS\_MONTHERD\_INVENTORY  
 SOURCE: Visualized  
 MODEL: INVENTORY  
 BASIS: SETTLEMENT  
 AS-OF: 12/31/07

RICHARD CORDRAY  
 TREASURER, STATE OF OHIO

INVESTMENT INVENTORY

SETTLED POSITIONS AS OF: 12/31/07

INVT#	FUND	GROUP	CUSIP	DESCRIPTION	RATE	MATURITY	YIELD	PAR AMOUNT	BOOK-VALUE	US\$-MARKET	1ST-PUR
180288	304	REG	912828ED8	US TREASURY NOTE	4.1250	8/15/10	4.446	25,000,000.00	24,748,046.87	25,666,000.00	3/23/07
182808	304	REG	912828EQ9	US TREASURY NOTE	4.3750	12/15/10	4.151	25,000,000.00	25,164,062.50	25,929,750.00	10/19/07
182853	304	REG	912828ES5	US TREASURY NOTE	4.2500	1/15/11	4.248	10,000,000.00	10,000,000.00	10,337,500.00	10/12/07
182855	304	REG	912828ES5	US TREASURY NOTE	4.2500	1/15/11	4.251	15,000,000.00	14,998,828.13	15,506,250.00	10/12/07
183453	304	REG	912828GA2	US TREASURY NOTE	4.5000	11/30/11	3.666	25,000,000.00	25,777,343.75	26,089,750.00	11/13/07
183782	304	REG	912828HC7	US TREASURY NOTE	4.1250	8/31/12	3.302	25,000,000.00	25,894,531.25	25,740,250.00	12/05/07
182688	304	REG	912828HE3	US TREASURY NOTE	4.2500	9/30/12	4.241	15,000,000.00	15,005,859.38	15,526,200.00	10/01/07
182689	304	REG	912828HE3	US TREASURY NOTE	4.2500	9/30/12	4.243	10,000,000.00	10,003,125.00	10,350,800.00	10/01/07
182797	304	REG	912828HE3	US TREASURY NOTE	4.2500	9/30/12	4.245	25,000,000.00	25,005,859.37	25,877,000.00	10/05/07
183824	304	REG	912828HG8	US TREASURY NOTE	3.8750	10/31/12	3.357	25,000,000.00	25,580,078.12	25,490,250.00	12/07/07
									910,000,000.00	911,949,023.43	924,191,750.00
174202	303	REG	LD0600295	FIRST CITIZENS NATIONAL BANK	1.7500	1/04/08	1.750	140,881.11	140,881.11	140,881.11	1/04/06
174339	303	REG	LD0600303	RICHLAND TRUST COMPANY	1.7500	1/11/08	1.750	232,702.59	232,702.59	232,702.59	1/13/06
174340	303	REG	LD0600311	CITIZENS SAVINGS BANK, MARTINS F	1.7500	1/11/08	1.750	81,388.28	81,388.28	81,388.28	1/13/06
174341	303	REG	LD0600329	FIFTH THIRD BANK	1.7500	1/11/08	1.750	179,166.78	179,166.78	179,166.78	1/13/06
174367	303	REG	LD0600337	FIFTH THIRD BANK	1.7500	1/18/08	1.750	143,521.34	143,521.34	143,521.34	1/18/06
174382	303	REG	LD0600352	HUNTINGTON NATIONAL BANK, NA	1.7500	1/18/08	1.750	250,000.00	250,000.00	250,000.00	1/19/06
174449	303	REG	LD0600360	CITIZENS SAVINGS BANK, MARTINS F	1.7500	1/25/08	1.750	190,124.72	190,124.72	190,124.72	1/26/06
174450	303	REG	LD0600360	CITIZENS SAVINGS BANK, MARTINS F	1.7500	1/25/08	1.750	187,727.75	187,727.75	187,727.75	1/26/06
174666	303	REG	LD0600378	UNION BANK COMPANY	1.7500	2/08/08	1.750	138,858.07	138,858.07	138,858.07	2/10/06
174702	303	REG	LD0600386	CITIZENS BANK CO., BEVERLY	1.7500	2/13/08	1.750	100,000.00	100,000.00	100,000.00	2/13/06
174704	303	REG	LD0600394	AMERICAN SAVINGS BANK, PSB	1.7500	2/14/08	1.750	41,799.23	41,799.23	41,799.23	2/14/06
174723	303	REG	LD0600410	SIGNATURE BANK, N.A.	1.7500	2/15/08	1.750	218,069.71	218,069.71	218,069.71	2/15/06
174794	303	REG	LD0600428	CROGHAN COLONIAL BANK	1.7500	2/22/08	1.750	81,888.19	81,888.19	81,888.19	2/22/06
174803	303	REG	LD0600444	COMMERCE NATIONAL BANK	1.7500	2/22/08	1.750	37,793.26	37,793.26	37,793.26	2/22/06
174855	303	REG	LD0600451	FIRST FEDERAL BANK OF THE MIDWEST	1.7500	2/29/08	1.750	250,000.00	250,000.00	250,000.00	3/01/06
174988	303	REG	LD0600477	HUNTINGTON NATIONAL BANK, NA	1.7500	3/07/08	1.750	82,884.04	82,884.04	82,884.04	3/08/06
174989	303	REG	LD0600485	CITIZENS BANK CO., BEVERLY	1.7500	3/07/08	1.750	110,000.00	110,000.00	110,000.00	3/08/06
175044	303	REG	LD0600493	HUNTINGTON NATIONAL BANK, NA	1.7500	3/14/08	1.750	88,154.85	88,154.85	88,154.85	3/15/06
175067	303	REG	LD0600501	HUNTINGTON NATIONAL BANK, NA	1.7500	3/14/08	1.750	125,000.00	125,000.00	125,000.00	3/16/06
175094	303	REG	LD0600519	NATIONAL CITY BANK	1.7500	3/17/08	1.750	250,000.00	250,000.00	250,000.00	3/17/06
175137	303	REG	LD0600527	COMMERCE NATIONAL BANK	1.7500	3/21/08	1.750	184,806.77	184,806.77	184,806.77	3/22/06
175166	303	REG	LD0600535	FARMERS & MERCHANTS STATE BANK	1.7500	3/27/08	1.750	167,931.37	167,931.37	167,931.37	3/27/06
175211	303	REG	LD0600543	SUTTON BANK	1.7500	3/28/08	1.750	100,000.00	100,000.00	100,000.00	3/29/06
175233	303	REG	LD0600550	PEOPLES SAVINGS BANK	1.7500	3/31/08	1.743	124,808.09	124,808.09	124,808.09	3/31/06
175267	303	REG	LD0600568	MINSTER BANK	1.7500	4/04/08	1.750	74,194.71	74,194.71	74,194.71	4/04/06
175324	303	REG	LD0600576	CITIZENS SAVINGS BANK, MARTINS F	1.7500	4/04/08	1.750	23,478.45	23,478.45	23,478.45	4/06/06

PGM: INVS\_NONTRND\_INVENTORY  
 SOURCE: VisualQED  
 MODEL: INVENTORY  
 BASIS: SETTLEMENT  
 AS-OF: 12/31/07

RICHARD CORDRAY  
 TREASURER, STATE OF OHIO

INVESTMENT INVENTORY

SETTLED POSITIONS AS OF: 12/31/07

INVT#	FUND	GROUP	CUSIP	DESCRIPTION	RATE	MATURITY	YIELD	PAR AMOUNT	BOOK-VALUE	US\$-MARKET	1ST-PUR
176074	303	REG	LD0600584	PARK NATIONAL BANK	1.7500	4/18/08	1.750	18,450.49	18,450.49	18,450.49	4/18/06
176224	303	REG	LD0600592	DELAWARE COUNTY BANK & TRUST CO.	1.7500	4/24/08	1.750	29,372.74	29,372.74	29,372.74	4/24/06
176225	303	REG	LD0600600	FARMERS & MERCHANTS STATE BANK	1.7500	4/24/08	1.750	250,000.00	250,000.00	250,000.00	4/24/06
176249	303	REG	LD0600618	PARK NATIONAL BANK	1.7500	4/25/08	1.750	75,630.23	75,630.23	75,630.23	4/25/06
176377	303	REG	LD0600634	HUNTINGTON NATIONAL BANK, NA	1.7500	4/28/08	1.750	116,622.50	116,622.50	116,622.50	4/28/06
176575	303	REG	LD0600642	FIRST CITIZENS NATIONAL BANK	1.7500	5/09/08	1.750	176,746.35	176,746.35	176,746.35	5/10/06
176578	303	REG	LD0600659	REPUBLIC BANKING COMPANY	1.7500	5/09/08	1.750	67,940.83	67,940.83	67,940.83	5/10/06
176584	303	REG	LD0600667	FIRST CITIZENS NATIONAL BANK	1.7500	5/09/08	1.750	9,381.07	9,381.07	9,381.07	5/11/06
176599	303	REG	LD0600675	CITIZENS SAVINGS BANK, MARTINS P	1.7500	5/12/08	1.750	57,212.00	57,212.00	57,212.00	5/12/06
176600	303	REG	LD0600683	OSGOOD STATE BANK	1.7500	5/12/08	1.750	45,262.50	45,262.50	45,262.50	5/12/06
176604	303	REG	LD0600691	COMMERCE NATIONAL BANK	1.7500	5/12/08	1.750	55,586.97	55,586.97	55,586.97	5/12/06
176616	303	REG	LD0600709	CITIZENS SAVINGS BANK, MARTINS P	1.7500	5/15/08	1.750	147,006.29	147,006.29	147,006.29	5/15/06
181010	303	REG	LD0701002	FARMERS & MERCHANTS STATE BANK	1.7500	5/15/08	1.750	92,870.16	92,870.16	92,870.16	5/16/07
181014	303	REG	LD0701010	OSGOOD STATE BANK	1.7500	5/15/08	1.750	148,682.78	148,682.78	148,682.78	5/16/07
176671	303	REG	LD0600717	FIRST CITIZENS NATIONAL BANK	1.7500	5/16/08	1.750	36,252.47	36,252.47	36,252.47	5/16/06
176695	303	REG	LD0600733	HUNTINGTON NATIONAL BANK, NA	1.7500	5/16/08	1.750	100,000.00	100,000.00	100,000.00	5/17/06
176706	303	REG	LD0600741	FIRST CITIZENS NATIONAL BANK	1.7500	5/16/08	1.750	50,000.00	50,000.00	50,000.00	5/18/06
176707	303	REG	LD0600758	HUNTINGTON NATIONAL BANK, NA	1.7500	5/16/08	1.750	24,675.33	24,675.33	24,675.33	5/18/06
176722	303	REG	LD0600766	FIRST CITIZENS NATIONAL BANK, NA	1.7500	5/19/08	1.750	58,586.88	58,586.88	58,586.88	5/19/06
181071	303	REG	LD0701028	FIRST FEDERAL BANK OF THE MIDWEST	1.7500	5/21/08	1.750	10,210.74	10,210.74	10,210.74	5/21/07
176762	303	REG	LD0600782	SIGNATURE BANK, N.A.	1.7500	5/23/08	1.750	209,007.55	209,007.55	209,007.55	5/24/06
176780	303	REG	LD0600790	ST. HENRY BANK	1.7500	5/23/08	1.750	46,188.88	46,188.88	46,188.88	5/26/06
176779	303	REG	LD0600808	FIRST CITIZENS NATIONAL BANK	1.7500	5/23/08	1.750	23,817.13	23,817.13	23,817.13	5/26/06
176789	303	REG	LD0600816	OLD FORT BANKING COMPANY	1.7500	5/30/08	1.750	75,175.52	75,175.52	75,175.52	5/30/06
176790	303	REG	LD0600824	MORGAN BANK DIV OF LORAIN NAT BK	1.7500	5/30/08	1.750	36,169.94	36,169.94	36,169.94	5/30/06
176826	303	REG	LD0600832	FIRST CITIZENS NATIONAL BANK	1.7500	5/30/08	1.750	45,100.15	45,100.15	45,100.15	6/01/06
176829	303	REG	LD0600840	HUNTINGTON NATIONAL BANK, NA	1.7500	5/30/08	1.750	165,296.77	165,296.77	165,296.77	6/01/06
176839	303	REG	LD0600857	COMMERCIAL SAVINGS BANK, UPPER S	1.7500	6/02/08	1.750	132,705.15	132,705.15	132,705.15	6/02/06
176860	303	REG	LD0600865	FIRST CITIZENS NATIONAL BANK	1.7500	6/06/08	1.750	151,274.16	151,274.16	151,274.16	6/06/06
177036	303	REG	LD0600899	FIRST CITIZENS NATIONAL BANK & TRUST CO.	1.7500	6/12/08	1.750	33,628.74	33,628.74	33,628.74	6/12/06
177084	303	REG	LD0600907	FIRST CITIZENS NATIONAL BANK	1.7500	6/13/08	1.750	15,830.21	15,830.21	15,830.21	6/15/06
177115	303	REG	LD0600915	AMERICAN SAVINGS BANK, FSB	1.7500	6/20/08	1.750	76,936.93	76,936.93	76,936.93	6/20/06
177129	303	REG	LD0600923	HUNTINGTON NATIONAL BANK, NA	1.7500	6/20/08	1.750	33,246.13	33,246.13	33,246.13	6/22/06
177143	303	REG	LD0600931	STATE BANK & TRUST COMPANY	1.7500	6/23/08	1.750	250,000.00	250,000.00	250,000.00	6/23/06
177155	303	REG	LD0600949	HUNTINGTON NATIONAL BANK, NA	1.7500	6/26/08	1.750	250,000.00	250,000.00	250,000.00	6/26/06
177212	303	REG	LD0600956	HUNTINGTON NATIONAL BANK, NA	1.7500	6/27/08	1.750	121,976.81	121,976.81	121,976.81	6/27/06
177259	303	REG	LD0600964	OSGOOD STATE BANK	1.7500	6/27/08	1.750	250,000.00	250,000.00	250,000.00	6/29/06
177278	303	REG	LD0700012	AMERICAN SAVINGS BANK, FSB	1.7500	7/03/08	1.750	6,106.63	6,106.63	6,106.63	6/30/06
					1.7500	7/03/08	1.750	174,992.49	174,992.49	174,992.49	7/05/06

RICHARD CORDRAY  
TREASURER, STATE OF OHIO

PKM: INVS\_MONTHEED\_INVENTORY  
SOURCE: VisualQED  
MODEL: INVENTORY  
BASIS: SETTLEMENT  
AS-OF: 12/31/07

INVESTMENT INVENTORY

SETTLED POSITIONS AS OF: 12/31/07

INVT#	FUND	GROUP	CUSIP	DESCRIPTION	RATE	MATURITY	YIELD	PAR	AMOUNT	BOOK-VALUE	US\$-MARKET	1ST-PUR
177343	303	REG	LD0700020	STATE BANK & TRUST COMPANY	1.7500	7/07/08	1.750	250,000.00	250,000.00	250,000.00	250,000.00	7/07/06
181676	303	REG	LD0800051	FIRSTMERIT BANK, NA	1.7500	7/10/08	1.750	150,000.00	150,000.00	150,000.00	150,000.00	7/11/07
177438	303	REG	LD0700038	HUNTINGTON NATIONAL BANK, NA	1.7500	7/11/08	1.750	125,000.00	125,000.00	125,000.00	125,000.00	7/13/06
177550	303	REG	LD0700046	U.S. BANK, N.A.	1.7500	7/18/08	1.750	115,851.54	115,851.54	115,851.54	115,851.54	7/19/06
177591	303	REG	LD0700061	KEYBANK, NA	1.7500	7/21/08	1.750	196,859.17	196,859.17	196,859.17	196,859.17	7/21/06
177607	303	REG	LD0700079	Glouster Community Bank, DNU	1.7500	7/25/08	1.750	136,817.54	136,817.54	136,817.54	136,817.54	7/25/06
177608	303	REG	LD0700087	Glouster Community Bank, DNU	1.7500	7/25/08	1.750	250,000.00	250,000.00	250,000.00	250,000.00	7/25/06
177624	303	REG	LD0700095	FARMERS & MERCHANTS STATE BANK	1.7500	7/25/08	1.750	17,619.00	17,619.00	17,619.00	17,619.00	7/26/06
177625	303	REG	LD0700103	FIRST CITIZENS NATIONAL BANK	1.7500	7/25/08	1.750	73,115.23	73,115.23	73,115.23	73,115.23	7/26/06
177683	303	REG	LD0700111	HUNTINGTON NATIONAL BANK, NA	1.7500	7/31/08	1.750	75,000.00	75,000.00	75,000.00	75,000.00	7/31/06
177685	303	REG	LD0700129	HUNTINGTON NATIONAL BANK, NA	1.7500	7/31/08	1.750	68,755.46	68,755.46	68,755.46	68,755.46	7/31/06
177738	303	REG	LD0700137	HUNTINGTON NATIONAL BANK, NA	1.7500	8/01/08	1.750	133,272.58	133,272.58	133,272.58	133,272.58	8/02/06
177769	303	REG	LD0700145	FIFTH THIRD BANK	1.7500	8/04/08	1.750	208,552.90	208,552.90	208,552.90	208,552.90	8/04/06
177796	303	REG	LD0700152	FIRSTMERIT BANK, NA	1.7500	8/08/08	1.750	201,132.85	201,132.85	201,132.85	201,132.85	8/08/06
177811	303	REG	LD0700160	FIRST NATIONAL BANK OF BELLEVUE	1.7500	8/08/08	1.750	85,909.03	85,909.03	85,909.03	85,909.03	8/09/06
177812	303	REG	LD0700178	HUNTINGTON NATIONAL BANK, NA	1.7500	8/08/08	1.750	100,000.00	100,000.00	100,000.00	100,000.00	8/09/06
177851	303	REG	LD0700186	OSGOOD STATE BANK	1.7500	8/14/08	1.750	124,930.59	124,930.59	124,930.59	124,930.59	8/14/06
177866	303	REG	LD0700194	P N C BANK, NA	1.7500	8/15/08	1.750	184,791.15	184,791.15	184,791.15	184,791.15	8/15/06
177867	303	REG	LD0700202	U.S. BANK, N.A.	1.7500	8/15/08	1.750	163,044.58	163,044.58	163,044.58	163,044.58	8/15/06
177880	303	REG	LD0700210	HUNTINGTON NATIONAL BANK, NA	1.7500	8/15/08	1.750	139,549.20	139,549.20	139,549.20	139,549.20	8/16/06
177901	303	REG	LD0700228	FIRST CITIZENS NATIONAL BANK	1.7500	8/21/08	1.750	14,313.56	14,313.56	14,313.56	14,313.56	8/21/06
177915	303	REG	LD0700236	FIRST CITIZENS NATIONAL BANK	1.7500	8/21/08	1.750	25,000.00	25,000.00	25,000.00	25,000.00	8/21/06
177959	303	REG	LD0700244	FIRST PLACE BANK	1.7500	8/25/08	1.750	81,873.94	81,873.94	81,873.94	81,873.94	8/25/06
177998	303	REG	LD0700251	DELAWARE COUNTY BANK & TRUST CO.	1.7500	8/29/08	1.750	26,186.00	26,186.00	26,186.00	26,186.00	8/30/06
177999	303	REG	LD0700269	KEYBANK, NA	1.7500	8/29/08	1.750	229,747.26	229,747.26	229,747.26	229,747.26	8/30/06
178024	303	REG	LD0700277	FIRST CITIZENS NATIONAL BANK	1.7500	8/29/08	1.750	26,882.44	26,882.44	26,882.44	26,882.44	9/01/06
178026	303	REG	LD0700285	HUNTINGTON NATIONAL BANK, NA	1.7500	8/29/08	1.750	48,906.57	48,906.57	48,906.57	48,906.57	9/01/06
178030	303	REG	LD0700293	FIRST CITIZENS NATIONAL BANK	1.7500	8/29/08	1.750	25,352.82	25,352.82	25,352.82	25,352.82	9/01/06
178031	303	REG	LD0700301	FIRST CITIZENS NATIONAL BANK	1.7500	8/29/08	1.750	32,070.00	32,070.00	32,070.00	32,070.00	9/01/06
178039	303	REG	LD0700319	OSGOOD STATE BANK	1.7500	9/05/08	1.750	216,585.09	216,585.09	216,585.09	216,585.09	9/05/06
178088	303	REG	LD0700327	CITIZENS NATIONAL OF BLUFFTON	1.7500	9/05/08	1.750	115,046.46	115,046.46	115,046.46	115,046.46	9/07/06
178089	303	REG	LD0700335	HUNTINGTON NATIONAL BANK, NA	1.7500	9/05/08	1.750	194,168.77	194,168.77	194,168.77	194,168.77	9/07/06
178107	303	REG	LD0700343	HUNTINGTON NATIONAL BANK, NA	1.7500	9/08/08	1.750	132,202.57	132,202.57	132,202.57	132,202.57	9/08/06
178133	303	REG	LD0700350	HUNTINGTON NATIONAL BANK, NA	1.7500	9/12/08	1.750	171,810.33	171,810.33	171,810.33	171,810.33	9/12/06
178134	303	REG	LD0700368	NATIONAL CITY BANK	1.7500	9/12/08	1.750	233,874.07	233,874.07	233,874.07	233,874.07	9/12/06
178212	303	REG	LD0700376	FIRST CITIZENS NATIONAL BANK	1.7500	9/19/08	1.750	29,000.00	29,000.00	29,000.00	29,000.00	9/20/06
178239	303	REG	LD0700384	OLD PORT BANKING COMPANY	1.7500	9/22/08	1.750	43,202.66	43,202.66	43,202.66	43,202.66	9/22/06
178240	303	REG	LD0700392	HUNTINGTON NATIONAL BANK, NA	1.7500	9/22/08	1.750	250,000.00	250,000.00	250,000.00	250,000.00	9/22/06
178241	303	REG	LD0700400	NATIONAL CITY BANK	1.7500	9/22/08	1.750	185,277.62	185,277.62	185,277.62	185,277.62	9/22/06