
Monthly Portfolio Review

January 2011

Office of Ohio Treasurer Josh Mandel



Table of Contents

- I. Investment Philosophy**
- II. Economic Outlook & Portfolio Strategy**
- III. Summary of Portfolios**
 - Regular Account
 - Buckeye Tobacco Funds
 - Ohio Lottery DPTF Structured Account
 - STAR Ohio
- VI. Transaction Activity**
- V. Portfolio Holdings**



Investment Philosophy

- **INVESTMENT OBJECTIVES**

- *Preservation of Principal*
- *Maintenance of Liquidity*
- *Maximize Return*

- **STANDARD OF PRUDENCE**

The standard of prudence to be applied to the investment of the State Portfolio shall be the industry standard "Prudent Investor Rule," which states:

"Investments shall be made with the judgment and care, under circumstances then prevailing which persons of prudence, discretion and intelligence exercise in the management of their own affairs, not for speculation, but for investment, considering the probable safety of their capital as well as the probable income to be derived."



Economic Outlook

FEDERAL RESERVE & INTEREST RATES

- The fed funds target rate (FFTR) remains flat at 0.00 – 0.25%. Subdued inflation and elevated unemployment are likely to warrant exceptionally low levels for the federal funds rate for an extended period.
- The Federal Open Market Committee (FOMC) Minutes from the January meeting seem to point toward a steady recovery, although the plans for QE2's \$600B of bond purchases still remains in full effect.
- The Fed now sees higher GDP growth than it previously had for 2011 with a range of 3.4% to 3.9% while market economists still maintain a 3.2% consensus.

INFLATION

Producer Price Index (PPI)

- Core PPI* data for January came in a bit higher than expected at 0.5% (consensus of 0.2%) compared to 0.2% in December, renewing inflation concerns and weakening the Treasury market.

Consumer Price Index (CPI)

- Core CPI* also came in higher than expected at 0.2% (consensus of 0.1%) compared to 0.1% in December.

- Despite market sentiment, the latest forecasts released by the Federal Reserve in the January FOMC meeting minutes suggest that total inflation is still expected to remain subdued, staying under 2% for the next three years.



* Core PPI & CPI Data exclude food and energy prices.

Economic Outlook (cont.)

HOUSING

- Across the country, housing starts were up 14.6% in January, compared to a decrease of 4.3% in December. Building permits were down 10.4% in January, compared to an increase of 16.7% in December.
- Mortgage applications rose for most of the month but as mortgage rates have continued to climb, concerns are growing that the higher rates will dampen any potential housing recovery.
- *Ohio Housing for January is unavailable until early March.*

LABOR MARKET

- Unemployment for January fell sharply to 9.0% from 9.4% in December. Employers added only 36,000 jobs, a quarter of what economists were expecting.
- Average hourly earnings increased 0.4% in January compared to 0.1% in December. According the Bureau of Labor Statistics, the number of unemployed persons decreased 600,000 in January to 13.9 million.
- The January jobs report was largely discredited due to typical seasonality, market conditions and the persistent winter weather that crippled much of the country. The markets are looking for a more normalized report for February.
- *Ohio Job Data for January is unavailable until early March.*



Economic Outlook (cont.)

SUMMARY

- Consumer and business spending continue to slowly improve but employers remain reluctant to add to payrolls.
- Housing remains depressed overall and commodity prices continue to rise but inflation concerns remain stable.
- The U.S. and Global economies continue to recover, though at a rate that has been insufficient to bring about significant improvements in unemployment. These factors lead us to believe that the Federal Reserve will maintain current interest rate levels for the near term.



Portfolio Yields & Strategy

YIELDS

- Due to the current economic environment and recent unrest in Europe and the Middle East, yields remain at historically low levels.
- We continue to believe that the slow economic recovery will add pressure to the Fed to maintain low borrowing rates which will, in turn, be reflected throughout the bond market.

STRATEGY

- With the expectation that interest rates will remain low for an extended period, we continue to cautiously balance safety, liquidity, and yield by investing in shorter term securities.



Summary of Portfolios

Portfolio	12/31/2010	1/31/2011	1/29/2010
Regular Account - Market Value	\$5,196,782,303.48	\$6,184,164,749.77	\$4,438,365,346.46
Sales, Motor Vehicle Fuel Tax revenues were offset by payments for Debt Service, School Foundations, Higher Education, Medicaid and State Payroll.			
Total Monthly Inflows	\$5,208,856,952.66	\$5,078,574,569.24	\$4,144,834,865.29
Total Monthly Outflows	\$4,497,096,458.31	\$4,096,504,177.98	\$3,831,010,247.57
Realized Income - Month to date	\$2,079,046.65	\$525,353.42	\$5,946,109.09
Realized Income - Fiscal Year to date	\$11,520,212.87	\$12,045,566.29	\$45,943,800.79
Accruals	\$1,464,548.86	\$2,334,240.65	\$2,828,692.05
Buckeye Tobacco (School Facilities) - Market Value	\$776,551,268.44	\$765,477,956.34	\$1,827,184,039.60
Buckeye Tobacco (Board of Regents) - Market Value	\$54,599,450.56	\$26,007,043.69	\$336,659,442.44
Realized Income - Month to date	\$1,091,870.77	\$205,724.89	\$24,538.44
Realized Income - Fiscal Year to date	\$2,170,517.24	\$2,376,242.13	\$56,308,237.84
Ohio Lottery DPTF - Market Value	\$730,726,547.68	\$723,817,880.08	\$738,850,832.36
Securities were purchased to fund an annuity winner; the January liability payment was \$8,359,295.47			
STAR Ohio - Market Value	\$4,529,348,336.80	\$4,357,693,136.50	\$5,374,354,731.99
Shareholder redemptions exceeded purchases during the month.			

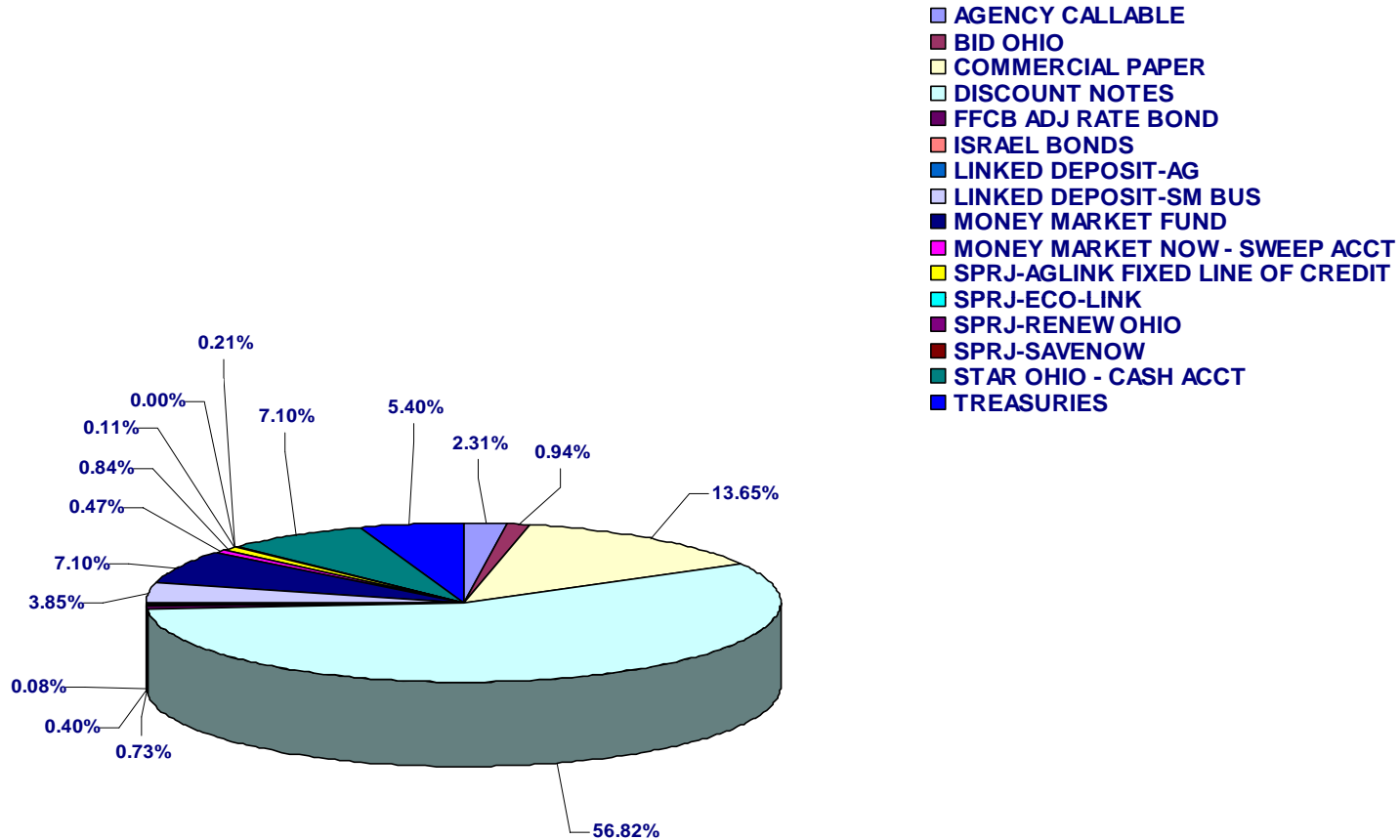


Regular Account Asset Allocation

ASSET TYPE	PAR AMOUNT	BOOK VALUE	MKT VALUE	% BOOK	WT YLD	WT DTM
AGENCY CALLABLE	\$ 143,000,000.00	\$ 142,875,000.00	\$ 142,792,930.00	2.307	1.821	1,773.20
BID OHIO	\$ 58,500,000.00	\$ 58,500,000.00	\$ 58,500,000.00	0.944	0.526	72.54
COMMERCIAL PAPER	\$ 845,065,000.00	\$ 844,948,579.64	\$ 844,948,579.64	13.646	0.208	9.05
DISCOUNT NOTES	\$ 3,519,379,000.00	\$ 3,518,237,574.46	\$ 3,518,904,273.72	56.82	0.16	37.57
FFCB ADJ RATE BOND	\$ 45,000,000.00	\$ 45,000,000.00	\$ 45,000,000.00	0.73	0.06	102.00
ISRAEL BONDS	\$ 25,000,000.00	\$ 25,000,000.00	\$ 25,000,000.00	0.40	2.32	1091.02
LINKED DEPOSIT-AG	\$ 5,130,500.00	\$ 5,130,500.00	\$ 5,130,500.00	0.08	0.02	66.00
LINKED DEPOSIT-SM BUS	\$ 238,155,893.94	\$ 238,155,893.94	\$ 238,155,893.94	3.85	0.15	369.29
MONEY MARKET FUND	\$ 439,339,074.97	\$ 439,339,074.97	\$ 439,339,074.97	7.10	0.14	1.00
MONEY MARKET NOW - SWEEP ACCT	\$ 28,864,575.98	\$ 28,864,575.98	\$ 28,864,575.98	0.47	0.10	1.00
SPRJ-AGLINK FIXED LINE OF CREDIT	\$ 51,742,377.00	\$ 51,742,377.00	\$ 51,742,377.00	0.84	0.06	66.00
SPRJ-ECO-LINK	\$ 6,804,466.05	\$ 6,804,466.05	\$ 6,804,466.05	0.11	0.15	575.56
SPRJ-RENEW OHIO	\$ 5,000.00	\$ 5,000.00	\$ 5,000.00	0.00	0.01	578.00
SPRJ-SAVENOW	\$ 13,110,000.00	\$ 13,110,000.00	\$ 13,110,000.00	0.21	0.10	135.29
STAR OHIO - CASH ACCT	\$ 439,583,378.47	\$ 439,583,378.47	\$ 439,583,378.47	7.10	0.11	1.00
TREASURIES	\$ 335,000,000.00	\$ 334,547,070.33	\$ 326,283,700.00	5.40	1.31	1741.61
	\$ 6,193,679,266.41	\$ 6,191,843,490.84	\$ 6,184,164,749.77	100.00	0.27	179.42



Regular Account Asset Allocation



Buckeye Tobacco Fund (SFC) Asset Allocation

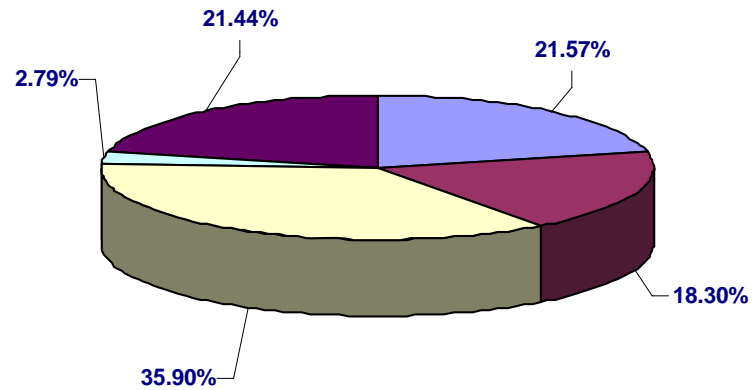
ASSET TYPE	PAR AMOUNT	BOOK VALUE	MKT VALUE	% BOOK	WT YLD	WT DTM
AGENCY COUPON	\$ 165,000,000.00	\$ 165,000,000.00	\$ 165,326,700.00	21.57	0.70	144.00
COMMERCIAL PAPER	\$ 140,015,000.00	\$ 139,995,830.34	\$ 139,995,830.34	18.30	0.22	9.75
DISCOUNT NOTES	\$ 274,900,000.00	\$ 274,651,046.36	\$ 274,853,267.00	35.90	0.21	51.00
MONEY MARKET FUND	\$ 21,327,662.72	\$ 21,327,662.72	\$ 21,327,662.72	2.79	0.04	1.00
STAR OHIO - CASH ACCT	\$ 163,974,496.28	\$ 163,974,496.28	\$ 163,974,496.28	21.44	0.11	1.00
	\$ 765,217,159.00	\$ 764,949,035.70	\$ 765,477,956.34	100.00	0.29	51.40



Buckeye Tobacco Fund (SFC) Asset Allocation

BTSFA - School Facilities Commission

- AGENCY COUPON
- COMMERCIAL PAPER
- DISCOUNT NOTES
- MONEY MARKET FUND
- STAR OHIO - CASH ACCT



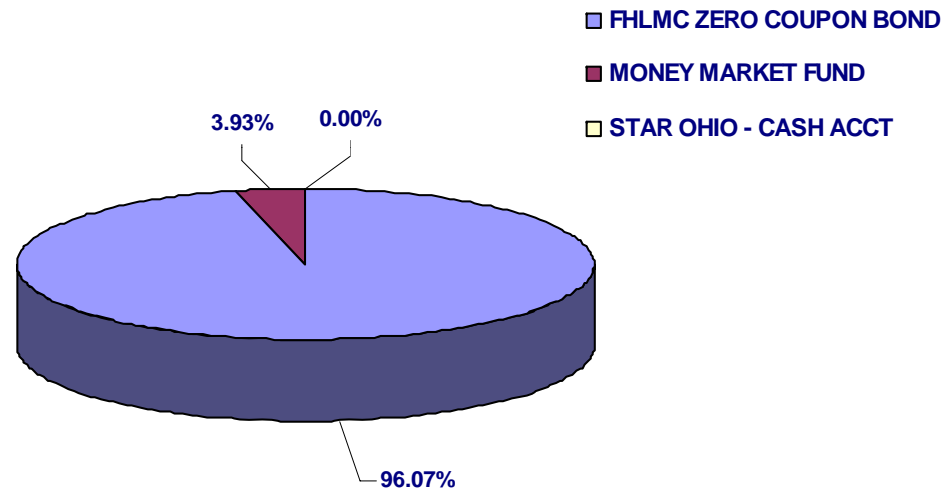
Buckeye Tobacco Fund (BOR) Asset Allocation

ASSET TYPE	PAR AMOUNT	BOOK VALUE	MKT VALUE	% BOOK	WT YLD	WT DTM
FHLMC ZERO COUPON BOND	\$ 25,000,000.00	\$ 24,818,025.00	\$ 24,991,500.00	96.07	0.53	53.00
MONEY MARKET FUND	\$ 1,014,981.10	\$ 1,014,981.10	\$ 1,014,981.10	3.93	0.04	1.00
STAR OHIO - CASH ACCT	\$ 562.59	\$ 562.59	\$ 562.59	0.00	0.11	1.00
	\$ 26,015,543.69	\$ 25,833,568.69	\$ 26,007,043.69	100.00	0.52	50.97



Buckeye Tobacco Fund (BOR) Asset Allocation

BTSFA - Board of Regents

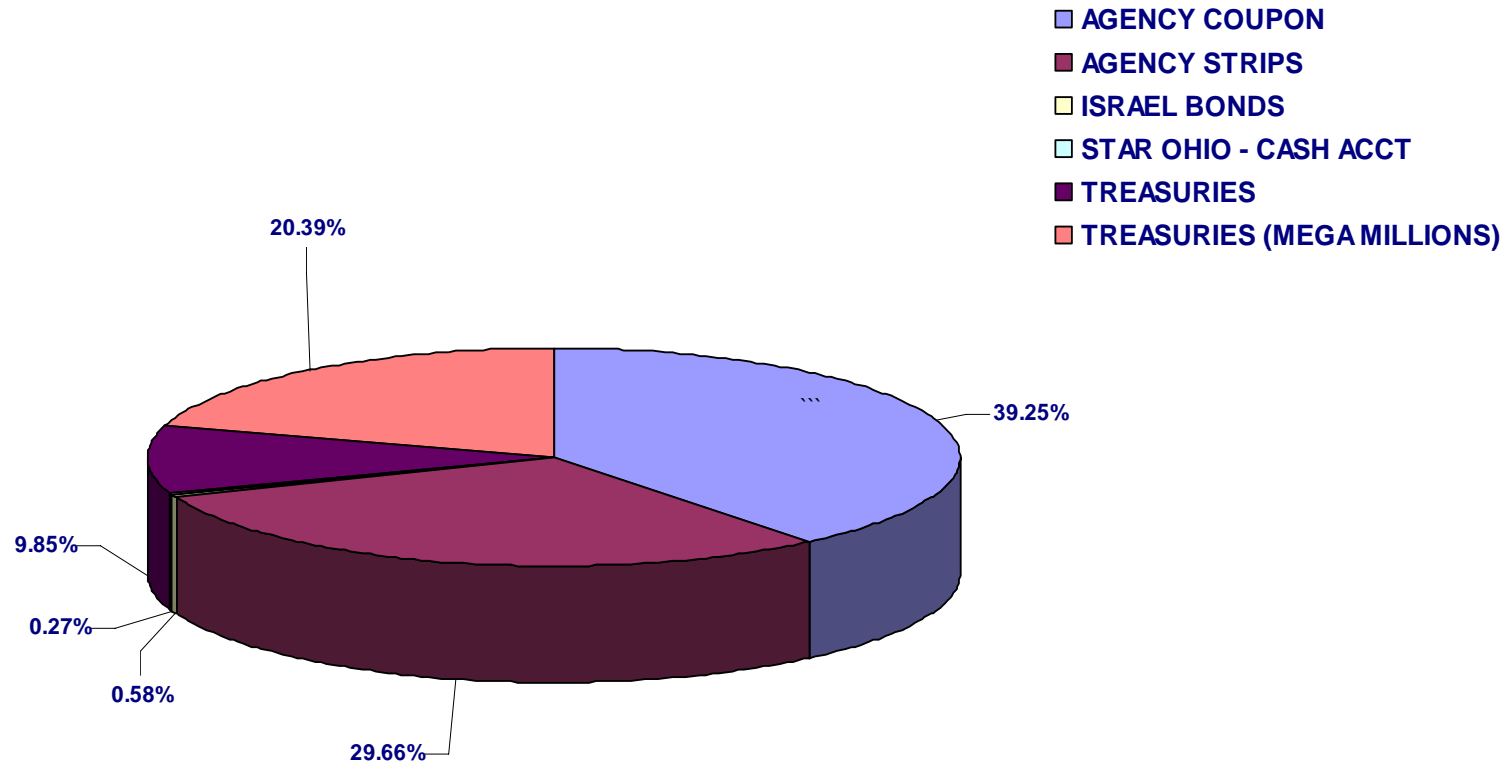


Ohio Lottery DPTF Asset Allocation

ASSET TYPE	PAR AMOUNT	BOOK VALUE	MKT VALUE	% BOOK	WT YLD	WT DTM
AGENCY COUPON	\$ 207,405,000.00	\$ 203,294,018.25	\$ 224,567,893.80	39.25	5.06	1293.15
AGENCY STRIPS	\$ 398,293,000.00	\$ 153,650,138.90	\$ 314,091,244.38	29.66	5.79	2474.53
ISRAEL BONDS	\$ 3,000,000.00	\$ 3,000,000.00	\$ 3,000,000.00	0.58	2.91	456.00
STAR OHIO - CASH ACCT	\$ 1,423,681.72	\$ 1,423,681.72	\$ 1,423,681.72	0.27	0.11	1.00
TREASURIES	\$ 80,202,000.00	\$ 50,994,815.74	\$ 57,352,123.96	9.85	3.57	3552.96
TREASURIES (MEGA MILLIONS)	\$ 186,622,000.00	\$ 105,602,402.58	\$ 123,382,936.22	20.39	4.04	4128.66
	\$ 876,945,681.72	\$ 517,965,057.19	\$ 723,817,880.08	100.00	4.89	2634.85



Ohio Lottery DPTF Asset Allocation

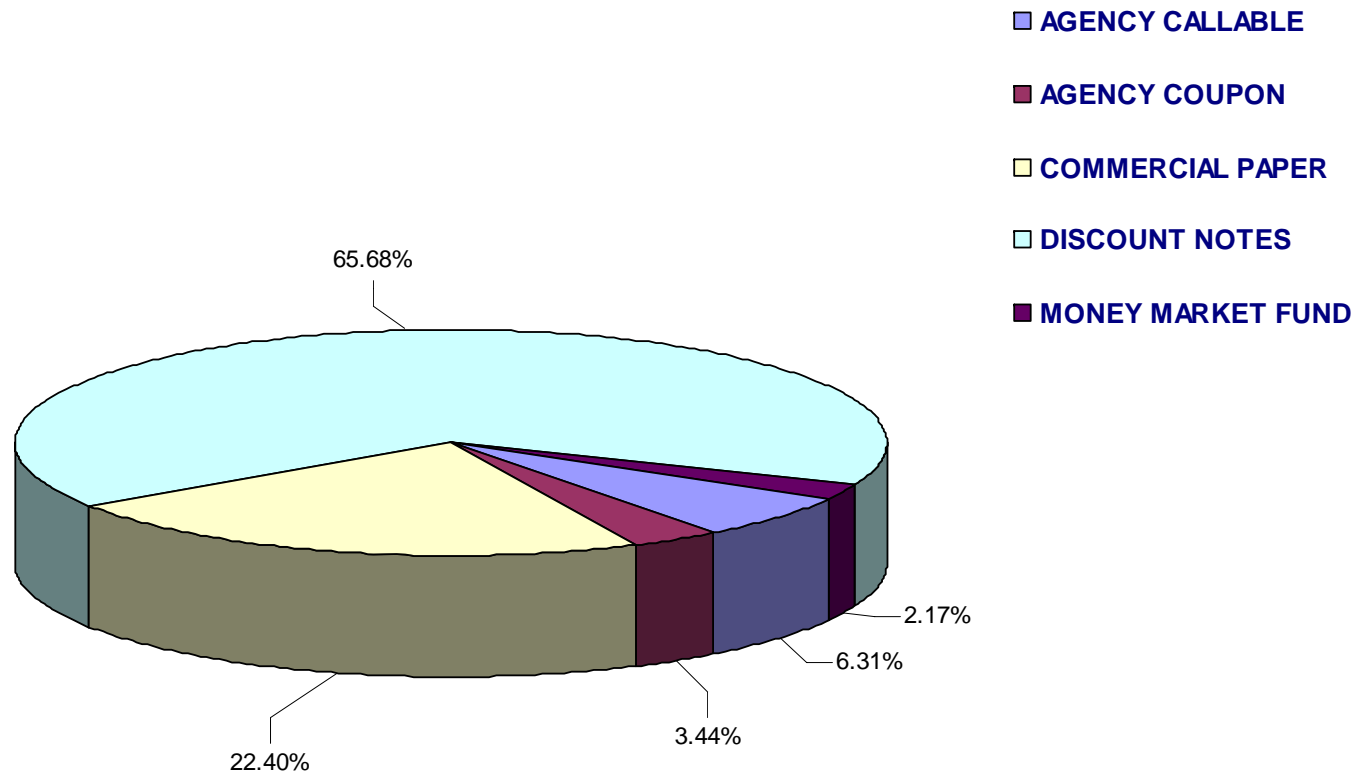


STAR Ohio Asset Allocation

ASSET TYPE	PAR AMOUNT	BOOK VALUE	MKT VALUE	% BOOK	WT YLD	WT DTM
AGENCY CALLABLE	\$ 275,000,000.00	\$ 274,997,500.00	\$ 274,997,000.00	6.31	0.37	292.27
AGENCY COUPON	\$ 150,000,000.00	\$ 149,978,507.50	\$ 150,024,750.00	3.44	0.34	148.83
COMMERCIAL PAPER	\$ 976,000,000.00	\$ 975,854,817.08	\$ 975,854,817.08	22.40	0.21	13.10
DISCOUNT NOTES	\$ 2,862,856,000.00	\$ 2,861,672,739.02	\$ 2,862,393,853.14	65.68	0.17	43.38
MONEY MARKET FUND	\$ 94,422,716.28	\$ 94,422,716.28	\$ 94,422,716.28	2.17	0.07	1.00
	\$ 4,358,278,716.28	\$ 4,356,926,279.88	\$ 4,357,693,136.50	100.00	0.19	55.02



STAR Ohio Asset Allocation



PGM: INVS_MONTHEND_TRANSACTIONS
 SOURCE: VisualQED
 MODEL: INVENTORY
 BASIS: SETTLEMENT
 AS-OF: 1/31/11

JOSH MANDEL
 TREASURER, STATE OF OHIO

INVESTMENT TRANSACTION REPORT
 SETTLED POSITIONS AS OF: 1/31/11

INVS#	TXN	FUND	SETTLE	CUSIP	DESCRIPTION	RATE	MATURITY	PUR YIELD	PAR AMOUNT	PRIN/PROC	P/S INTEREST	SETTLE AMT
203017	PUR	300 REG	1/3/2011	06416KPA2	BANK OF NOVA SCOTIA	0.210	02/10/11	0.213	\$ 50,000,000.00	\$ 49,988,916.67		\$ 49,988,916.67
203015	PUR	300 REG	1/3/2011	1667X1NM4	CHEVRON FUNDING CORP	0.170	01/21/11	0.172	\$ 50,000,000.00	\$ 49,995,750.00		\$ 49,995,750.00
203019	PUR	300 REG	1/3/2011	22532CN42	CREDIT AGRICOLE NORTH AMERICA	0.220	01/04/11	0.223	\$ 15,000,000.00	\$ 14,999,908.33		\$ 14,999,908.33
203012	PUR	295 TOB	1/3/2011	313384AD1	FHLB DISCOUNT NOTE	0.020	01/04/11	0.020	\$ 50,000,000.00	\$ 49,999,972.22		\$ 49,999,972.22
203013	PUR	295 TOB	1/3/2011	313384AD1	FHLB DISCOUNT NOTE	0.020	01/04/11	0.020	\$ 22,458,000.00	\$ 22,457,987.52		\$ 22,457,987.52
203014	PUR	304 REG	1/3/2011	313384AD1	FHLB DISCOUNT NOTE	0.020	01/04/11	0.020	\$ 25,105,000.00	\$ 25,104,986.05		\$ 25,104,986.05
203018	PUR	300 REG	1/3/2011	313384CA5	FHLB DISCOUNT NOTE	0.140	02/18/11	0.142	\$ 50,000,000.00	\$ 49,991,055.56		\$ 49,991,055.56
203016	PUR	300 REG	1/3/2011	74977LND5	RABOBANK USA FINANCIAL CORP	0.180	01/13/11	0.183	\$ 50,000,000.00	\$ 49,997,500.00		\$ 49,997,500.00
203002	PUR	303 SPRJ	1/3/2011	LD1103166	COMMERCIAL & SAVINGS BANK, MILLE	0.150	01/03/13	0.150	\$ 299,096.46	\$ 299,096.46		\$ 299,096.46
203003	PUR	303 SPRJ	1/3/2011	LD1103174	COMMERCIAL & SAVINGS BANK, MILLE	0.150	01/03/13	0.150	\$ 152,270.94	\$ 152,270.94		\$ 152,270.94
203004	PUR	303 SPRJ	1/3/2011	LD1103182	PORTAGE COMMUNITY BANK	0.150	01/03/13	0.150	\$ 239,700.00	\$ 239,700.00		\$ 239,700.00
203005	PUR	303 SPRJ	1/3/2011	LD1103190	CITIZENS SAVINGS BANK, MARTINS F	0.150	01/03/13	0.150	\$ 30,000.00	\$ 30,000.00		\$ 30,000.00
203006	PUR	303 SPRJ	1/3/2011	LD1103208	HUNTINGTON NATIONAL BANK, NA	0.150	01/03/13	0.150	\$ 400,000.00	\$ 400,000.00		\$ 400,000.00
203007	PUR	303 SPRJ	1/3/2011	LD1103216	COMMERCIAL SAVINGS BANK, UPPER S	0.150	01/03/13	0.150	\$ 324,000.00	\$ 324,000.00		\$ 324,000.00
203008	PUR	303 SPRJ	1/3/2011	LD1103224	FIRST CITIZENS NATIONAL BANK	0.150	01/03/13	0.150	\$ 46,405.36	\$ 46,405.36		\$ 46,405.36
203009	PUR	303 SPRJ	1/3/2011	LD1103232	FIRST CITIZENS NATIONAL BANK	0.150	01/03/13	0.150	\$ 113,080.71	\$ 113,080.71		\$ 113,080.71
203010	PUR	303 SPRJ	1/3/2011	LD1103240	WESTFIELD BANK, FSB	0.150	01/03/13	0.150	\$ 110,000.00	\$ 110,000.00		\$ 110,000.00
203011	PUR	303 SPRJ	1/3/2011	LD1103257	HEARTLAND BANK	0.150	01/03/13	0.150	\$ 400,000.00	\$ 400,000.00		\$ 400,000.00
193190	CNTR	300 REG	1/3/2011	NOWSW3006	NOW ACCOUNT - SWEEP ACT - 300	0.100			\$ 37,045,067.84	\$ 37,045,067.84		\$ 37,045,067.84
203048	PUR	295 TOB	1/4/2011	0027A1N54	ABBEY NATIONAL NA, LLC	0.200	01/05/11	0.203	\$ 25,000,000.00	\$ 24,999,861.11		\$ 24,999,861.11
203049	PUR	295 TOB	1/4/2011	22532CN59	CREDIT AGRICOLE NORTH AMERICA	0.220	01/05/11	0.223	\$ 25,000,000.00	\$ 24,999,847.22		\$ 24,999,847.22
203052	PUR	300 REG	1/4/2011	22532CN59	CREDIT AGRICOLE NORTH AMERICA	0.210	01/05/11	0.213	\$ 50,000,000.00	\$ 49,999,708.33		\$ 49,999,708.33
203051	PUR	304 REG	1/4/2011	313384AE9	FHLB DISCOUNT NOTE	0.080	01/05/11	0.080	\$ 25,105,000.00	\$ 25,104,944.21		\$ 25,104,944.21
203036	PUR	300 REG	1/4/2011	313384CA5	FHLB DISCOUNT NOTE	0.140	02/18/11	0.142	\$ 50,000,000.00	\$ 49,991,250.00		\$ 49,991,250.00
203035	PUR	300 REG	1/4/2011	313396BX0	FHLMC DISCOUNT NOTE	0.140	02/15/11	0.142	\$ 22,535,000.00	\$ 22,531,319.28		\$ 22,531,319.28
203050	PUR	295 TOB	1/4/2011	4611K1N50	INTESA FUNDING, LLC	0.220	01/05/11	0.223	\$ 22,459,000.00	\$ 22,458,862.75		\$ 22,458,862.75
203034	PUR	300 REG	1/4/2011	4662J1P38	JP MORGAN CHASE & CO	0.210	02/03/11	0.213	\$ 50,000,000.00	\$ 49,991,250.00		\$ 49,991,250.00
203037	PUR	303 SPRJ	1/4/2011	LD1103265	HUNTINGTON NATIONAL BANK, NA	0.150	01/04/13	0.150	\$ 170,000.00	\$ 170,000.00		\$ 170,000.00
203038	PUR	303 SPRJ	1/4/2011	LD1103273	CONSUMERS NATIONAL BANK	0.150	01/04/13	0.150	\$ 11,577.25	\$ 11,577.25		\$ 11,577.25
203039	PUR	303 SPRJ	1/4/2011	LD1103281	WAYNE SAVINGS COMMUNITY BANK	0.150	01/04/13	0.150	\$ 314,908.00	\$ 314,908.00		\$ 314,908.00
193190	CNTR	300 REG	1/4/2011	NOWSW3006	NOW ACCOUNT - SWEEP ACT - 300	0.100			\$ 65,384,226.68	\$ 65,384,226.68		\$ 65,384,226.68
203076	PUR	295 TOB	1/5/2011	0027A1N62	ABBEY NATIONAL NA, LLC	0.190	01/06/11	0.193	\$ 22,460,000.00	\$ 22,459,881.46		\$ 22,459,881.46
203080	PUR	300 REG	1/5/2011	0556N1N66	BNP PARIBAS FINANCE, INC	0.200	01/06/11	0.203	\$ 50,000,000.00	\$ 49,999,722.22		\$ 49,999,722.22
203073	PUR	295 TOB	1/5/2011	22532CN67	CREDIT AGRICOLE NORTH AMERICA	0.200	01/06/11	0.203	\$ 25,000,000.00	\$ 24,999,861.11		\$ 24,999,861.11
203075	PUR	300 REG	1/5/2011	313312BS8	FFCB DISCOUNT NOTE	0.130	02/10/11	0.132	\$ 50,000,000.00	\$ 49,993,500.00		\$ 49,993,500.00
203077	PUR	300 REG	1/5/2011	313312BS8	FFCB DISCOUNT NOTE	0.130	02/10/11	0.132	\$ 50,000,000.00	\$ 49,993,500.00		\$ 49,993,500.00
203078	PUR	300 REG	1/5/2011	313312EH9	FFCB DISCOUNT NOTE	0.150	04/14/11	0.152	\$ 50,000,000.00	\$ 49,979,375.00		\$ 49,979,375.00
203079	PUR	300 REG	1/5/2011	313312EH9	FFCB DISCOUNT NOTE	0.150	04/14/11	0.152	\$ 37,000,000.00	\$ 36,984,737.50		\$ 36,984,737.50
203071	PUR	300 REG	1/5/2011	313312FZ8	FFCB DISCOUNT NOTE	0.180	05/24/11	0.183	\$ 50,000,000.00	\$ 49,965,250.00		\$ 49,965,250.00
203072	PUR	300 REG	1/5/2011	313312FZ8	FFCB DISCOUNT NOTE	0.180	05/24/11	0.183	\$ 7,059,000.00	\$ 7,054,094.00		\$ 7,054,094.00
203070	PUR	300 REG	1/5/2011	313396CT8	FHLMC DISCOUNT NOTE	0.160	03/07/11	0.157	\$ 50,000,000.00	\$ 49,986,868.06		\$ 49,986,868.06
203069	PUR	300 REG	1/5/2011	313588BZ7	FNMA DISCOUNT NOTE	0.150	02/17/11	0.152	\$ 38,000,000.00	\$ 37,993,191.67		\$ 37,993,191.67
203074	PUR	295 TOB	1/5/2011	4611K1N68	INTESA FUNDING, LLC	0.210	01/06/11	0.213	\$ 25,000,000.00	\$ 24,999,854.17		\$ 24,999,854.17
203068	PUR	300 REG	1/5/2011	83365SND1	SOCIETE GENERALE NORTH AMERICA	0.240	01/13/11	0.243	\$ 50,000,000.00	\$ 49,997,333.33		\$ 49,997,333.33
203083	PUR	303 SPRJ	1/5/2011	EC1100683	KEYBANK, NA	0.150	01/04/13	0.150	\$ 70,000.00	\$ 70,000.00		\$ 70,000.00
203084	PUR	303 SPRJ	1/5/2011	EC1100691	KEYBANK, NA	0.150	01/04/13	0.150	\$ 45,589.60	\$ 45,589.60		\$ 45,589.60
203085	PUR	303 SPRJ	1/5/2011	EC1100709	KEYBANK, NA	0.150	01/04/13	0.150	\$ 103,000.00	\$ 103,000.00		\$ 103,000.00
203086	PUR	303 SPRJ	1/5/2011	EC1100717	KEYBANK, NA	0.150	01/04/13	0.150	\$ 31,000.00	\$ 31,000.00		\$ 31,000.00
203087	PUR	303 SPRJ	1/5/2011	EC1100725	KEYBANK, NA	0.150	01/04/13	0.150	\$ 50,880.00	\$ 50,880.00		\$ 50,880.00
203057	PUR	303 SPRJ	1/5/2011	LD1103299	FORT JENNINGS STATE BANK	0.150	01/04/13	0.150	\$ 9,000.00	\$ 9,000.00		\$ 9,000.00
203054	PUR	303 SPRJ	1/5/2011	LD11B0251	HENRY COUNTY BANK	0.600	07/06/11	0.600	\$ 1,000,000.00	\$ 1,000,000.00		\$ 1,000,000.00
203055	PUR	303 SPRJ	1/5/2011	LD11B0269	NATIONWIDE BANK	0.600	07/06/11	0.600	\$ 5,000,000.00	\$ 5,000,000.00		\$ 5,000,000.00
203056	PUR	303 SPRJ	1/5/2011	LD11B0277	HEARTLAND BANK	0.600	07/06/11	0.600	\$ 3,000,000.00	\$ 3,000,000.00		\$ 3,000,000.00
194983	CNTR	304 REG	1/5/2011	MMKT00177	KEY/TOS INVESTMENT MATURITIES	0.200			\$ 73,799,029.00	\$ 73,799,029.00		\$ 73,799,029.00
203114	PUR	300 REG	1/6/2011	0027A1N70	ABBEY NATIONAL NA, LLC	0.190	01/07/11	0.193	\$ 50,000,000.00	\$ 49,999,736.11		\$ 49,999,736.11
203091	PUR	300 REG	1/6/2011	0027A1ND7	ABBEY NATIONAL NA, LLC	0.200	01/13/11	0.203	\$ 50,000,000.00	\$ 49,998,055.56		\$ 49,998,055.56
203113	PUR	300 REG	1/6/2011	22532CN75	CREDIT AGRICOLE NORTH AMERICA	0.210	01/07/11	0.213	\$ 50,000,000.00	\$ 49,999,708.33		\$ 49,999,708.33
203093	PUR	295 TOB	1/6/2011	22532CNE0	CREDIT AGRICOLE NORTH AMERICA	0.220	01/14/11	0.223	\$ 25,000,000.00	\$ 24,998,777.78		\$ 24,998,777.78
203092	PUR	300 REG	1/6/2011	313312BS8	FFCB DISCOUNT NOTE	0.130	02/10/11	0.132	\$ 30,000,000.00	\$ 29,996,208.33		\$ 29,996,208.33
203111	PUR	300 REG	1/6/2011	313384BS7	FHLB DISCOUNT NOTE	0.150	02/10/11	0.152	\$ 50,000,000.00	\$ 49,992,708.33		\$ 49,992,708.33

PGM: INVS_MONTHEND_TRANSACTIONS
 SOURCE: VisualQED
 MODEL: INVENTORY
 BASIS: SETTLEMENT
 AS-OF: 1/31/11

JOSH MANDEL
 TREASURER, STATE OF OHIO

INVESTMENT TRANSACTION REPORT
 SETTLED POSITIONS AS OF: 1/31/11

INVST#	TXN	FUND	SETTLE	CUSIP	DESCRIPTION	RATE	MATURITY	PUR YIELD	PAR AMOUNT	PRIN/PROC	P/S INTEREST	SETTLE AMT
203112	PUR	300 REG	1/6/2011	313384BS7	FHLB DISCOUNT NOTE	0.150	02/10/11	0.152	\$ 50,000,000.00	\$ 49,992,708.33		\$ 49,992,708.33
203094	PUR	295 TOB	1/6/2011	4611K1NE1	INTESA FUNDING, LLC	0.250	01/14/11	0.253	\$ 25,000,000.00	\$ 24,998,611.11		\$ 24,998,611.11
203095	PUR	295 TOB	1/6/2011	83365SNE9	SOCIETE GENERALE NORTH AMERICA	0.230	01/14/11	0.233	\$ 22,462,000.00	\$ 22,460,851.94		\$ 22,460,851.94
203088	PUR	304 REG	1/6/2011	912828PM6	US TREASURY NOTE	2.130	12/31/15	2.130	\$ 25,000,000.00	\$ 24,994,140.62	\$ 8,805.25	\$ 25,002,945.87
203089	PUR	304 REG	1/6/2011	912828PM6	US TREASURY NOTE	2.130	12/31/15	2.155	\$ 25,000,000.00	\$ 24,964,843.75	\$ 8,805.25	\$ 24,973,649.00
203117	PUR	303 SPRJ	1/6/2011	LD1000149	FARMERS & MERCHANTS STATE BANK	0.150	07/06/11	0.150	\$ 98,307.57	\$ 98,307.57		\$ 98,307.57
203096	PUR	303 SPRJ	1/6/2011	LD1103307	HUNTINGTON NATIONAL BANK, NA	0.150	01/04/13	0.150	\$ 321,000.00	\$ 321,000.00		\$ 321,000.00
203097	PUR	303 SPRJ	1/6/2011	LD1103315	HUNTINGTON NATIONAL BANK, NA	0.150	01/04/13	0.150	\$ 45,000.00	\$ 45,000.00		\$ 45,000.00
203098	PUR	303 SPRJ	1/6/2011	LD1103323	HUNTINGTON NATIONAL BANK, NA	0.170	01/04/13	0.170	\$ 50,000.00	\$ 50,000.00		\$ 50,000.00
203099	PUR	303 SPRJ	1/6/2011	LD1103331	FIRST CITIZENS NATIONAL BANK	0.150	01/04/13	0.150	\$ 287,767.27	\$ 287,767.27		\$ 287,767.27
203100	PUR	303 SPRJ	1/6/2011	LD1103349	CITIZENS NATIONAL OF BLUFFTON	0.150	01/04/13	0.150	\$ 96,186.26	\$ 96,186.26		\$ 96,186.26
184687	CNTR	295 TOB	1/6/2011	STAR29519	STAR OHIO 71115			0.110	\$ 2,046.00	\$ 2,046.00		\$ 2,046.00
183669	CNTR	296 TOB	1/6/2011	STAR29618	STAR OHIO 71106			0.110	\$ 8,912,950.00	\$ 8,912,950.00		\$ 8,912,950.00
203136	PUR	300 REG	1/7/2011	313384BL2	FHLB DISCOUNT NOTE	0.150	02/04/11	0.152	\$ 50,000,000.00	\$ 49,994,166.67		\$ 49,994,166.67
203137	PUR	300 REG	1/7/2011	313384BL2	FHLB DISCOUNT NOTE	0.150	02/04/11	0.152	\$ 50,000,000.00	\$ 49,994,166.67		\$ 49,994,166.67
203120	PUR	303 SPRJ	1/7/2011	LD1103356	FIRST FEDERAL BANK OF THE MIDWEST	0.150	01/07/13	0.150	\$ 120,000.00	\$ 120,000.00		\$ 120,000.00
203118	PUR	303 SPRJ	1/7/2011	LD1103364	FIRST FEDERAL BANK OF THE MIDWEST	0.150	01/07/13	0.150	\$ 281,591.44	\$ 281,591.44		\$ 281,591.44
203122	PUR	303 SPRJ	1/7/2011	LD1103372	CITIZENS SAVINGS BANK, MARTINS F	0.150	01/07/13	0.150	\$ 173,000.00	\$ 173,000.00		\$ 173,000.00
203123	PUR	303 SPRJ	1/7/2011	LD1103380	CROGHAN COLONIAL BANK	0.150	01/07/13	0.150	\$ 100,000.00	\$ 100,000.00		\$ 100,000.00
194983	CNTR	304 REG	1/7/2011	MMKT00177	KEY/TOS INVESTMENT MATURITIES			0.200	\$ 25,037,617.28	\$ 25,037,617.28		\$ 25,037,617.28
203140	PUR	300 REG	1/10/2011	22532CNB6	CREDIT AGRICOLE NORTH AMERICA	0.200	01/11/11	0.203	\$ 50,000,000.00	\$ 49,999,722.22		\$ 49,999,722.22
203121	PUR	300 REG	1/10/2011	313384CT4	FHLB DISCOUNT NOTE	0.160	03/07/11	0.157	\$ 11,028,000.00	\$ 11,025,341.03		\$ 11,025,341.03
203119	PUR	300 REG	1/10/2011	313384CV9	FHLB DISCOUNT NOTE	0.160	03/09/11	0.162	\$ 37,756,000.00	\$ 37,746,267.34		\$ 37,746,267.34
203141	PUR	300 REG	1/10/2011	4611K1NB7	INTESA FUNDING, LLC	0.200	01/11/11	0.203	\$ 45,729,000.00	\$ 45,728,745.95		\$ 45,728,745.95
203139	PUR	303 SPRJ	1/10/2011	LD1103398	WESTFIELD BANK, FSB	0.150	01/10/13	0.150	\$ 248,448.73	\$ 248,448.73		\$ 248,448.73
182202	CNTR	301 REG	1/10/2011	STAR30129	STAR OHIO 70933			0.100	\$ 14,201.98	\$ 14,201.98		\$ 14,201.98
174457	CNTR	304 REG	1/10/2011	STAR30418	STAR OHIO 63942			0.100	\$ 142,976.47	\$ 142,976.47		\$ 142,976.47
203169	PUR	300 REG	1/11/2011	4611K1NC5	INTESA FUNDING, LLC	0.200	01/12/11	0.203	\$ 50,000,000.00	\$ 49,999,722.22		\$ 49,999,722.22
203170	PUR	300 REG	1/11/2011	4611K1NC5	INTESA FUNDING, LLC	0.200	01/12/11	0.203	\$ 44,361,000.00	\$ 44,360,753.55		\$ 44,360,753.55
203156	PUR	303 SPRJ	1/11/2011	LD1103406	FIRST CITIZENS NATIONAL BANK	0.150	01/11/13	0.150	\$ 400,000.00	\$ 400,000.00		\$ 400,000.00
203157	PUR	303 SPRJ	1/11/2011	LD1103414	FIRST FEDERAL BANK OF THE MIDWEST	0.150	01/11/13	0.150	\$ 150,000.00	\$ 150,000.00		\$ 150,000.00
193190	CNTR	300 REG	1/11/2011	NOWSW3006	NOW ACCOUNT - SWEEP ACT - 300			0.100	\$ 32,425,256.91	\$ 32,425,256.91		\$ 32,425,256.91
203182	PUR	300 REG	1/12/2011	0027A1ND7	ABBNEY NATIONAL NA, LLC	0.190	01/13/11	0.193	\$ 50,000,000.00	\$ 49,999,736.11		\$ 49,999,736.11
203183	PUR	300 REG	1/12/2011	4611K1ND3	INTESA FUNDING, LLC	0.200	01/13/11	0.203	\$ 50,000,000.00	\$ 49,999,722.22		\$ 49,999,722.22
203184	PUR	300 REG	1/12/2011	4611K1ND3	INTESA FUNDING, LLC	0.200	01/13/11	0.203	\$ 50,000,000.00	\$ 49,999,722.22		\$ 49,999,722.22
203173	PUR	303 SPRJ	1/12/2011	LD1103422	CORTLAND SAVINGS & BANKING CO	0.150	01/11/13	0.150	\$ 400,000.00	\$ 400,000.00		\$ 400,000.00
203174	PUR	303 SPRJ	1/12/2011	LD1103430	FIRST CITIZENS NATIONAL BANK	0.150	01/11/13	0.150	\$ 94,755.00	\$ 94,755.00		\$ 94,755.00
203186	PUR	303 SPRJ	1/12/2011	LD1103448	STATE BANK & TRUST COMPANY	0.150	01/11/13	0.150	\$ 400,000.00	\$ 400,000.00		\$ 400,000.00
203192	PUR	300 REG	1/13/2011	0027A1NE5	ABBNEY NATIONAL NA, LLC	0.180	01/14/11	0.183	\$ 27,606,000.00	\$ 27,605,861.97		\$ 27,605,861.97
203189	PUR	300 REG	1/13/2011	0027A1NM7	ABBNEY NATIONAL NA, LLC	0.200	01/21/11	0.203	\$ 50,000,000.00	\$ 49,997,777.78		\$ 49,997,777.78
203190	PUR	300 REG	1/13/2011	22532CNM2	CREDIT AGRICOLE NORTH AMERICA	0.210	01/21/11	0.213	\$ 50,000,000.00	\$ 49,997,666.67		\$ 49,997,666.67
203188	PUR	300 REG	1/13/2011	4611K1NM3	INTESA FUNDING, LLC	0.250	01/21/11	0.253	\$ 50,000,000.00	\$ 49,997,222.22		\$ 49,997,222.22
203191	PUR	300 REG	1/13/2011	83365SNE9	SOCIETE GENERALE NORTH AMERICA	0.180	01/14/11	0.183	\$ 50,000,000.00	\$ 49,999,750.00		\$ 49,999,750.00
203187	PUR	303 SPRJ	1/13/2011	LD1103455	HEARTLAND BANK	0.150	01/11/13	0.150	\$ 15,663.82	\$ 15,663.82		\$ 15,663.82
193190	CNTR	300 REG	1/13/2011	NOWSW3006	NOW ACCOUNT - SWEEP ACT - 300			0.100	\$ 5,927,141.19	\$ 5,927,141.19		\$ 5,927,141.19
203218	PUR	295 TOB	1/14/2011	0027A1NU9	ABBNEY NATIONAL NA, LLC	0.210	01/28/11	0.213	\$ 29,000,000.00	\$ 28,997,631.67		\$ 28,997,631.67
203217	PUR	295 TOB	1/14/2011	0556N1NU3	BNP PARIBAS FINANCE, INC	0.220	01/28/11	0.223	\$ 29,000,000.00	\$ 28,997,518.89		\$ 28,997,518.89
203216	PUR	295 TOB	1/14/2011	22532CNU4	CREDIT AGRICOLE NORTH AMERICA	0.240	01/28/11	0.243	\$ 29,000,000.00	\$ 28,997,293.33		\$ 28,997,293.33
203205	PUR	300 REG	1/14/2011	313384BT5	FHLB DISCOUNT NOTE	0.160	02/11/11	0.157	\$ 27,748,000.00	\$ 27,744,654.82		\$ 27,744,654.82
203219	PUR	300 REG	1/14/2011	4497W1NT9	ING (US) FUNDING	0.220	01/27/11	0.223	\$ 50,000,000.00	\$ 49,996,027.78		\$ 49,996,027.78
203220	PUR	300 REG	1/14/2011	4611K1NU5	INTESA FUNDING, LLC	0.270	01/28/11	0.274	\$ 50,000,000.00	\$ 49,994,750.00		\$ 49,994,750.00
203207	PUR	303 SPRJ	1/14/2011	LD1103463	HOME SAVINGS BANK, KENT	0.150	01/14/13	0.150	\$ 83,886.00	\$ 83,886.00		\$ 83,886.00
154433	CNTR	300 REG	1/14/2011	STAR30012	STAR OHIO 10010			0.110	\$ 30,000,000.00	\$ 30,000,000.00		\$ 30,000,000.00
203226	PUR	300 REG	1/18/2011	1667T1PB1	CHEVRON CORPORATION	0.170	02/11/11	0.172	\$ 50,000,000.00	\$ 49,994,333.33		\$ 49,994,333.33
203222	PUR	300 REG	1/18/2011	313588BW4	FNMA DISCOUNT NOTE	0.150	02/14/11	0.152	\$ 35,914,000.00	\$ 35,909,959.67		\$ 35,909,959.67
203224	PUR	300 REG	1/18/2011	83365SNT6	SOCIETE GENERALE NORTH AMERICA	0.230	01/27/11	0.233	\$ 50,000,000.00	\$ 49,997,125.00		\$ 49,997,125.00
203225	PUR	300 REG	1/18/2011	83365SNU3	SOCIETE GENERALE NORTH AMERICA	0.230	01/28/11	0.233	\$ 50,000,000.00	\$ 49,996,805.56		\$ 49,996,805.56
203227	PUR	303 SPRJ	1/18/2011	LD1103471	FORT JENNINGS STATE BANK	0.150	01/18/13	0.150	\$ 210,000.00	\$ 210,000.00		\$ 210,000.00
203228	PUR	303 SPRJ	1/18/2011	LD1103489	OLD FORT BANKING COMPANY	0.150	01/18/13	0.150	\$ 142,670.87	\$ 142,670.87		\$ 142,670.87
203245	PUR	303 SPRJ	1/18/2011	LD1103497	AMERICAN SAVINGS BANK, FSB	0.150	01/18/13	0.150	\$ 81,985.00	\$ 81,985.00		\$ 81,985.00

PGM: INVS_MONTHEND_TRANSACTIONS
SOURCE: VisualQED
MODEL: INVENTORY
BASIS: SETTLEMENT
AS-OF: 1/31/11

JOSH MANDEL
TREASURER, STATE OF OHIO

INVESTMENT TRANSACTION REPORT
SETTLED POSITIONS AS OF: 1/31/11

INVST#	TXN	FUND	SETTLE	CUSIP	DESCRIPTION	RATE	MATURITY	PUR YIELD	PAR AMOUNT	PRIN/PROC	P/S INTEREST	SETTLE AMT
203246	PUR	303 SPRJ	1/18/2011	LD1103505	AMERICAN SAVINGS BANK, FSB	0.150	01/18/13	0.150	\$ 199,345.00	\$	\$ 199,345.00	\$
193190	CNTR	300 REG	1/18/2011	NOWSW3006	NOW ACCOUNT - SWEEP ACT - 300			0.100	\$ 42,656,296.10	\$	\$ 42,656,296.10	\$
203255	PUR	300 REG	1/19/2011	0027A1NL9	ABBEY NATIONAL NA, LLC	0.200	01/20/11	0.203	\$ 50,000,000.00	\$	\$ 49,999,722.22	\$
203258	PUR	300 REG	1/19/2011	0556N1NT6	BNP PARIBAS FINANCE, INC	0.190	01/27/11	0.193	\$ 50,000,000.00	\$	\$ 49,997,888.89	\$
203254	PUR	300 REG	1/19/2011	22532CNL4	CREDIT AGRICOLE NORTH AMERICA	0.210	01/20/11	0.213	\$ 50,000,000.00	\$	\$ 49,999,708.33	\$
203256	PUR	300 REG	1/19/2011	313384DE6	FHLB DISCOUNT NOTE	0.170	03/18/11	0.167	\$ 30,000,000.00	\$	\$ 29,992,025.00	\$
203257	PUR	300 REG	1/19/2011	313384DE6	FHLB DISCOUNT NOTE	0.170	03/18/11	0.167	\$ 25,000,000.00	\$	\$ 24,993,354.17	\$
203253	PUR	303 SPRJ	1/19/2011	LD1103513	PARK NATIONAL BANK	0.150	01/18/13	0.150	\$ 229,500.00	\$	\$ 229,500.00	\$
203249	PUR	304 REG	1/19/2011	LD11B0285	BIDOHIO	0.400	04/20/11	0.400	\$ 1,000,000.00	\$	\$ 1,000,000.00	\$
203250	PUR	304 REG	1/19/2011	LD11B0293	BIDOHIO	0.400	04/20/11	0.400	\$ 5,000,000.00	\$	\$ 5,000,000.00	\$
203251	PUR	304 REG	1/19/2011	LD11B0301	BIDOHIO	0.400	04/20/11	0.400	\$ 2,000,000.00	\$	\$ 2,000,000.00	\$
203279	PUR	300 REG	1/20/2011	0027A1NU9	ABBEY NATIONAL NA, LLC	0.200	01/28/11	0.203	\$ 50,000,000.00	\$	\$ 49,997,777.78	\$
203283	PUR	300 REG	1/20/2011	0556N1NM1	BNP PARIBAS FINANCE, INC	0.180	01/21/11	0.183	\$ 50,000,000.00	\$	\$ 49,999,750.00	\$
203280	PUR	300 REG	1/20/2011	22532CNU4	CREDIT AGRICOLE NORTH AMERICA	0.210	01/28/11	0.213	\$ 50,000,000.00	\$	\$ 49,997,666.67	\$
203284	PUR	300 REG	1/20/2011	74977LNM5	RABOBANK USA FINANCIAL CORP	0.160	01/21/11	0.162	\$ 40,000,000.00	\$	\$ 39,999,822.22	\$
203273	PUR	303 SPRJ	1/20/2011	LD1103521	HUNTINGTON NATIONAL BANK, NA	0.150	01/18/13	0.150	\$ 33,412.41	\$	\$ 33,412.41	\$
203274	PUR	303 SPRJ	1/20/2011	LD1103539	RIVERHILLS BANK	0.150	01/18/13	0.150	\$ 110,000.00	\$	\$ 110,000.00	\$
203309	PUR	300 REG	1/21/2011	0027A1NQ8	ABBEY NATIONAL NA, LLC	0.190	01/24/11	0.193	\$ 15,000,000.00	\$	\$ 14,999,762.50	\$
203308	PUR	300 REG	1/21/2011	0556N1P31	BNP PARIBAS FINANCE, INC	0.210	02/03/11	0.213	\$ 50,000,000.00	\$	\$ 49,996,208.33	\$
203306	PUR	300 REG	1/21/2011	06416KQ45	BANK OF NOVA SCOTIA	0.200	03/04/11	0.203	\$ 50,000,000.00	\$	\$ 49,988,333.33	\$
203305	PUR	300 REG	1/21/2011	313588DB8	FNMA DISCOUNT NOTE	0.160	03/15/11	0.162	\$ 27,447,000.00	\$	\$ 27,440,534.71	\$
203307	PUR	300 REG	1/21/2011	4611K1P41	INTESA FUNDING, LLC	0.280	02/04/11	0.284	\$ 50,000,000.00	\$	\$ 49,994,555.56	\$
203290	PUR	303 SPRJ	1/21/2011	LD1103547	WESTFIELD BANK, FSB	0.150	01/18/13	0.150	\$ 99,010.51	\$	\$ 99,010.51	\$
203291	PUR	303 SPRJ	1/21/2011	LD1103554	AMERICAN SAVINGS BANK, FSB	0.150	01/18/13	0.150	\$ 83,211.00	\$	\$ 83,211.00	\$
203292	PUR	303 SPRJ	1/21/2011	LD1103562	AMERICAN SAVINGS BANK, FSB	0.150	01/18/13	0.150	\$ 100,000.00	\$	\$ 100,000.00	\$
203293	PUR	303 SPRJ	1/21/2011	LD1103570	AMERICAN SAVINGS BANK, FSB	0.150	01/18/13	0.150	\$ 400,000.00	\$	\$ 400,000.00	\$
203294	PUR	303 SPRJ	1/21/2011	LD1103588	AMERICAN SAVINGS BANK, FSB	0.150	01/18/13	0.150	\$ 88,875.00	\$	\$ 88,875.00	\$
203297	PUR	303 SPRJ	1/21/2011	LD1103596	AMERICAN SAVINGS BANK, FSB	0.150	01/18/13	0.150	\$ 78,525.00	\$	\$ 78,525.00	\$
203300	PUR	303 SPRJ	1/21/2011	LD1103604	AMERICAN SAVINGS BANK, FSB	0.150	01/18/13	0.150	\$ 95,672.00	\$	\$ 95,672.00	\$
203331	PUR	300 REG	1/24/2011	0027A1NR6	ABBEY NATIONAL NA, LLC	0.180	01/25/11	0.183	\$ 50,000,000.00	\$	\$ 49,999,750.00	\$
203332	PUR	300 REG	1/24/2011	22532CNR1	CREDIT AGRICOLE NORTH AMERICA	0.190	01/25/11	0.193	\$ 50,000,000.00	\$	\$ 49,999,736.11	\$
203327	PUR	300 REG	1/24/2011	313384DE6	FHLB DISCOUNT NOTE	0.160	03/18/11	0.162	\$ 50,000,000.00	\$	\$ 49,988,222.22	\$
203328	PUR	300 REG	1/24/2011	313384DE6	FHLB DISCOUNT NOTE	0.160	03/18/11	0.162	\$ 50,000,000.00	\$	\$ 49,988,222.22	\$
203329	PUR	300 REG	1/24/2011	313588EG6	FNMA DISCOUNT NOTE	0.170	04/13/11	0.172	\$ 50,000,000.00	\$	\$ 49,981,347.22	\$
203330	PUR	300 REG	1/24/2011	313588FJ9	FNMA DISCOUNT NOTE	0.180	05/09/11	0.178	\$ 24,400,000.00	\$	\$ 24,387,545.83	\$
203315	PUR	303 SPRJ	1/24/2011	LD1103612	FARMERS NATIONAL BANK, CANFIELD	0.150	01/24/13	0.150	\$ 49,619.50	\$	\$ 49,619.50	\$
203316	PUR	303 SPRJ	1/24/2011	LD1103620	CROGHAN COLONIAL BANK	0.150	01/24/13	0.150	\$ 302,470.56	\$	\$ 302,470.56	\$
203343	PUR	300 REG	1/25/2011	0027A1NS4	ABBEY NATIONAL NA, LLC	0.170	01/26/11	0.172	\$ 50,000,000.00	\$	\$ 49,999,763.89	\$
203344	PUR	300 REG	1/25/2011	22532CNS9	CREDIT AGRICOLE NORTH AMERICA	0.180	01/26/11	0.183	\$ 50,000,000.00	\$	\$ 49,999,750.00	\$
203335	PUR	300 REG	1/25/2011	313588CW3	FNMA DISCOUNT NOTE	0.160	03/10/11	0.162	\$ 50,000,000.00	\$	\$ 49,990,222.22	\$
203336	PUR	300 REG	1/25/2011	313588CW3	FNMA DISCOUNT NOTE	0.160	03/10/11	0.162	\$ 50,000,000.00	\$	\$ 49,990,222.22	\$
203345	PUR	300 REG	1/25/2011	313588EP6	FNMA DISCOUNT NOTE	0.180	04/20/11	0.178	\$ 28,800,000.00	\$	\$ 28,788,100.00	\$
203339	PUR	303 SPRJ	1/25/2011	LD1103638	HUNTINGTON NATIONAL BANK, NA	0.150	01/25/13	0.150	\$ 400,000.00	\$	\$ 400,000.00	\$
203340	PUR	303 SPRJ	1/25/2011	LD1103646	HUNTINGTON NATIONAL BANK, NA	0.150	01/25/13	0.150	\$ 400,000.00	\$	\$ 400,000.00	\$
203341	PUR	303 SPRJ	1/25/2011	LD1103653	CORTLAND SAVINGS & BANKING CO	0.150	01/25/13	0.150	\$ 400,000.00	\$	\$ 400,000.00	\$
203342	PUR	303 SPRJ	1/25/2011	LD1103661	CORTLAND SAVINGS & BANKING CO	0.150	01/25/13	0.150	\$ 304,904.48	\$	\$ 304,904.48	\$
203375	PUR	300 REG	1/26/2011	0027A1NT2	ABBEY NATIONAL NA, LLC	0.180	01/27/11	0.183	\$ 50,000,000.00	\$	\$ 49,999,750.00	\$
203374	PUR	300 REG	1/26/2011	22532CPA6	CREDIT AGRICOLE NORTH AMERICA	0.220	02/10/11	0.223	\$ 50,000,000.00	\$	\$ 49,995,416.67	\$
203376	PUR	300 REG	1/26/2011	313384BC2	FHLB DISCOUNT NOTE	0.080	01/27/11	0.081	\$ 50,000,000.00	\$	\$ 49,999,888.89	\$
203377	PUR	300 REG	1/26/2011	313384BC2	FHLB DISCOUNT NOTE	0.080	01/27/11	0.080	\$ 20,100,000.00	\$	\$ 20,099,955.33	\$
203360	PUR	300 REG	1/26/2011	313384DM8	FHLB DISCOUNT NOTE	0.170	03/25/11	0.172	\$ 1,723,527.82	\$	\$ 1,723,527.82	\$
203361	PUR	300 REG	1/26/2011	313384DM8	FHLB DISCOUNT NOTE	0.170	03/25/11	0.172	\$ 6,282,000.00	\$	\$ 6,280,279.43	\$
203347	PUR	300 REG	1/26/2011	313588CW3	FNMA DISCOUNT NOTE	0.170	03/10/11	0.167	\$ 19,438,000.00	\$	\$ 19,434,169.09	\$
203349	PUR	300 REG	1/26/2011	313588CW3	FNMA DISCOUNT NOTE	0.170	03/10/11	0.167	\$ 19,789,000.00	\$	\$ 19,785,099.92	\$
203350	PUR	300 REG	1/26/2011	313588CW3	FNMA DISCOUNT NOTE	0.170	03/10/11	0.167	\$ 50,000,000.00	\$	\$ 49,990,145.83	\$
203352	PUR	300 REG	1/26/2011	313588CW3	FNMA DISCOUNT NOTE	0.170	03/10/11	0.167	\$ 24,133,000.00	\$	\$ 24,128,243.79	\$
203353	PUR	300 REG	1/26/2011	313588CW3	FNMA DISCOUNT NOTE	0.170	03/10/11	0.167	\$ 19,089,000.00	\$	\$ 19,089,237.09	\$
203371	PUR	300 REG	1/26/2011	313588CW3	FNMA DISCOUNT NOTE	0.160	03/10/11	0.162	\$ 50,000,000.00	\$	\$ 49,990,444.44	\$
203372	PUR	300 REG	1/26/2011	313588CW3	FNMA DISCOUNT NOTE	0.160	03/10/11	0.162	\$ 50,000,000.00	\$	\$ 49,990,444.44	\$
203373	PUR	300 REG	1/26/2011	313588CW3	FNMA DISCOUNT NOTE	0.160	03/10/11	0.162	\$ 37,897,000.00	\$	\$ 37,889,757.46	\$

PGM: INVS_MONTHEND_TRANSACTIONS
 SOURCE: VisualQED
 MODEL: INVENTORY
 BASIS: SETTLEMENT
 AS-OF: 1/31/11

JOSH MANDEL
 TREASURER, STATE OF OHIO

INVESTMENT TRANSACTION REPORT
 SETTLED POSITIONS AS OF: 1/31/11

INVST#	TXN	FUND	SETTLE	CUSIP	DESCRIPTION	RATE	MATURITY	PUR YIELD	PAR AMOUNT	PRIN/PROC	P/S INTEREST	SETTLE AMT
203362	PUR	303 SPRJ	1/26/2011	LD1103679	FARMERS NATIONAL BANK, CANFIELD	0.150	01/25/13	0.150	\$ 400,000.00	\$ 400,000.00		\$ 400,000.00
193190	CNTR	300 REG	1/26/2011	NOWSW3006	NOW ACCOUNT - SWEEP ACT - 300			0.100	\$ 15,349,844.52	\$ 15,349,844.52		\$ 15,349,844.52
203406	PUR	300 REG	1/27/2011	0027A1NU9	ABBEY NATIONAL NA, LLC	0.180	01/28/11	0.183	\$ 50,000,000.00	\$ 49,999,750.00		\$ 49,999,750.00
203415	PUR	300 REG	1/27/2011	0556N1NU3	BNP PARIBAS FINANCE, INC	0.170	01/28/11	0.172	\$ 50,000,000.00	\$ 49,999,763.89		\$ 49,999,763.89
203418	PUR	300 REG	1/27/2011	313384BD0	FHLB DISCOUNT NOTE	0.080	01/28/11	0.081	\$ 50,000,000.00	\$ 49,999,888.89		\$ 49,999,888.89
203405	PUR	300 REG	1/27/2011	313384CW7	FHLB DISCOUNT NOTE	0.150	03/10/11	0.152	\$ 50,000,000.00	\$ 49,991,250.00		\$ 49,991,250.00
203402	PUR	300 REG	1/27/2011	313384DE6	FHLB DISCOUNT NOTE	0.160	03/18/11	0.162	\$ 32,275,000.00	\$ 32,267,827.78		\$ 32,267,827.78
203404	PUR	300 REG	1/27/2011	313384DM8	FHLB DISCOUNT NOTE	0.170	03/25/11	0.167	\$ 50,000,000.00	\$ 49,986,937.50		\$ 49,986,937.50
203411	PUR	300 REG	1/27/2011	83365SPA5	SOCIETE GENERALE NORTH AMERICA	0.230	02/10/11	0.233	\$ 50,000,000.00	\$ 49,995,527.78		\$ 49,995,527.78
203416	PUR	300 REG	1/27/2011	9497F1NX4	WELLS FARGO & CO	0.130	01/31/11	0.127	\$ 50,000,000.00	\$ 49,999,305.56		\$ 49,999,305.56
203417	PUR	300 REG	1/27/2011	9497F1NX4	WELLS FARGO & CO	0.130	01/31/11	0.127	\$ 50,000,000.00	\$ 49,999,305.56		\$ 49,999,305.56
203398	PUR	303 SPRJ	1/27/2011	LD1103687	FIRST CITIZENS NATIONAL BANK	0.150	01/25/13	0.150	\$ 112,000.00	\$ 112,000.00		\$ 112,000.00
203399	PUR	303 SPRJ	1/27/2011	LD1103695	FIRST FEDERAL BANK OF THE MIDWEST	0.150	01/25/13	0.150	\$ 114,466.00	\$ 114,466.00		\$ 114,466.00
203400	PUR	303 SPRJ	1/27/2011	LD1103703	CROGHAN COLONIAL BANK	0.150	01/25/13	0.150	\$ 214,056.52	\$ 214,056.52		\$ 214,056.52
203401	PUR	303 SPRJ	1/27/2011	LD1103711	FARMERS & MERCHANTS STATE BANK	0.150	01/25/13	0.150	\$ 67,500.00	\$ 67,500.00		\$ 67,500.00
203428	PUR	300 REG	1/28/2011	0027A1NX3	ABBEY NATIONAL NA, LLC	0.180	01/31/11	0.183	\$ 50,000,000.00	\$ 49,999,250.00		\$ 49,999,250.00
203429	PUR	300 REG	1/28/2011	0027A1NX3	ABBEY NATIONAL NA, LLC	0.180	01/31/11	0.183	\$ 50,000,000.00	\$ 49,999,250.00		\$ 49,999,250.00
203423	PUR	295 TOB	1/28/2011	0556N1P72	BNP PARIBAS FINANCE, INC	0.190	02/07/11	0.193	\$ 25,000,000.00	\$ 24,998,680.56		\$ 24,998,680.56
203425	PUR	300 REG	1/28/2011	1667T1PR6	CHEVRON CORPORATION	0.170	02/25/11	0.172	\$ 50,000,000.00	\$ 49,993,388.89		\$ 49,993,388.89
203426	PUR	300 REG	1/28/2011	22532CNX8	CREDIT AGRICOLE NORTH AMERICA	0.180	01/31/11	0.183	\$ 41,715,000.00	\$ 41,714,374.28		\$ 41,714,374.28
203422	PUR	295 TOB	1/28/2011	22532CP40	CREDIT AGRICOLE NORTH AMERICA	0.190	02/04/11	0.193	\$ 29,000,000.00	\$ 28,998,928.61		\$ 28,998,928.61
203424	PUR	300 REG	1/28/2011	313384DM8	FHLB DISCOUNT NOTE	0.160	03/25/11	0.162	\$ 4,144,000.00	\$ 4,142,968.60		\$ 4,142,968.60
203427	PUR	300 REG	1/28/2011	4611K1P17	INTESA FUNDING, LLC	0.220	02/01/11	0.223	\$ 50,000,000.00	\$ 49,998,777.78		\$ 49,998,777.78
203421	PUR	295 TOB	1/28/2011	4611K1PB5	INTESA FUNDING, LLC	0.250	02/11/11	0.253	\$ 27,000,000.00	\$ 26,997,375.00		\$ 26,997,375.00
203420	PUR	295 TOB	1/28/2011	83365SPB3	SOCIETE GENERALE NORTH AMERICA	0.230	02/11/11	0.233	\$ 27,000,000.00	\$ 26,997,585.00		\$ 26,997,585.00
203419	PUR	303 SPRJ	1/28/2011	LD1103729	FIRST MERCHANTS BANK N.A.	0.150	01/28/13	0.150	\$ 335,179.07	\$ 335,179.07		\$ 335,179.07
193190	CNTR	300 REG	1/28/2011	NOWSW3006	NOW ACCOUNT - SWEEP ACT - 300			0.100	\$ 15,955,923.65	\$ 15,955,923.65		\$ 15,955,923.65
203452	PUR	300 REG	1/31/2011	0027A1P11	ABBEY NATIONAL NA, LLC	0.190	02/01/11	0.193	\$ 50,000,000.00	\$ 49,999,736.11		\$ 49,999,736.11
203453	PUR	300 REG	1/31/2011	0027A1P11	ABBEY NATIONAL NA, LLC	0.190	02/01/11	0.193	\$ 50,000,000.00	\$ 49,999,736.11		\$ 49,999,736.11
203454	PUR	300 REG	1/31/2011	0556N1P15	BNP PARIBAS FINANCE, INC	0.180	02/01/11	0.183	\$ 50,000,000.00	\$ 49,999,750.00		\$ 49,999,750.00
203448	PUR	300 REG	1/31/2011	313384BH1	FHLB DISCOUNT NOTE	0.100	02/01/11	0.100	\$ 50,000,000.00	\$ 49,999,861.11		\$ 49,999,861.11
203449	PUR	300 REG	1/31/2011	313384BH1	FHLB DISCOUNT NOTE	0.100	02/01/11	0.100	\$ 50,000,000.00	\$ 49,999,861.11		\$ 49,999,861.11
203450	PUR	300 REG	1/31/2011	313384BH1	FHLB DISCOUNT NOTE	0.100	02/01/11	0.100	\$ 50,000,000.00	\$ 49,999,861.11		\$ 49,999,861.11
203451	PUR	300 REG	1/31/2011	313384BH1	FHLB DISCOUNT NOTE	0.100	02/01/11	0.100	\$ 50,000,000.00	\$ 49,999,861.11		\$ 49,999,861.11
203444	PUR	300 REG	1/31/2011	313384DS5	FHLB DISCOUNT NOTE	0.160	03/30/11	0.157	\$ 4,452,000.00	\$ 4,450,888.24		\$ 4,450,888.24
203445	PUR	300 REG	1/31/2011	313384DS5	FHLB DISCOUNT NOTE	0.160	03/30/11	0.157	\$ 18,570,000.00	\$ 18,565,362.66		\$ 18,565,362.66
203446	PUR	300 REG	1/31/2011	313384DS5	FHLB DISCOUNT NOTE	0.160	03/30/11	0.157	\$ 5,937,000.00	\$ 5,935,517.40		\$ 5,935,517.40
203447	PUR	300 REG	1/31/2011	313384DS5	FHLB DISCOUNT NOTE	0.160	03/30/11	0.157	\$ 23,559,000.00	\$ 23,553,116.79		\$ 23,553,116.79
203443	PUR	300 REG	1/31/2011	313588EP6	FNMA DISCOUNT NOTE	0.170	04/20/11	0.167	\$ 50,000,000.00	\$ 49,981,895.83		\$ 49,981,895.83
203379	PUR	302 DPTF	1/31/2011	912820UT2	US TREASURY STRIP (P)		11/15/12	0.591	\$ 100,000.00	\$ 98,951.00		\$ 98,951.00
203397	PUR	302 DPTF	1/31/2011	9128337N4	US TREASURY STRIP		11/15/30	4.778	\$ 100,000.00	\$ 39,285.00		\$ 39,285.00
203380	PUR	302 DPTF	1/31/2011	912833KB5	US TREASURY STRIP		11/15/13	0.969	\$ 100,000.00	\$ 97,342.00		\$ 97,342.00
203381	PUR	302 DPTF	1/31/2011	912833KD1	US TREASURY STRIP		11/15/14	1.514	\$ 100,000.00	\$ 94,448.00		\$ 94,448.00
203382	PUR	302 DPTF	1/31/2011	912833KF6	US TREASURY STRIP		11/15/15	1.954	\$ 100,000.00	\$ 91,111.00		\$ 91,111.00
203383	PUR	302 DPTF	1/31/2011	912833KK5	US TREASURY STRIP		11/15/16	2.410	\$ 100,000.00	\$ 87,054.00		\$ 87,054.00
203384	PUR	302 DPTF	1/31/2011	912833KP4	US TREASURY STRIP		11/15/17	2.760	\$ 100,000.00	\$ 83,023.00		\$ 83,023.00
203385	PUR	302 DPTF	1/31/2011	912833KT6	US TREASURY STRIP		11/15/18	3.027	\$ 100,000.00	\$ 79,140.00		\$ 79,140.00
203386	PUR	302 DPTF	1/31/2011	912833KX7	US TREASURY STRIP		11/15/19	3.351	\$ 100,000.00	\$ 74,675.00		\$ 74,675.00
203387	PUR	302 DPTF	1/31/2011	912833LB4	US TREASURY STRIP		11/15/20	3.613	\$ 100,000.00	\$ 70,436.00		\$ 70,436.00
203388	PUR	302 DPTF	1/31/2011	912833LF5	US TREASURY STRIP		11/15/21	3.852	\$ 100,000.00	\$ 66,261.00		\$ 66,261.00
203389	PUR	302 DPTF	1/31/2011	912833LK4	US TREASURY STRIP		11/15/22	4.051	\$ 100,000.00	\$ 62,330.00		\$ 62,330.00
203390	PUR	302 DPTF	1/31/2011	912833LP3	US TREASURY STRIP		11/15/23	4.205	\$ 100,000.00	\$ 58,735.00		\$ 58,735.00
203391	PUR	302 DPTF	1/31/2011	912833LT5	US TREASURY STRIP		11/15/24	4.361	\$ 100,000.00	\$ 55,167.00		\$ 55,167.00
203392	PUR	302 DPTF	1/31/2011	912833LX6	US TREASURY STRIP		11/15/25	4.466	\$ 100,000.00	\$ 52,041.00		\$ 52,041.00
203393	PUR	302 DPTF	1/31/2011	912833PB0	US TREASURY STRIP		11/15/26	4.603	\$ 100,000.00	\$ 48,751.00		\$ 48,751.00
203394	PUR	302 DPTF	1/31/2011	912833QB9	US TREASURY STRIP		11/15/27	4.664	\$ 100,000.00	\$ 46,118.00		\$ 46,118.00
203395	PUR	302 DPTF	1/31/2011	912833WR7	US TREASURY STRIP		11/15/28	4.704	\$ 100,000.00	\$ 43,735.00		\$ 43,735.00
203396	PUR	302 DPTF	1/31/2011	912833XT2	US TREASURY STRIP		11/15/29	4.750	\$ 100,000.00	\$ 41,397.00		\$ 41,397.00
203455	PUR	300 REG	1/31/2011	9497F1P12	WELLS FARGO & CO	0.130	02/01/11	0.127	\$ 45,065,000.00	\$ 45,064,843.52		\$ 45,064,843.52
									\$ 5,812,496,094.95	\$ 5,811,306,956.42	\$ 17,610.50	\$ 5,811,324,566.92

PGM: INVS_MONTHEND_TRANSACTIONS
 SOURCE: VisualQED
 MODEL: INVENTORY
 BASIS: SETTLEMENT
 AS-OF: 1/31/11

JOSH MANDEL
 TREASURER, STATE OF OHIO

INVESTMENT TRANSACTION REPORT
 SETTLED POSITIONS AS OF: 1/31/11

INVST#	TXN	FUND	SETTLE	CUSIP	DESCRIPTION	RATE	MATURITY	PUR YIELD	PAR AMOUNT	PRIN/PROC	P/S INTEREST	SETTLE AMT
192829	CALL	303 SPRJ	1/1/2011	LD1000024	WESTFIELD BANK, FSB	0.150	07/01/11		\$ 8,272.59	\$ 8,272.59		\$ 8,272.59
192830	CALL	303 SPRJ	1/1/2011	LD1000032	CITIZENS SAVINGS BANK, MARTINS F	0.150	07/01/11		\$ 9,710.02	\$ 9,710.02		\$ 9,710.02
192845	CALL	303 SPRJ	1/1/2011	LD1000073	LCNB NATIONAL BANK	0.150	07/01/11		\$ 53,663.96	\$ 53,663.96		\$ 53,663.96
192846	CALL	303 SPRJ	1/1/2011	LD1000081	DELAWARE COUNTY BANK & TRUST CO*	0.150	07/01/11		\$ 34,459.94	\$ 34,459.94		\$ 34,459.94
192847	CALL	303 SPRJ	1/1/2011	LD1000099	FIRST FEDERAL BANK OFTHE MIDWEST	0.150	07/01/11		\$ 2,796.58	\$ 2,796.58		\$ 2,796.58
192848	CALL	303 SPRJ	1/1/2011	LD1000107	CITIZENS NATIONAL OF BLUFFTON	0.150	07/01/11		\$ 5,982.86	\$ 5,982.86		\$ 5,982.86
192849	CALL	303 SPRJ	1/1/2011	LD1000115	DELAWARE COUNTY BANK & TRUST CO*	0.150	07/01/11		\$ 4,384.55	\$ 4,384.55		\$ 4,384.55
202991	SALE	304 REG	1/3/2011	912828PM6	US TREASURY NOTE	2.130	12/31/15		\$ 25,000,000.00	\$ 25,101,562.50	\$ 4,402.62	\$ 25,105,965.12
194534	CALL	303 SPRJ	1/4/2011	LD1002699	HUNTINGTON NATIONAL BANK, NA	0.150	01/04/12		\$ 7,988.81	\$ 7,988.81		\$ 7,988.81
202880	SALE	304 REG	1/5/2011	912828PJ3	US TREASURY NOTE	1.380	11/30/15		\$ 50,000,000.00	\$ 48,625,000.00	\$ 67,994.51	\$ 48,692,994.51
193190	WTHD	300 REG	1/5/2011	NOWSW3006	NOW ACCOUNT - SWEEP ACT - 300				\$ 78,376,231.88	\$ 78,376,231.88		\$ 78,376,231.88
194118	SALE	296 TOB	1/6/2011	3128X9NC0	FHLMC ZERO COUPON BOND		03/25/11		\$ 25,000,000.00	\$ 24,988,000.00		\$ 24,988,000.00
203089	SALE	304 REG	1/6/2011	912828PM6	US TREASURY NOTE	2.130	12/31/15		\$ 25,000,000.00	\$ 24,984,375.00	\$ 8,805.25	\$ 24,993,180.25
192858	CALL	303 SPRJ	1/6/2011	LD1000123	WESBANCO BANK, INC	0.150	07/06/11		\$ 35,997.89	\$ 35,997.89		\$ 35,997.89
192870	CALL	303 SPRJ	1/6/2011	LD1000156	METAMORA STATE BANK	0.150	07/06/11		\$ 36,363.66	\$ 36,363.66		\$ 36,363.66
192871	CALL	303 SPRJ	1/6/2011	LD1000164	FIRST NATIONAL BANK, PANDORA	0.150	07/06/11		\$ 330.60	\$ 330.60		\$ 330.60
192873	CALL	303 SPRJ	1/6/2011	LD1000172	FIRST NATIONAL BANK, PANDORA	0.150	07/06/11		\$ 2,373.23	\$ 2,373.23		\$ 2,373.23
192874	CALL	303 SPRJ	1/6/2011	LD1000180	FIRST NATIONAL BANK, PANDORA	0.150	07/06/11		\$ 11,254.21	\$ 11,254.21		\$ 11,254.21
194573	CALL	303 SPRJ	1/6/2011	LD1002707	U.S. BANK, N.A.	0.150	01/06/12		\$ 99,325.79	\$ 99,325.79		\$ 99,325.79
194575	CALL	303 SPRJ	1/6/2011	LD1002715	U.S. BANK, N.A.	0.150	01/06/12		\$ 3,829.08	\$ 3,829.08		\$ 3,829.08
194578	CALL	303 SPRJ	1/6/2011	LD1002723	CITIZENS NATIONAL OF BLUFFTON	0.150	01/06/12		\$ 29,068.04	\$ 29,068.04		\$ 29,068.04
194579	CALL	303 SPRJ	1/6/2011	LD1002731	GREENVILLE NATIONAL BANK	0.150	01/06/12		\$ 22,431.60	\$ 22,431.60		\$ 22,431.60
194596	CALL	303 SPRJ	1/6/2011	LD1002756	FARMERS NATIONAL BANK, CANFIELD	0.150	01/06/12		\$ 18,665.04	\$ 18,665.04		\$ 18,665.04
194597	CALL	303 SPRJ	1/6/2011	LD1002764	CROGHAN COLONIAL BANK	0.150	01/06/12		\$ 4,112.25	\$ 4,112.25		\$ 4,112.25
194598	CALL	303 SPRJ	1/6/2011	LD1002772	FIRST FEDERAL BANK OFTHE MIDWEST	0.150	01/06/12		\$ 14,404.27	\$ 14,404.27		\$ 14,404.27
198535	CALL	303 SPRJ	1/6/2011	LD1100089	U.S. BANK, N.A.	0.150	07/06/12		\$ 7,158.44	\$ 7,158.44		\$ 7,158.44
198536	CALL	303 SPRJ	1/6/2011	LD1100097	U.S. BANK, N.A.	0.150	07/06/12		\$ 8,997.54	\$ 8,997.54		\$ 8,997.54
198538	CALL	303 SPRJ	1/6/2011	LD1100105	U.S. BANK, N.A.	0.150	07/06/12		\$ 12,855.86	\$ 12,855.86		\$ 12,855.86
198539	CALL	303 SPRJ	1/6/2011	LD1100113	U.S. BANK, N.A.	0.150	07/06/12		\$ 2,127.31	\$ 2,127.31		\$ 2,127.31
198540	CALL	303 SPRJ	1/6/2011	LD1100121	SIGNATURE BANK, N.A.	0.150	07/06/12		\$ 39,513.09	\$ 39,513.09		\$ 39,513.09
198541	CALL	303 SPRJ	1/6/2011	LD1100139	FIRST STATE BANK OF ADAMS COUNTY	0.150	07/06/12		\$ 11,809.28	\$ 11,809.28		\$ 11,809.28
198542	CALL	303 SPRJ	1/6/2011	LD1100147	SIGNATURE BANK, N.A.	0.150	07/06/12		\$ 7,408.13	\$ 7,408.13		\$ 7,408.13
198543	CALL	303 SPRJ	1/6/2011	LD1100154	WESTFIELD BANK, FSB	0.150	07/06/12		\$ 32,722.56	\$ 32,722.56		\$ 32,722.56
198544	CALL	303 SPRJ	1/6/2011	LD1100162	PARK NATIONAL BANK	0.150	07/06/12		\$ 11,111.70	\$ 11,111.70		\$ 11,111.70
198548	CALL	303 SPRJ	1/6/2011	LD1100204	FIRST FEDERAL BANK OFTHE MIDWEST	0.150	07/06/12		\$ 15,055.58	\$ 15,055.58		\$ 15,055.58
198590	CALL	303 SPRJ	1/6/2011	LD1100212	HENRY COUNTY BANK	0.150	07/06/12		\$ 7,152.36	\$ 7,152.36		\$ 7,152.36
198591	CALL	303 SPRJ	1/6/2011	LD1100220	CROGHAN COLONIAL BANK	0.150	07/06/12		\$ 16,928.08	\$ 16,928.08		\$ 16,928.08
198625	CALL	303 SPRJ	1/6/2011	LD1100238	CONSUMERS NATIONAL BANK	0.150	07/06/12		\$ 13,901.55	\$ 13,901.55		\$ 13,901.55
198627	CALL	303 SPRJ	1/6/2011	LD1100253	FARMERS CITIZENS BANK, BUCYRUS	0.150	07/06/12		\$ 21,381.81	\$ 21,381.81		\$ 21,381.81
193190	WTHD	300 REG	1/6/2011	NOWSW3006	NOW ACCOUNT - SWEEP ACT - 300				\$ 9,850,950.09	\$ 9,850,950.09		\$ 9,850,950.09
174457	WTHD	304 REG	1/6/2011	STAR30418	STAR OHIO 63942				\$ 24,983,415.00	\$ 24,983,415.00		\$ 24,983,415.00
203088	SALE	304 REG	1/7/2011	912828PM6	US TREASURY NOTE	2.130	12/31/15		\$ 25,000,000.00	\$ 25,027,343.75	\$ 10,272.79	\$ 25,037,616.54
193190	WTHD	300 REG	1/7/2011	NOWSW3006	NOW ACCOUNT - SWEEP ACT - 300				\$ 11,305,527.99	\$ 11,305,527.99		\$ 11,305,527.99
192887	CALL	303 SPRJ	1/8/2011	LD1000206	CITIZENS BANKING CO., SANDUSKY	0.150	07/08/11		\$ 7,187.58	\$ 7,187.58		\$ 7,187.58
192889	CALL	303 SPRJ	1/8/2011	LD1000214	FARMERS & MERCHANTS STATE BANK	0.150	07/08/11		\$ 14,099.74	\$ 14,099.74		\$ 14,099.74
192896	CALL	303 SPRJ	1/8/2011	LD1000222	FIRST NATIONAL BANK, PANDORA	0.150	07/08/11		\$ 8,044.45	\$ 8,044.45		\$ 8,044.45
192900	CALL	303 SPRJ	1/8/2011	LD1000230	FARMERS NATIONAL BANK, CANFIELD	0.150	07/08/11		\$ 48,232.74	\$ 48,232.74		\$ 48,232.74
192901	CALL	303 SPRJ	1/8/2011	LD1000248	National City Bank DNU merger	0.150	07/08/11		\$ 19,611.37	\$ 19,611.37		\$ 19,611.37
192902	CALL	303 SPRJ	1/8/2011	LD1000255	U.S. BANK, N.A.	0.150	07/08/11		\$ 14,114.51	\$ 14,114.51		\$ 14,114.51
192903	CALL	303 SPRJ	1/8/2011	LD1000263	DELAWARE COUNTY BANK & TRUST CO*	0.150	07/08/11		\$ 5,203.92	\$ 5,203.92		\$ 5,203.92
198660	CALL	303 SPRJ	1/9/2011	LD1100261	FIRST MERCHANTS BANK N.A.	0.150	07/09/12		\$ 9,359.94	\$ 9,359.94		\$ 9,359.94
198661	CALL	303 SPRJ	1/9/2011	LD1100279	HUNTINGTON NATIONAL BANK, NA	0.150	07/09/12		\$ 23,602.94	\$ 23,602.94		\$ 23,602.94
188876	WTHD	295 TOB	1/10/2011	4812C0670	JP MORGAN US GOVT MMKT #3164				\$ 3,697,546.29	\$ 3,697,546.29		\$ 3,697,546.29
193190	WTHD	300 REG	1/10/2011	NOWSW3006	NOW ACCOUNT - SWEEP ACT - 300				\$ 14,742,265.77	\$ 14,742,265.77		\$ 14,742,265.77
183669	WTHD	296 TOB	1/10/2011	STAR29618	STAR OHIO 71106				\$ 2,252,614.06	\$ 2,252,614.06		\$ 2,252,614.06
194609	CALL	303 SPRJ	1/11/2011	LD1002780	Second NB, div Park DNU	0.150	01/11/12		\$ 117,709.19	\$ 117,709.19		\$ 117,709.19
194618	CALL	303 SPRJ	1/12/2011	LD1002798	FARMERS NATIONAL BANK, CANFIELD	0.150	01/12/12		\$ 27,494.40	\$ 27,494.40		\$ 27,494.40
194619	CALL	303 SPRJ	1/12/2011	LD1002806	CROGHAN COLONIAL BANK	0.150	01/12/12		\$ 26,094.52	\$ 26,094.52		\$ 26,094.52
194620	CALL	303 SPRJ	1/12/2011	LD1002814	FIRST NATIONAL BANK, PANDORA	0.150	01/12/12		\$ 4,940.57	\$ 4,940.57		\$ 4,940.57

PGM: INVS_MONTHEND_TRANSACTIONS
 SOURCE: VisualQED
 MODEL: INVENTORY
 BASIS: SETTLEMENT
 AS-OF: 1/31/11

JOSH MANDEL
 TREASURER, STATE OF OHIO

INVESTMENT TRANSACTION REPORT
 SETTLED POSITIONS AS OF: 1/31/11

INVT#	TXN	FUND	SETTLE	CUSIP	DESCRIPTION	RATE	MATURITY	PUR YIELD	PAR AMOUNT	PRIN/PROC	P/S INTEREST	SETTLE AMT
198726	CALL	303 SPRJ	1/12/2011	LD1100287	ST. HENRY BANK	0.150	07/12/12		\$ 1,855.28	\$ 1,855.28		\$ 1,855.28
198727	CALL	303 SPRJ	1/12/2011	LD1100295	FARMERS & MERCHANTS STATE BANK	0.150	07/12/12		\$ 1,645.34	\$ 1,645.34		\$ 1,645.34
198729	CALL	303 SPRJ	1/12/2011	LD1100303	FIRST MERCHANTS BANK N.A.	0.150	07/12/12		\$ 11,563.05	\$ 11,563.05		\$ 11,563.05
198740	CALL	303 SPRJ	1/12/2011	LD1100329	APPLE CREEK BANKING COMPANY	0.150	07/12/12		\$ 1,669.87	\$ 1,669.87		\$ 1,669.87
193190	WTHD	300 REG	1/12/2011	NOWSW3006	NOW ACCOUNT - SWEEP ACT - 300				\$ 8,278,322.52	\$ 8,278,322.52		\$ 8,278,322.52
194632	CALL	303 SPRJ	1/13/2011	LD1002830	HUNTINGTON NATIONAL BANK, NA	0.150	01/13/12		\$ 5,252.66	\$ 5,252.66		\$ 5,252.66
194634	CALL	303 SPRJ	1/13/2011	LD1002855	U.S. BANK, N.A.	0.150	01/13/12		\$ 8,024.79	\$ 8,024.79		\$ 8,024.79
194637	CALL	303 SPRJ	1/13/2011	LD1002863	HUNTINGTON NATIONAL BANK, NA	0.150	01/13/12		\$ 12,639.73	\$ 12,639.73		\$ 12,639.73
198810	CALL	303 SPRJ	1/13/2011	LD1100337	WAYNE SAVINGS COMMUNITY BANK	0.150	07/13/12		\$ 4,594.95	\$ 4,594.95		\$ 4,594.95
188876	WTHD	295 TOB	1/14/2011	4812C0670	JP MORGAN US GOVT MMKT #3164				\$ 15,311,171.10	\$ 15,311,171.10		\$ 15,311,171.10
170509	WTHD	300 REG	1/14/2011	4812C0670	JP MORGAN US GOVT MMKT #3164				\$ 8,725,000.00	\$ 8,725,000.00		\$ 8,725,000.00
192930	CALL	303 SPRJ	1/14/2011	LD1000289	FARMERS BANK & SAVINGS CO	0.150	07/14/11		\$ 2,323.77	\$ 2,323.77		\$ 2,323.77
193190	WTHD	300 REG	1/14/2011	NOWSW3006	NOW ACCOUNT - SWEEP ACT - 300				\$ 22,180,005.31	\$ 22,180,005.31		\$ 22,180,005.31
183669	WTHD	296 TOB	1/14/2011	STAR29618	STAR OHIO 71106				\$ 5,569,407.29	\$ 5,569,407.29		\$ 5,569,407.29
192946	CALL	303 SPRJ	1/15/2011	LD1000016	PORTAGE COMMUNITY BANK	0.150	07/15/11		\$ 688.00	\$ 688.00		\$ 688.00
192948	CALL	303 SPRJ	1/15/2011	LD1000305	OHIO HERITAGE BANK	0.150	07/15/11		\$ 10,765.39	\$ 10,765.39		\$ 10,765.39
192949	CALL	303 SPRJ	1/15/2011	LD1000313	FIRST FEDERAL BANK OF THE MIDWEST	0.150	07/15/11		\$ 18,708.28	\$ 18,708.28		\$ 18,708.28
192950	CALL	303 SPRJ	1/15/2011	LD1000321	Second NB, div Park DNU	0.150	07/15/11		\$ 4,799.67	\$ 4,799.67		\$ 4,799.67
192951	CALL	303 SPRJ	1/15/2011	LD1000339	OLD FORT BANKING COMPANY	0.150	07/15/11		\$ 37,911.87	\$ 37,911.87		\$ 37,911.87
192961	CALL	303 SPRJ	1/15/2011	LD1000347	OSGOOD STATE BANK	0.150	07/15/11		\$ 66,778.52	\$ 66,778.52		\$ 66,778.52
192965	CALL	303 SPRJ	1/15/2011	LD1000354	WESTFIELD BANK, FSB	0.150	07/15/11		\$ 88,791.08	\$ 88,791.08		\$ 88,791.08
192967	CALL	303 SPRJ	1/15/2011	LD1000362	CONSUMERS NATIONAL BANK	0.150	07/15/11		\$ 20,261.45	\$ 20,261.45		\$ 20,261.45
192968	CALL	303 SPRJ	1/15/2011	LD1000370	FARMERS NATIONAL BANK, CANFIELD	0.150	07/15/11		\$ 3,235.74	\$ 3,235.74		\$ 3,235.74
192969	CALL	303 SPRJ	1/15/2011	LD1000388	FORT JENNINGS STATE BANK	0.150	07/15/11		\$ 5,988.06	\$ 5,988.06		\$ 5,988.06
192971	CALL	303 SPRJ	1/15/2011	LD1000396	FORT JENNINGS STATE BANK	0.150	07/15/11		\$ 1,877.29	\$ 1,877.29		\$ 1,877.29
198872	CALL	303 SPRJ	1/16/2011	LD1100345	VINTON COUNTY NATIONAL BANK	0.150	07/16/12		\$ 9,002.05	\$ 9,002.05		\$ 9,002.05
198874	CALL	303 SPRJ	1/16/2011	LD1100352	FIRST CITIZENS NATIONAL BANK	0.150	07/16/12		\$ 4,366.30	\$ 4,366.30		\$ 4,366.30
198878	CALL	303 SPRJ	1/16/2011	LD1100360	WAYNE SAVINGS COMMUNITY BANK	0.150	07/16/12		\$ 1,175.53	\$ 1,175.53		\$ 1,175.53
198884	CALL	303 SPRJ	1/16/2011	LD1100378	CITIZENS BANKING CO., SANDUSKY	0.150	07/16/12		\$ 34,429.13	\$ 34,429.13		\$ 34,429.13
194657	CALL	303 SPRJ	1/19/2011	LD1002897	STATE BANK & TRUST COMPANY	0.150	01/19/12		\$ 45,162.61	\$ 45,162.61		\$ 45,162.61
198911	CALL	303 SPRJ	1/19/2011	LD1100386	SAVINGS BANK	0.150	07/19/12		\$ 8,874.10	\$ 8,874.10		\$ 8,874.10
198912	CALL	303 SPRJ	1/19/2011	LD1100394	SAVINGS BANK	0.150	07/19/12		\$ 4,733.56	\$ 4,733.56		\$ 4,733.56
198913	CALL	303 SPRJ	1/19/2011	LD1100402	FIRST FINANCIAL BANK, NA	0.150	07/19/12		\$ 16,837.71	\$ 16,837.71		\$ 16,837.71
198914	CALL	303 SPRJ	1/19/2011	LD1100410	CROGHAN COLONIAL BANK	0.150	07/19/12		\$ 66,245.50	\$ 66,245.50		\$ 66,245.50
193190	WTHD	300 REG	1/19/2011	NOWSW3006	NOW ACCOUNT - SWEEP ACT - 300				\$ 2,457,832.65	\$ 2,457,832.65		\$ 2,457,832.65
174457	WTHD	304 REG	1/19/2011	STAR30418	STAR OHIO 63942				\$ 2,994,944.44	\$ 2,994,944.44		\$ 2,994,944.44
192978	CALL	303 SPRJ	1/20/2011	LD1000404	CF BANK	0.150	07/20/11		\$ 25,386.84	\$ 25,386.84		\$ 25,386.84
194667	CALL	303 SPRJ	1/20/2011	LD1002905	OLD FORT BANKING COMPANY	0.150	01/20/12		\$ 9,679.56	\$ 9,679.56		\$ 9,679.56
194687	CALL	303 SPRJ	1/20/2011	LD1002913	CORTLAND SAVINGS & BANKING CO	0.150	01/20/12		\$ 240,191.51	\$ 240,191.51		\$ 240,191.51
194688	CALL	303 SPRJ	1/20/2011	LD1002921	HUNTINGTON NATIONAL BANK, NA	0.150	01/20/12		\$ 19,834.98	\$ 19,834.98		\$ 19,834.98
194701	CALL	303 SPRJ	1/20/2011	LD1002939	Second NB, div Park DNU	0.150	01/20/12		\$ 13,197.42	\$ 13,197.42		\$ 13,197.42
194702	CALL	303 SPRJ	1/20/2011	LD1002947	OLD FORT BANKING COMPANY	0.150	01/20/12		\$ 906.10	\$ 906.10		\$ 906.10
198959	CALL	303 SPRJ	1/20/2011	LD1100428	HEARTLAND BANK	0.150	07/20/12		\$ 20,596.29	\$ 20,596.29		\$ 20,596.29
198960	CALL	303 SPRJ	1/20/2011	LD1100436	CROGHAN COLONIAL BANK	0.150	07/20/12		\$ 9,518.16	\$ 9,518.16		\$ 9,518.16
198961	CALL	303 SPRJ	1/20/2011	LD1100444	FIRST FEDERAL BANK OF THE MIDWEST	0.150	07/20/12		\$ 56,322.77	\$ 56,322.77		\$ 56,322.77
199005	CALL	303 SPRJ	1/20/2011	LD1100469	FIRST FINANCIAL BANK, NA	0.150	07/20/12		\$ 16,510.77	\$ 16,510.77		\$ 16,510.77
199006	CALL	303 SPRJ	1/20/2011	LD1100477	WESTERN RESERVE BANK	0.150	07/20/12		\$ 9,040.34	\$ 9,040.34		\$ 9,040.34
199055	CALL	303 SPRJ	1/20/2011	LD1100493	HUNTINGTON NATIONAL BANK, NA	0.150	07/20/12		\$ 5,533.58	\$ 5,533.58		\$ 5,533.58
199056	CALL	303 SPRJ	1/20/2011	LD1100501	FORT JENNINGS STATE BANK	0.150	07/20/12		\$ 3,655.93	\$ 3,655.93		\$ 3,655.93
199057	CALL	303 SPRJ	1/20/2011	LD1100519	WESTFIELD BANK, FSB	0.150	07/20/12		\$ 31,240.19	\$ 31,240.19		\$ 31,240.19
199058	CALL	303 SPRJ	1/20/2011	LD1100527	WESTFIELD BANK, FSB	0.150	07/20/12		\$ 29,832.16	\$ 29,832.16		\$ 29,832.16
199059	CALL	303 SPRJ	1/20/2011	LD1100535	WESTFIELD BANK, FSB	0.150	07/20/12		\$ 3,802.67	\$ 3,802.67		\$ 3,802.67
193190	WTHD	300 REG	1/20/2011	NOWSW3006	NOW ACCOUNT - SWEEP ACT - 300				\$ 4,303,250.79	\$ 4,303,250.79		\$ 4,303,250.79
146173	WTHD	302 DPTF	1/20/2011	STAR30210	STAR OHIO 27044				\$ 6,617,207.00	\$ 6,617,207.00		\$ 6,617,207.00
188876	WTHD	295 TOB	1/21/2011	4812C0670	JP MORGAN US GOVT MMKT #3164				\$ 4,898,713.00	\$ 4,898,713.00		\$ 4,898,713.00
192989	CALL	303 SPRJ	1/21/2011	LD1000412	FARMERS & MERCHANTS STATE BANK	0.150	07/21/11		\$ 12,322.01	\$ 12,322.01		\$ 12,322.01
192990	CALL	303 SPRJ	1/21/2011	LD1000420	UNION BANK COMPANY, COLS GROVE	0.150	07/21/11		\$ 10,327.85	\$ 10,327.85		\$ 10,327.85
193190	WTHD	300 REG	1/21/2011	NOWSW3006	NOW ACCOUNT - SWEEP ACT - 300				\$ 855,264.42	\$ 855,264.42		\$ 855,264.42
183669	WTHD	296 TOB	1/21/2011	STAR29618	STAR OHIO 71106				\$ 2,837,717.06	\$ 2,837,717.06		\$ 2,837,717.06
193006	CALL	303 SPRJ	1/22/2011	LD1000446	FIRST NATIONAL BANK, PANDORA	0.150	07/22/11		\$ 5,862.44	\$ 5,862.44		\$ 5,862.44

PGM: INVS_MONTHEND_TRANSACTIONS
 SOURCE: VisualQED
 MODEL: INVENTORY
 BASIS: SETTLEMENT
 AS-OF: 1/31/11

JOSH MANDEL
 TREASURER, STATE OF OHIO

INVESTMENT TRANSACTION REPORT
 SETTLED POSITIONS AS OF: 1/31/11

INVT#	TXN	FUND	SETTLE	CUSIP	DESCRIPTION	RATE	MATURITY	PUR YIELD	PAR AMOUNT	PRIN/PROC	P/S INTEREST	SETTLE AMT	
193022	CALL	303 SPRJ	1/22/2011	LD1000453	GENOA BANKING COMPANY	0.150	07/22/11		\$ 4,236.37	\$		\$ 4,236.37	
193025	CALL	303 SPRJ	1/22/2011	LD1000479	FIRST STATE BANK OF ADAMS COUNTY	0.150	07/22/11		\$ 11,619.20	\$		\$ 11,619.20	
193026	CALL	303 SPRJ	1/22/2011	LD1000487	OLD FORT BANKING COMPANY	0.150	07/22/11		\$ 7,268.90	\$		\$ 7,268.90	
193038	CALL	303 SPRJ	1/22/2011	LD1000495	National City Bank DNU merger	0.150	07/22/11		\$ 9,290.80	\$		\$ 9,290.80	
199099	CALL	303 SPRJ	1/23/2011	LD1100543	CITIZENS SAVINGS BANK, MARTINS F	0.150	07/23/12		\$ 12,311.47	\$		\$ 12,311.47	
199100	CALL	303 SPRJ	1/23/2011	LD1100550	GENOA BANKING COMPANY	0.150	07/23/12		\$ 3,172.15	\$		\$ 3,172.15	
193190	WTHD	300 REG	1/24/2011	NOWSW3006	NOW ACCOUNT - SWEEP ACT - 300				\$ 25,713,161.44	\$		\$ 25,713,161.44	
194735	CALL	303 SPRJ	1/25/2011	LD1002954	FIRST NATIONAL BANK, PANDORA	0.150	01/25/12		\$ 182,163.22	\$		\$ 182,163.22	
194736	CALL	303 SPRJ	1/25/2011	LD1002962	Second NB, div Park DNU	0.150	01/25/12		\$ 24,867.03	\$		\$ 24,867.03	
194740	CALL	303 SPRJ	1/25/2011	LD1002970	FIRST CITIZENS NATIONAL BANK	0.150	01/25/12		\$ 15,835.94	\$		\$ 15,835.94	
193190	WTHD	300 REG	1/25/2011	NOWSW3006	NOW ACCOUNT - SWEEP ACT - 300				\$ 131,907.19	\$		\$ 131,907.19	
194749	CALL	303 SPRJ	1/26/2011	LD1002988	HUNTINGTON NATIONAL BANK, NA	0.150	01/26/12		\$ 2,978.80	\$		\$ 2,978.80	
194750	CALL	303 SPRJ	1/26/2011	LD1002996	SUTTON BANK	0.150	01/26/12		\$ 45,869.06	\$		\$ 45,869.06	
193048	CALL	303 SPRJ	1/27/2011	LD1000503	VINTON COUNTY NATIONAL BANK	0.150	07/27/11		\$ 1,171.37	\$		\$ 1,171.37	
193049	CALL	303 SPRJ	1/27/2011	LD1000511	NATIONAL BANK OF OAK HARBOR	0.150	07/27/11		\$ 16,023.45	\$		\$ 16,023.45	
194766	CALL	303 SPRJ	1/27/2011	LD1003002	FARMERS CITIZENS BANK, BUCYRUS	0.150	01/27/12		\$ 15,486.71	\$		\$ 15,486.71	
194777	CALL	303 SPRJ	1/27/2011	LD1003028	PEOPLES NATIONAL BANK, NEW LEX	0.150	01/27/12		\$ 4,332.31	\$		\$ 4,332.31	
194778	CALL	303 SPRJ	1/27/2011	LD1003036	HUNTINGTON NATIONAL BANK, NA	0.150	01/27/12		\$ 9,085.69	\$		\$ 9,085.69	
194785	CALL	303 SPRJ	1/27/2011	LD1003044	WESTFIELD BANK, FSB	0.150	01/27/12		\$ 28,212.58	\$		\$ 28,212.58	
199161	CALL	303 SPRJ	1/27/2011	LD1100584	CORTLAND SAVINGS & BANKING CO	0.150	07/27/12		\$ 52,450.26	\$		\$ 52,450.26	
199162	CALL	303 SPRJ	1/27/2011	LD1100592	CORTLAND SAVINGS & BANKING CO	0.150	07/27/12		\$ 13,111.16	\$		\$ 13,111.16	
199163	CALL	303 SPRJ	1/27/2011	LD1100600	COMMUNITY FIRST BANK	0.150	07/27/12		\$ 15,544.41	\$		\$ 15,544.41	
199188	CALL	303 SPRJ	1/27/2011	LD1100618	FARMERS NATIONAL BANK, CANFIELD	0.150	07/27/12		\$ 21,771.22	\$		\$ 21,771.22	
199195	CALL	303 SPRJ	1/27/2011	LD1100626	FIRST FINANCIAL BANK, NA	0.150	07/27/12		\$ 10,847.88	\$		\$ 10,847.88	
199197	CALL	303 SPRJ	1/27/2011	LD1100634	WESTFIELD BANK, FSB	0.150	07/27/12		\$ 11,218.92	\$		\$ 11,218.92	
199198	CALL	303 SPRJ	1/27/2011	LD1100642	WESTFIELD BANK, FSB	0.150	07/27/12		\$ 42,712.09	\$		\$ 42,712.09	
199199	CALL	303 SPRJ	1/27/2011	LD1100659	FARMERS CITIZENS BANK, BUCYRUS	0.150	07/27/12		\$ 20,078.66	\$		\$ 20,078.66	
199200	CALL	303 SPRJ	1/27/2011	LD1100667	BANK OF MAUMEE *	0.150	07/27/12		\$ 21,980.95	\$		\$ 21,980.95	
199232	CALL	303 SPRJ	1/27/2011	LD1100683	FIRST CITIZENS NATIONAL BANK	0.150	07/27/12		\$ 5,283.42	\$		\$ 5,283.42	
199233	CALL	303 SPRJ	1/27/2011	LD1100691	HUNTINGTON NATIONAL BANK, NA	0.150	07/27/12		\$ 31,017.30	\$		\$ 31,017.30	
193190	WTHD	300 REG	1/27/2011	NOWSW3006	NOW ACCOUNT - SWEEP ACT - 300				\$ 21,274,264.16	\$		\$ 21,274,264.16	
188876	WTHD	295 TOB	1/28/2011	4812C0670	JP MORGAN US GOVT MMTK #3164				\$ 22,703,122.51	\$		\$ 22,703,122.51	
193057	CALL	303 SPRJ	1/28/2011	LD1000552	WESTERN RESERVE BANK	0.150	07/28/11		\$ 41,683.73	\$		\$ 41,683.73	
193058	CALL	303 SPRJ	1/28/2011	LD1000560	CORTLAND SAVINGS & BANKING CO	0.150	07/28/11		\$ 15,341.38	\$		\$ 15,341.38	
203098	SALE	303 SPRJ	1/28/2011	LD1103323	HUNTINGTON NATIONAL BANK, NA	0.170	01/04/13	0.170	\$ 50,000.00	\$	\$ 5.19	\$ 50,005.19	
183669	WTHD	296 TOB	1/28/2011	STAR29618	STAR OHIO 71106				\$ 1,922,000.00	\$		\$ 1,922,000.00	
193069	CALL	303 SPRJ	1/29/2011	LD1000578	CITIZENS SAVINGS BANK, MARTINS F	0.150	07/29/11		\$ 2,113.77	\$		\$ 2,113.77	
193076	CALL	303 SPRJ	1/29/2011	LD1000594	HOME LOAN SAVINGS BANK	0.150	07/29/11		\$ 34,096.39	\$		\$ 34,096.39	
193077	CALL	303 SPRJ	1/29/2011	LD1000602	CITIZENS SAVINGS BANK, MARTINS F	0.150	07/29/11		\$ 3,375.96	\$		\$ 3,375.96	
193078	CALL	303 SPRJ	1/29/2011	LD1000610	FARMERS NATIONAL BANK, CANFIELD	0.150	07/29/11		\$ 25,956.03	\$		\$ 25,956.03	
193090	CALL	303 SPRJ	1/29/2011	LD1000628	HOME LOAN SAVINGS BANK	0.150	07/29/11		\$ 34,305.86	\$		\$ 34,305.86	
199254	CALL	303 SPRJ	1/29/2011	LD1100725	FIRST NATIONAL BANK, PANDORA	0.150	07/29/11		\$ 6,848.82	\$		\$ 6,848.82	
199253	CALL	303 SPRJ	1/30/2011	LD1100717	FORT JENNINGS STATE BANK	0.150	07/30/12		\$ 1,570.80	\$		\$ 1,570.80	
193190	WTHD	300 REG	1/31/2011	NOWSW3006	NOW ACCOUNT - SWEEP ACT - 300				\$ 29,715,820.88	\$		\$ 29,715,820.88	
									\$ 484,516,093.88	\$	\$ 91,480.36	\$ 483,333,855.49	
									\$ 6,297,012,188.83	\$	\$ 6,294,549,331.55	\$ 109,090.86	\$ 6,294,658,422.41
203029	PUR	400 STAR	1/3/2011	0027A1N47	ABBEY NATIONAL NA, LLC	0.210	01/04/11	0.213	\$ 50,000,000.00	\$		\$ 49,999,708.33	
203030	PUR	400 STAR	1/3/2011	0027A1N47	ABBEY NATIONAL NA, LLC	0.210	01/04/11	0.213	\$ 49,000,000.00	\$		\$ 48,999,714.17	
203028	PUR	400 STAR	1/3/2011	1667X1NK8	CHEVRON FUNDING CORP	0.170	01/19/11	0.172	\$ 39,000,000.00	\$		\$ 38,997,053.33	
203020	PUR	400 STAR	1/3/2011	22532CN42	CREDIT AGRICOLE NORTH AMERICA	0.220	01/04/11	0.223	\$ 50,000,000.00	\$		\$ 49,999,694.44	
203021	PUR	400 STAR	1/3/2011	22532CN42	CREDIT AGRICOLE NORTH AMERICA	0.220	01/04/11	0.223	\$ 49,000,000.00	\$		\$ 48,999,700.56	
203023	PUR	400 STAR	1/3/2011	313312AZ3	FCFB DISCOUNT NOTE	0.100	01/24/11	0.100	\$ 50,000,000.00	\$		\$ 49,997,083.33	
203022	PUR	400 STAR	1/3/2011	313396BB8	FHLMC DISCOUNT NOTE	0.120	01/26/11	0.122	\$ 50,000,000.00	\$		\$ 49,996,166.67	
203026	PUR	400 STAR	1/3/2011	4611K1NA9	INTESA FUNDING LLC	0.250	01/10/11	0.253	\$ 50,000,000.00	\$		\$ 49,997,569.44	
203027	PUR	400 STAR	1/3/2011	4611K1NA9	INTESA FUNDING LLC	0.250	01/10/11	0.253	\$ 49,000,000.00	\$		\$ 48,997,618.06	
203024	PUR	400 STAR	1/3/2011	74977LN45	RABOBANK USA FINANCIAL CORP	0.180	01/04/11	0.183	\$ 50,000,000.00	\$		\$ 49,999,750.00	
203025	PUR	400 STAR	1/3/2011	74977LN45	RABOBANK USA FINANCIAL CORP	0.180	01/04/11	0.183	\$ 49,000,000.00	\$		\$ 48,999,755.00	
203031	PUR	400 STAR	1/3/2011	83365SN41	SOCIETE GENERALE NORTH AMERICA	0.220	01/04/11	0.223	\$ 50,000,000.00	\$		\$ 49,999,694.44	

PGM: INVS_MONTHEND_TRANSACTIONS
 SOURCE: VisualQED
 MODEL: INVENTORY
 BASIS: SETTLEMENT
 AS-OF: 1/31/11

JOSH MANDEL
 TREASURER, STATE OF OHIO

INVESTMENT TRANSACTION REPORT
 SETTLED POSITIONS AS OF: 1/31/11

INVS#	TXN	FUND	SETTLE	CUSIP	DESCRIPTION	RATE	MATURITY	PUR YIELD	PAR AMOUNT	PRIN/PROC	P/S INTEREST	SETTLE AMT
203032	PUR	400 STAR	1/3/2011	83365SN41	SOCIETE GENERALE NORTH AMERICA	0.220	01/04/11	0.223	\$ 49,000,000.00	\$	48,999,700.56	\$ 48,999,700.56
203044	PUR	400 STAR	1/4/2011	0027A1N54	ABBEY NATIONAL NA, LLC	0.200	01/05/11	0.203	\$ 50,000,000.00	\$	49,999,722.22	\$ 49,999,722.22
203045	PUR	400 STAR	1/4/2011	0027A1N54	ABBEY NATIONAL NA, LLC	0.200	01/05/11	0.203	\$ 49,000,000.00	\$	48,999,727.78	\$ 48,999,727.78
203046	PUR	400 STAR	1/4/2011	22532CN59	CREDIT AGRICOLE NORTH AMERICA	0.220	01/05/11	0.223	\$ 50,000,000.00	\$	49,999,694.44	\$ 49,999,694.44
203047	PUR	400 STAR	1/4/2011	22532CN59	CREDIT AGRICOLE NORTH AMERICA	0.220	01/05/11	0.223	\$ 49,000,000.00	\$	48,999,700.56	\$ 48,999,700.56
203040	PUR	400 STAR	1/4/2011	74977LN52	RABOBANK USA FINANCIAL CORP	0.180	01/05/11	0.183	\$ 50,000,000.00	\$	49,999,750.00	\$ 49,999,750.00
203041	PUR	400 STAR	1/4/2011	74977LN52	RABOBANK USA FINANCIAL CORP	0.180	01/05/11	0.183	\$ 49,000,000.00	\$	48,999,755.00	\$ 48,999,755.00
203042	PUR	400 STAR	1/4/2011	83365SNJ8	SOCIETE GENERALE NORTH AMERICA	0.260	01/18/11	0.264	\$ 50,000,000.00	\$	49,994,944.44	\$ 49,994,944.44
203043	PUR	400 STAR	1/4/2011	83365SNJ8	SOCIETE GENERALE NORTH AMERICA	0.260	01/18/11	0.264	\$ 49,000,000.00	\$	48,995,045.56	\$ 48,995,045.56
203062	PUR	400 STAR	1/5/2011	0027A1N62	ABBEY NATIONAL NA	0.190	01/06/11	0.193	\$ 50,000,000.00	\$	49,999,736.11	\$ 49,999,736.11
203063	PUR	400 STAR	1/5/2011	0027A1N62	ABBEY NATIONAL NA	0.190	01/06/11	0.193	\$ 49,000,000.00	\$	48,999,741.39	\$ 48,999,741.39
203064	PUR	400 STAR	1/5/2011	0556N1N66	BNP PARIBAS FINANCE	0.200	01/06/11	0.203	\$ 50,000,000.00	\$	49,999,722.22	\$ 49,999,722.22
203065	PUR	400 STAR	1/5/2011	0556N1N66	BNP PARIBAS FINANCE	0.200	01/06/11	0.203	\$ 49,000,000.00	\$	48,999,727.78	\$ 48,999,727.78
203066	PUR	400 STAR	1/5/2011	22532CNK6	CREDIT AGRICOLE NORTH AMERICA	0.280	01/19/11	0.284	\$ 50,000,000.00	\$	49,994,555.56	\$ 49,994,555.56
203067	PUR	400 STAR	1/5/2011	22532CNK6	CREDIT AGRICOLE NORTH AMERICA	0.280	01/19/11	0.284	\$ 49,000,000.00	\$	48,994,664.44	\$ 48,994,664.44
203059	PUR	400 STAR	1/5/2011	313384AG4	FHLB DISCOUNT NOTE	0.130	01/07/11	0.132	\$ 50,000,000.00	\$	49,999,638.89	\$ 49,999,638.89
203060	PUR	400 STAR	1/5/2011	74977LN60	RABOBANK USA FINANCIAL CORP	0.170	01/06/11	0.172	\$ 50,000,000.00	\$	49,999,763.89	\$ 49,999,763.89
203061	PUR	400 STAR	1/5/2011	74977LN60	RABOBANK USA FINANCIAL CORP	0.170	01/06/11	0.172	\$ 49,000,000.00	\$	48,999,768.61	\$ 48,999,768.61
203109	PUR	400 STAR	1/6/2011	0027A1N70	ABBEY NATIONAL NA, LLC	0.190	01/07/11	0.193	\$ 50,000,000.00	\$	49,999,736.11	\$ 49,999,736.11
203110	PUR	400 STAR	1/6/2011	0027A1N70	ABBEY NATIONAL NA, LLC	0.190	01/07/11	0.193	\$ 49,000,000.00	\$	48,999,741.39	\$ 48,999,741.39
203107	PUR	400 STAR	1/6/2011	0556N1N74	BNP PARIBAS FINANCE, INC	0.180	01/07/11	0.183	\$ 50,000,000.00	\$	49,999,750.00	\$ 49,999,750.00
203108	PUR	400 STAR	1/6/2011	0556N1N74	BNP PARIBAS FINANCE, INC	0.180	01/07/11	0.183	\$ 49,000,000.00	\$	48,999,755.00	\$ 48,999,755.00
203102	PUR	400 STAR	1/6/2011	313312AG5	FFCB DISCOUNT NOTE	0.110	01/07/11	0.112	\$ 50,000,000.00	\$	49,999,847.22	\$ 49,999,847.22
203103	PUR	400 STAR	1/6/2011	313312AG5	FFCB DISCOUNT NOTE	0.110	01/07/11	0.112	\$ 50,000,000.00	\$	49,999,847.22	\$ 49,999,847.22
203104	PUR	400 STAR	1/6/2011	313384BB4	FHLB DISCOUNT NOTE	0.140	01/26/11	0.142	\$ 29,300,000.00	\$	29,297,721.11	\$ 29,297,721.11
203101	PUR	400 STAR	1/6/2011	313384BJ7	FHLB DISCOUNT NOTE	0.150	02/02/11	0.147	\$ 50,000,000.00	\$	49,994,562.50	\$ 49,994,562.50
203105	PUR	400 STAR	1/6/2011	313396BP7	FHLMC DISCOUNT NOTE	0.140	02/07/11	0.142	\$ 25,000,000.00	\$	24,996,888.89	\$ 24,996,888.89
203106	PUR	400 STAR	1/6/2011	74977LND5	RABOBANK USA FINANCIAL CORP	0.170	01/13/11	0.172	\$ 50,000,000.00	\$	49,998,347.22	\$ 49,998,347.22
203131	PUR	400 STAR	1/7/2011	0027A1NA3	ABBEY NATIONAL NA, LLC	0.190	01/10/11	0.193	\$ 50,000,000.00	\$	49,999,208.33	\$ 49,999,208.33
203132	PUR	400 STAR	1/7/2011	0027A1NA3	ABBEY NATIONAL NA, LLC	0.190	01/10/11	0.193	\$ 49,000,000.00	\$	48,999,224.17	\$ 48,999,224.17
203133	PUR	400 STAR	1/7/2011	0556N1NA7	BNP PARIBAS FINANCE, INC	0.180	01/10/11	0.183	\$ 50,000,000.00	\$	49,999,250.00	\$ 49,999,250.00
203134	PUR	400 STAR	1/7/2011	0556N1NA7	BNP PARIBAS FINANCE, INC	0.180	01/10/11	0.183	\$ 49,000,000.00	\$	48,999,265.00	\$ 48,999,265.00
203127	PUR	400 STAR	1/7/2011	313312AK6	FFCB DISCOUNT NOTE	0.120	01/10/11	0.122	\$ 50,000,000.00	\$	49,999,500.00	\$ 49,999,500.00
203128	PUR	400 STAR	1/7/2011	313312AK6	FFCB DISCOUNT NOTE	0.120	01/10/11	0.122	\$ 50,000,000.00	\$	49,999,500.00	\$ 49,999,500.00
203129	PUR	400 STAR	1/7/2011	313312AK6	FFCB DISCOUNT NOTE	0.120	01/10/11	0.122	\$ 25,000,000.00	\$	24,999,750.00	\$ 24,999,750.00
203130	PUR	400 STAR	1/7/2011	313312AK6	FFCB DISCOUNT NOTE	0.120	01/10/11	0.122	\$ 50,000,000.00	\$	49,999,500.00	\$ 49,999,500.00
203126	PUR	400 STAR	1/7/2011	313312AW0	FFCB DISCOUNT NOTE	0.130	01/21/11	0.132	\$ 25,000,000.00	\$	24,998,736.11	\$ 24,998,736.11
203116	PUR	400 STAR	1/7/2011	313384BL2	FHLB DISCOUNT NOTE	0.160	02/04/11	0.157	\$ 31,000,000.00	\$	30,996,262.78	\$ 30,996,262.78
203138	PUR	400 STAR	1/7/2011	313384BL2	FHLB DISCOUNT NOTE	0.150	02/04/11	0.152	\$ 25,000,000.00	\$	24,997,083.33	\$ 24,997,083.33
203125	PUR	400 STAR	1/7/2011	313396AK9	FHLMC DISCOUNT NOTE	0.120	01/10/11	0.122	\$ 25,000,000.00	\$	24,999,750.00	\$ 24,999,750.00
203124	PUR	400 STAR	1/7/2011	313588BR5	FNMA DISCOUNT NOTE	0.150	02/09/11	0.152	\$ 25,000,000.00	\$	24,996,562.50	\$ 24,996,562.50
203135	PUR	400 STAR	1/7/2011	74977LNA1	RABOBANK USA FINANCIAL CORP	0.160	01/10/11	0.162	\$ 25,000,000.00	\$	24,999,666.67	\$ 24,999,666.67
203148	PUR	400 STAR	1/10/2011	0027A1NB1	ABBEY NATIONAL NA, LLC	0.190	01/11/11	0.193	\$ 50,000,000.00	\$	49,999,736.11	\$ 49,999,736.11
203149	PUR	400 STAR	1/10/2011	0027A1NB1	ABBEY NATIONAL NA, LLC	0.190	01/11/11	0.193	\$ 49,000,000.00	\$	48,999,741.39	\$ 48,999,741.39
203150	PUR	400 STAR	1/10/2011	0556N1NB5	BNP PARIBAS FINANCE, INC	0.180	01/11/11	0.183	\$ 50,000,000.00	\$	49,999,750.00	\$ 49,999,750.00
203151	PUR	400 STAR	1/10/2011	0556N1NB5	BNP PARIBAS FINANCE, INC	0.180	01/11/11	0.183	\$ 49,000,000.00	\$	48,999,755.00	\$ 48,999,755.00
203154	PUR	400 STAR	1/10/2011	06416KQB9	BANK OF NOVA SCOTIA	0.230	03/11/11	0.233	\$ 50,000,000.00	\$	49,980,833.33	\$ 49,980,833.33
203155	PUR	400 STAR	1/10/2011	06416KQB9	BANK OF NOVA SCOTIA	0.230	03/11/11	0.233	\$ 9,000,000.00	\$	8,996,550.00	\$ 8,996,550.00
203142	PUR	400 STAR	1/10/2011	313312AL4	FFCB DISCOUNT NOTE	0.120	01/11/11	0.122	\$ 50,000,000.00	\$	49,999,833.33	\$ 49,999,833.33
203143	PUR	400 STAR	1/10/2011	313312AL4	FFCB DISCOUNT NOTE	0.120	01/11/11	0.122	\$ 50,000,000.00	\$	49,999,833.33	\$ 49,999,833.33
203144	PUR	400 STAR	1/10/2011	313384BL2	FHLB DISCOUNT NOTE	0.160	02/04/11	0.157	\$ 19,000,000.00	\$	18,997,954.86	\$ 18,997,954.86
203145	PUR	400 STAR	1/10/2011	313384BL2	FHLB DISCOUNT NOTE	0.150	02/04/11	0.152	\$ 50,000,000.00	\$	49,994,791.67	\$ 49,994,791.67
203146	PUR	400 STAR	1/10/2011	313384CF4	FHLB DISCOUNT NOTE	0.160	02/23/11	0.157	\$ 50,000,000.00	\$	49,990,527.78	\$ 49,990,527.78
203152	PUR	400 STAR	1/10/2011	4611K1NQ4	INTESA FUNDING, LLC	0.270	01/24/11	0.274	\$ 50,000,000.00	\$	49,994,750.00	\$ 49,994,750.00
203153	PUR	400 STAR	1/10/2011	4611K1NQ4	INTESA FUNDING, LLC	0.270	01/24/11	0.274	\$ 49,000,000.00	\$	48,994,855.00	\$ 48,994,855.00
203147	PUR	400 STAR	1/10/2011	74977LNB9	RABOBANK USA FINANCIAL CORP	0.160	01/11/11	0.162	\$ 25,000,000.00	\$	24,999,888.89	\$ 24,999,888.89
203164	PUR	400 STAR	1/11/2011	0027A1NC9	ABBEY NATIONAL NA, LLC	0.190	01/12/11	0.193	\$ 50,000,000.00	\$	49,999,736.11	\$ 49,999,736.11
203165	PUR	400 STAR	1/11/2011	0027A1NC9	ABBEY NATIONAL NA, LLC	0.190	01/12/11	0.193	\$ 49,000,000.00	\$	48,999,741.39	\$ 48,999,741.39
203166	PUR	400 STAR	1/11/2011	0556N1NJ8	BNP PARIBAS FINANCE, INC	0.200	01/18/11	0.203	\$ 50,000,000.00	\$	49,998,055.56	\$ 49,998,055.56
203167	PUR	400 STAR	1/11/2011	0556N1NJ8	BNP PARIBAS FINANCE, INC	0.200	01/18/11	0.203	\$ 49,000,000.00	\$	48,998,094.44	\$ 48,998,094.44

PGM: INVS_MONTHEND_TRANSACTIONS
SOURCE: VisualQED
MODEL: INVENTORY
BASIS: SETTLEMENT
AS-OF: 1/31/11

JOSH MANDEL
TREASURER, STATE OF OHIO

INVESTMENT TRANSACTION REPORT
SETTLED POSITIONS AS OF: 1/31/11

INVST#	TXN	FUND	SETTLE	CUSIP	DESCRIPTION	RATE	MATURITY	PUR YIELD	PAR AMOUNT	PRIN/PROC	P/S INTEREST	SETTLE AMT
203163	PUR	400 STAR	1/11/2011	06416KQB9	BANK OF NOVA SCOTIA	0.230	03/11/11	0.233	\$ 38,000,000.00	\$ 37,985,676.11		\$ 37,985,676.11
203161	PUR	400 STAR	1/11/2011	313312AM2	FFCB DISCOUNT NOTE	0.100	01/12/11	0.100	\$ 50,000,000.00	\$ 49,999,861.11		\$ 49,999,861.11
203158	PUR	400 STAR	1/11/2011	313384CF4	FHLB DISCOUNT NOTE	0.160	02/23/11	0.162	\$ 25,000,000.00	\$ 24,995,222.22		\$ 24,995,222.22
203159	PUR	400 STAR	1/11/2011	313396CL5	FHLMC DISCOUNT NOTE	0.150	02/28/11	0.152	\$ 50,000,000.00	\$ 49,990,000.00		\$ 49,990,000.00
203160	PUR	400 STAR	1/11/2011	313588DS1	FNMA DISCOUNT NOTE	0.160	03/30/11	0.162	\$ 25,000,000.00	\$ 24,991,333.33		\$ 24,991,333.33
203168	PUR	400 STAR	1/11/2011	4497W1NR3	ING (US) FUNDING	0.220	01/25/11	0.223	\$ 49,000,000.00	\$ 48,995,807.78		\$ 48,995,807.78
203162	PUR	400 STAR	1/11/2011	74977LNC7	RABOBANK USA FINANCIAL CORP	0.160	01/12/11	0.162	\$ 49,000,000.00	\$ 48,999,782.22		\$ 48,999,782.22
203179	PUR	400 STAR	1/12/2011	0027A1ND7	ABBEY NATIONAL NA, LLC	0.190	01/13/11	0.193	\$ 50,000,000.00	\$ 49,999,736.11		\$ 49,999,736.11
203180	PUR	400 STAR	1/12/2011	0027A1ND7	ABBEY NATIONAL NA, LLC	0.190	01/13/11	0.193	\$ 49,000,000.00	\$ 48,999,741.39		\$ 48,999,741.39
203178	PUR	400 STAR	1/12/2011	313312AN0	FFCB DISCOUNT NOTE	0.090	01/13/11	0.090	\$ 50,000,000.00	\$ 49,999,875.00		\$ 49,999,875.00
203176	PUR	400 STAR	1/12/2011	313396DH3	FHLMC DISCOUNT NOTE	0.160	03/21/11	0.162	\$ 25,000,000.00	\$ 24,992,444.44		\$ 24,992,444.44
203175	PUR	400 STAR	1/12/2011	880592BS8	TVA DISCOUNT NOTE	0.160	02/10/11	0.157	\$ 50,000,000.00	\$ 49,993,756.94		\$ 49,993,756.94
203177	PUR	400 STAR	1/12/2011	912795UX7	US TREASURY BILL	0.110	01/13/11	0.112	\$ 50,000,000.00	\$ 49,999,847.22		\$ 49,999,847.22
203181	PUR	400 STAR	1/12/2011	912795UX7	US TREASURY BILL	0.120	01/13/11	0.122	\$ 50,000,000.00	\$ 49,999,833.33		\$ 49,999,833.33
203200	PUR	400 STAR	1/13/2011	0027A1NE5	ABBEY NATIONAL NA, LLC	0.180	01/14/11	0.183	\$ 50,000,000.00	\$ 49,999,750.00		\$ 49,999,750.00
203201	PUR	400 STAR	1/13/2011	0027A1NE5	ABBEY NATIONAL NA, LLC	0.180	01/14/11	0.183	\$ 49,000,000.00	\$ 48,999,755.00		\$ 48,999,755.00
203197	PUR	400 STAR	1/13/2011	313384AP4	FHLB DISCOUNT NOTE	0.090	01/14/11	0.091	\$ 39,370,000.00	\$ 39,369,901.58		\$ 39,369,901.58
203196	PUR	400 STAR	1/13/2011	313384BK4	FHLB DISCOUNT NOTE	0.150	02/03/11	0.152	\$ 22,100,000.00	\$ 22,098,066.25		\$ 22,098,066.25
203194	PUR	400 STAR	1/13/2011	313396BH5	FHLMC DISCOUNT NOTE	0.140	02/01/11	0.142	\$ 50,000,000.00	\$ 49,996,305.56		\$ 49,996,305.56
203195	PUR	400 STAR	1/13/2011	313396BH5	FHLMC DISCOUNT NOTE	0.140	02/01/11	0.142	\$ 25,000,000.00	\$ 24,998,152.78		\$ 24,998,152.78
203193	PUR	400 STAR	1/13/2011	313588CN3	FNMA DISCOUNT NOTE	0.160	03/02/11	0.157	\$ 25,000,000.00	\$ 24,994,833.33		\$ 24,994,833.33
203204	PUR	400 STAR	1/13/2011	4497W1NT9	ING (US) FUNDING	0.220	01/27/11	0.223	\$ 50,000,000.00	\$ 49,995,722.22		\$ 49,995,722.22
203202	PUR	400 STAR	1/13/2011	4662J1NE6	JP MORGAN CHASE & CO	0.160	01/14/11	0.162	\$ 49,000,000.00	\$ 48,999,782.22		\$ 48,999,782.22
203203	PUR	400 STAR	1/13/2011	4662J1QE3	JP MORGAN CHASE & CO	0.220	03/14/11	0.223	\$ 50,000,000.00	\$ 49,981,666.67		\$ 49,981,666.67
203210	PUR	400 STAR	1/14/2011	0027A1NJ4	ABBEY NATIONAL NA, LLC	0.180	01/18/11	0.183	\$ 50,000,000.00	\$ 49,999,000.00		\$ 49,999,000.00
203211	PUR	400 STAR	1/14/2011	0027A1NJ4	ABBEY NATIONAL NA, LLC	0.180	01/18/11	0.183	\$ 49,000,000.00	\$ 48,999,020.00		\$ 48,999,020.00
203212	PUR	400 STAR	1/14/2011	1667T1NX5	CHEVRON FUNDING CORP	0.150	01/31/11	0.152	\$ 50,000,000.00	\$ 49,996,458.33		\$ 49,996,458.33
203213	PUR	400 STAR	1/14/2011	1667T1NX5	CHEVRON FUNDING CORP	0.150	01/31/11	0.152	\$ 10,000,000.00	\$ 9,999,291.67		\$ 9,999,291.67
203215	PUR	400 STAR	1/14/2011	313384BT5	FHLB DISCOUNT NOTE	0.150	02/11/11	0.152	\$ 50,000,000.00	\$ 49,994,166.67		\$ 49,994,166.67
203208	PUR	400 STAR	1/14/2011	313396BX0	FHLMC DISCOUNT NOTE	0.150	02/15/11	0.152	\$ 50,000,000.00	\$ 49,993,333.33		\$ 49,993,333.33
203209	PUR	400 STAR	1/14/2011	313396BX0	FHLMC DISCOUNT NOTE	0.150	02/15/11	0.152	\$ 50,000,000.00	\$ 49,993,333.33		\$ 49,993,333.33
203198	PUR	400 STAR	1/14/2011	313588DA0	FNMA DISCOUNT NOTE	0.160	03/14/11	0.162	\$ 25,000,000.00	\$ 24,993,444.44		\$ 24,993,444.44
203199	PUR	400 STAR	1/14/2011	313588DA0	FNMA DISCOUNT NOTE	0.160	03/14/11	0.162	\$ 25,000,000.00	\$ 24,993,444.44		\$ 24,993,444.44
203214	PUR	400 STAR	1/14/2011	4662J1QF0	JP MORGAN CHASE & CO	0.220	03/15/11	0.223	\$ 49,000,000.00	\$ 48,982,033.33		\$ 48,982,033.33
203221	PUR	400 STAR	1/14/2011	9497F1NJ5	WELLS FARGO & CO	0.130	01/18/11	0.127	\$ 35,000,000.00	\$ 34,999,513.89		\$ 34,999,513.89
203236	PUR	400 STAR	1/18/2011	0027A1NK1	ABBEY NATIONAL NA, LLC	0.220	01/19/11	0.223	\$ 50,000,000.00	\$ 49,999,694.44		\$ 49,999,694.44
203237	PUR	400 STAR	1/18/2011	0027A1NK1	ABBEY NATIONAL NA, LLC	0.220	01/19/11	0.223	\$ 49,000,000.00	\$ 48,999,700.56		\$ 48,999,700.56
203232	PUR	400 STAR	1/18/2011	0556N1NK5	BNP PARIBAS FINANCE, INC	0.220	01/19/11	0.223	\$ 50,000,000.00	\$ 49,999,694.44		\$ 49,999,694.44
203233	PUR	400 STAR	1/18/2011	0556N1NK5	BNP PARIBAS FINANCE, INC	0.220	01/19/11	0.223	\$ 49,000,000.00	\$ 48,999,700.56		\$ 48,999,700.56
203231	PUR	400 STAR	1/18/2011	313312BY5	FFCB DISCOUNT NOTE	0.150	02/16/11	0.152	\$ 25,000,000.00	\$ 24,996,979.17		\$ 24,996,979.17
203229	PUR	400 STAR	1/18/2011	313384BT5	FHLB DISCOUNT NOTE	0.160	02/11/11	0.157	\$ 25,000,000.00	\$ 24,997,416.67		\$ 24,997,416.67
203240	PUR	400 STAR	1/18/2011	313384BT5	FHLB DISCOUNT NOTE	0.160	02/11/11	0.157	\$ 35,000,000.00	\$ 34,996,383.33		\$ 34,996,383.33
203230	PUR	400 STAR	1/18/2011	313396CG6	FHLMC DISCOUNT NOTE	0.160	02/24/11	0.157	\$ 50,000,000.00	\$ 49,992,034.72		\$ 49,992,034.72
203223	PUR	400 STAR	1/18/2011	313588BW4	FNMA DISCOUNT NOTE	0.150	02/14/11	0.152	\$ 50,000,000.00	\$ 49,994,375.00		\$ 49,994,375.00
203234	PUR	400 STAR	1/18/2011	83365SP15	SOCIETE GENERALE NORTH AMERICA	0.240	02/01/11	0.243	\$ 50,000,000.00	\$ 49,995,333.33		\$ 49,995,333.33
203235	PUR	400 STAR	1/18/2011	83365SP15	SOCIETE GENERALE NORTH AMERICA	0.240	02/01/11	0.243	\$ 49,000,000.00	\$ 48,995,426.67		\$ 48,995,426.67
203238	PUR	400 STAR	1/18/2011	9497F1NK2	WELLS FARGO & CO	0.130	01/19/11	0.127	\$ 50,000,000.00	\$ 49,999,826.39		\$ 49,999,826.39
203239	PUR	400 STAR	1/18/2011	9497F1NK2	WELLS FARGO & CO	0.130	01/19/11	0.127	\$ 25,000,000.00	\$ 24,999,913.19		\$ 24,999,913.19
203269	PUR	400 STAR	1/19/2011	0027A1NL9	ABBEY NATIONAL NA, LLC	0.200	01/20/11	0.203	\$ 50,000,000.00	\$ 49,999,722.22		\$ 49,999,722.22
203270	PUR	400 STAR	1/19/2011	0027A1NL9	ABBEY NATIONAL NA, LLC	0.200	01/20/11	0.203	\$ 49,000,000.00	\$ 48,999,727.78		\$ 48,999,727.78
203267	PUR	400 STAR	1/19/2011	0556N1P23	BNP PARIBAS FINANCE, INC	0.220	02/02/11	0.223	\$ 50,000,000.00	\$ 49,995,722.22		\$ 49,995,722.22
203268	PUR	400 STAR	1/19/2011	0556N1P23	BNP PARIBAS FINANCE, INC	0.220	02/02/11	0.223	\$ 49,000,000.00	\$ 48,995,807.78		\$ 48,995,807.78
203266	PUR	400 STAR	1/19/2011	1667T1P39	CHEVRON CORPORATION	0.150	02/03/11	0.152	\$ 39,000,000.00	\$ 38,997,562.50		\$ 38,997,562.50
203262	PUR	400 STAR	1/19/2011	22532CNL4	CREDIT AGRICOLE NORTH AMERICA	0.210	01/20/11	0.213	\$ 50,000,000.00	\$ 49,999,708.33		\$ 49,999,708.33
203263	PUR	400 STAR	1/19/2011	22532CNL4	CREDIT AGRICOLE NORTH AMERICA	0.210	01/20/11	0.213	\$ 49,000,000.00	\$ 48,999,714.17		\$ 48,999,714.17
203264	PUR	400 STAR	1/19/2011	313384AV1	FHLB DISCOUNT NOTE	0.100	01/20/11	0.100	\$ 50,000,000.00	\$ 49,999,861.11		\$ 49,999,861.11
203265	PUR	400 STAR	1/19/2011	313384AV1	FHLB DISCOUNT NOTE	0.100	01/20/11	0.100	\$ 15,000,000.00	\$ 14,999,958.33		\$ 14,999,958.33
203259	PUR	400 STAR	1/19/2011	313384CV9	FHLB DISCOUNT NOTE	0.160	03/09/11	0.162	\$ 50,000,000.00	\$ 49,989,111.11		\$ 49,989,111.11
203260	PUR	400 STAR	1/19/2011	313384CV9	FHLB DISCOUNT NOTE	0.160	03/09/11	0.162	\$ 1,465,000.00	\$ 1,464,680.96		\$ 1,464,680.96
203261	PUR	400 STAR	1/19/2011	313588BZ7	FNMA DISCOUNT NOTE	0.160	02/17/11	0.162	\$ 25,000,000.00	\$ 24,996,777.78		\$ 24,996,777.78

PGM: INVS_MONTHEND_TRANSACTIONS
 SOURCE: VisualQED
 MODEL: INVENTORY
 BASIS: SETTLEMENT
 AS-OF: 1/31/11

JOSH MANDEL
 TREASURER, STATE OF OHIO

INVESTMENT TRANSACTION REPORT
 SETTLED POSITIONS AS OF: 1/31/11

INVST#	TXN	FUND	SETTLE	CUSIP	DESCRIPTION	RATE	MATURITY	PUR YIELD	PAR AMOUNT	PRIN/PROC	P/S INTEREST	SETTLE AMT
184488	CNTR	400 STAR	1/19/2011	38141W273	GOLDMAN SACHS FIN SQ GOVT #465			0.050	\$ 5,675,846.00	\$ 5,675,846.00		\$ 5,675,846.00
203277	PUR	400 STAR	1/20/2011	0027A1NM7	ABBEY NATIONAL NA, LLC	0.200	01/21/11	0.203	\$ 50,000,000.00	\$ 49,999,722.22		\$ 49,999,722.22
203278	PUR	400 STAR	1/20/2011	0027A1NM7	ABBEY NATIONAL NA, LLC	0.200	01/21/11	0.203	\$ 49,000,000.00	\$ 48,999,727.78		\$ 48,999,727.78
203281	PUR	400 STAR	1/20/2011	22532CNM2	CREDIT AGRICOLE NORTH AMERICA	0.210	01/21/11	0.213	\$ 50,000,000.00	\$ 49,999,708.33		\$ 49,999,708.33
203282	PUR	400 STAR	1/20/2011	22532CNM2	CREDIT AGRICOLE NORTH AMERICA	0.210	01/21/11	0.213	\$ 49,000,000.00	\$ 48,999,714.17		\$ 48,999,714.17
203276	PUR	400 STAR	1/20/2011	313312AW0	FFCB DISCOUNT NOTE	0.100	01/21/11	0.100	\$ 50,000,000.00	\$ 49,999,861.11		\$ 49,999,861.11
203275	PUR	400 STAR	1/20/2011	313384DE6	FHLB DISCOUNT NOTE	0.170	03/18/11	0.167	\$ 25,000,000.00	\$ 24,993,468.75		\$ 24,993,468.75
203299	PUR	400 STAR	1/21/2011	0027A1NQ8	ABBEY NATIONAL NA, LLC	0.190	01/24/11	0.193	\$ 50,000,000.00	\$ 49,999,208.33		\$ 49,999,208.33
203301	PUR	400 STAR	1/21/2011	0027A1NQ8	ABBEY NATIONAL NA, LLC	0.190	01/24/11	0.193	\$ 49,000,000.00	\$ 48,999,224.17		\$ 48,999,224.17
203302	PUR	400 STAR	1/21/2011	22532CNQ3	CREDIT AGRICOLE NORTH AMERICA	0.180	01/24/11	0.183	\$ 50,000,000.00	\$ 49,999,250.00		\$ 49,999,250.00
203303	PUR	400 STAR	1/21/2011	22532CNQ3	CREDIT AGRICOLE NORTH AMERICA	0.180	01/24/11	0.183	\$ 49,000,000.00	\$ 48,999,265.00		\$ 48,999,265.00
203298	PUR	400 STAR	1/21/2011	313312AZ3	FFCB DISCOUNT NOTE	0.090	01/24/11	0.090	\$ 50,000,000.00	\$ 49,999,625.00		\$ 49,999,625.00
203311	PUR	400 STAR	1/21/2011	313384AZ2	FHLB DISCOUNT NOTE	0.090	01/24/11	0.090	\$ 50,000,000.00	\$ 49,999,625.00		\$ 49,999,625.00
203312	PUR	400 STAR	1/21/2011	313384AZ2	FHLB DISCOUNT NOTE	0.090	01/24/11	0.090	\$ 30,000,000.00	\$ 29,999,775.00		\$ 29,999,775.00
203295	PUR	400 STAR	1/21/2011	313384CA5	FHLB DISCOUNT NOTE	0.160	02/18/11	0.162	\$ 50,000,000.00	\$ 49,993,777.78		\$ 49,993,777.78
203296	PUR	400 STAR	1/21/2011	313384CA5	FHLB DISCOUNT NOTE	0.160	02/18/11	0.162	\$ 50,000,000.00	\$ 49,993,777.78		\$ 49,993,777.78
203310	PUR	400 STAR	1/21/2011	313384DC0	FHLB DISCOUNT NOTE	0.160	03/16/11	0.162	\$ 25,000,000.00	\$ 24,994,000.00		\$ 24,994,000.00
203286	PUR	400 STAR	1/21/2011	313588CM5	FNMA DISCOUNT NOTE	0.170	03/01/11	0.167	\$ 45,000,000.00	\$ 44,991,956.25		\$ 44,991,956.25
203304	PUR	400 STAR	1/21/2011	74977LNQ6	RABOBANK USA FINANCIAL CORP	0.150	01/24/11	0.152	\$ 50,000,000.00	\$ 49,999,375.00		\$ 49,999,375.00
203321	PUR	400 STAR	1/24/2011	0027A1NR6	ABBEY NATIONAL NA, LLC	0.190	01/25/11	0.193	\$ 50,000,000.00	\$ 49,999,736.11		\$ 49,999,736.11
203322	PUR	400 STAR	1/24/2011	0027A1NR6	ABBEY NATIONAL NA, LLC	0.190	01/25/11	0.193	\$ 49,000,000.00	\$ 48,999,741.39		\$ 48,999,741.39
203325	PUR	400 STAR	1/24/2011	22532CNR1	CREDIT AGRICOLE NORTH AMERICA	0.180	01/25/11	0.183	\$ 50,000,000.00	\$ 49,999,750.00		\$ 49,999,750.00
203326	PUR	400 STAR	1/24/2011	22532CNR1	CREDIT AGRICOLE NORTH AMERICA	0.180	01/25/11	0.183	\$ 49,000,000.00	\$ 48,999,755.00		\$ 48,999,755.00
203319	PUR	400 STAR	1/24/2011	313312BA7	FFCB DISCOUNT NOTE	0.090	01/25/11	0.090	\$ 50,000,000.00	\$ 49,999,875.00		\$ 49,999,875.00
203320	PUR	400 STAR	1/24/2011	313312BA7	FFCB DISCOUNT NOTE	0.090	01/25/11	0.090	\$ 50,000,000.00	\$ 49,999,875.00		\$ 49,999,875.00
203317	PUR	400 STAR	1/24/2011	313384DK2	FHLB DISCOUNT NOTE	0.170	03/23/11	0.167	\$ 50,000,000.00	\$ 49,986,708.33		\$ 49,986,708.33
203334	PUR	400 STAR	1/24/2011	313396BH5	FHLMC DISCOUNT NOTE	0.120	02/01/11	0.122	\$ 37,862,000.00	\$ 37,860,990.35		\$ 37,860,990.35
203333	PUR	400 STAR	1/24/2011	313396BP7	FHLMC DISCOUNT NOTE	0.130	02/07/11	0.137	\$ 30,198,414.50	\$ 30,198,414.50		\$ 30,198,414.50
203318	PUR	400 STAR	1/24/2011	313396DH3	FHLMC DISCOUNT NOTE	0.160	03/21/11	0.162	\$ 49,000,000.00	\$ 48,987,804.44		\$ 48,987,804.44
203323	PUR	400 STAR	1/24/2011	4611K1P82	INTESA FUNDING, LLC	0.260	02/08/11	0.264	\$ 50,000,000.00	\$ 49,994,583.33		\$ 49,994,583.33
203324	PUR	400 STAR	1/24/2011	4611K1P82	INTESA FUNDING, LLC	0.260	02/08/11	0.264	\$ 48,000,000.00	\$ 47,994,800.00		\$ 47,994,800.00
203356	PUR	400 STAR	1/25/2011	0027A1NS4	ABBEY NATIONAL NA, LLC	0.170	01/26/11	0.172	\$ 50,000,000.00	\$ 49,999,763.89		\$ 49,999,763.89
203357	PUR	400 STAR	1/25/2011	0027A1NS4	ABBEY NATIONAL NA, LLC	0.170	01/26/11	0.172	\$ 49,000,000.00	\$ 48,999,768.61		\$ 48,999,768.61
203351	PUR	400 STAR	1/25/2011	22532CNS9	CREDIT AGRICOLE NORTH AMERICA	0.180	01/26/11	0.183	\$ 50,000,000.00	\$ 49,999,750.00		\$ 49,999,750.00
203354	PUR	400 STAR	1/25/2011	22532CP81	CREDIT AGRICOLE NORTH AMERICA	0.220	02/08/11	0.223	\$ 49,000,000.00	\$ 48,995,807.78		\$ 48,995,807.78
203348	PUR	400 STAR	1/25/2011	313396GH0	FHLMC DISCOUNT NOTE	0.190	06/01/11	0.188	\$ 24,900,000.00	\$ 24,883,749.29		\$ 24,883,749.29
203346	PUR	400 STAR	1/25/2011	313588CW3	FNMA DISCOUNT NOTE	0.160	03/10/11	0.162	\$ 50,000,000.00	\$ 49,990,222.22		\$ 49,990,222.22
184488	CNTR	400 STAR	1/25/2011	38141W273	GOLDMAN SACHS FIN SQ GOVT #465			0.070	\$ 1,560,026.00	\$ 1,560,026.00		\$ 1,560,026.00
203355	PUR	400 STAR	1/25/2011	9497F1NS5	WELLS FARGO & CO	0.130	01/26/11	0.127	\$ 50,000,000.00	\$ 49,999,826.39		\$ 49,999,826.39
203369	PUR	400 STAR	1/26/2011	0027A1NT2	ABBEY NATIONAL NA, LLC	0.180	01/27/11	0.183	\$ 50,000,000.00	\$ 49,999,750.00		\$ 49,999,750.00
203370	PUR	400 STAR	1/26/2011	0027A1NT2	ABBEY NATIONAL NA, LLC	0.180	01/27/11	0.183	\$ 49,000,000.00	\$ 48,999,755.00		\$ 48,999,755.00
203367	PUR	400 STAR	1/26/2011	22532CNT7	CREDIT AGRICOLE NORTH AMERICA	0.180	01/27/11	0.183	\$ 50,000,000.00	\$ 49,999,750.00		\$ 49,999,750.00
203366	PUR	400 STAR	1/26/2011	313312BC3	FFCB DISCOUNT NOTE	0.080	01/27/11	0.081	\$ 50,000,000.00	\$ 49,999,888.89		\$ 49,999,888.89
203365	PUR	400 STAR	1/26/2011	313384EU9	FHLB DISCOUNT NOTE	0.170	04/25/11	0.172	\$ 25,000,000.00	\$ 24,989,493.06		\$ 24,989,493.06
203364	PUR	400 STAR	1/26/2011	313396BW2	FHLMC DISCOUNT NOTE	0.150	02/14/11	0.152	\$ 25,000,000.00	\$ 24,998,020.83		\$ 24,998,020.83
203378	PUR	400 STAR	1/26/2011	313396DQ3	FHLMC DISCOUNT NOTE	0.160	03/28/11	0.162	\$ 40,000,000.00	\$ 39,989,155.56		\$ 39,989,155.56
203363	PUR	400 STAR	1/26/2011	313396EE9	FHLMC DISCOUNT NOTE	0.170	04/11/11	0.172	\$ 25,000,000.00	\$ 24,991,145.83		\$ 24,991,145.83
203358	PUR	400 STAR	1/26/2011	313588CW3	FNMA DISCOUNT NOTE	0.170	03/10/11	0.167	\$ 50,000,000.00	\$ 49,990,145.83		\$ 49,990,145.83
203368	PUR	400 STAR	1/26/2011	9497F1NT3	WELLS FARGO & CO	0.130	01/27/11	0.127	\$ 50,000,000.00	\$ 49,999,826.39		\$ 49,999,826.39
203412	PUR	400 STAR	1/27/2011	0027A1NU9	ABBEY NATIONAL NA, LLC	0.180	01/28/11	0.183	\$ 50,000,000.00	\$ 49,999,750.00		\$ 49,999,750.00
203413	PUR	400 STAR	1/27/2011	0027A1NU9	ABBEY NATIONAL NA, LLC	0.180	01/28/11	0.183	\$ 49,000,000.00	\$ 48,999,755.00		\$ 48,999,755.00
203410	PUR	400 STAR	1/27/2011	22532CP99	CREDIT AGRICOLE NORTH AMERICA	0.220	02/09/11	0.223	\$ 50,000,000.00	\$ 49,996,027.78		\$ 49,996,027.78
203408	PUR	400 STAR	1/27/2011	313312BD1	FFCB DISCOUNT NOTE	0.080	01/28/11	0.081	\$ 20,000,000.00	\$ 19,999,955.56		\$ 19,999,955.56
203409	PUR	400 STAR	1/27/2011	313312BD1	FFCB DISCOUNT NOTE	0.080	01/28/11	0.081	\$ 50,000,000.00	\$ 49,999,888.89		\$ 49,999,888.89
203407	PUR	400 STAR	1/27/2011	313588EP6	FNMA DISCOUNT NOTE	0.170	04/20/11	0.172	\$ 50,000,000.00	\$ 49,980,402.78		\$ 49,980,402.78
184488	CNTR	400 STAR	1/27/2011	38141W273	GOLDMAN SACHS FIN SQ GOVT #465			0.070	\$ 48,361,704.00	\$ 48,361,704.00		\$ 48,361,704.00
203414	PUR	400 STAR	1/27/2011	9497F1NU0	WELLS FARGO & CO	0.130	01/28/11	0.127	\$ 50,000,000.00	\$ 49,999,826.39		\$ 49,999,826.39
203439	PUR	400 STAR	1/28/2011	0027A1NX3	ABBEY NATIONAL NA, LLC	0.180	01/31/11	0.183	\$ 50,000,000.00	\$ 49,999,250.00		\$ 49,999,250.00
203440	PUR	400 STAR	1/28/2011	0027A1NX3	ABBEY NATIONAL NA, LLC	0.180	01/31/11	0.183	\$ 49,000,000.00	\$ 48,999,265.00		\$ 48,999,265.00
203436	PUR	400 STAR	1/28/2011	313312BG4	FFCB DISCOUNT NOTE	0.070	01/31/11	0.070	\$ 50,000,000.00	\$ 49,999,708.33		\$ 49,999,708.33

PGM: INVS_MONTHEND_TRANSACTIONS
 SOURCE: VisualQED
 MODEL: INVENTORY
 BASIS: SETTLEMENT
 AS-OF: 1/31/11

JOSH MANDEL
 TREASURER, STATE OF OHIO

INVESTMENT TRANSACTION REPORT
 SETTLED POSITIONS AS OF: 1/31/11

INVT#	TXN	FUND	SETTLE	CUSIP	DESCRIPTION	RATE	MATURITY	PUR YIELD	PAR AMOUNT	PRIN/PROC	P/S INTEREST	SETTLE AMT
203430	PUR	400 STAR	1/28/2011	313384DB2	FHLB DISCOUNT NOTE	0.150	03/15/11	0.152	\$ 25,000,000.00	\$ 24,995,208.33		\$ 24,995,208.33
203433	PUR	400 STAR	1/28/2011	313384DS5	FHLB DISCOUNT NOTE	0.160	03/30/11	0.162	\$ 40,000,000.00	\$ 39,989,155.56		\$ 39,989,155.56
203434	PUR	400 STAR	1/28/2011	313384DS5	FHLB DISCOUNT NOTE	0.170	03/30/11	0.167	\$ 50,000,000.00	\$ 49,986,020.83		\$ 49,986,020.83
203432	PUR	400 STAR	1/28/2011	313396CE1	FHLMC DISCOUNT NOTE	0.140	02/22/11	0.142	\$ 50,000,000.00	\$ 49,995,138.89		\$ 49,995,138.89
203431	PUR	400 STAR	1/28/2011	313396EU3	FHLMC DISCOUNT NOTE	0.170	04/25/11	0.172	\$ 50,000,000.00	\$ 49,979,458.33		\$ 49,979,458.33
203435	PUR	400 STAR	1/28/2011	36960MPU1	GENERAL ELECTRIC COMPANY	0.200	02/28/11	0.203	\$ 30,000,000.00	\$ 29,994,833.33		\$ 29,994,833.33
203437	PUR	400 STAR	1/28/2011	74977LNX1	RABOBANK USA FINANCIAL CORP	0.140	01/31/11	0.142	\$ 50,000,000.00	\$ 49,999,416.67		\$ 49,999,416.67
203438	PUR	400 STAR	1/28/2011	74977LNX1	RABOBANK USA FINANCIAL CORP	0.140	01/31/11	0.142	\$ 49,000,000.00	\$ 48,999,428.33		\$ 48,999,428.33
203459	PUR	400 STAR	1/31/2011	0027A1P11	ABBEY NATIONAL NA, LLC	0.190	02/01/11	0.193	\$ 50,000,000.00	\$ 49,999,736.11		\$ 49,999,736.11
203460	PUR	400 STAR	1/31/2011	0027A1P11	ABBEY NATIONAL NA, LLC	0.190	02/01/11	0.193	\$ 49,000,000.00	\$ 48,999,741.39		\$ 48,999,741.39
203458	PUR	400 STAR	1/31/2011	1667T1PA3	CHEVRON CORPORATION	0.170	02/10/11	0.172	\$ 50,000,000.00	\$ 49,997,638.89		\$ 49,997,638.89
203457	PUR	400 STAR	1/31/2011	313384DK2	FHLB DISCOUNT NOTE	0.150	03/23/11	0.152	\$ 50,000,000.00	\$ 49,989,375.00		\$ 49,989,375.00
203456	PUR	400 STAR	1/31/2011	313588EU5	FNMA DISCOUNT NOTE	0.170	04/25/11	0.172	\$ 50,000,000.00	\$ 49,980,166.67		\$ 49,980,166.67
203461	PUR	400 STAR	1/31/2011	9497F1P12	WELLS FARGO & CO	0.130	02/01/11	0.127	\$ 50,000,000.00	\$ 49,999,826.39		\$ 49,999,826.39
203462	PUR	400 STAR	1/31/2011	9497F1P12	WELLS FARGO & CO	0.130	02/01/11	0.127	\$ 49,000,000.00	\$ 48,999,829.86		\$ 48,999,829.86
									\$ 9,088,794,576.00	\$ 9,088,182,770.96		\$ 9,088,182,770.96
184633	WTHD	400 STAR	1/3/2011	4812C0670	JP MORGAN US GOVT MMKT #3164				\$ 102,757,867.00	\$ 102,757,867.00		\$ 102,757,867.00
184633	WTHD	400 STAR	1/4/2011	4812C0670	JP MORGAN US GOVT MMKT #3164				\$ 46,555,737.00	\$ 46,555,737.00		\$ 46,555,737.00
184633	WTHD	400 STAR	1/5/2011	4812C0670	JP MORGAN US GOVT MMKT #3164				\$ 36,895,778.00	\$ 36,895,778.00		\$ 36,895,778.00
184488	WTHD	400 STAR	1/6/2011	38141W273	GOLDMAN SACHS FIN SQ GOVT #465				\$ 120,776,715.00	\$ 120,776,715.00		\$ 120,776,715.00
184633	WTHD	400 STAR	1/7/2011	4812C0670	JP MORGAN US GOVT MMKT #3164				\$ 2,395,966.00	\$ 2,395,966.00		\$ 2,395,966.00
184488	WTHD	400 STAR	1/10/2011	38141W273	GOLDMAN SACHS FIN SQ GOVT #465				\$ 6,848,540.00	\$ 6,848,540.00		\$ 6,848,540.00
184633	WTHD	400 STAR	1/10/2011	4812C0670	JP MORGAN US GOVT MMKT #3164				\$ 40,000,000.00	\$ 40,000,000.00		\$ 40,000,000.00
184488	WTHD	400 STAR	1/11/2011	38141W273	GOLDMAN SACHS FIN SQ GOVT #465				\$ 29,200,166.00	\$ 29,200,166.00		\$ 29,200,166.00
184488	WTHD	400 STAR	1/12/2011	38141W273	GOLDMAN SACHS FIN SQ GOVT #465				\$ 73,450,928.00	\$ 73,450,928.00		\$ 73,450,928.00
184488	WTHD	400 STAR	1/13/2011	38141W273	GOLDMAN SACHS FIN SQ GOVT #465				\$ 49,995,723.00	\$ 49,995,723.00		\$ 49,995,723.00
184488	WTHD	400 STAR	1/13/2011	38141W273	GOLDMAN SACHS FIN SQ GOVT #465				\$ 15,002,178.00	\$ 15,002,178.00		\$ 15,002,178.00
202281	CALL	400 STAR	1/14/2011	313371XW1	FHLB DEBENTURE	0.500	12/23/11		\$ 25,000,000.00	\$ 25,000,000.00		\$ 25,000,000.00
184488	WTHD	400 STAR	1/14/2011	38141W273	GOLDMAN SACHS FIN SQ GOVT #465				\$ 8,054,881.00	\$ 8,054,881.00		\$ 8,054,881.00
184488	WTHD	400 STAR	1/18/2011	38141W273	GOLDMAN SACHS FIN SQ GOVT #465				\$ 56,470,475.00	\$ 56,470,475.00		\$ 56,470,475.00
184488	WTHD	400 STAR	1/20/2011	38141W273	GOLDMAN SACHS FIN SQ GOVT #465				\$ 64,365,593.00	\$ 64,365,593.00		\$ 64,365,593.00
184488	WTHD	400 STAR	1/21/2011	38141W273	GOLDMAN SACHS FIN SQ GOVT #465				\$ 12,495,346.00	\$ 12,495,346.00		\$ 12,495,346.00
184488	WTHD	400 STAR	1/24/2011	38141W273	GOLDMAN SACHS FIN SQ GOVT #465				\$ 4,237,352.00	\$ 4,237,352.00		\$ 4,237,352.00
184633	WTHD	400 STAR	1/26/2011	4812C0670	JP MORGAN US GOVT MMKT #3164				\$ 3,049,850.00	\$ 3,049,850.00		\$ 3,049,850.00
200904	CALL	400 STAR	1/27/2011	31331JM59	FFCB DEBENTURE	0.350	10/06/11		\$ 25,000,000.00	\$ 25,000,000.00		\$ 25,000,000.00
201467	CALL	400 STAR	1/28/2011	313371EL6	FHLB DEBENTURE	0.300	10/28/11		\$ 25,000,000.00	\$ 25,000,000.00		\$ 25,000,000.00
184488	WTHD	400 STAR	1/28/2011	38141W273	GOLDMAN SACHS FIN SQ GOVT #465				\$ 4,213,487.00	\$ 4,213,487.00		\$ 4,213,487.00
184488	WTHD	400 STAR	1/31/2011	38141W273	GOLDMAN SACHS FIN SQ GOVT #465				\$ 16,313,282.00	\$ 16,313,282.00		\$ 16,313,282.00
									\$ 768,079,864.00	\$ 768,079,864.00		\$ 768,079,864.00
									\$ 9,856,874,440.00	\$ 9,856,262,634.96		\$ 9,856,262,634.96
TOTAL FOR REPORT									\$ 16,153,886,628.83	\$ 16,150,811,966.51	\$ 109,090.86	\$ 16,150,921,057.37

PGM: INVS_MONTHEND_INVENTORY
 SOURCE: VisualQED
 MODEL: INVENTORY
 BASIS: SETTLEMENT
 AS-OF: 1/31/2011

JOSH MANDEL
 TREASURER, STATE OF OHIO

INVESTMENT INVENTORY
 SETTLED POSITIONS AS OF: 1/31/11

INVS#	FUND	FUND	CUSIP	DESCRIPTION	RATE	MATURITY	YIELD	PAR AMOUNT	BOOK VALUE	MARKET VALUE	1ST PUR
203452	300	REG	0027A1P11	ABBEY NATIONAL NA, LLC	0.190	02/01/11	0.193	\$ 50,000,000.00	\$ 49,999,736.11	\$ 49,999,736.11	01/31/11
203453	300	REG	0027A1P11	ABBEY NATIONAL NA, LLC	0.190	02/01/11	0.193	\$ 50,000,000.00	\$ 49,999,736.11	\$ 49,999,736.11	01/31/11
203454	300	REG	0556N1P15	BNP PARIBAS FINANCE, INC	0.180	02/01/11	0.183	\$ 50,000,000.00	\$ 49,999,750.00	\$ 49,999,750.00	01/31/11
203427	300	REG	4611K1P17	INTESA FUNDING, LLC	0.220	02/01/11	0.223	\$ 50,000,000.00	\$ 49,998,777.78	\$ 49,998,777.78	01/28/11
203455	300	REG	9497F1P12	WELLS FARGO & CO	0.125	02/01/11	0.127	\$ 45,065,000.00	\$ 45,064,843.52	\$ 45,064,843.52	01/31/11
203308	300	REG	0556N1P31	BNP PARIBAS FINANCE, INC	0.210	02/03/11	0.213	\$ 50,000,000.00	\$ 49,996,208.33	\$ 49,996,208.33	01/21/11
203034	300	REG	4662J1P38	JP MORGAN CHASE & CO	0.210	02/03/11	0.213	\$ 50,000,000.00	\$ 49,991,250.00	\$ 49,991,250.00	01/04/11
202500	300	REG	36959SP49	GENERAL ELECTRIC CAPITAL SERV	0.230	02/04/11	0.233	\$ 50,000,000.00	\$ 49,980,833.33	\$ 49,980,833.33	12/06/10
203307	300	REG	4611K1P41	INTESA FUNDING, LLC	0.280	02/04/11	0.284	\$ 50,000,000.00	\$ 49,994,555.56	\$ 49,994,555.56	01/21/11
203017	300	REG	06416KPA2	BANK OF NOVA SCOTIA	0.210	02/10/11	0.213	\$ 50,000,000.00	\$ 49,988,916.67	\$ 49,988,916.67	01/03/11
203374	300	REG	22532CPA6	CREDIT AGRICOLE NORTH AMERICA	0.220	02/10/11	0.223	\$ 50,000,000.00	\$ 49,995,416.67	\$ 49,995,416.67	01/26/11
203411	300	REG	83365SPA5	SOCIETE GENERALE NORTH AMERICA	0.230	02/10/11	0.233	\$ 50,000,000.00	\$ 49,995,527.78	\$ 49,995,527.78	01/27/11
203226	300	REG	1667T1PB1	CHEVRON CORPORATION	0.170	02/11/11	0.172	\$ 50,000,000.00	\$ 49,994,333.33	\$ 49,994,333.33	01/18/11
202933	300	REG	4662J1PB0	JP MORGAN CHASE & CO	0.230	02/11/11	0.233	\$ 50,000,000.00	\$ 49,985,305.56	\$ 49,985,305.56	12/27/10
203425	300	REG	1667T1PR6	CHEVRON CORPORATION	0.170	02/25/11	0.172	\$ 50,000,000.00	\$ 49,993,388.89	\$ 49,993,388.89	01/28/11
202934	300	REG	36959JPR8	GENERAL ELECTRIC CAPITAL CORP	0.220	02/25/11	0.223	\$ 50,000,000.00	\$ 49,981,666.67	\$ 49,981,666.67	12/27/10
203306	300	REG	06416KQ45	BANK OF NOVA SCOTIA	0.200	03/04/11	0.203	\$ 50,000,000.00	\$ 49,988,333.33	\$ 49,988,333.33	01/21/11
								\$ 845,065,000.00	\$ 844,948,579.64	\$ 844,948,579.64	
195996	300	REG	31331JKQ5	FFCB ADJUSTABLE RATE BOND	0.560	05/13/11	0.560	\$ 5,000,000.00	\$ 5,000,000.00	\$ 5,000,000.00	04/14/10
								\$ 5,000,000.00	\$ 5,000,000.00	\$ 5,000,000.00	
203075	300	REG	313312BS8	FFCB DISCOUNT NOTE	0.130	02/10/11	0.132	\$ 50,000,000.00	\$ 49,993,500.00	\$ 49,998,500.00	01/05/11
203077	300	REG	313312BS8	FFCB DISCOUNT NOTE	0.130	02/10/11	0.132	\$ 50,000,000.00	\$ 49,993,500.00	\$ 49,998,500.00	01/05/11
203092	300	REG	313312BS8	FFCB DISCOUNT NOTE	0.130	02/10/11	0.132	\$ 30,000,000.00	\$ 29,996,208.33	\$ 29,999,100.00	01/06/11
203078	300	REG	313312EH9	FFCB DISCOUNT NOTE	0.150	04/14/11	0.152	\$ 50,000,000.00	\$ 49,979,375.00	\$ 49,986,000.00	01/05/11
203079	300	REG	313312EH9	FFCB DISCOUNT NOTE	0.150	04/14/11	0.152	\$ 37,000,000.00	\$ 36,984,737.50	\$ 36,989,640.00	01/05/11
203071	300	REG	313312FZ8	FFCB DISCOUNT NOTE	0.180	05/24/11	0.183	\$ 50,000,000.00	\$ 49,965,250.00	\$ 49,976,500.00	01/05/11
203072	300	REG	313312FZ8	FFCB DISCOUNT NOTE	0.180	05/24/11	0.183	\$ 7,059,000.00	\$ 7,054,094.00	\$ 7,055,682.27	01/05/11
								\$ 274,059,000.00	\$ 273,966,664.83	\$ 274,003,922.27	
202606	301	REG	3133724Z4	FHLB MULTI STEP COUPON BOND	1.750	12/28/15	1.750	\$ 50,000,000.00	\$ 50,000,000.00	\$ 50,068,000.00	12/28/10
								\$ 50,000,000.00	\$ 50,000,000.00	\$ 50,068,000.00	
203448	300	REG	313384BH1	FHLB DISCOUNT NOTE	0.100	02/01/11	0.100	\$ 50,000,000.00	\$ 49,999,861.11	\$ 50,000,000.00	01/31/11
203449	300	REG	313384BH1	FHLB DISCOUNT NOTE	0.100	02/01/11	0.100	\$ 50,000,000.00	\$ 49,999,861.11	\$ 50,000,000.00	01/31/11
203450	300	REG	313384BH1	FHLB DISCOUNT NOTE	0.100	02/01/11	0.100	\$ 50,000,000.00	\$ 49,999,861.11	\$ 50,000,000.00	01/31/11
203451	300	REG	313384BH1	FHLB DISCOUNT NOTE	0.100	02/01/11	0.100	\$ 50,000,000.00	\$ 49,999,861.11	\$ 50,000,000.00	01/31/11
202855	300	REG	313384BJ7	FHLB DISCOUNT NOTE	0.120	02/02/11	0.120	\$ 50,000,000.00	\$ 49,993,000.00	\$ 50,000,000.00	12/22/10
201876	304	REG	313384BJ7	FHLB DISCOUNT NOTE	0.145	02/02/11	0.147	\$ 50,000,000.00	\$ 49,983,083.33	\$ 50,000,000.00	11/10/10
201877	304	REG	313384BJ7	FHLB DISCOUNT NOTE	0.145	02/02/11	0.147	\$ 50,000,000.00	\$ 49,983,083.33	\$ 50,000,000.00	11/10/10
201878	304	REG	313384BJ7	FHLB DISCOUNT NOTE	0.145	02/02/11	0.147	\$ 50,000,000.00	\$ 49,983,083.33	\$ 50,000,000.00	11/10/10
202478	300	REG	313384BL2	FHLB DISCOUNT NOTE	0.165	02/04/11	0.167	\$ 8,683,000.00	\$ 8,680,612.18	\$ 8,682,913.17	12/06/10
202479	300	REG	313384BL2	FHLB DISCOUNT NOTE	0.165	02/04/11	0.167	\$ 9,621,000.00	\$ 9,618,354.23	\$ 9,620,903.79	12/06/10
202480	300	REG	313384BL2	FHLB DISCOUNT NOTE	0.165	02/04/11	0.167	\$ 6,370,000.00	\$ 6,368,248.25	\$ 6,369,936.30	12/06/10
203136	300	REG	313384BL2	FHLB DISCOUNT NOTE	0.150	02/04/11	0.152	\$ 50,000,000.00	\$ 49,994,166.67	\$ 49,999,500.00	01/07/11
203137	300	REG	313384BL2	FHLB DISCOUNT NOTE	0.150	02/04/11	0.152	\$ 50,000,000.00	\$ 49,994,166.67	\$ 49,999,500.00	01/07/11
203111	300	REG	313384BS7	FHLB DISCOUNT NOTE	0.150	02/10/11	0.152	\$ 50,000,000.00	\$ 49,992,708.33	\$ 49,998,500.00	01/06/11
203112	300	REG	313384BS7	FHLB DISCOUNT NOTE	0.150	02/10/11	0.152	\$ 50,000,000.00	\$ 49,992,708.33	\$ 49,998,500.00	01/06/11
202418	300	REG	313384BT5	FHLB DISCOUNT NOTE	0.175	02/11/11	0.177	\$ 25,000,000.00	\$ 24,991,250.00	\$ 24,999,250.00	12/01/10
203205	300	REG	313384BT5	FHLB DISCOUNT NOTE	0.155	02/11/11	0.157	\$ 27,748,000.00	\$ 27,744,654.82	\$ 27,747,167.56	01/14/11
202729	300	REG	313384BY4	FHLB DISCOUNT NOTE	0.145	02/16/11	0.147	\$ 50,000,000.00	\$ 49,987,312.50	\$ 49,997,500.00	12/15/10
202730	300	REG	313384BY4	FHLB DISCOUNT NOTE	0.145	02/16/11	0.145	\$ 30,095,000.00	\$ 30,087,363.39	\$ 30,093,495.25	12/15/10
202756	300	REG	313384BY4	FHLB DISCOUNT NOTE	0.140	02/16/11	0.142	\$ 27,822,000.00	\$ 27,815,291.81	\$ 27,820,608.90	12/16/10
202380	300	REG	313384CA5	FHLB DISCOUNT NOTE	0.170	02/18/11	0.172	\$ 26,810,000.00	\$ 26,799,871.78	\$ 26,808,659.50	11/30/10
202776	300	REG	313384CA5	FHLB DISCOUNT NOTE	0.140	02/18/11	0.142	\$ 50,000,000.00	\$ 49,987,750.00	\$ 49,997,500.00	12/17/10

PGM: INVS_MONTHEND_INVENTORY
 SOURCE: VisualQED
 MODEL: INVENTORY
 BASIS: SETTLEMENT
 AS-OF: 1/31/2011

JOSH MANDEL
 TREASURER, STATE OF OHIO

INVESTMENT INVENTORY
 SETTLED POSITIONS AS OF: 1/31/11

INVT#	FUND	FUND	CUSIP	DESCRIPTION	RATE	MATURITY	YIELD	PAR AMOUNT	BOOK VALUE	MARKET VALUE	1ST PUR
202777	300	REG	313384CA5	FHLB DISCOUNT NOTE	0.140	02/18/11	0.142	\$ 50,000,000.00	\$ 49,987,750.00	\$ 49,997,500.00	12/17/10
202791	300	REG	313384CA5	FHLB DISCOUNT NOTE	0.145	02/18/11	0.147	\$ 25,000,000.00	\$ 24,993,656.25	\$ 24,998,750.00	12/17/10
203018	300	REG	313384CA5	FHLB DISCOUNT NOTE	0.140	02/18/11	0.142	\$ 50,000,000.00	\$ 49,991,055.56	\$ 49,997,500.00	01/03/11
203036	300	REG	313384CA5	FHLB DISCOUNT NOTE	0.140	02/18/11	0.142	\$ 50,000,000.00	\$ 49,991,250.00	\$ 49,997,500.00	01/04/11
202481	300	REG	313384CQ0	FHLB DISCOUNT NOTE	0.165	03/04/11	0.167	\$ 23,472,000.00	\$ 23,462,210.22	\$ 23,469,652.80	12/03/10
203121	300	REG	313384CT4	FHLB DISCOUNT NOTE	0.155	03/07/11	0.157	\$ 11,028,000.00	\$ 11,025,341.03	\$ 11,026,786.92	01/10/11
203119	300	REG	313384CV9	FHLB DISCOUNT NOTE	0.160	03/09/11	0.162	\$ 37,756,000.00	\$ 37,746,267.34	\$ 37,751,469.28	01/10/11
203405	300	REG	313384CW7	FHLB DISCOUNT NOTE	0.150	03/10/11	0.152	\$ 50,000,000.00	\$ 49,991,250.00	\$ 49,994,000.00	01/27/11
202731	300	REG	313384DC0	FHLB DISCOUNT NOTE	0.160	03/16/11	0.162	\$ 50,000,000.00	\$ 49,979,777.78	\$ 49,993,000.00	12/15/10
202732	300	REG	313384DC0	FHLB DISCOUNT NOTE	0.160	03/16/11	0.162	\$ 50,000,000.00	\$ 49,979,777.78	\$ 49,993,000.00	12/15/10
202957	300	REG	313384DC0	FHLB DISCOUNT NOTE	0.170	03/16/11	0.172	\$ 29,085,000.00	\$ 29,074,287.02	\$ 29,080,928.10	12/28/10
203256	300	REG	313384DE6	FHLB DISCOUNT NOTE	0.165	03/18/11	0.167	\$ 30,000,000.00	\$ 29,992,025.00	\$ 29,995,500.00	01/19/11
203257	300	REG	313384DE6	FHLB DISCOUNT NOTE	0.165	03/18/11	0.167	\$ 25,000,000.00	\$ 24,993,354.17	\$ 24,996,250.00	01/19/11
203327	300	REG	313384DE6	FHLB DISCOUNT NOTE	0.160	03/18/11	0.162	\$ 50,000,000.00	\$ 49,988,222.22	\$ 49,992,500.00	01/24/11
203328	300	REG	313384DE6	FHLB DISCOUNT NOTE	0.160	03/18/11	0.162	\$ 50,000,000.00	\$ 49,988,222.22	\$ 49,992,500.00	01/24/11
203402	300	REG	313384DE6	FHLB DISCOUNT NOTE	0.160	03/18/11	0.162	\$ 32,275,000.00	\$ 32,267,827.78	\$ 32,270,158.75	01/27/11
203360	300	REG	313384DM8	FHLB DISCOUNT NOTE	0.170	03/25/11	0.172	\$ 1,724,000.00	\$ 1,723,527.82	\$ 1,723,706.92	01/26/11
203361	300	REG	313384DM8	FHLB DISCOUNT NOTE	0.170	03/25/11	0.172	\$ 6,282,000.00	\$ 6,280,279.43	\$ 6,280,932.06	01/26/11
203404	300	REG	313384DM8	FHLB DISCOUNT NOTE	0.165	03/25/11	0.167	\$ 50,000,000.00	\$ 49,986,937.50	\$ 49,991,500.00	01/27/11
203424	300	REG	313384DM8	FHLB DISCOUNT NOTE	0.160	03/25/11	0.162	\$ 4,144,000.00	\$ 4,142,968.60	\$ 4,143,295.52	01/28/11
203444	300	REG	313384DS5	FHLB DISCOUNT NOTE	0.155	03/30/11	0.157	\$ 4,452,000.00	\$ 4,450,888.24	\$ 4,451,154.12	01/31/11
203445	300	REG	313384DS5	FHLB DISCOUNT NOTE	0.155	03/30/11	0.157	\$ 18,570,000.00	\$ 18,565,362.66	\$ 18,566,471.70	01/31/11
203446	300	REG	313384DS5	FHLB DISCOUNT NOTE	0.155	03/30/11	0.157	\$ 5,937,000.00	\$ 5,935,517.40	\$ 5,935,871.97	01/31/11
203447	300	REG	313384DS5	FHLB DISCOUNT NOTE	0.155	03/30/11	0.157	\$ 23,559,000.00	\$ 23,553,116.79	\$ 23,554,523.79	01/31/11
								\$ 1,590,433,000.00	\$ 1,590,087,026.20	\$ 1,590,328,386.40	
202648	300	REG	313396BH5	FHLMC DISCOUNT NOTE	0.130	02/01/11	0.132	\$ 5,140,000.00	\$ 5,139,016.26	\$ 5,140,000.00	12/10/10
202649	300	REG	313396BH5	FHLMC DISCOUNT NOTE	0.130	02/01/11	0.132	\$ 16,045,000.00	\$ 16,041,929.17	\$ 16,045,000.00	12/10/10
202958	300	REG	313396BP7	FHLMC DISCOUNT NOTE	0.100	02/07/11	0.100	\$ 50,000,000.00	\$ 49,994,305.56	\$ 49,999,000.00	12/28/10
202334	300	REG	313396BW2	FHLMC DISCOUNT NOTE	0.180	02/14/11	0.183	\$ 50,000,000.00	\$ 49,980,750.00	\$ 49,998,000.00	11/29/10
203035	300	REG	313396BX0	FHLMC DISCOUNT NOTE	0.140	02/15/11	0.142	\$ 22,535,000.00	\$ 22,531,319.28	\$ 22,534,098.60	01/04/11
202243	300	REG	313396CE1	FHLMC DISCOUNT NOTE	0.160	02/22/11	0.162	\$ 17,194,000.00	\$ 17,187,045.98	\$ 17,192,968.36	11/23/10
202331	300	REG	313396CE1	FHLMC DISCOUNT NOTE	0.185	02/22/11	0.188	\$ 45,536,000.00	\$ 45,516,109.62	\$ 45,533,267.84	11/29/10
202935	300	REG	313396CG6	FHLMC DISCOUNT NOTE	0.120	02/24/11	0.122	\$ 50,000,000.00	\$ 49,990,166.67	\$ 49,996,500.00	12/27/10
202936	300	REG	313396CG6	FHLMC DISCOUNT NOTE	0.120	02/24/11	0.122	\$ 21,923,000.00	\$ 21,918,688.48	\$ 21,921,465.39	12/27/10
202412	300	REG	313396CL5	FHLMC DISCOUNT NOTE	0.190	02/28/11	0.190	\$ 50,000,000.00	\$ 49,976,777.78	\$ 49,996,000.00	12/02/10
203070	300	REG	313396CT8	FHLMC DISCOUNT NOTE	0.155	03/07/11	0.157	\$ 50,000,000.00	\$ 49,986,868.06	\$ 49,994,500.00	01/05/11
202381	300	REG	313396DQ3	FHLMC DISCOUNT NOTE	0.195	03/28/11	0.198	\$ 50,000,000.00	\$ 49,968,312.50	\$ 49,991,000.00	12/01/10
202482	300	REG	313396EM1	FHLMC DISCOUNT NOTE	0.195	04/18/11	0.198	\$ 50,000,000.00	\$ 49,963,166.67	\$ 49,985,000.00	12/03/10
202483	300	REG	313396EM1	FHLMC DISCOUNT NOTE	0.195	04/18/11	0.198	\$ 25,000,000.00	\$ 24,981,583.33	\$ 24,992,500.00	12/03/10
202484	300	REG	313396FY4	FHLMC DISCOUNT NOTE	0.210	05/23/11	0.213	\$ 50,000,000.00	\$ 49,950,125.00	\$ 49,977,000.00	12/03/10
202485	300	REG	313396FY4	FHLMC DISCOUNT NOTE	0.210	05/23/11	0.213	\$ 50,000,000.00	\$ 49,950,125.00	\$ 49,977,000.00	12/03/10
202989	300	REG	313396HC0	FHLMC DISCOUNT NOTE	0.220	06/20/11	0.223	\$ 25,000,000.00	\$ 24,973,722.22	\$ 24,984,500.00	12/30/10
202486	300	REG	313396HG1	FHLMC DISCOUNT NOTE	0.215	06/24/11	0.218	\$ 50,000,000.00	\$ 49,939,381.94	\$ 49,968,000.00	12/03/10
202487	300	REG	313396HG1	FHLMC DISCOUNT NOTE	0.215	06/24/11	0.218	\$ 50,000,000.00	\$ 49,939,381.94	\$ 49,968,000.00	12/03/10
								\$ 728,373,000.00	\$ 727,928,775.46	\$ 728,193,800.19	
198475	301	REG	3136FMS96	FNMA DEBENTURE	2.250	07/15/15	2.250	\$ 13,000,000.00	\$ 13,000,000.00	\$ 13,054,730.00	07/15/10
								\$ 13,000,000.00	\$ 13,000,000.00	\$ 13,054,730.00	
202539	300	REG	313588BJ3	FNMA DISCOUNT NOTE	0.130	02/02/11	0.132	\$ 3,204,000.00	\$ 3,203,352.08	\$ 3,204,000.00	12/08/10
202542	300	REG	313588BJ3	FNMA DISCOUNT NOTE	0.130	02/02/11	0.132	\$ 39,685,000.00	\$ 39,676,974.81	\$ 39,685,000.00	12/08/10
202543	300	REG	313588BJ3	FNMA DISCOUNT NOTE	0.130	02/02/11	0.132	\$ 10,037,000.00	\$ 10,034,970.30	\$ 10,037,000.00	12/08/10
202544	300	REG	313588BJ3	FNMA DISCOUNT NOTE	0.130	02/02/11	0.132	\$ 3,577,000.00	\$ 3,576,276.65	\$ 3,577,000.00	12/08/10
203222	300	REG	313588BW4	FNMA DISCOUNT NOTE	0.150	02/14/11	0.152	\$ 35,914,000.00	\$ 35,909,959.67	\$ 35,912,563.44	01/18/11
202222	300	REG	313588BY0	FNMA DISCOUNT NOTE	0.160	02/16/11	0.162	\$ 50,000,000.00	\$ 49,981,111.11	\$ 49,997,500.00	11/23/10

PGM: INVS_MONTHEND_INVENTORY
 SOURCE: VisualQED
 MODEL: INVENTORY
 BASIS: SETTLEMENT
 AS-OF: 1/31/2011

JOSH MANDEL
 TREASURER, STATE OF OHIO

INVESTMENT INVENTORY
 SETTLED POSITIONS AS OF: 1/31/11

INVT#	FUND	FUND	CUSIP	DESCRIPTION	RATE	MATURITY	YIELD	PAR AMOUNT	BOOK VALUE	MARKET VALUE	1ST PUR
202988	300	REG	313588BZ7	FNMA DISCOUNT NOTE	0.100	02/17/11	0.100	\$ 50,000,000.00	\$ 49,993,194.44	\$ 49,997,500.00	12/30/10
203069	300	REG	313588BZ7	FNMA DISCOUNT NOTE	0.150	02/17/11	0.152	\$ 38,000,000.00	\$ 37,993,191.67	\$ 37,998,100.00	01/05/11
202260	300	REG	313588CU7	FNMA DISCOUNT NOTE	0.170	03/08/11	0.172	\$ 25,000,000.00	\$ 24,987,722.22	\$ 24,997,000.00	11/24/10
203335	300	REG	313588CW3	FNMA DISCOUNT NOTE	0.160	03/10/11	0.162	\$ 50,000,000.00	\$ 49,990,222.22	\$ 49,994,000.00	01/25/11
203336	300	REG	313588CW3	FNMA DISCOUNT NOTE	0.160	03/10/11	0.162	\$ 50,000,000.00	\$ 49,990,222.22	\$ 49,994,000.00	01/25/11
203347	300	REG	313588CW3	FNMA DISCOUNT NOTE	0.165	03/10/11	0.167	\$ 19,438,000.00	\$ 19,434,169.09	\$ 19,435,667.44	01/26/11
203349	300	REG	313588CW3	FNMA DISCOUNT NOTE	0.165	03/10/11	0.167	\$ 19,789,000.00	\$ 19,785,099.92	\$ 19,786,625.32	01/26/11
203350	300	REG	313588CW3	FNMA DISCOUNT NOTE	0.165	03/10/11	0.167	\$ 50,000,000.00	\$ 49,990,145.83	\$ 49,994,000.00	01/26/11
203352	300	REG	313588CW3	FNMA DISCOUNT NOTE	0.165	03/10/11	0.167	\$ 24,133,000.00	\$ 24,128,243.79	\$ 24,130,104.04	01/26/11
203353	300	REG	313588CW3	FNMA DISCOUNT NOTE	0.165	03/10/11	0.167	\$ 19,093,000.00	\$ 19,089,237.09	\$ 19,090,708.84	01/26/11
203371	300	REG	313588CW3	FNMA DISCOUNT NOTE	0.160	03/10/11	0.162	\$ 50,000,000.00	\$ 49,990,444.44	\$ 49,994,000.00	01/26/11
203372	300	REG	313588CW3	FNMA DISCOUNT NOTE	0.160	03/10/11	0.162	\$ 50,000,000.00	\$ 49,990,444.44	\$ 49,994,000.00	01/26/11
203373	300	REG	313588CW3	FNMA DISCOUNT NOTE	0.160	03/10/11	0.162	\$ 37,897,000.00	\$ 37,889,757.46	\$ 37,892,452.36	01/26/11
202856	300	REG	313588DA0	FNMA DISCOUNT NOTE	0.155	03/14/11	0.157	\$ 25,015,000.00	\$ 25,006,168.32	\$ 25,011,497.90	12/22/10
202898	300	REG	313588DA0	FNMA DISCOUNT NOTE	0.155	03/14/11	0.157	\$ 45,085,000.00	\$ 45,069,276.61	\$ 45,078,688.10	12/23/10
203305	300	REG	313588DB8	FNMA DISCOUNT NOTE	0.160	03/15/11	0.162	\$ 27,447,000.00	\$ 27,440,534.71	\$ 27,443,157.42	01/21/11
203329	300	REG	313588EG6	FNMA DISCOUNT NOTE	0.170	04/13/11	0.172	\$ 50,000,000.00	\$ 49,981,347.22	\$ 49,986,000.00	01/24/11
203345	300	REG	313588EP6	FNMA DISCOUNT NOTE	0.175	04/20/11	0.178	\$ 28,800,000.00	\$ 28,788,100.00	\$ 28,791,360.00	01/25/11
203443	300	REG	313588EP6	FNMA DISCOUNT NOTE	0.165	04/20/11	0.167	\$ 50,000,000.00	\$ 49,981,895.83	\$ 49,985,000.00	01/31/11
202733	300	REG	313588FB6	FNMA DISCOUNT NOTE	0.180	05/02/11	0.182	\$ 50,000,000.00	\$ 49,965,500.00	\$ 49,981,000.00	12/15/10
203330	300	REG	313588FJ9	FNMA DISCOUNT NOTE	0.175	05/09/11	0.178	\$ 24,400,000.00	\$ 24,387,545.83	\$ 24,390,240.00	01/24/11
								\$ 926,514,000.00	\$ 926,255,107.97	\$ 926,378,164.86	
201975	301	REG	3136FPC47	FNMA MULTI STEP COUPON BOND	1.375	12/07/15	1.375	\$ 15,000,000.00	\$ 15,000,000.00	\$ 14,948,100.00	12/07/10
201976	301	REG	3136FPC47	FNMA MULTI STEP COUPON BOND	1.375	12/07/15	1.375	\$ 15,000,000.00	\$ 15,000,000.00	\$ 14,948,100.00	12/07/10
202963	301	REG	3136FPR66	FNMA MULTI STEP COUPON BOND	2.000	12/30/15	2.048	\$ 50,000,000.00	\$ 49,875,000.00	\$ 49,774,000.00	12/30/10
								\$ 80,000,000.00	\$ 79,875,000.00	\$ 79,670,200.00	
194016	301	REG	46513F7Q6	ISRAEL BOND	2.400	11/01/12	2.400	\$ 4,785,000.00	\$ 4,785,000.00	\$ 4,785,000.00	11/09/09
197737	301	REG	46513GFC6	ISRAEL BOND	1.650	06/01/13	1.650	\$ 6,115,000.00	\$ 6,115,000.00	\$ 6,115,000.00	06/08/10
197736	301	REG	46513GQC4	ISRAEL BOND	1.750	06/01/13	1.750	\$ 4,100,000.00	\$ 4,100,000.00	\$ 4,100,000.00	06/08/10
197133	301	REG	46513GQY6	ISRAEL BOND	2.930	05/01/15	2.930	\$ 10,000,000.00	\$ 10,000,000.00	\$ 10,000,000.00	05/08/10
								\$ 25,000,000.00	\$ 25,000,000.00	\$ 25,000,000.00	
184539	300	REG	38141W273	GOLDMAN SACHS FIN SQ GOVT #465	0.070		0.070	\$ 109,260,440.26	\$ 109,260,440.26	\$ 109,260,440.26	01/30/08
184510	304	REG	38141W273	GOLDMAN SACHS FIN SQ GOVT #465	0.070		0.070	\$ 228,394.73	\$ 228,394.73	\$ 228,394.73	01/29/08
170509	300	REG	4812C0670	JP MORGAN US GOVT MMKT #3164	0.040		0.040	\$ 76,344,207.17	\$ 76,344,207.17	\$ 76,344,207.17	03/31/05
180005	301	REG	4812C0670	JP MORGAN US GOVT MMKT #3164	0.040		0.040	\$ 196,729.47	\$ 196,729.47	\$ 196,729.47	02/28/07
194983	304	REG	MMKT00177	KEY/TOS INVESTMENT MATURITIES	0.200		0.200	\$ 253,309,303.34	\$ 253,309,303.34	\$ 253,309,303.34	02/17/10
								\$ 439,339,074.97	\$ 439,339,074.97	\$ 439,339,074.97	
193190	300	REG	VOWSW300	NOW ACCOUNT - SWEEP ACT - 300	0.100			\$ 28,864,575.98	\$ 28,864,575.98	\$ 28,864,575.98	08/10/09
								\$ 28,864,575.98	\$ 28,864,575.98	\$ 28,864,575.98	
154433	300	REG	STAR30012	STAR OHIO 10010	0.110		0.110	\$ 253,046,685.66	\$ 253,046,685.66	\$ 253,046,685.66	03/28/02
182202	301	REG	STAR30129	STAR OHIO 70933	0.110		0.110	\$ 45,505,537.41	\$ 45,505,537.41	\$ 45,505,537.41	08/23/07
174457	304	REG	STAR30418	STAR OHIO 63942	0.110		0.110	\$ 141,031,155.40	\$ 141,031,155.40	\$ 141,031,155.40	01/26/06
								\$ 439,583,378.47	\$ 439,583,378.47	\$ 439,583,378.47	
201817	304	REG	912828PE4	US TREASURY NOTE	1.250	10/31/15	1.088	\$ 25,000,000.00	\$ 25,195,312.50	\$ 24,326,250.00	11/08/10
201818	304	REG	912828PE4	US TREASURY NOTE	1.250	10/31/15	1.101	\$ 35,000,000.00	\$ 35,251,562.50	\$ 34,056,750.00	11/09/10
201819	304	REG	912828PE4	US TREASURY NOTE	1.250	10/31/15	1.106	\$ 25,000,000.00	\$ 25,173,828.12	\$ 24,326,250.00	11/09/10
201846	304	REG	912828PE4	US TREASURY NOTE	1.250	10/31/15	1.127	\$ 35,000,000.00	\$ 35,207,812.50	\$ 34,056,750.00	11/09/10
201874	304	REG	912828PE4	US TREASURY NOTE	1.250	10/31/15	1.227	\$ 20,000,000.00	\$ 20,021,875.00	\$ 19,461,000.00	11/10/10
201909	304	REG	912828PE4	US TREASURY NOTE	1.250	10/31/15	1.264	\$ 35,000,000.00	\$ 34,976,757.83	\$ 34,056,750.00	11/15/10
201946	304	REG	912828PE4	US TREASURY NOTE	1.250	10/31/15	1.348	\$ 15,000,000.00	\$ 14,929,687.50	\$ 14,595,750.00	11/15/10

PGM: INVS_MONTHEND_INVENTORY
 SOURCE: VisualQED
 MODEL: INVENTORY
 BASIS: SETTLEMENT
 AS-OF: 1/31/2011

JOSH MANDEL
 TREASURER, STATE OF OHIO

INVESTMENT INVENTORY
 SETTLED POSITIONS AS OF: 1/31/11

INVST#	FUND	FUND	CUSIP	DESCRIPTION	RATE	MATURITY	YIELD	PAR AMOUNT	BOOK VALUE	MARKET VALUE	1ST PUR
201947	304	REG	912828PE4	US TREASURY NOTE	1.250	10/31/15	1.273	\$ 15,000,000.00	\$ 14,983,593.75	\$ 14,595,750.00	11/15/10
201948	304	REG	912828PE4	US TREASURY NOTE	1.250	10/31/15	1.358	\$ 25,000,000.00	\$ 24,871,093.75	\$ 24,326,250.00	11/15/10
202210	304	REG	912828PE4	US TREASURY NOTE	1.250	10/31/15	1.377	\$ 10,000,000.00	\$ 9,939,453.13	\$ 9,730,500.00	11/24/10
202211	304	REG	912828PE4	US TREASURY NOTE	1.250	10/31/15	1.368	\$ 10,000,000.00	\$ 9,943,750.00	\$ 9,730,500.00	11/24/10
202387	304	REG	912828PJ3	US TREASURY NOTE	1.375	11/30/15	1.453	\$ 35,000,000.00	\$ 34,868,750.00	\$ 34,185,200.00	12/01/10
202532	304	REG	912828PJ3	US TREASURY NOTE	1.375	11/30/15	1.598	\$ 25,000,000.00	\$ 24,734,375.00	\$ 24,418,000.00	12/08/10
202613	304	REG	912828PJ3	US TREASURY NOTE	1.375	11/30/15	1.841	\$ 25,000,000.00	\$ 24,449,218.75	\$ 24,418,000.00	12/10/10
								\$ 335,000,000.00	\$ 334,547,070.33	\$ 326,283,700.00	
190266	303	REG	LD0908292	FARMERS & MERCHANTS STATE BANK	0.150	02/02/11	0.150	\$ 85,470.33	\$ 85,470.33	\$ 85,470.33	02/02/09
190268	303	REG	LD0908300	FARMERS & MERCHANTS STATE BANK	0.150	02/02/11	0.150	\$ 178,381.72	\$ 178,381.72	\$ 178,381.72	02/02/09
190269	303	REG	LD0908318	National City Bank DNU merger	0.150	02/02/11	0.150	\$ 400,000.00	\$ 400,000.00	\$ 400,000.00	02/02/09
190270	303	REG	LD0908326	National City Bank DNU merger	0.150	02/02/11	0.150	\$ 384,582.18	\$ 384,582.18	\$ 384,582.18	02/02/09
190280	303	REG	LD0908334	AMERICAN SAVINGS BANK, FSB	0.150	02/03/11	0.150	\$ 201,972.90	\$ 201,972.90	\$ 201,972.90	02/03/09
190281	303	REG	LD0908342	AMERICAN SAVINGS BANK, FSB	0.150	02/03/11	0.150	\$ 57,316.99	\$ 57,316.99	\$ 57,316.99	02/03/09
190284	303	REG	LD0908375	FORT JENNINGS STATE BANK	0.150	02/03/11	0.150	\$ 63,720.56	\$ 63,720.56	\$ 63,720.56	02/03/09
190285	303	REG	LD0908383	FIRSTMERIT BANK, NA	0.150	02/03/11	0.150	\$ 135,333.66	\$ 135,333.66	\$ 135,333.66	02/03/09
190286	303	REG	LD0908391	NATIONAL BANK OF OAK HARBOR	0.150	02/03/11	0.150	\$ 125,399.39	\$ 125,399.39	\$ 125,399.39	02/03/09
190287	303	REG	LD0908409	National City Bank DNU merger	0.150	02/03/11	0.150	\$ 118,309.25	\$ 118,309.25	\$ 118,309.25	02/03/09
190288	303	REG	LD0908417	National City Bank DNU merger	0.150	02/03/11	0.150	\$ 125,159.99	\$ 125,159.99	\$ 125,159.99	02/03/09
190324	303	REG	LD0908433	FIRST FEDERAL BANK OF THE MIDWEST	0.150	02/04/11	0.150	\$ 66,275.83	\$ 66,275.83	\$ 66,275.83	02/05/09
190325	303	REG	LD0908441	MIDDLEFIELD BANKING CO	0.150	02/04/11	0.150	\$ 89,658.81	\$ 89,658.81	\$ 89,658.81	02/05/09
190326	303	REG	LD0908458	PORTAGE COMMUNITY BANK	0.150	02/04/11	0.150	\$ 73,557.95	\$ 73,557.95	\$ 73,557.95	02/05/09
190362	303	REG	LD0908466	THE OHIO STATE BANK *	0.150	02/04/11	0.150	\$ 209,212.94	\$ 209,212.94	\$ 209,212.94	02/05/09
190340	303	REG	LD0908474	FIRST FINANCIAL BANK, NA	0.150	02/04/11	0.150	\$ 219,517.74	\$ 219,517.74	\$ 219,517.74	02/06/09
190341	303	REG	LD0908482	FARMERS NATIONAL BANK, CANFIELD	0.150	02/04/11	0.150	\$ 176,778.55	\$ 176,778.55	\$ 176,778.55	02/06/09
190343	303	REG	LD0908508	FARMERS NATIONAL BANK, CANFIELD	0.150	02/04/11	0.150	\$ 93,156.48	\$ 93,156.48	\$ 93,156.48	02/06/09
190344	303	REG	LD0908516	National City Bank DNU merger	0.150	02/04/11	0.150	\$ 379,187.06	\$ 379,187.06	\$ 379,187.06	02/06/09
190345	303	REG	LD0908524	National City Bank DNU merger	0.150	02/04/11	0.150	\$ 157,958.39	\$ 157,958.39	\$ 157,958.39	02/06/09
190346	303	REG	LD0908532	National City Bank DNU merger	0.150	02/04/11	0.150	\$ 88,109.70	\$ 88,109.70	\$ 88,109.70	02/06/09
190347	303	REG	LD0908540	HUNTINGTON NATIONAL BANK, NA	0.150	02/04/11	0.150	\$ 2,760.99	\$ 2,760.99	\$ 2,760.99	02/06/09
190348	303	REG	LD0908557	HUNTINGTON NATIONAL BANK, NA	0.150	02/04/11	0.150	\$ 178,096.61	\$ 178,096.61	\$ 178,096.61	02/06/09
190349	303	REG	LD0908565	HUNTINGTON NATIONAL BANK, NA	0.150	02/04/11	0.150	\$ 107,411.69	\$ 107,411.69	\$ 107,411.69	02/06/09
190354	303	REG	LD0908573	CITIZENS SAVINGS BANK, MARTINS F	0.150	02/04/11	0.150	\$ 77,479.38	\$ 77,479.38	\$ 77,479.38	02/06/09
190363	303	REG	LD0908581	PARK NATIONAL BANK	0.150	02/09/11	0.150	\$ 47,970.14	\$ 47,970.14	\$ 47,970.14	02/09/09
190364	303	REG	LD0908599	United Bank, div Park DNU	0.150	02/09/11	0.150	\$ 47,308.61	\$ 47,308.61	\$ 47,308.61	02/09/09
190365	303	REG	LD0908607	FIRSTMERIT BANK, NA	0.150	02/09/11	0.150	\$ 111,494.81	\$ 111,494.81	\$ 111,494.81	02/09/09
190366	303	REG	LD0908615	PORTAGE COMMUNITY BANK	0.150	02/09/11	0.150	\$ 59,041.66	\$ 59,041.66	\$ 59,041.66	02/09/09
190367	303	REG	LD0908623	HUNTINGTON NATIONAL BANK, NA	0.150	02/09/11	0.150	\$ 114,648.79	\$ 114,648.79	\$ 114,648.79	02/09/09
190382	303	REG	LD0908631	FIRST CITIZENS NATIONAL BANK	0.150	02/10/11	0.150	\$ 70,334.41	\$ 70,334.41	\$ 70,334.41	02/10/09
190387	303	REG	LD0908649	FORT JENNINGS STATE BANK	0.150	02/10/11	0.150	\$ 222,012.49	\$ 222,012.49	\$ 222,012.49	02/10/09
190388	303	REG	LD0908656	FIRST FEDERAL BANK OF THE MIDWEST	0.150	02/10/11	0.150	\$ 34,363.03	\$ 34,363.03	\$ 34,363.03	02/10/09
190389	303	REG	LD0908664	National City Bank DNU merger	0.150	02/10/11	0.150	\$ 289,413.35	\$ 289,413.35	\$ 289,413.35	02/10/09
190390	303	REG	LD0908672	National City Bank DNU merger	0.150	02/10/11	0.150	\$ 243,662.90	\$ 243,662.90	\$ 243,662.90	02/10/09
190391	303	REG	LD0908680	FIRST NATIONAL BANK OF SYCAMORE	0.150	02/10/11	0.150	\$ 308,081.21	\$ 308,081.21	\$ 308,081.21	02/10/09
190392	303	REG	LD0908698	FARMERS NATIONAL BANK, CANFIELD	0.150	02/10/11	0.150	\$ 350,260.52	\$ 350,260.52	\$ 350,260.52	02/10/09
190393	303	REG	LD0908706	FARMERS NATIONAL BANK, CANFIELD	0.150	02/10/11	0.150	\$ 350,332.94	\$ 350,332.94	\$ 350,332.94	02/10/09
190394	303	REG	LD0908714	STATE BANK & TRUST COMPANY	0.150	02/10/11	0.150	\$ 200,000.00	\$ 200,000.00	\$ 200,000.00	02/10/09
190395	303	REG	LD0908722	STATE BANK & TRUST COMPANY	0.150	02/10/11	0.150	\$ 200,000.00	\$ 200,000.00	\$ 200,000.00	02/10/09
190410	303	REG	LD0908730	LIBERTY NATIONAL BANK	0.150	02/10/11	0.150	\$ 100,918.49	\$ 100,918.49	\$ 100,918.49	02/10/09
190413	303	REG	LD0908748	National City Bank DNU merger	0.150	02/11/11	0.150	\$ 70,248.75	\$ 70,248.75	\$ 70,248.75	02/11/09
190415	303	REG	LD0908771	FIRST CITIZENS NATIONAL BANK	0.150	02/11/11	0.150	\$ 17,691.05	\$ 17,691.05	\$ 17,691.05	02/11/09
190416	303	REG	LD0908789	FARMERS NATIONAL BANK, CANFIELD	0.150	02/11/11	0.150	\$ 74,018.73	\$ 74,018.73	\$ 74,018.73	02/11/09
190417	303	REG	LD0908797	FARMERS NATIONAL BANK, CANFIELD	0.150	02/11/11	0.150	\$ 64,307.33	\$ 64,307.33	\$ 64,307.33	02/11/09
190418	303	REG	LD0908805	NCB, FSB	0.150	02/11/11	0.150	\$ 23,095.26	\$ 23,095.26	\$ 23,095.26	02/11/09
190419	303	REG	LD0908813	HUNTINGTON NATIONAL BANK, NA	0.150	02/11/11	0.150	\$ 83,916.55	\$ 83,916.55	\$ 83,916.55	02/11/09

PGM: INVS_MONTHEND_INVENTORY
 SOURCE: VisualQED
 MODEL: INVENTORY
 BASIS: SETTLEMENT
 AS-OF: 1/31/2011

JOSH MANDEL
 TREASURER, STATE OF OHIO

INVESTMENT INVENTORY
 SETTLED POSITIONS AS OF: 1/31/11

INVS#	FUND	FUND	CUSIP	DESCRIPTION	RATE	MATURITY	YIELD	PAR AMOUNT	BOOK VALUE	MARKET VALUE	1ST PUR
190420	303	REG	LD0908821	MIDDLEFIELD BANKING CO	0.150	02/11/11	0.150	\$ 225,056.71	\$ 225,056.71	\$ 225,056.71	02/11/09
190435	303	REG	LD0908839	CORTLAND SAVINGS & BANKING CO	0.150	02/11/11	0.150	\$ 65,491.61	\$ 65,491.61	\$ 65,491.61	02/12/09
190436	303	REG	LD0908847	NATIONAL BANK OF OAK HARBOR	0.150	02/11/11	0.150	\$ 92,955.57	\$ 92,955.57	\$ 92,955.57	02/12/09
190437	303	REG	LD0908854	National City Bank DNU merger	0.150	02/11/11	0.150	\$ 200,420.16	\$ 200,420.16	\$ 200,420.16	02/12/09
190438	303	REG	LD0908862	CITIZENS NATIONAL OF BLUFFTON	0.150	02/11/11	0.150	\$ 66,458.99	\$ 66,458.99	\$ 66,458.99	02/12/09
190439	303	REG	LD0908870	FIRST CITIZENS NATIONAL BANK	0.150	02/11/11	0.150	\$ 9,536.56	\$ 9,536.56	\$ 9,536.56	02/12/09
190455	303	REG	LD0908888	Second NB, div Park DNU	0.150	02/11/11	0.150	\$ 55,625.59	\$ 55,625.59	\$ 55,625.59	02/13/09
190459	303	REG	LD0908896	FIRST CITIZENS NATIONAL BANK	0.150	02/11/11	0.150	\$ 185,541.01	\$ 185,541.01	\$ 185,541.01	02/13/09
190461	303	REG	LD0908904	WAYNE SAVINGS COMMUNITY BANK	0.150	02/11/11	0.150	\$ 298,172.97	\$ 298,172.97	\$ 298,172.97	02/13/09
190462	303	REG	LD0908912	NATIONAL BANK OF OAK HARBOR	0.150	02/11/11	0.150	\$ 31,940.29	\$ 31,940.29	\$ 31,940.29	02/13/09
190464	303	REG	LD0908920	ADVANTAGE BANK *	0.150	02/11/11	0.150	\$ 144,391.35	\$ 144,391.35	\$ 144,391.35	02/13/09
190471	303	REG	LD0908938	FARMERS NATIONAL BANK, CANFIELD	0.150	02/11/11	0.150	\$ 358,105.31	\$ 358,105.31	\$ 358,105.31	02/13/09
190472	303	REG	LD0908946	COMMERCIAL & SAVINGS BANK, MILLE	0.150	02/11/11	0.150	\$ 379,942.63	\$ 379,942.63	\$ 379,942.63	02/13/09
190476	303	REG	LD0908953	CITIZENS NATIONAL BANK, CHILLICO	0.150	02/17/11	0.150	\$ 111,008.40	\$ 111,008.40	\$ 111,008.40	02/17/09
190477	303	REG	LD0908961	WESTERN RESERVE BANK	0.150	02/17/11	0.150	\$ 201,566.41	\$ 201,566.41	\$ 201,566.41	02/17/09
190478	303	REG	LD0908979	CITIZENS NATIONAL OF BLUFFTON	0.150	02/17/11	0.150	\$ 300,000.00	\$ 300,000.00	\$ 300,000.00	02/17/09
190479	303	REG	LD0908987	ADVANTAGE BANK *	0.150	02/17/11	0.150	\$ 237,556.37	\$ 237,556.37	\$ 237,556.37	02/17/09
190490	303	REG	LD0908995	OLD FORT BANKING COMPANY	0.150	02/18/11	0.150	\$ 315,986.61	\$ 315,986.61	\$ 315,986.61	02/18/09
190491	303	REG	LD0909001	FARMERS NATIONAL BANK, CANFIELD	0.150	02/18/11	0.150	\$ 325,643.58	\$ 325,643.58	\$ 325,643.58	02/18/09
190492	303	REG	LD0909019	FARMERS NATIONAL BANK, CANFIELD	0.150	02/18/11	0.150	\$ 124,145.88	\$ 124,145.88	\$ 124,145.88	02/18/09
190493	303	REG	LD0909027	HUNTINGTON NATIONAL BANK, NA	0.150	02/18/11	0.150	\$ 154,657.44	\$ 154,657.44	\$ 154,657.44	02/18/09
190494	303	REG	LD0909035	National City Bank DNU merger	0.150	02/18/11	0.150	\$ 279,770.98	\$ 279,770.98	\$ 279,770.98	02/18/09
190497	303	REG	LD0909043	FIRST FEDERAL BANK OF THE MIDWEST	0.150	02/18/11	0.150	\$ 400,000.00	\$ 400,000.00	\$ 400,000.00	02/18/09
190513	303	REG	LD0909050	Second NB, div Park DNU	0.150	02/18/11	0.150	\$ 132,998.88	\$ 132,998.88	\$ 132,998.88	02/19/09
190515	303	REG	LD0909076	OSGOOD STATE BANK	0.150	02/18/11	0.150	\$ 55,612.10	\$ 55,612.10	\$ 55,612.10	02/19/09
190522	303	REG	LD0909084	OLD FORT BANKING COMPANY	0.150	02/18/11	0.150	\$ 18,579.02	\$ 18,579.02	\$ 18,579.02	02/19/09
190531	303	REG	LD0909092	National City Bank DNU merger	0.150	02/18/11	0.150	\$ 128,812.70	\$ 128,812.70	\$ 128,812.70	02/20/09
190532	303	REG	LD0909100	National City Bank DNU merger	0.150	02/18/11	0.150	\$ 400,000.00	\$ 400,000.00	\$ 400,000.00	02/20/09
190533	303	REG	LD0909118	CITIZENS SAVINGS BANK, MARTINS F	0.150	02/18/11	0.150	\$ 66,979.20	\$ 66,979.20	\$ 66,979.20	02/20/09
190534	303	REG	LD0909126	CITIZENS SAVINGS BANK, MARTINS F	0.150	02/18/11	0.150	\$ 285,780.90	\$ 285,780.90	\$ 285,780.90	02/20/09
190535	303	REG	LD0909134	FARMERS & MERCHANTS STATE BANK	0.150	02/18/11	0.150	\$ 72,179.48	\$ 72,179.48	\$ 72,179.48	02/20/09
190555	303	REG	LD0909142	FIRST CITIZENS NATIONAL BANK	0.150	02/23/11	0.150	\$ 63,158.37	\$ 63,158.37	\$ 63,158.37	02/23/09
190557	303	REG	LD0909159	UNION BANK COMPANY, COLS GROVE	0.150	02/23/11	0.150	\$ 328,000.00	\$ 328,000.00	\$ 328,000.00	02/23/09
190556	303	REG	LD0909167	STATE BANK & TRUST COMPANY	0.150	02/23/11	0.150	\$ 237,000.00	\$ 237,000.00	\$ 237,000.00	02/23/09
190558	303	REG	LD0909175	WAYNE SAVINGS COMMUNITY BANK	0.150	02/23/11	0.150	\$ 299,340.58	\$ 299,340.58	\$ 299,340.58	02/23/09
190559	303	REG	LD0909183	OLD FORT BANKING COMPANY	0.150	02/23/11	0.150	\$ 208,347.83	\$ 208,347.83	\$ 208,347.83	02/23/09
190560	303	REG	LD0909191	National City Bank DNU merger	0.150	02/23/11	0.150	\$ 22,684.82	\$ 22,684.82	\$ 22,684.82	02/23/09
190561	303	REG	LD0909209	National City Bank DNU merger	0.150	02/23/11	0.150	\$ 90,570.06	\$ 90,570.06	\$ 90,570.06	02/23/09
190572	303	REG	LD0909217	FARMERS & MERCHANTS STATE BANK	0.150	02/24/11	0.150	\$ 90,499.35	\$ 90,499.35	\$ 90,499.35	02/24/09
190573	303	REG	LD0909225	National City Bank DNU merger	0.150	02/24/11	0.150	\$ 213,167.43	\$ 213,167.43	\$ 213,167.43	02/24/09
190574	303	REG	LD0909233	ANDOVER BANK	0.150	02/24/11	0.150	\$ 132,797.80	\$ 132,797.80	\$ 132,797.80	02/24/09
190575	303	REG	LD0909241	FIRST CITIZENS NATIONAL BANK	0.150	02/24/11	0.150	\$ 383,247.86	\$ 383,247.86	\$ 383,247.86	02/24/09
190605	303	REG	LD0909258	OLD FORT BANKING COMPANY	0.150	02/25/11	0.150	\$ 99,265.44	\$ 99,265.44	\$ 99,265.44	02/25/09
190607	303	REG	LD0909266	Commerce NB, div 1stMerchant DNU	0.150	02/25/11	0.150	\$ 311,172.49	\$ 311,172.49	\$ 311,172.49	02/25/09
190616	303	REG	LD0909274	FARMERS NATIONAL BANK, CANFIELD	0.150	02/25/11	0.150	\$ 43,703.04	\$ 43,703.04	\$ 43,703.04	02/26/09
190617	303	REG	LD0909282	LORAIN NATIONAL BANK	0.150	02/25/11	0.150	\$ 300,500.25	\$ 300,500.25	\$ 300,500.25	02/26/09
190625	303	REG	LD0909290	COMMUNITY BANK, CROOKSVILLE	0.150	02/25/11	0.150	\$ 87,993.96	\$ 87,993.96	\$ 87,993.96	02/27/09
190626	303	REG	LD0909308	FIRSTMERIT BANK, NA	0.150	02/25/11	0.150	\$ 274,194.75	\$ 274,194.75	\$ 274,194.75	02/27/09
190637	303	REG	LD0909332	AMERICAN SAVINGS BANK, FSB	0.150	02/25/11	0.150	\$ 94,640.78	\$ 94,640.78	\$ 94,640.78	02/27/09
190641	303	REG	LD0909340	HUNTINGTON NATIONAL BANK, NA	0.150	03/02/11	0.150	\$ 117,667.83	\$ 117,667.83	\$ 117,667.83	03/02/09
190642	303	REG	LD0909357	CITIZENS NATIONAL OF BLUFFTON	0.150	03/02/11	0.150	\$ 400,000.00	\$ 400,000.00	\$ 400,000.00	03/02/09
190643	303	REG	LD0909365	FARMERS & MERCHANTS STATE BANK	0.150	03/02/11	0.150	\$ 41,062.11	\$ 41,062.11	\$ 41,062.11	03/02/09
190644	303	REG	LD0909373	CORTLAND SAVINGS & BANKING CO	0.150	03/02/11	0.150	\$ 65,337.95	\$ 65,337.95	\$ 65,337.95	03/02/09
190646	303	REG	LD0909381	FARMERS NATIONAL BANK, CANFIELD	0.150	03/02/11	0.150	\$ 220,857.92	\$ 220,857.92	\$ 220,857.92	03/02/09
190647	303	REG	LD0909399	FARMERS NATIONAL BANK, CANFIELD	0.150	03/02/11	0.150	\$ 234,955.07	\$ 234,955.07	\$ 234,955.07	03/02/09
190653	303	REG	LD0909407	National City Bank DNU merger	0.150	03/03/11	0.150	\$ 34,900.60	\$ 34,900.60	\$ 34,900.60	03/03/09

PGM: INVS_MONTHEND_INVENTORY
 SOURCE: VisualQED
 MODEL: INVENTORY
 BASIS: SETTLEMENT
 AS-OF: 1/31/2011

JOSH MANDEL
 TREASURER, STATE OF OHIO

INVESTMENT INVENTORY
 SETTLED POSITIONS AS OF: 1/31/11

INVST#	FUND	FUND	CUSIP	DESCRIPTION	RATE	MATURITY	YIELD	PAR AMOUNT	BOOK VALUE	MARKET VALUE	1ST PUR
190678	303	REG	LD0909423	CITIZENS SAVINGS BANK, MARTINS F	0.150	03/04/11	0.150	\$ 54,350.25	\$ 54,350.25	\$ 54,350.25	03/04/09
190679	303	REG	LD0909431	National City Bank DNU merger	0.150	03/04/11	0.150	\$ 173,606.92	\$ 173,606.92	\$ 173,606.92	03/04/09
190701	303	REG	LD0909449	HEARTLAND BANK	0.150	03/04/11	0.150	\$ 62,881.29	\$ 62,881.29	\$ 62,881.29	03/05/09
190703	303	REG	LD0909464	FIRST FEDERAL BANK OFTHE MIDWEST	0.150	03/04/11	0.150	\$ 400,000.00	\$ 400,000.00	\$ 400,000.00	03/05/09
190704	303	REG	LD0909472	FIRSTMERIT BANK, NA	0.150	03/04/11	0.150	\$ 284,687.09	\$ 284,687.09	\$ 284,687.09	03/05/09
190716	303	REG	LD0909480	Century NB, div Park DNU	0.150	03/04/11	0.150	\$ 400,000.00	\$ 400,000.00	\$ 400,000.00	03/06/09
190717	303	REG	LD0909498	LIBERTY NATIONAL BANK	0.150	03/04/11	0.150	\$ 29,766.37	\$ 29,766.37	\$ 29,766.37	03/06/09
190718	303	REG	LD0909506	HUNTINGTON NATIONAL BANK, NA	0.150	03/04/11	0.150	\$ 308,847.79	\$ 308,847.79	\$ 308,847.79	03/06/09
190719	303	REG	LD0909514	National City Bank DNU merger	0.150	03/04/11	0.150	\$ 187,181.18	\$ 187,181.18	\$ 187,181.18	03/06/09
190732	303	REG	LD0909522	CROGHAN COLONIAL BANK	0.150	03/09/11	0.150	\$ 90,170.08	\$ 90,170.08	\$ 90,170.08	03/09/09
190733	303	REG	LD0909530	CORTLAND SAVINGS & BANKING CO	0.150	03/09/11	0.150	\$ 138,650.78	\$ 138,650.78	\$ 138,650.78	03/09/09
190734	303	REG	LD0909548	FIRST FEDERAL BANK OFTHE MIDWEST	0.150	03/09/11	0.150	\$ 314,590.54	\$ 314,590.54	\$ 314,590.54	03/09/09
190735	303	REG	LD0909555	CORTLAND SAVINGS & BANKING CO	0.150	03/09/11	0.150	\$ 156,365.20	\$ 156,365.20	\$ 156,365.20	03/09/09
190748	303	REG	LD0909571	National City Bank DNU merger	0.150	03/10/11	0.150	\$ 73,184.48	\$ 73,184.48	\$ 73,184.48	03/10/09
190749	303	REG	LD0909589	FARMERS NATIONAL BANK, CANFIELD	0.150	03/10/11	0.150	\$ 42,250.65	\$ 42,250.65	\$ 42,250.65	03/10/09
190750	303	REG	LD0909597	CORTLAND SAVINGS & BANKING CO	0.150	03/10/11	0.150	\$ 381,139.88	\$ 381,139.88	\$ 381,139.88	03/10/09
190751	303	REG	LD0909605	FIRSTMERIT BANK, NA	0.150	03/10/11	0.150	\$ 73,774.98	\$ 73,774.98	\$ 73,774.98	03/10/09
190765	303	REG	LD0909613	CITIZENS NATIONAL OF BLUFFTON	0.150	03/11/11	0.150	\$ 100,000.00	\$ 100,000.00	\$ 100,000.00	03/11/09
190766	303	REG	LD0909621	U.S. BANK, N.A.	0.150	03/11/11	0.150	\$ 128,722.89	\$ 128,722.89	\$ 128,722.89	03/11/09
190767	303	REG	LD0909639	U.S. BANK, N.A.	0.150	03/11/11	0.150	\$ 80,203.63	\$ 80,203.63	\$ 80,203.63	03/11/09
190771	303	REG	LD0909647	CITIZENS SAVINGS BANK, MARTINS F	0.150	03/11/11	0.150	\$ 41,221.65	\$ 41,221.65	\$ 41,221.65	03/11/09
190772	303	REG	LD0909654	FIRST CITIZENS NATIONAL BANK	0.150	03/11/11	0.150	\$ 13,841.36	\$ 13,841.36	\$ 13,841.36	03/11/09
190777	303	REG	LD0909662	National City Bank DNU merger	0.150	03/11/11	0.150	\$ 114,427.48	\$ 114,427.48	\$ 114,427.48	03/12/09
190789	303	REG	LD0909670	MIDDLEFIELD BANKING CO	0.150	03/11/11	0.150	\$ 187,391.99	\$ 187,391.99	\$ 187,391.99	03/12/09
190793	303	REG	LD0909688	National City Bank DNU merger	0.150	03/11/11	0.150	\$ 91,319.74	\$ 91,319.74	\$ 91,319.74	03/13/09
190794	303	REG	LD0909696	DELAWARE COUNTY BANK & TRUST CO*	0.150	03/11/11	0.150	\$ 31,007.27	\$ 31,007.27	\$ 31,007.27	03/13/09
190798	303	REG	LD0909704	FIRST CITIZENS NATIONAL BANK	0.150	03/11/11	0.150	\$ 400,000.00	\$ 400,000.00	\$ 400,000.00	03/13/09
190803	303	REG	LD0909712	WAYNE SAVINGS COMMUNITY BANK	0.150	03/16/11	0.150	\$ 344,882.98	\$ 344,882.98	\$ 344,882.98	03/16/09
190804	303	REG	LD0909720	National City Bank DNU merger	0.150	03/16/11	0.150	\$ 134,923.89	\$ 134,923.89	\$ 134,923.89	03/16/09
190805	303	REG	LD0909738	ShoreBank, Cleveland DNU	0.150	03/16/11	0.150	\$ 380,487.46	\$ 380,487.46	\$ 380,487.46	03/16/09
190806	303	REG	LD0909746	ShoreBank, Cleveland DNU	0.150	03/16/11	0.150	\$ 382,892.97	\$ 382,892.97	\$ 382,892.97	03/16/09
190812	303	REG	LD0909753	FORT JENNINGS STATE BANK	0.150	03/17/11	0.150	\$ 309,927.52	\$ 309,927.52	\$ 309,927.52	03/17/09
190813	303	REG	LD0909761	FORT JENNINGS STATE BANK	0.150	03/17/11	0.150	\$ 96,122.53	\$ 96,122.53	\$ 96,122.53	03/17/09
190814	303	REG	LD0909787	HUNTINGTON NATIONAL BANK, NA	0.150	03/17/11	0.150	\$ 17,814.54	\$ 17,814.54	\$ 17,814.54	03/17/09
190815	303	REG	LD0909795	HUNTINGTON NATIONAL BANK, NA	0.150	03/17/11	0.150	\$ 28,446.31	\$ 28,446.31	\$ 28,446.31	03/17/09
190816	303	REG	LD0909803	CITIZENS NATIONAL OF BLUFFTON	0.150	03/17/11	0.150	\$ 187,469.15	\$ 187,469.15	\$ 187,469.15	03/17/09
190848	303	REG	LD0909811	National City Bank DNU merger	0.150	03/18/11	0.150	\$ 94,973.09	\$ 94,973.09	\$ 94,973.09	03/18/09
190849	303	REG	LD0909829	DELAWARE COUNTY BANK & TRUST CO*	0.150	03/18/11	0.150	\$ 24,214.17	\$ 24,214.17	\$ 24,214.17	03/18/09
190850	303	REG	LD0909837	FARMERS & MERCHANTS STATE BANK	0.150	03/18/11	0.150	\$ 167,654.79	\$ 167,654.79	\$ 167,654.79	03/18/09
190851	303	REG	LD0909845	CHARTER ONE MAIN BR RBS CITIZENS	0.150	03/18/11	0.150	\$ 100,000.00	\$ 100,000.00	\$ 100,000.00	03/18/09
190866	303	REG	LD0909878	CITIZENS NATIONAL OF BLUFFTON	0.150	03/18/11	0.150	\$ 26,010.48	\$ 26,010.48	\$ 26,010.48	03/19/09
190867	303	REG	LD0909894	VINTON COUNTY NATIONAL BANK	0.150	03/18/11	0.150	\$ 53,690.55	\$ 53,690.55	\$ 53,690.55	03/19/09
190869	303	REG	LD0909910	FIRSTMERIT BANK, NA	0.150	03/18/11	0.150	\$ 17,103.79	\$ 17,103.79	\$ 17,103.79	03/19/09
190882	303	REG	LD0909928	DELAWARE COUNTY BANK & TRUST CO*	0.150	03/18/11	0.150	\$ 10,816.05	\$ 10,816.05	\$ 10,816.05	03/20/09
190883	303	REG	LD0909936	FIRST CITIZENS NATIONAL BANK	0.150	03/18/11	0.150	\$ 6,530.39	\$ 6,530.39	\$ 6,530.39	03/20/09
190884	303	REG	LD0909944	PEOPLES BANK, N.A. MARIETTA	0.150	03/18/11	0.150	\$ 95,302.53	\$ 95,302.53	\$ 95,302.53	03/20/09
190885	303	REG	LD0909951	FORT JENNINGS STATE BANK	0.150	03/18/11	0.150	\$ 40,545.33	\$ 40,545.33	\$ 40,545.33	03/20/09
190886	303	REG	LD0909969	OLD FORT BANKING COMPANY	0.150	03/18/11	0.150	\$ 197,857.02	\$ 197,857.02	\$ 197,857.02	03/20/09
190898	303	REG	LD0909977	National City Bank DNU merger	0.150	03/23/11	0.150	\$ 149,325.93	\$ 149,325.93	\$ 149,325.93	03/23/09
190902	303	REG	LD0909985	SIGNATURE BANK, N.A.	0.150	03/23/11	0.150	\$ 383,533.06	\$ 383,533.06	\$ 383,533.06	03/23/09
190905	303	REG	LD0909993	WAYNE SAVINGS COMMUNITY BANK	0.150	03/23/11	0.150	\$ 164,106.96	\$ 164,106.96	\$ 164,106.96	03/23/09
190907	303	REG	LD0910009	COMMERCIAL SAVINGS BANK, UPPER S	0.150	03/23/11	0.150	\$ 82,738.69	\$ 82,738.69	\$ 82,738.69	03/23/09
190908	303	REG	LD0910017	CITIZENS NATIONAL OF BLUFFTON	0.150	03/23/11	0.150	\$ 48,817.65	\$ 48,817.65	\$ 48,817.65	03/23/09
190909	303	REG	LD0910025	NORTHWEST SAVINGS BANK	0.150	03/23/11	0.150	\$ 43,000.90	\$ 43,000.90	\$ 43,000.90	03/23/09
190910	303	REG	LD0910033	DELAWARE COUNTY BANK & TRUST CO*	0.150	03/23/11	0.150	\$ 192,766.16	\$ 192,766.16	\$ 192,766.16	03/23/09
190918	303	REG	LD0910041	FARMERS NATIONAL BANK, CANFIELD	0.150	03/24/11	0.150	\$ 201,881.10	\$ 201,881.10	\$ 201,881.10	03/24/09

PGM: INVS_MONTHEND_INVENTORY
 SOURCE: VisualQED
 MODEL: INVENTORY
 BASIS: SETTLEMENT
 AS-OF: 1/31/2011

JOSH MANDEL
 TREASURER, STATE OF OHIO

INVESTMENT INVENTORY
 SETTLED POSITIONS AS OF: 1/31/11

INVST#	FUND	FUND	CUSIP	DESCRIPTION	RATE	MATURITY	YIELD	PAR AMOUNT	BOOK VALUE	MARKET VALUE	1ST PUR
195644	303	REG	LD0910041	FARMERS NATIONAL BANK, CANFIELD	0.150	03/24/11	0.150	\$ 72,178.23	\$ 72,178.23	\$ 72,178.23	03/24/10
190919	303	REG	LD0910058	CITIZENS NATIONAL OF BLUFFTON	0.150	03/24/11	0.150	\$ 243,218.52	\$ 243,218.52	\$ 243,218.52	03/24/09
190920	303	REG	LD0910066	FIRST CITIZENS NATIONAL BANK	0.150	03/24/11	0.150	\$ 76,579.84	\$ 76,579.84	\$ 76,579.84	03/24/09
190921	303	REG	LD0910074	FIRST CITIZENS NATIONAL BANK	0.150	03/24/11	0.150	\$ 38,307.09	\$ 38,307.09	\$ 38,307.09	03/24/09
190929	303	REG	LD0910082	CITIZENS NATIONAL OF BLUFFTON	0.150	03/25/11	0.150	\$ 73,957.19	\$ 73,957.19	\$ 73,957.19	03/25/09
190930	303	REG	LD0910090	FIRST CITIZENS NATIONAL BANK	0.150	03/25/11	0.150	\$ 106,554.35	\$ 106,554.35	\$ 106,554.35	03/25/09
190931	303	REG	LD0910108	FIRSTMERIT BANK, NA	0.150	03/25/11	0.150	\$ 228,165.24	\$ 228,165.24	\$ 228,165.24	03/25/09
190932	303	REG	LD0910116	FIRSTMERIT BANK, NA	0.150	03/25/11	0.150	\$ 376,611.25	\$ 376,611.25	\$ 376,611.25	03/25/09
190962	303	REG	LD0910124	FIRST CITIZENS NATIONAL BANK	0.150	03/25/11	0.150	\$ 44,021.40	\$ 44,021.40	\$ 44,021.40	03/27/09
190965	303	REG	LD0910132	OLD FORT BANKING COMPANY	0.150	03/25/11	0.150	\$ 277,387.95	\$ 277,387.95	\$ 277,387.95	03/27/09
190966	303	REG	LD0910140	OLD FORT BANKING COMPANY	0.150	03/25/11	0.150	\$ 170,279.55	\$ 170,279.55	\$ 170,279.55	03/27/09
190979	303	REG	LD0910157	FIRST CITIZENS NATIONAL BANK	0.150	03/25/11	0.150	\$ 67,090.16	\$ 67,090.16	\$ 67,090.16	03/27/09
190982	303	REG	LD0910165	CITIZENS SAVINGS BANK, MARTINS F	0.150	03/30/11	0.150	\$ 81,540.01	\$ 81,540.01	\$ 81,540.01	03/30/09
190983	303	REG	LD0910173	COMMERCIAL SAVINGS BANK, UPPER S	0.150	03/30/11	0.150	\$ 72,270.10	\$ 72,270.10	\$ 72,270.10	03/30/09
190993	303	REG	LD0910181	KEYBANK, NA	0.150	03/31/11	0.150	\$ 26,539.81	\$ 26,539.81	\$ 26,539.81	03/31/09
190995	303	REG	LD0910207	FIRST CITIZENS NATIONAL BANK	0.150	03/31/11	0.150	\$ 113,680.91	\$ 113,680.91	\$ 113,680.91	03/31/09
190996	303	REG	LD0910215	U.S. BANK, N.A.	0.150	03/31/11	0.150	\$ 73,666.73	\$ 73,666.73	\$ 73,666.73	03/31/09
190997	303	REG	LD0910223	U.S. BANK, N.A.	0.150	03/31/11	0.150	\$ 126,736.67	\$ 126,736.67	\$ 126,736.67	03/31/09
190999	303	REG	LD0910231	COMMERCIAL & SAVINGS BANK, MILLE	0.150	03/31/11	0.150	\$ 211,430.47	\$ 211,430.47	\$ 211,430.47	03/31/09
191008	303	REG	LD0910249	VINTON COUNTY NATIONAL BANK	0.150	04/01/11	0.150	\$ 44,111.31	\$ 44,111.31	\$ 44,111.31	04/01/09
191009	303	REG	LD0910256	HUNTINGTON NATIONAL BANK, NA	0.150	04/01/11	0.150	\$ 67,346.76	\$ 67,346.76	\$ 67,346.76	04/01/09
191010	303	REG	LD0910264	CORTLAND SAVINGS & BANKING CO	0.150	04/01/11	0.150	\$ 261,268.54	\$ 261,268.54	\$ 261,268.54	04/01/09
191025	303	REG	LD0910272	HOME SAVINGS BANK, KENT	0.150	04/01/11	0.150	\$ 251,897.06	\$ 251,897.06	\$ 251,897.06	04/02/09
191027	303	REG	LD0910280	CITIZENS NATIONAL OF BLUFFTON	0.150	04/01/11	0.150	\$ 49,417.77	\$ 49,417.77	\$ 49,417.77	04/02/09
191033	303	REG	LD0910306	FARMERS SAVINGS BANK, SPENCER	0.150	04/01/11	0.150	\$ 392,949.67	\$ 392,949.67	\$ 392,949.67	04/02/09
191065	303	REG	LD0910314	National City Bank DNU merger	0.150	04/06/11	0.150	\$ 400,000.00	\$ 400,000.00	\$ 400,000.00	04/06/09
191066	303	REG	LD0910322	OSGOOD STATE BANK	0.150	04/06/11	0.150	\$ 293,246.00	\$ 293,246.00	\$ 293,246.00	04/06/09
191067	303	REG	LD0910330	HUNTINGTON NATIONAL BANK, NA	0.150	04/06/11	0.150	\$ 271,113.08	\$ 271,113.08	\$ 271,113.08	04/06/09
191068	303	REG	LD0910348	FORT JENNINGS STATE BANK	0.150	04/06/11	0.150	\$ 94,877.95	\$ 94,877.95	\$ 94,877.95	04/06/09
191078	303	REG	LD0910355	FIRST CITIZENS NATIONAL BANK	0.150	04/07/11	0.150	\$ 68,898.11	\$ 68,898.11	\$ 68,898.11	04/07/09
191079	303	REG	LD0910363	ADVANTAGE BANK *	0.150	04/07/11	0.150	\$ 127,286.44	\$ 127,286.44	\$ 127,286.44	04/07/09
191080	303	REG	LD0910371	National City Bank DNU merger	0.150	04/07/11	0.150	\$ 47,223.93	\$ 47,223.93	\$ 47,223.93	04/07/09
191102	303	REG	LD0910397	CITIZENS SAVINGS BANK, MARTINS F	0.150	04/08/11	0.150	\$ 62,920.45	\$ 62,920.45	\$ 62,920.45	04/08/09
191147	303	REG	LD0910413	FORT JENNINGS STATE BANK	0.150	04/08/11	0.150	\$ 350,000.00	\$ 350,000.00	\$ 350,000.00	04/09/09
191148	303	REG	LD0910421	VINTON COUNTY NATIONAL BANK	0.150	04/08/11	0.150	\$ 92,840.66	\$ 92,840.66	\$ 92,840.66	04/09/09
191157	303	REG	LD0910439	FIRST FINANCIAL BANK, NA	0.150	04/08/11	0.150	\$ 133,731.84	\$ 133,731.84	\$ 133,731.84	04/10/09
191158	303	REG	LD0910447	ADVANTAGE BANK *	0.150	04/08/11	0.150	\$ 63,102.54	\$ 63,102.54	\$ 63,102.54	04/10/09
191180	303	REG	LD0910454	ADVANTAGE BANK *	0.150	04/13/11	0.150	\$ 18,372.91	\$ 18,372.91	\$ 18,372.91	04/13/09
191181	303	REG	LD0910462	WESTFIELD BANK, FSB	0.150	04/13/11	0.150	\$ 41,788.09	\$ 41,788.09	\$ 41,788.09	04/13/09
191182	303	REG	LD0910470	HUNTINGTON NATIONAL BANK, NA	0.150	04/13/11	0.150	\$ 85,434.91	\$ 85,434.91	\$ 85,434.91	04/13/09
191276	303	REG	LD0910488	WESTFIELD BANK, FSB	0.150	04/14/11	0.150	\$ 214,844.05	\$ 214,844.05	\$ 214,844.05	04/14/09
191277	303	REG	LD0910496	HUNTINGTON NATIONAL BANK, NA	0.150	04/14/11	0.150	\$ 81,374.91	\$ 81,374.91	\$ 81,374.91	04/14/09
191278	303	REG	LD0910504	ADVANTAGE BANK *	0.150	04/14/11	0.150	\$ 372,554.60	\$ 372,554.60	\$ 372,554.60	04/14/09
191464	303	REG	LD0910512	STATE BANK & TRUST COMPANY	0.150	04/14/11	0.150	\$ 205,755.00	\$ 205,755.00	\$ 205,755.00	04/14/09
191467	303	REG	LD0910520	CONSUMERS NATIONAL BANK	0.150	04/15/11	0.150	\$ 207,996.97	\$ 207,996.97	\$ 207,996.97	04/15/09
191474	303	REG	LD0910538	HUNTINGTON NATIONAL BANK, NA	0.150	04/15/11	0.150	\$ 214,089.45	\$ 214,089.45	\$ 214,089.45	04/15/09
191478	303	REG	LD0910546	UNION BANK COMPANY, COLS GROVE	0.150	04/15/11	0.150	\$ 96,145.66	\$ 96,145.66	\$ 96,145.66	04/15/09
191600	303	REG	LD0910553	HOCKING VALLEY BANK	0.150	04/15/11	0.150	\$ 92,672.37	\$ 92,672.37	\$ 92,672.37	04/16/09
191601	303	REG	LD0910561	DELAWARE COUNTY BANK & TRUST CO*	0.150	04/15/11	0.150	\$ 78,271.69	\$ 78,271.69	\$ 78,271.69	04/16/09
191602	303	REG	LD0910579	FIRST CITIZENS NATIONAL BANK	0.150	04/15/11	0.150	\$ 150,487.34	\$ 150,487.34	\$ 150,487.34	04/16/09
191683	303	REG	LD0910587	CONSUMERS NATIONAL BANK	0.150	04/15/11	0.150	\$ 138,892.00	\$ 138,892.00	\$ 138,892.00	04/17/09
191684	303	REG	LD0910595	CITIZENS NATIONAL OF BLUFFTON	0.150	04/15/11	0.150	\$ 83,696.96	\$ 83,696.96	\$ 83,696.96	04/17/09
191685	303	REG	LD0910603	CITIZENS NATIONAL OF BLUFFTON	0.150	04/15/11	0.150	\$ 150,000.00	\$ 150,000.00	\$ 150,000.00	04/17/09
191686	303	REG	LD0910611	HEARTLAND BANK	0.150	04/15/11	0.150	\$ 14,048.52	\$ 14,048.52	\$ 14,048.52	04/17/09
191687	303	REG	LD0910629	HEARTLAND BANK	0.150	04/15/11	0.150	\$ 149,469.99	\$ 149,469.99	\$ 149,469.99	04/17/09
191688	303	REG	LD0910637	FARMERS CITIZENS BANK, BUCYRUS	0.150	04/15/11	0.150	\$ 99,986.77	\$ 99,986.77	\$ 99,986.77	04/17/09

PGM: INVS_MONTHEND_INVENTORY
 SOURCE: VisualQED
 MODEL: INVENTORY
 BASIS: SETTLEMENT
 AS-OF: 1/31/2011

JOSH MANDEL
 TREASURER, STATE OF OHIO

INVESTMENT INVENTORY
 SETTLED POSITIONS AS OF: 1/31/11

INVST#	FUND	FUND	CUSIP	DESCRIPTION	RATE	MATURITY	YIELD	PAR AMOUNT	BOOK VALUE	MARKET VALUE	1ST PUR
191689	303	REG	LD0910645	PARK NATIONAL BANK	0.150	04/15/11	0.150	\$ 87,645.70	\$ 87,645.70	\$ 87,645.70	04/17/09
191783	303	REG	LD0910660	NATIONAL BANK OF OAK HARBOR	0.150	04/20/11	0.150	\$ 400,000.00	\$ 400,000.00	\$ 400,000.00	04/20/09
191789	303	REG	LD0910678	COMMERCIAL & SAVINGS BANK, MILLE	0.150	04/20/11	0.150	\$ 37,575.05	\$ 37,575.05	\$ 37,575.05	04/20/09
191792	303	REG	LD0910686	FARMERS NATIONAL BANK, CANFIELD	0.150	04/20/11	0.150	\$ 325,654.48	\$ 325,654.48	\$ 325,654.48	04/20/09
191838	303	REG	LD0910702	CONSUMERS NATIONAL BANK	0.150	04/21/11	0.150	\$ 351,325.39	\$ 351,325.39	\$ 351,325.39	04/21/09
191840	303	REG	LD0910710	CITIZENS SAVINGS BANK, MARTINS F	0.150	04/21/11	0.150	\$ 164,289.93	\$ 164,289.93	\$ 164,289.93	04/21/09
191843	303	REG	LD0910728	PNC BANK, NA	0.150	04/21/11	0.150	\$ 168,000.00	\$ 168,000.00	\$ 168,000.00	04/21/09
191844	303	REG	LD0910736	FIRST FEDERAL BANK OFTHE MIDWEST	0.150	04/21/11	0.150	\$ 48,108.15	\$ 48,108.15	\$ 48,108.15	04/21/09
191877	303	REG	LD0910751	FIRST FEDERAL BANK OFTHE MIDWEST	0.150	04/22/11	0.150	\$ 400,000.00	\$ 400,000.00	\$ 400,000.00	04/22/09
191878	303	REG	LD0910769	CITIZENS NATIONAL OF BLUFFTON	0.150	04/22/11	0.150	\$ 26,492.20	\$ 26,492.20	\$ 26,492.20	04/22/09
191879	303	REG	LD0910777	HUNTINGTON NATIONAL BANK, NA	0.150	04/22/11	0.150	\$ 120,140.29	\$ 120,140.29	\$ 120,140.29	04/22/09
191880	303	REG	LD0910785	COMMERCIAL & SAVINGS BANK, MILLE	0.150	04/22/11	0.150	\$ 299,926.46	\$ 299,926.46	\$ 299,926.46	04/22/09
191906	303	REG	LD0910801	FARMERS NATIONAL BANK, CANFIELD	0.150	04/22/11	0.150	\$ 49,624.52	\$ 49,624.52	\$ 49,624.52	04/23/09
191907	303	REG	LD0910819	National City Bank DNU merger	0.150	04/22/11	0.150	\$ 169,217.20	\$ 169,217.20	\$ 169,217.20	04/23/09
191909	303	REG	LD0910835	FARMERS & MERCHANTS STATE BANK	0.150	04/22/11	0.150	\$ 69,470.73	\$ 69,470.73	\$ 69,470.73	04/23/09
191910	303	REG	LD0910843	MUTUAL FEDERAL SAVINGS	0.150	04/22/11	0.150	\$ 113,799.98	\$ 113,799.98	\$ 113,799.98	04/23/09
191911	303	REG	LD0910850	FIRST FINANCIAL BANK, NA	0.150	04/22/11	0.150	\$ 163,758.05	\$ 163,758.05	\$ 163,758.05	04/23/09
191932	303	REG	LD0910868	HUNTINGTON NATIONAL BANK, NA	0.150	04/22/11	0.150	\$ 42,131.15	\$ 42,131.15	\$ 42,131.15	04/24/09
191944	303	REG	LD0910884	CORTLAND SAVINGS & BANKING CO	0.150	04/27/11	0.150	\$ 357,542.07	\$ 357,542.07	\$ 357,542.07	04/27/09
191945	303	REG	LD0910892	SUTTON BANK	0.150	04/27/11	0.150	\$ 123,437.96	\$ 123,437.96	\$ 123,437.96	04/27/09
191946	303	REG	LD0910900	SUTTON BANK	0.150	04/27/11	0.150	\$ 68,784.28	\$ 68,784.28	\$ 68,784.28	04/27/09
191947	303	REG	LD0910918	U.S. BANK, N.A.	0.150	04/27/11	0.150	\$ 25,932.62	\$ 25,932.62	\$ 25,932.62	04/27/09
191949	303	REG	LD0910926	U.S. BANK, N.A.	0.150	04/27/11	0.150	\$ 58,157.76	\$ 58,157.76	\$ 58,157.76	04/27/09
191979	303	REG	LD0910934	FIRST FEDERAL BANK OFTHE MIDWEST	0.150	04/28/11	0.150	\$ 251,130.89	\$ 251,130.89	\$ 251,130.89	04/28/09
191980	303	REG	LD0910942	WESTFIELD BANK, FSB	0.150	04/28/11	0.150	\$ 79,719.36	\$ 79,719.36	\$ 79,719.36	04/28/09
191992	303	REG	LD0910959	LORAIN NATIONAL BANK	0.150	04/29/11	0.150	\$ 46,700.54	\$ 46,700.54	\$ 46,700.54	04/29/09
191993	303	REG	LD0910967	National City Bank DNU merger	0.150	04/29/11	0.150	\$ 99,135.64	\$ 99,135.64	\$ 99,135.64	04/29/09
191994	303	REG	LD0910975	OLD FORT BANKING COMPANY	0.150	04/29/11	0.150	\$ 295,991.40	\$ 295,991.40	\$ 295,991.40	04/29/09
192006	303	REG	LD0910983	SIGNATURE BANK, N.A.	0.150	04/29/11	0.150	\$ 162,754.01	\$ 162,754.01	\$ 162,754.01	04/30/09
192007	303	REG	LD0910991	FIRST NATIONAL BANK, PANDORA	0.150	04/29/11	0.150	\$ 250,000.00	\$ 250,000.00	\$ 250,000.00	04/30/09
192008	303	REG	LD0911007	HUNTINGTON NATIONAL BANK, NA	0.150	04/29/11	0.150	\$ 33,288.84	\$ 33,288.84	\$ 33,288.84	04/30/09
192009	303	REG	LD0911015	HUNTINGTON NATIONAL BANK, NA	0.150	04/29/11	0.150	\$ 220,102.13	\$ 220,102.13	\$ 220,102.13	04/30/09
192025	303	REG	LD0911023	WESBANCO BANK, INC	0.150	04/29/11	0.150	\$ 154,776.34	\$ 154,776.34	\$ 154,776.34	05/01/09
192026	303	REG	LD0911031	ADVANTAGE BANK *	0.150	04/29/11	0.150	\$ 10,960.39	\$ 10,960.39	\$ 10,960.39	05/01/09
192027	303	REG	LD0911049	FIRSTMERIT BANK, NA	0.150	04/29/11	0.150	\$ 75,000.12	\$ 75,000.12	\$ 75,000.12	05/01/09
192028	303	REG	LD0911056	CONSUMERS NATIONAL BANK	0.150	04/29/11	0.150	\$ 111,105.49	\$ 111,105.49	\$ 111,105.49	05/01/09
192089	303	REG	LD0911072	FARMERS NATIONAL BANK, CANFIELD	0.150	05/04/11	0.150	\$ 319,471.68	\$ 319,471.68	\$ 319,471.68	05/04/09
192098	303	REG	LD0910793	OLD FORT BANKING COMPANY	0.150	05/05/11	0.150	\$ 188,099.18	\$ 188,099.18	\$ 188,099.18	05/05/09
192100	303	REG	LD0911080	AMERICAN SAVINGS BANK, FSB	0.150	05/05/11	0.150	\$ 115,759.98	\$ 115,759.98	\$ 115,759.98	05/05/09
192101	303	REG	LD0911098	AMERICAN SAVINGS BANK, FSB	0.150	05/05/11	0.150	\$ 364,098.63	\$ 364,098.63	\$ 364,098.63	05/05/09
192102	303	REG	LD0911106	AMERICAN SAVINGS BANK, FSB	0.150	05/05/11	0.150	\$ 117,460.83	\$ 117,460.83	\$ 117,460.83	05/05/09
192105	303	REG	LD0911114	OLD FORT BANKING COMPANY	0.150	05/05/11	0.150	\$ 145,370.46	\$ 145,370.46	\$ 145,370.46	05/05/09
192159	303	REG	LD0911122	U.S. BANK, N.A.	0.150	05/06/11	0.150	\$ 26,307.70	\$ 26,307.70	\$ 26,307.70	05/06/09
192160	303	REG	LD0911130	U.S. BANK, N.A.	0.150	05/06/11	0.150	\$ 29,734.71	\$ 29,734.71	\$ 29,734.71	05/06/09
192161	303	REG	LD0911148	U.S. BANK, N.A.	0.150	05/06/11	0.150	\$ 166,491.49	\$ 166,491.49	\$ 166,491.49	05/06/09
192166	303	REG	LD0911171	CITIZENS NATIONAL OF BLUFFTON	0.150	05/06/11	0.150	\$ 82,673.73	\$ 82,673.73	\$ 82,673.73	05/06/09
192167	303	REG	LD0911189	CHARTER ONE MAIN BR RBS CITIZENS	0.150	05/06/11	0.150	\$ 78,000.00	\$ 78,000.00	\$ 78,000.00	05/06/09
192168	303	REG	LD0911197	FIRST FEDERAL BANK OFTHE MIDWEST	0.150	05/06/11	0.150	\$ 67,229.97	\$ 67,229.97	\$ 67,229.97	05/06/09
192169	303	REG	LD0911205	U.S. BANK, N.A.	0.150	05/06/11	0.150	\$ 36,173.24	\$ 36,173.24	\$ 36,173.24	05/06/09
192179	303	REG	LD0911213	CROGHAN COLONIAL BANK	0.150	05/06/11	0.150	\$ 106,856.84	\$ 106,856.84	\$ 106,856.84	05/07/09
192194	303	REG	LD0911221	MINSTER BANK	0.150	05/06/11	0.150	\$ 400,000.00	\$ 400,000.00	\$ 400,000.00	05/08/09
192195	303	REG	LD0911239	FARMERS NATIONAL BANK, CANFIELD	0.150	05/06/11	0.150	\$ 286,733.07	\$ 286,733.07	\$ 286,733.07	05/08/09
192196	303	REG	LD0911247	CONSUMERS NATIONAL BANK	0.150	05/06/11	0.150	\$ 106,556.22	\$ 106,556.22	\$ 106,556.22	05/08/09
192210	303	REG	LD0911254	FIRST FEDERAL BANK OFTHE MIDWEST	0.150	05/06/11	0.150	\$ 315,924.98	\$ 315,924.98	\$ 315,924.98	05/08/09
192228	303	REG	LD0911262	CORTLAND SAVINGS & BANKING CO	0.150	05/11/11	0.150	\$ 59,959.84	\$ 59,959.84	\$ 59,959.84	05/11/09
192240	303	REG	LD0911270	CORTLAND SAVINGS & BANKING CO	0.150	05/12/11	0.150	\$ 158,702.79	\$ 158,702.79	\$ 158,702.79	05/12/09

PGM: INVS_MONTHEND_INVENTORY
 SOURCE: VisualQED
 MODEL: INVENTORY
 BASIS: SETTLEMENT
 AS-OF: 1/31/2011

JOSH MANDEL
 TREASURER, STATE OF OHIO

INVESTMENT INVENTORY
 SETTLED POSITIONS AS OF: 1/31/11

INVT#	FUND	FUND	CUSIP	DESCRIPTION	RATE	MATURITY	YIELD	PAR AMOUNT	BOOK VALUE	MARKET VALUE	1ST PUR
192241	303	REG	LD0911288	FARMERS & MERCHANTS STATE BANK	0.150	05/12/11	0.150	\$ 110,224.16	\$ 110,224.16	\$ 110,224.16	05/12/09
192242	303	REG	LD0911296	PARK NATIONAL BANK	0.150	05/12/11	0.150	\$ 77,095.20	\$ 77,095.20	\$ 77,095.20	05/12/09
192243	303	REG	LD0911304	CONSUMERS NATIONAL BANK	0.150	05/12/11	0.150	\$ 102,132.09	\$ 102,132.09	\$ 102,132.09	05/12/09
192255	303	REG	LD0911312	ADVANTAGE BANK *	0.150	05/13/11	0.150	\$ 201,182.55	\$ 201,182.55	\$ 201,182.55	05/13/09
192256	303	REG	LD0911320	HEARTLAND BANK	0.150	05/13/11	0.150	\$ 400,000.00	\$ 400,000.00	\$ 400,000.00	05/13/09
192272	303	REG	LD0911338	PORTAGE COMMUNITY BANK	0.150	05/13/11	0.150	\$ 383,688.59	\$ 383,688.59	\$ 383,688.59	05/14/09
192274	303	REG	LD0911353	VINTON COUNTY NATIONAL BANK	0.150	05/13/11	0.150	\$ 184,666.40	\$ 184,666.40	\$ 184,666.40	05/14/09
192275	303	REG	LD0911361	CITIZENS NATIONAL BANK, SW OHIO	0.150	05/13/11	0.150	\$ 118,001.91	\$ 118,001.91	\$ 118,001.91	05/14/09
192286	303	REG	LD0911387	CITIZENS SAVINGS BANK, MARTINS F	0.150	05/13/11	0.150	\$ 72,235.95	\$ 72,235.95	\$ 72,235.95	05/15/09
192287	303	REG	LD0911395	CONSUMERS NATIONAL BANK	0.150	05/13/11	0.150	\$ 114,381.36	\$ 114,381.36	\$ 114,381.36	05/15/09
192288	303	REG	LD0911403	CITIZENS SAVINGS BANK, MARTINS F	0.150	05/13/11	0.150	\$ 188,814.48	\$ 188,814.48	\$ 188,814.48	05/15/09
192298	303	REG	LD0911411	COMMERCIAL & SAVINGS BANK, MILLE	0.150	05/13/11	0.150	\$ 200,000.00	\$ 200,000.00	\$ 200,000.00	05/15/09
192300	303	REG	LD0911429	CITIZENS NATIONAL OF BLUFFTON	0.150	05/18/11	0.150	\$ 185,985.30	\$ 185,985.30	\$ 185,985.30	05/18/09
192310	303	REG	LD0911437	ADVANTAGE BANK *	0.150	05/19/11	0.150	\$ 205,622.94	\$ 205,622.94	\$ 205,622.94	05/19/09
192311	303	REG	LD0911445	ADVANTAGE BANK *	0.150	05/19/11	0.150	\$ 142,010.84	\$ 142,010.84	\$ 142,010.84	05/19/09
192312	303	REG	LD0911452	SIGNATURE BANK, N.A.	0.150	05/19/11	0.150	\$ 14,992.13	\$ 14,992.13	\$ 14,992.13	05/19/09
192345	303	REG	LD0911460	FIRST NATIONAL BANK, PANDORA	0.150	05/20/11	0.150	\$ 150,000.00	\$ 150,000.00	\$ 150,000.00	05/20/09
192346	303	REG	LD0911478	FARMERS NATIONAL BANK, CANFIELD	0.150	05/20/11	0.150	\$ 118,029.51	\$ 118,029.51	\$ 118,029.51	05/20/09
192347	303	REG	LD0911486	SETTLERS BANK	0.150	05/20/11	0.150	\$ 319,765.91	\$ 319,765.91	\$ 319,765.91	05/20/09
192348	303	REG	LD0911494	U.S. BANK, N.A.	0.150	05/20/11	0.150	\$ 71,062.65	\$ 71,062.65	\$ 71,062.65	05/20/09
192367	303	REG	LD0911502	CF BANK	0.150	05/20/11	0.150	\$ 27,206.10	\$ 27,206.10	\$ 27,206.10	05/21/09
192394	303	REG	LD0911528	FARMERS NATIONAL BANK, CANFIELD	0.150	05/20/11	0.150	\$ 61,083.88	\$ 61,083.88	\$ 61,083.88	05/22/09
192396	303	REG	LD0911544	MECHANICS SAVINGS BANK	0.150	05/20/11	0.150	\$ 109,891.38	\$ 109,891.38	\$ 109,891.38	05/22/09
192430	303	REG	LD0911551	FIRST NATIONAL BANK, PANDORA	0.150	05/26/11	0.150	\$ 300,000.00	\$ 300,000.00	\$ 300,000.00	05/26/09
192431	303	REG	LD0911569	National City Bank DNU merger	0.150	05/26/11	0.150	\$ 150,000.00	\$ 150,000.00	\$ 150,000.00	05/26/09
192432	303	REG	LD0911577	OHIO HERITAGE BANK	0.150	05/26/11	0.150	\$ 33,305.06	\$ 33,305.06	\$ 33,305.06	05/26/09
192458	303	REG	LD0911064	FARMERS NATIONAL BANK, CANFIELD	0.150	05/27/11	0.150	\$ 68,091.48	\$ 68,091.48	\$ 68,091.48	05/28/09
192444	303	REG	LD0911585	FARMERS NATIONAL BANK, CANFIELD	0.150	05/27/11	0.150	\$ 56,985.61	\$ 56,985.61	\$ 56,985.61	05/27/09
192445	303	REG	LD0911593	WAYNE SAVINGS COMMUNITY BANK	0.150	05/27/11	0.150	\$ 228,941.54	\$ 228,941.54	\$ 228,941.54	05/27/09
192463	303	REG	LD0911619	CITIZENS SAVINGS BANK, MARTINS F	0.150	05/27/11	0.150	\$ 140,914.28	\$ 140,914.28	\$ 140,914.28	05/28/09
192468	303	REG	LD0911627	SIGNATURE BANK, N.A.	0.150	05/27/11	0.150	\$ 219,632.16	\$ 219,632.16	\$ 219,632.16	05/29/09
192505	303	REG	LD0911635	PARK NATIONAL BANK	0.150	06/01/11	0.150	\$ 147,119.50	\$ 147,119.50	\$ 147,119.50	06/01/09
192506	303	REG	LD0911643	FARMERS BANK & SAVINGS CO	0.150	06/01/11	0.150	\$ 347,331.07	\$ 347,331.07	\$ 347,331.07	06/01/09
192514	303	REG	LD0911650	HEARTLAND BANK	0.150	06/02/11	0.150	\$ 96,893.35	\$ 96,893.35	\$ 96,893.35	06/02/09
192515	303	REG	LD0911668	FIRST CITIZENS NATIONAL BANK	0.150	06/02/11	0.150	\$ 162,265.63	\$ 162,265.63	\$ 162,265.63	06/02/09
192516	303	REG	LD0911676	CITIZENS NATIONAL OF BLUFFTON	0.150	06/02/11	0.150	\$ 37,749.87	\$ 37,749.87	\$ 37,749.87	06/02/09
192535	303	REG	LD0911684	FARMERS & MERCHANTS STATE BANK	0.150	06/03/11	0.150	\$ 328,206.00	\$ 328,206.00	\$ 328,206.00	06/03/09
192536	303	REG	LD0911692	CROGHAN COLONIAL BANK	0.150	06/03/11	0.150	\$ 74,601.75	\$ 74,601.75	\$ 74,601.75	06/03/09
192537	303	REG	LD0911700	FIRST FEDERAL BANK OF THE MIDWEST	0.150	06/03/11	0.150	\$ 50,000.00	\$ 50,000.00	\$ 50,000.00	06/03/09
192540	303	REG	LD0911718	MONROE FEDERAL S&L ASSOC	0.150	06/03/11	0.150	\$ 277,690.13	\$ 277,690.13	\$ 277,690.13	06/03/09
192544	303	REG	LD0911726	FIRST FINANCIAL BANK, NA	0.150	06/03/11	0.150	\$ 75,330.56	\$ 75,330.56	\$ 75,330.56	06/04/09
192545	303	REG	LD0911734	CITIZENS SAVINGS BANK, MARTINS F	0.150	06/03/11	0.150	\$ 98,950.54	\$ 98,950.54	\$ 98,950.54	06/04/09
192547	303	REG	LD0911742	U.S. BANK, N.A.	0.150	06/03/11	0.150	\$ 335,477.53	\$ 335,477.53	\$ 335,477.53	06/05/09
192548	303	REG	LD0911759	CROGHAN COLONIAL BANK	0.150	06/03/11	0.150	\$ 69,351.42	\$ 69,351.42	\$ 69,351.42	06/05/09
192552	303	REG	LD0911767	CITIZENS BANK OF LOGAN	0.150	06/03/11	0.150	\$ 400,000.00	\$ 400,000.00	\$ 400,000.00	06/05/09
192559	303	REG	LD0911775	FIRST FEDERAL COMMUNITY BK DOVER	0.150	06/08/11	0.150	\$ 78,517.16	\$ 78,517.16	\$ 78,517.16	06/08/09
192569	303	REG	LD0911783	FIRST FEDERAL BANK OF THE MIDWEST	0.150	06/09/11	0.150	\$ 69,869.13	\$ 69,869.13	\$ 69,869.13	06/09/09
192570	303	REG	LD0911791	CORTLAND SAVINGS & BANKING CO	0.150	06/09/11	0.150	\$ 256,159.55	\$ 256,159.55	\$ 256,159.55	06/09/09
192572	303	REG	LD0911817	CITIZENS BANKING CO., SANDUSKY	0.150	06/10/11	0.150	\$ 334,187.33	\$ 334,187.33	\$ 334,187.33	06/10/09
192579	303	REG	LD0911825	SUTTON BANK	0.150	06/10/11	0.150	\$ 255,326.90	\$ 255,326.90	\$ 255,326.90	06/10/09
192620	303	REG	LD0911833	WESTFIELD BANK, FSB	0.150	06/10/11	0.150	\$ 75,000.00	\$ 75,000.00	\$ 75,000.00	06/12/09
192622	303	REG	LD0911841	FIRST CITIZENS NATIONAL BANK	0.150	06/10/11	0.150	\$ 28,729.10	\$ 28,729.10	\$ 28,729.10	06/12/09
192623	303	REG	LD0911858	STATE BANK & TRUST COMPANY	0.150	06/10/11	0.150	\$ 94,223.89	\$ 94,223.89	\$ 94,223.89	06/12/09
192624	303	REG	LD0911866	FIRST NATIONAL BANK, PANDORA	0.150	06/10/11	0.150	\$ 56,400.00	\$ 56,400.00	\$ 56,400.00	06/12/09
192625	303	REG	LD0911874	National City Bank DNU merger	0.150	06/15/11	0.150	\$ 67,148.89	\$ 67,148.89	\$ 67,148.89	06/15/09
192788	303	REG	LD0912112	MUTUAL FEDERAL SAVINGS	0.150	06/15/11	0.150	\$ 325,176.25	\$ 325,176.25	\$ 325,176.25	06/26/09

PGM: INVS_MONTHEND_INVENTORY
 SOURCE: VisualQED
 MODEL: INVENTORY
 BASIS: SETTLEMENT
 AS-OF: 1/31/2011

JOSH MANDEL
 TREASURER, STATE OF OHIO

INVESTMENT INVENTORY
 SETTLED POSITIONS AS OF: 1/31/11

INVS#	FUND	FUND	CUSIP	DESCRIPTION	RATE	MATURITY	YIELD	PAR AMOUNT	BOOK VALUE	MARKET VALUE	1ST PUR
192645	303	REG	LD0911882	STATE BANK & TRUST COMPANY	0.150	06/16/11	0.150	\$ 355,000.00	\$ 355,000.00	\$ 355,000.00	06/16/09
192646	303	REG	LD0911890	CORTLAND SAVINGS & BANKING CO	0.150	06/16/11	0.150	\$ 347,561.48	\$ 347,561.48	\$ 347,561.48	06/16/09
192665	303	REG	LD0911908	PEOPLES NATIONAL BANK, NEW LEX	0.150	06/17/11	0.150	\$ 313,457.87	\$ 313,457.87	\$ 313,457.87	06/17/09
192666	303	REG	LD0911916	HEARTLAND BANK	0.150	06/17/11	0.150	\$ 169,201.01	\$ 169,201.01	\$ 169,201.01	06/17/09
192667	303	REG	LD0911924	WESTFIELD BANK, FSB	0.150	06/17/11	0.150	\$ 150,000.00	\$ 150,000.00	\$ 150,000.00	06/17/09
192668	303	REG	LD0911932	NORTH VALLEY BANK	0.150	06/17/11	0.150	\$ 243,547.84	\$ 243,547.84	\$ 243,547.84	06/17/09
192669	303	REG	LD0911940	NORTH VALLEY BANK	0.150	06/17/11	0.150	\$ 134,409.09	\$ 134,409.09	\$ 134,409.09	06/18/09
192682	303	REG	LD0911957	U.S. BANK, N.A.	0.150	06/17/11	0.150	\$ 101,679.98	\$ 101,679.98	\$ 101,679.98	06/18/09
192683	303	REG	LD0911965	CONSUMERS NATIONAL BANK	0.150	06/17/11	0.150	\$ 299,826.83	\$ 299,826.83	\$ 299,826.83	06/18/09
192684	303	REG	LD0911973	OLD FORT BANKING COMPANY	0.150	06/17/11	0.150	\$ 130,119.10	\$ 130,119.10	\$ 130,119.10	06/18/09
192703	303	REG	LD0911981	FIRST FEDERAL BANK OFTHE MIDWEST	0.150	06/17/11	0.150	\$ 400,000.00	\$ 400,000.00	\$ 400,000.00	06/19/09
192704	303	REG	LD0911999	FIRST FEDERAL BANK OFTHE MIDWEST	0.150	06/17/11	0.150	\$ 48,589.82	\$ 48,589.82	\$ 48,589.82	06/19/09
192705	303	REG	LD0912005	LCNB NATIONAL BANK	0.150	06/17/11	0.150	\$ 350,912.81	\$ 350,912.81	\$ 350,912.81	06/19/09
192706	303	REG	LD0912013	CORTLAND SAVINGS & BANKING CO	0.150	06/17/11	0.150	\$ 168,756.41	\$ 168,756.41	\$ 168,756.41	06/19/09
192712	303	REG	LD0912021	CITIZENS SAVINGS BANK, MARTINS F	0.150	06/22/11	0.150	\$ 372,732.24	\$ 372,732.24	\$ 372,732.24	06/22/09
192713	303	REG	LD0912039	United Bank, div Park DNU	0.150	06/22/11	0.150	\$ 137,935.03	\$ 137,935.03	\$ 137,935.03	06/22/09
192728	303	REG	LD0912054	FIRST CITIZENS NATIONAL BANK	0.150	06/23/11	0.150	\$ 136,674.14	\$ 136,674.14	\$ 136,674.14	06/23/09
192729	303	REG	LD0912062	CITIZENS NATIONAL OF BLUFFTON	0.150	06/23/11	0.150	\$ 32,296.13	\$ 32,296.13	\$ 32,296.13	06/23/09
192757	303	REG	LD0912070	FIRST CITIZENS NATIONAL BANK	0.150	06/24/11	0.150	\$ 296,081.56	\$ 296,081.56	\$ 296,081.56	06/24/09
192778	303	REG	LD0912088	SETTLERS BANK	0.150	06/24/11	0.150	\$ 123,144.08	\$ 123,144.08	\$ 123,144.08	06/25/09
192784	303	REG	LD0912096	U.S. BANK, N.A.	0.150	06/24/11	0.150	\$ 234,222.97	\$ 234,222.97	\$ 234,222.97	06/26/09
192787	303	REG	LD0912104	U.S. BANK, N.A.	0.150	06/24/11	0.150	\$ 119,051.41	\$ 119,051.41	\$ 119,051.41	06/26/09
192789	303	REG	LD0912120	NORTH VALLEY BANK	0.150	06/24/11	0.150	\$ 138,206.38	\$ 138,206.38	\$ 138,206.38	06/26/09
192817	303	REG	LD0912138	FIRST FINANCIAL BANK, NA	0.150	06/30/11	0.150	\$ 131,609.83	\$ 131,609.83	\$ 131,609.83	06/30/09
192819	303	REG	LD0912153	FORT JENNINGS STATE BANK	0.150	06/30/11	0.150	\$ 192,193.43	\$ 192,193.43	\$ 192,193.43	06/30/09
192831	303	REG	LD1000040	U.S. BANK, N.A.	0.150	06/30/11	0.150	\$ 215,033.82	\$ 215,033.82	\$ 215,033.82	07/01/09
192832	303	REG	LD1000057	U.S. BANK, N.A.	0.150	06/30/11	0.150	\$ 274,863.02	\$ 274,863.02	\$ 274,863.02	07/01/09
192829	303	REG	LD1000024	WESTFIELD BANK, FSB	0.150	07/01/11	0.150	\$ 125,747.22	\$ 125,747.22	\$ 125,747.22	07/01/09
192830	303	REG	LD1000032	CITIZENS SAVINGS BANK, MARTINS F	0.150	07/01/11	0.150	\$ 86,894.57	\$ 86,894.57	\$ 86,894.57	07/01/09
192833	303	REG	LD1000065	METAMORA STATE BANK	0.150	07/01/11	0.150	\$ 75,000.00	\$ 75,000.00	\$ 75,000.00	07/01/09
192845	303	REG	LD1000073	LCNB NATIONAL BANK	0.150	07/01/11	0.150	\$ 62,751.16	\$ 62,751.16	\$ 62,751.16	07/02/09
192846	303	REG	LD1000081	DELAWARE COUNTY BANK & TRUST CO*	0.150	07/01/11	0.150	\$ 234,589.10	\$ 234,589.10	\$ 234,589.10	07/02/09
192847	303	REG	LD1000099	FIRST FEDERAL BANK OFTHE MIDWEST	0.150	07/01/11	0.150	\$ 17,967.97	\$ 17,967.97	\$ 17,967.97	07/02/09
192848	303	REG	LD1000107	CITIZENS NATIONAL OF BLUFFTON	0.150	07/01/11	0.150	\$ 38,099.29	\$ 38,099.29	\$ 38,099.29	07/02/09
192849	303	REG	LD1000115	DELAWARE COUNTY BANK & TRUST CO*	0.150	07/01/11	0.150	\$ 36,959.87	\$ 36,959.87	\$ 36,959.87	07/02/09
192858	303	REG	LD1000123	WESBANCO BANK, INC	0.150	07/06/11	0.150	\$ 247,012.01	\$ 247,012.01	\$ 247,012.01	07/06/09
192860	303	REG	LD1000131	National City Bank DNU merger	0.150	07/06/11	0.150	\$ 400,000.00	\$ 400,000.00	\$ 400,000.00	07/06/09
192862	303	REG	LD1000149	FARMERS & MERCHANTS STATE BANK	0.150	07/06/11	0.150	\$ 147,064.13	\$ 147,064.13	\$ 147,064.13	07/06/09
203117	303	REG	LD1000149	FARMERS & MERCHANTS STATE BANK	0.150	07/06/11	0.150	\$ 98,307.57	\$ 98,307.57	\$ 98,307.57	01/06/11
192870	303	REG	LD1000156	METAMORA STATE BANK	0.150	07/06/11	0.150	\$ 103,420.92	\$ 103,420.92	\$ 103,420.92	07/06/09
192871	303	REG	LD1000164	FIRST NATIONAL BANK, PANDORA	0.150	07/06/11	0.150	\$ 194,776.34	\$ 194,776.34	\$ 194,776.34	07/06/09
192873	303	REG	LD1000172	FIRST NATIONAL BANK, PANDORA	0.150	07/06/11	0.150	\$ 42,859.17	\$ 42,859.17	\$ 42,859.17	07/06/09
192874	303	REG	LD1000180	FIRST NATIONAL BANK, PANDORA	0.150	07/06/11	0.150	\$ 101,067.49	\$ 101,067.49	\$ 101,067.49	07/06/09
192876	303	REG	LD1000198	FIRST FEDERAL BANK OFTHE MIDWEST	0.150	07/07/11	0.150	\$ 400,000.00	\$ 400,000.00	\$ 400,000.00	07/07/09
192887	303	REG	LD1000206	CITIZENS BANKING CO., SANDUSKY	0.150	07/08/11	0.150	\$ 253,419.92	\$ 253,419.92	\$ 253,419.92	07/08/09
192889	303	REG	LD1000214	FARMERS & MERCHANTS STATE BANK	0.150	07/08/11	0.150	\$ 96,143.77	\$ 96,143.77	\$ 96,143.77	07/08/09
192896	303	REG	LD1000222	FIRST NATIONAL BANK, PANDORA	0.150	07/08/11	0.150	\$ 375,918.84	\$ 375,918.84	\$ 375,918.84	07/08/09
192900	303	REG	LD1000230	FARMERS NATIONAL BANK, CANFIELD	0.150	07/08/11	0.150	\$ 250,430.21	\$ 250,430.21	\$ 250,430.21	07/09/09
192901	303	REG	LD1000248	National City Bank DNU merger	0.150	07/08/11	0.150	\$ 169,972.41	\$ 169,972.41	\$ 169,972.41	07/09/09
192902	303	REG	LD1000255	U.S. BANK, N.A.	0.150	07/08/11	0.150	\$ 14,909.66	\$ 14,909.66	\$ 14,909.66	07/09/09
192903	303	REG	LD1000263	DELAWARE COUNTY BANK & TRUST CO*	0.150	07/08/11	0.150	\$ 33,876.57	\$ 33,876.57	\$ 33,876.57	07/09/09
192904	303	REG	LD1000271	STATE BANK & TRUST COMPANY	0.150	07/08/11	0.150	\$ 400,000.00	\$ 400,000.00	\$ 400,000.00	07/09/09
192930	303	REG	LD1000289	FARMERS BANK & SAVINGS CO	0.150	07/14/11	0.150	\$ 231,636.64	\$ 231,636.64	\$ 231,636.64	07/14/09
192946	303	REG	LD1000016	PORTAGE COMMUNITY BANK	0.150	07/15/11	0.150	\$ 349,145.31	\$ 349,145.31	\$ 349,145.31	07/15/09
192948	303	REG	LD1000305	OHIO HERITAGE BANK	0.150	07/15/11	0.150	\$ 371,609.76	\$ 371,609.76	\$ 371,609.76	07/15/09
192949	303	REG	LD1000313	FIRST FEDERAL BANK OFTHE MIDWEST	0.150	07/15/11	0.150	\$ 155,023.68	\$ 155,023.68	\$ 155,023.68	07/15/09

PGM: INVS_MONTHEND_INVENTORY
 SOURCE: VisualQED
 MODEL: INVENTORY
 BASIS: SETTLEMENT
 AS-OF: 1/31/2011

JOSH MANDEL
 TREASURER, STATE OF OHIO

INVESTMENT INVENTORY
 SETTLED POSITIONS AS OF: 1/31/11

INVST#	FUND	FUND	CUSIP	DESCRIPTION	RATE	MATURITY	YIELD	PAR AMOUNT	BOOK VALUE	MARKET VALUE	1ST PUR
192950	303	REG	LD1000321	Second NB, div Park DNU	0.150	07/15/11	0.150	\$ 33,065.14	\$ 33,065.14	\$ 33,065.14	07/15/09
192951	303	REG	LD1000339	OLD FORT BANKING COMPANY	0.150	07/15/11	0.150	\$ 294,717.84	\$ 294,717.84	\$ 294,717.84	07/15/09
192965	303	REG	LD1000354	WESTFIELD BANK, FSB	0.150	07/15/11	0.150	\$ 306,120.58	\$ 306,120.58	\$ 306,120.58	07/16/09
192967	303	REG	LD1000362	CONSUMERS NATIONAL BANK	0.150	07/15/11	0.150	\$ 348,592.23	\$ 348,592.23	\$ 348,592.23	07/17/09
192968	303	REG	LD1000370	FARMERS NATIONAL BANK, CANFIELD	0.150	07/15/11	0.150	\$ 68,152.49	\$ 68,152.49	\$ 68,152.49	07/17/09
192969	303	REG	LD1000388	FORT JENNINGS STATE BANK	0.150	07/15/11	0.150	\$ 282,675.07	\$ 282,675.07	\$ 282,675.07	07/17/09
192971	303	REG	LD1000396	FORT JENNINGS STATE BANK	0.150	07/15/11	0.150	\$ 79,815.35	\$ 79,815.35	\$ 79,815.35	07/17/09
192978	303	REG	LD1000404	CF BANK	0.150	07/20/11	0.150	\$ 329,237.74	\$ 329,237.74	\$ 329,237.74	07/20/09
192989	303	REG	LD1000412	FARMERS & MERCHANTS STATE BANK	0.150	07/21/11	0.150	\$ 255,636.00	\$ 255,636.00	\$ 255,636.00	07/21/09
192990	303	REG	LD1000420	UNION BANK COMPANY, COLS GROVE	0.150	07/21/11	0.150	\$ 371,222.61	\$ 371,222.61	\$ 371,222.61	07/21/09
193005	303	REG	LD1000438	COMMUNITY BANK, CROOKSVILLE	0.150	07/22/11	0.150	\$ 82,000.00	\$ 82,000.00	\$ 82,000.00	07/22/09
193006	303	REG	LD1000446	FIRST NATIONAL BANK, PANDORA	0.150	07/22/11	0.150	\$ 58,585.41	\$ 58,585.41	\$ 58,585.41	07/22/09
193022	303	REG	LD1000453	GENOA BANKING COMPANY	0.150	07/22/11	0.150	\$ 243,912.72	\$ 243,912.72	\$ 243,912.72	07/23/09
193024	303	REG	LD1000461	GENOA BANKING COMPANY	0.150	07/22/11	0.150	\$ 400,000.00	\$ 400,000.00	\$ 400,000.00	07/23/09
193025	303	REG	LD1000479	FIRST STATE BANK OF ADAMS COUNTY	0.150	07/22/11	0.150	\$ 366,671.90	\$ 366,671.90	\$ 366,671.90	07/23/09
193026	303	REG	LD1000487	OLD FORT BANKING COMPANY	0.150	07/22/11	0.150	\$ 379,852.37	\$ 379,852.37	\$ 379,852.37	07/23/09
193038	303	REG	LD1000495	National City Bank DNU merger	0.150	07/22/11	0.150	\$ 122,284.15	\$ 122,284.15	\$ 122,284.15	07/24/09
193048	303	REG	LD1000503	VINTON COUNTY NATIONAL BANK	0.150	07/27/11	0.150	\$ 7,371.41	\$ 7,371.41	\$ 7,371.41	07/27/09
193049	303	REG	LD1000511	NATIONAL BANK OF OAK HARBOR	0.150	07/27/11	0.150	\$ 109,789.62	\$ 109,789.62	\$ 109,789.62	07/27/09
193050	303	REG	LD1000529	CONSUMERS NATIONAL BANK	0.150	07/27/11	0.150	\$ 186,912.90	\$ 186,912.90	\$ 186,912.90	07/27/09
193051	303	REG	LD1000537	CONSUMERS NATIONAL BANK	0.150	07/27/11	0.150	\$ 48,383.71	\$ 48,383.71	\$ 48,383.71	07/27/09
193056	303	REG	LD1000545	COMMUNITY BANK, CROOKSVILLE	0.150	07/28/11	0.150	\$ 200,000.00	\$ 200,000.00	\$ 200,000.00	07/28/09
193057	303	REG	LD1000552	WESTERN RESERVE BANK	0.150	07/28/11	0.150	\$ 283,357.98	\$ 283,357.98	\$ 283,357.98	07/28/09
193058	303	REG	LD1000560	CORTLAND SAVINGS & BANKING CO	0.150	07/28/11	0.150	\$ 189,209.28	\$ 189,209.28	\$ 189,209.28	07/28/09
193069	303	REG	LD1000578	CITIZENS SAVINGS BANK, MARTINS F	0.150	07/29/11	0.150	\$ 17,060.79	\$ 17,060.79	\$ 17,060.79	07/29/09
193070	303	REG	LD1000586	FIRST NATIONAL BANK, PANDORA	0.150	07/29/11	0.150	\$ 65,800.00	\$ 65,800.00	\$ 65,800.00	07/29/09
193076	303	REG	LD1000594	HOME LOAN SAVINGS BANK	0.150	07/29/11	0.150	\$ 261,934.68	\$ 261,934.68	\$ 261,934.68	07/30/09
193077	303	REG	LD1000602	CITIZENS SAVINGS BANK, MARTINS F	0.150	07/29/11	0.150	\$ 387,429.15	\$ 387,429.15	\$ 387,429.15	07/30/09
193078	303	REG	LD1000610	FARMERS NATIONAL BANK, CANFIELD	0.150	07/29/11	0.150	\$ 326,525.47	\$ 326,525.47	\$ 326,525.47	07/30/09
193090	303	REG	LD1000628	HOME LOAN SAVINGS BANK	0.150	07/29/11	0.150	\$ 243,288.11	\$ 243,288.11	\$ 243,288.11	07/31/09
199254	303	REG	LD1100725	FIRST NATIONAL BANK, PANDORA	0.150	07/29/11	0.150	\$ 527,781.62	\$ 527,781.62	\$ 527,781.62	07/30/10
193102	303	REG	LD1000636	National City Bank DNU merger	0.150	08/03/11	0.150	\$ 77,102.16	\$ 77,102.16	\$ 77,102.16	08/03/09
193115	303	REG	LD1000644	LAKE NATIONAL BANK	0.150	08/03/11	0.150	\$ 97,250.49	\$ 97,250.49	\$ 97,250.49	08/03/09
193118	303	REG	LD1000651	HOCKING VALLEY BANK	0.150	08/03/11	0.150	\$ 198,550.62	\$ 198,550.62	\$ 198,550.62	08/03/09
193120	303	REG	LD1000669	AMERICAN SAVINGS BANK, FSB	0.150	08/04/11	0.150	\$ 96,924.54	\$ 96,924.54	\$ 96,924.54	08/04/09
193121	303	REG	LD1000677	CITIZENS NATIONAL OF BLUFFTON	0.150	08/04/11	0.150	\$ 189,543.35	\$ 189,543.35	\$ 189,543.35	08/04/09
193143	303	REG	LD1000685	CONSUMERS NATIONAL BANK	0.150	08/05/11	0.150	\$ 79,857.02	\$ 79,857.02	\$ 79,857.02	08/05/09
193144	303	REG	LD1000693	CORTLAND SAVINGS & BANKING CO	0.150	08/05/11	0.150	\$ 143,301.37	\$ 143,301.37	\$ 143,301.37	08/05/09
193145	303	REG	LD1000701	FARMERS NATIONAL BANK, CANFIELD	0.150	08/05/11	0.150	\$ 152,851.82	\$ 152,851.82	\$ 152,851.82	08/07/09
193146	303	REG	LD1000719	FIRST FEDERAL BANK OF THE MIDWEST	0.150	08/05/11	0.150	\$ 80,744.23	\$ 80,744.23	\$ 80,744.23	08/05/09
193173	303	REG	LD1000727	AMERICAN SAVINGS BANK, FSB	0.150	08/10/11	0.150	\$ 150,000.00	\$ 150,000.00	\$ 150,000.00	08/10/09
193174	303	REG	LD1000735	CF BANK	0.150	08/10/11	0.150	\$ 343,901.19	\$ 343,901.19	\$ 343,901.19	08/10/09
193199	303	REG	LD1000750	National City Bank DNU merger	0.150	08/11/11	0.150	\$ 174,159.65	\$ 174,159.65	\$ 174,159.65	08/11/09
193200	303	REG	LD1000768	FARMERS NATIONAL BANK, CANFIELD	0.150	08/11/11	0.150	\$ 354,232.49	\$ 354,232.49	\$ 354,232.49	08/11/09
193201	303	REG	LD1000776	COMMERCIAL & SAVINGS BANK, MILLE	0.150	08/11/11	0.150	\$ 300,823.88	\$ 300,823.88	\$ 300,823.88	08/11/09
193217	303	REG	LD1000784	FARMERS STATE BANK, NEW MADISON	0.150	08/12/11	0.150	\$ 129,416.50	\$ 129,416.50	\$ 129,416.50	08/13/09
193265	303	REG	LD1000792	CITIZENS NATIONAL OF BLUFFTON	0.150	08/12/11	0.150	\$ 161,124.67	\$ 161,124.67	\$ 161,124.67	08/14/09
193278	303	REG	LD1000800	U.S. BANK, N.A.	0.150	08/18/11	0.150	\$ 17,440.32	\$ 17,440.32	\$ 17,440.32	08/18/09
193279	303	REG	LD1000818	U.S. BANK, N.A.	0.150	08/18/11	0.150	\$ 391,870.61	\$ 391,870.61	\$ 391,870.61	08/18/09
193280	303	REG	LD1000826	KEYBANK, NA	0.150	08/18/11	0.150	\$ 39,236.24	\$ 39,236.24	\$ 39,236.24	08/18/09
193281	303	REG	LD1000834	Second NB, div Park DNU	0.150	08/18/11	0.150	\$ 223,709.93	\$ 223,709.93	\$ 223,709.93	08/18/09
193282	303	REG	LD1000842	DELAWARE COUNTY BANK & TRUST CO*	0.150	08/18/11	0.150	\$ 220,690.51	\$ 220,690.51	\$ 220,690.51	08/18/09
193283	303	REG	LD1000859	OLD FORT BANKING COMPANY	0.150	08/18/11	0.150	\$ 41,507.11	\$ 41,507.11	\$ 41,507.11	08/18/09
193284	303	REG	LD1000867	OHIO HERITAGE BANK	0.150	08/18/11	0.150	\$ 18,003.47	\$ 18,003.47	\$ 18,003.47	08/18/09
193285	303	REG	LD1000875	CITIZENS NATIONAL OF BLUFFTON	0.150	08/18/11	0.150	\$ 51,238.09	\$ 51,238.09	\$ 51,238.09	08/18/09
193298	303	REG	LD1000883	WESTFIELD BANK, FSB	0.150	08/19/11	0.150	\$ 49,744.15	\$ 49,744.15	\$ 49,744.15	08/19/09

PGM: INVS_MONTHEND_INVENTORY
 SOURCE: VisualQED
 MODEL: INVENTORY
 BASIS: SETTLEMENT
 AS-OF: 1/31/2011

JOSH MANDEL
 TREASURER, STATE OF OHIO

INVESTMENT INVENTORY
 SETTLED POSITIONS AS OF: 1/31/11

INVT#	FUND	FUND	CUSIP	DESCRIPTION	RATE	MATURITY	YIELD	PAR AMOUNT	BOOK VALUE	MARKET VALUE	1ST PUR
193299	303	REG	LD1000891	HOME LOAN SAVINGS BANK	0.150	08/19/11	0.150	\$ 69,715.35	\$ 69,715.35	\$ 69,715.35	08/19/09
193305	303	REG	LD1000909	DELAWARE COUNTY BANK & TRUST CO*	0.150	08/19/11	0.150	\$ 139,612.43	\$ 139,612.43	\$ 139,612.43	08/20/09
193309	303	REG	LD1000917	FIRST NATIONAL BANK, DENNISON	0.150	08/19/11	0.150	\$ 285,818.86	\$ 285,818.86	\$ 285,818.86	08/20/09
193319	303	REG	LD1000925	FARMERS NATIONAL BANK, CANFIELD	0.150	08/19/11	0.150	\$ 382,834.61	\$ 382,834.61	\$ 382,834.61	08/21/09
193331	303	REG	LD1000933	SIGNATURE BANK, N.A.	0.150	08/24/11	0.150	\$ 88,732.75	\$ 88,732.75	\$ 88,732.75	08/24/09
193350	303	REG	LD1000941	U.S. BANK, N.A.	0.150	08/25/11	0.150	\$ 20,430.55	\$ 20,430.55	\$ 20,430.55	08/25/09
193351	303	REG	LD1000958	U.S. BANK, N.A.	0.150	08/25/11	0.150	\$ 400,000.00	\$ 400,000.00	\$ 400,000.00	08/25/09
193361	303	REG	LD1000966	CITIZENS SAVINGS BANK, MARTINS F	0.150	08/26/11	0.150	\$ 105,844.75	\$ 105,844.75	\$ 105,844.75	08/26/09
193370	303	REG	LD1000974	CITIZENS SAVINGS BANK, MARTINS F	0.150	08/26/11	0.150	\$ 146,414.72	\$ 146,414.72	\$ 146,414.72	08/27/09
193375	303	REG	LD1000982	HUNTINGTON NATIONAL BANK, NA	0.150	08/26/11	0.150	\$ 84,586.69	\$ 84,586.69	\$ 84,586.69	08/28/09
193376	303	REG	LD1000990	HUNTINGTON NATIONAL BANK, NA	0.150	08/26/11	0.150	\$ 52,592.34	\$ 52,592.34	\$ 52,592.34	08/28/09
193403	303	REG	LD1001006	SUTTON BANK	0.150	09/02/11	0.150	\$ 19,218.45	\$ 19,218.45	\$ 19,218.45	09/02/09
193404	303	REG	LD1001014	FIRST CITIZENS NATIONAL BANK	0.150	09/02/11	0.150	\$ 62,526.61	\$ 62,526.61	\$ 62,526.61	09/02/09
193406	303	REG	LD1001022	VINTON COUNTY NATIONAL BANK	0.150	09/02/11	0.150	\$ 125,832.11	\$ 125,832.11	\$ 125,832.11	09/02/09
193413	303	REG	LD1001030	CITIZENS SAVINGS BANK, MARTINS F	0.150	09/02/11	0.150	\$ 79,813.22	\$ 79,813.22	\$ 79,813.22	09/03/09
193414	303	REG	LD1001048	HUNTINGTON NATIONAL BANK, NA	0.150	09/02/11	0.150	\$ 113,703.13	\$ 113,703.13	\$ 113,703.13	09/03/09
193418	303	REG	LD1001055	FIRST NATIONAL BANK, PANDORA	0.150	09/02/11	0.150	\$ 258,749.26	\$ 258,749.26	\$ 258,749.26	09/03/09
193428	303	REG	LD1001063	COMMUNITY FIRST BANK	0.150	09/02/11	0.150	\$ 62,672.55	\$ 62,672.55	\$ 62,672.55	09/04/09
193429	303	REG	LD1001071	Second NB, div Park DNU	0.150	09/02/11	0.150	\$ 48,863.67	\$ 48,863.67	\$ 48,863.67	09/04/09
193444	303	REG	LD1001089	U.S. BANK, N.A.	0.150	09/09/11	0.150	\$ 18,268.41	\$ 18,268.41	\$ 18,268.41	09/09/09
193445	303	REG	LD1001097	OLD FORT BANKING COMPANY	0.150	09/09/11	0.150	\$ 279,957.46	\$ 279,957.46	\$ 279,957.46	09/09/09
193446	303	REG	LD1001105	U.S. BANK, N.A.	0.150	09/09/11	0.150	\$ 262,373.44	\$ 262,373.44	\$ 262,373.44	09/09/09
193448	303	REG	LD1001121	FIRST FEDERAL BANK OFTHE MIDWEST	0.150	09/09/11	0.150	\$ 102,208.12	\$ 102,208.12	\$ 102,208.12	09/09/09
193449	303	REG	LD1001139	U.S. BANK, N.A.	0.150	09/09/11	0.150	\$ 38,485.49	\$ 38,485.49	\$ 38,485.49	09/09/09
193454	303	REG	LD1001147	FIRST FEDERAL BANK OFTHE MIDWEST	0.150	09/09/11	0.150	\$ 239,975.97	\$ 239,975.97	\$ 239,975.97	09/10/09
193467	303	REG	LD1001154	COMMUNITY BANK, CROOKSVILLE	0.150	09/09/11	0.150	\$ 400,000.00	\$ 400,000.00	\$ 400,000.00	09/11/09
193468	303	REG	LD1001162	COMMUNITY BANK, CROOKSVILLE	0.150	09/09/11	0.150	\$ 150,000.00	\$ 150,000.00	\$ 150,000.00	09/11/09
193470	303	REG	LD1001170	METAMORA STATE BANK	0.150	09/09/11	0.150	\$ 36,995.00	\$ 36,995.00	\$ 36,995.00	09/11/09
193487	303	REG	LD1001188	PARK VIEW FED SAVING *	0.150	09/14/11	0.150	\$ 23,412.79	\$ 23,412.79	\$ 23,412.79	09/14/09
193507	303	REG	LD1001196	NORTH VALLEY BANK	0.150	09/16/11	0.150	\$ 386,313.41	\$ 386,313.41	\$ 386,313.41	09/16/09
193523	303	REG	LD1001204	U.S. BANK, N.A.	0.150	09/16/11	0.150	\$ 179,369.09	\$ 179,369.09	\$ 179,369.09	09/17/09
193524	303	REG	LD1001212	U.S. BANK, N.A.	0.150	09/16/11	0.150	\$ 175,000.00	\$ 175,000.00	\$ 175,000.00	09/17/09
193525	303	REG	LD1001220	U.S. BANK, N.A.	0.150	09/16/11	0.150	\$ 129,142.71	\$ 129,142.71	\$ 129,142.71	09/17/09
193526	303	REG	LD1001238	LIBERTY SAVINGS BANK *	0.150	09/16/11	0.150	\$ 358,440.84	\$ 358,440.84	\$ 358,440.84	09/18/09
193533	303	REG	LD1001246	FIRST NATIONAL BANK, DENNISON	0.150	09/16/11	0.150	\$ 224,139.59	\$ 224,139.59	\$ 224,139.59	09/18/09
193535	303	REG	LD1001253	Richland Trust Co, div Park DNU	0.150	09/21/11	0.150	\$ 129,561.58	\$ 129,561.58	\$ 129,561.58	09/21/09
193536	303	REG	LD1001261	Second NB, div Park DNU	0.150	09/21/11	0.150	\$ 202,953.84	\$ 202,953.84	\$ 202,953.84	09/21/09
193566	303	REG	LD1001279	CROGHAN COLONIAL BANK	0.150	09/23/11	0.150	\$ 5,837.60	\$ 5,837.60	\$ 5,837.60	09/23/09
193567	303	REG	LD1001287	WESBANCO BANK, INC	0.150	09/23/11	0.150	\$ 72,258.70	\$ 72,258.70	\$ 72,258.70	09/23/09
193569	303	REG	LD1001295	CITIZENS SAVINGS BANK, MARTINS F	0.150	09/23/11	0.150	\$ 121,906.59	\$ 121,906.59	\$ 121,906.59	09/23/09
193595	303	REG	LD1001303	LORAIN NATIONAL BANK	0.150	09/23/11	0.150	\$ 60,029.53	\$ 60,029.53	\$ 60,029.53	09/25/09
193610	303	REG	LD1001311	FIRST CITIZENS NATIONAL BANK	0.150	09/28/11	0.150	\$ 251,766.30	\$ 251,766.30	\$ 251,766.30	09/28/09
193611	303	REG	LD1001329	OLD FORT BANKING COMPANY	0.150	09/28/11	0.150	\$ 197,305.51	\$ 197,305.51	\$ 197,305.51	09/28/09
193616	303	REG	LD1001337	ARLINGTON BANK	0.150	09/28/11	0.150	\$ 180,737.43	\$ 180,737.43	\$ 180,737.43	09/28/09
193627	303	REG	LD1001345	U.S. BANK, N.A.	0.150	09/30/11	0.150	\$ 400,000.00	\$ 400,000.00	\$ 400,000.00	09/30/09
193629	303	REG	LD1001352	U.S. BANK, N.A.	0.150	09/30/11	0.150	\$ 51,222.08	\$ 51,222.08	\$ 51,222.08	09/30/09
193631	303	REG	LD1001360	CITIZENS SAVINGS BANK, MARTINS F	0.150	09/30/11	0.150	\$ 328,058.63	\$ 328,058.63	\$ 328,058.63	09/30/09
193663	303	REG	LD1001378	OSGOOD STATE BANK	0.150	09/30/11	0.150	\$ 28,946.60	\$ 28,946.60	\$ 28,946.60	10/02/09
193665	303	REG	LD1001386	HOME LOAN SAVINGS BANK	0.150	09/30/11	0.150	\$ 334,872.06	\$ 334,872.06	\$ 334,872.06	10/02/09
193666	303	REG	LD1001394	FIRST FEDERAL BANK OFTHE MIDWEST	0.150	09/30/11	0.150	\$ 19,817.07	\$ 19,817.07	\$ 19,817.07	10/02/09
193667	303	REG	LD1001402	FIRST NATIONAL BANK, PANDORA	0.150	09/30/11	0.150	\$ 30,567.98	\$ 30,567.98	\$ 30,567.98	10/02/09
193684	303	REG	LD1001410	NATIONAL BANK & TRUST COMPANY	0.150	10/06/11	0.150	\$ 224,606.80	\$ 224,606.80	\$ 224,606.80	10/06/09
193685	303	REG	LD1001428	NATIONAL BANK & TRUST COMPANY	0.150	10/06/11	0.150	\$ 241,545.28	\$ 241,545.28	\$ 241,545.28	10/06/09
193686	303	REG	LD1001436	FIRST NATIONAL BANK, PANDORA	0.150	10/06/11	0.150	\$ 94,305.01	\$ 94,305.01	\$ 94,305.01	10/06/09
193688	303	REG	LD1001451	CF BANK	0.150	10/06/11	0.150	\$ 172,886.95	\$ 172,886.95	\$ 172,886.95	10/06/09
193702	303	REG	LD1001469	FARMERS NATIONAL BANK, CANFIELD	0.150	10/07/11	0.150	\$ 331,150.53	\$ 331,150.53	\$ 331,150.53	10/07/09

PGM: INVS_MONTHEND_INVENTORY
 SOURCE: VisualQED
 MODEL: INVENTORY
 BASIS: SETTLEMENT
 AS-OF: 1/31/2011

JOSH MANDEL
 TREASURER, STATE OF OHIO

INVESTMENT INVENTORY
 SETTLED POSITIONS AS OF: 1/31/11

INVST#	FUND	FUND	CUSIP	DESCRIPTION	RATE	MATURITY	YIELD	PAR AMOUNT	BOOK VALUE	MARKET VALUE	1ST PUR
193703	303	REG	LD1001477	PARK NATIONAL BANK	0.150	10/07/11	0.150	\$ 400,000.00	\$ 400,000.00	\$ 400,000.00	10/07/09
193704	303	REG	LD1001485	FIRST CITIZENS NATIONAL BANK	0.150	10/07/11	0.150	\$ 142,426.42	\$ 142,426.42	\$ 142,426.42	10/07/09
193712	303	REG	LD1001501	CITIZENS SAVINGS BANK, MARTINS F	0.150	10/07/11	0.150	\$ 41,926.94	\$ 41,926.94	\$ 41,926.94	10/08/09
193713	303	REG	LD1001519	LORAIN NATIONAL BANK	0.150	10/07/11	0.150	\$ 281,121.59	\$ 281,121.59	\$ 281,121.59	10/08/09
193714	303	REG	LD1001527	HUNTINGTON NATIONAL BANK, NA	0.150	10/07/11	0.150	\$ 174,938.08	\$ 174,938.08	\$ 174,938.08	10/08/09
193715	303	REG	LD1001535	HUNTINGTON NATIONAL BANK, NA	0.150	10/07/11	0.150	\$ 174,955.02	\$ 174,955.02	\$ 174,955.02	10/08/09
193716	303	REG	LD1001543	FARMERS NATIONAL BANK, CANFIELD	0.150	10/07/11	0.150	\$ 106,004.38	\$ 106,004.38	\$ 106,004.38	10/08/09
193724	303	REG	LD1001550	COMMERCIAL & SAVINGS BANK, MILLE	0.150	10/07/11	0.150	\$ 332,616.50	\$ 332,616.50	\$ 332,616.50	10/08/09
193727	303	REG	LD1001568	CITIZENS SAVINGS BANK, MARTINS F	0.150	10/07/11	0.150	\$ 26,742.53	\$ 26,742.53	\$ 26,742.53	10/09/09
193740	303	REG	LD1001576	FIRST NATIONAL BANK, PANDORA	0.150	10/13/11	0.150	\$ 400,000.00	\$ 400,000.00	\$ 400,000.00	10/13/09
193741	303	REG	LD1001584	U.S. BANK, N.A.	0.150	10/13/11	0.150	\$ 76,886.54	\$ 76,886.54	\$ 76,886.54	10/13/09
193742	303	REG	LD1001592	U.S. BANK, N.A.	0.150	10/13/11	0.150	\$ 195,853.94	\$ 195,853.94	\$ 195,853.94	10/13/09
193743	303	REG	LD1001600	U.S. BANK, N.A.	0.150	10/13/11	0.150	\$ 246,611.46	\$ 246,611.46	\$ 246,611.46	10/13/09
193744	303	REG	LD1001618	FORT JENNINGS STATE BANK	0.150	10/13/11	0.150	\$ 59,180.13	\$ 59,180.13	\$ 59,180.13	10/13/09
193745	303	REG	LD1001626	HUNTINGTON NATIONAL BANK, NA	0.150	10/13/11	0.150	\$ 148,857.87	\$ 148,857.87	\$ 148,857.87	10/13/09
193831	303	REG	LD1001634	CORTLAND SAVINGS & BANKING CO	0.150	10/14/11	0.150	\$ 36,329.45	\$ 36,329.45	\$ 36,329.45	10/15/09
193857	303	REG	LD1001659	GENOA BANKING COMPANY	0.150	10/19/11	0.150	\$ 150,215.72	\$ 150,215.72	\$ 150,215.72	10/19/09
193874	303	REG	LD1001667	FIRSTMERIT BANK, NA	0.150	10/20/11	0.150	\$ 326,666.63	\$ 326,666.63	\$ 326,666.63	10/20/09
193875	303	REG	LD1001675	FIRST FEDERAL BANK OF THE MIDWEST	0.150	10/20/11	0.150	\$ 100,000.00	\$ 100,000.00	\$ 100,000.00	10/20/09
193882	303	REG	LD1001683	PARK NATIONAL BANK	0.150	10/21/11	0.150	\$ 400,000.00	\$ 400,000.00	\$ 400,000.00	10/21/09
193884	303	REG	LD1001691	FIRST FEDERAL BANK OF THE MIDWEST	0.150	10/21/11	0.150	\$ 22,827.08	\$ 22,827.08	\$ 22,827.08	10/21/09
193899	303	REG	LD1001709	United Bank, div Park DNU	0.150	10/21/11	0.150	\$ 262,463.44	\$ 262,463.44	\$ 262,463.44	10/22/09
193925	303	REG	LD1001717	FIRST MERCHANTS BANK N.A.	0.150	10/26/11	0.150	\$ 400,000.00	\$ 400,000.00	\$ 400,000.00	10/26/09
193926	303	REG	LD1001725	NATIONAL BANK OF OAK HARBOR	0.150	10/26/11	0.150	\$ 219,153.80	\$ 219,153.80	\$ 219,153.80	10/26/09
193927	303	REG	LD1001733	CITIZENS NATIONAL OF BLUFFTON	0.150	10/26/11	0.150	\$ 129,713.60	\$ 129,713.60	\$ 129,713.60	10/26/09
193928	303	REG	LD1001741	HEARTLAND BANK	0.150	10/26/11	0.150	\$ 281,499.29	\$ 281,499.29	\$ 281,499.29	10/26/09
193929	303	REG	LD1001758	OLD FORT BANKING COMPANY	0.150	10/26/11	0.150	\$ 150,074.84	\$ 150,074.84	\$ 150,074.84	10/26/09
193940	303	REG	LD1001766	WESTFIELD BANK, FSB	0.150	10/27/11	0.150	\$ 123,673.29	\$ 123,673.29	\$ 123,673.29	10/27/09
193941	303	REG	LD1001774	SAVINGS BANK	0.150	10/27/11	0.150	\$ 301,522.06	\$ 301,522.06	\$ 301,522.06	10/27/09
193967	303	REG	LD1001790	U.S. BANK, N.A.	0.150	10/28/11	0.150	\$ 313,186.96	\$ 313,186.96	\$ 313,186.96	10/29/09
193969	303	REG	LD1001808	United Bank, div Park DNU	0.150	10/28/11	0.150	\$ 73,026.77	\$ 73,026.77	\$ 73,026.77	10/29/09
193981	303	REG	LD1001816	COMMERCIAL & SAVINGS BANK, MILLE	0.150	10/28/11	0.150	\$ 211,848.57	\$ 211,848.57	\$ 211,848.57	10/30/09
193982	303	REG	LD1001824	Second NB, div Park DNU	0.150	10/28/11	0.150	\$ 39,665.52	\$ 39,665.52	\$ 39,665.52	10/30/09
193983	303	REG	LD1001832	OLD FORT BANKING COMPANY	0.150	10/28/11	0.150	\$ 343,056.46	\$ 343,056.46	\$ 343,056.46	10/30/09
193984	303	REG	LD1001840	CORTLAND SAVINGS & BANKING CO	0.150	10/28/11	0.150	\$ 84,540.32	\$ 84,540.32	\$ 84,540.32	10/30/09
193986	303	REG	LD1001857	LAKE NATIONAL BANK	0.150	10/28/11	0.150	\$ 290,723.61	\$ 290,723.61	\$ 290,723.61	10/30/09
193991	303	REG	LD1001865	KILLBUCK SAVINGS BANK CO.	0.150	11/02/11	0.150	\$ 25,377.07	\$ 25,377.07	\$ 25,377.07	11/02/09
193992	303	REG	LD1001873	CROGHAN COLONIAL BANK	0.150	11/02/11	0.150	\$ 400,000.00	\$ 400,000.00	\$ 400,000.00	11/02/09
194021	303	REG	LD1001881	COMMERCIAL SAVINGS BANK, UPPER S	0.150	11/04/11	0.150	\$ 83,897.75	\$ 83,897.75	\$ 83,897.75	11/04/09
194024	303	REG	LD1001899	CITIZENS NATIONAL OF BLUFFTON	0.150	11/04/11	0.150	\$ 31,606.98	\$ 31,606.98	\$ 31,606.98	11/04/09
194025	303	REG	LD1001907	CONSUMERS NATIONAL BANK	0.150	11/04/11	0.150	\$ 387,363.36	\$ 387,363.36	\$ 387,363.36	11/04/09
194034	303	REG	LD1001915	Century NB, div Park DNU	0.150	11/04/11	0.150	\$ 400,000.00	\$ 400,000.00	\$ 400,000.00	11/04/09
194039	303	REG	LD1001923	FARMERS NATIONAL BANK, CANFIELD	0.150	11/04/11	0.150	\$ 249,861.66	\$ 249,861.66	\$ 249,861.66	11/05/09
194066	303	REG	LD1001931	NATIONAL BANK OF OAK HARBOR	0.150	11/09/11	0.150	\$ 119,118.30	\$ 119,118.30	\$ 119,118.30	11/09/09
194085	303	REG	LD1001949	COMMERCIAL & SAVINGS BANK, MILLE	0.150	11/10/11	0.150	\$ 385,538.34	\$ 385,538.34	\$ 385,538.34	11/10/09
194086	303	REG	LD1001956	FAHEY BANKING COMPANY	0.150	11/10/11	0.150	\$ 199,866.58	\$ 199,866.58	\$ 199,866.58	11/10/09
194087	303	REG	LD1001964	FIRST NATIONAL BANK, PANDORA	0.150	11/10/11	0.150	\$ 139,737.75	\$ 139,737.75	\$ 139,737.75	11/10/09
194088	303	REG	LD1001972	FARMERS NATIONAL BANK, CANFIELD	0.150	11/10/11	0.150	\$ 264,578.86	\$ 264,578.86	\$ 264,578.86	11/10/09
194089	303	REG	LD1001980	OSGOOD STATE BANK	0.150	11/10/11	0.150	\$ 55,171.28	\$ 55,171.28	\$ 55,171.28	11/10/09
194122	303	REG	LD1001998	MUTUAL FEDERAL SAVINGS	0.150	11/10/11	0.150	\$ 60,377.50	\$ 60,377.50	\$ 60,377.50	11/12/09
194131	303	REG	LD1002004	KINGSTON NATIONAL BANK	0.150	11/10/11	0.150	\$ 174,620.12	\$ 174,620.12	\$ 174,620.12	11/13/09
194132	303	REG	LD1002012	STATE BANK & TRUST COMPANY	0.150	11/10/11	0.150	\$ 100,000.00	\$ 100,000.00	\$ 100,000.00	11/13/09
194133	303	REG	LD1002020	FORT JENNINGS STATE BANK	0.150	11/10/11	0.150	\$ 63,622.77	\$ 63,622.77	\$ 63,622.77	11/13/09
194146	303	REG	LD1002038	FORT JENNINGS STATE BANK	0.150	11/16/11	0.150	\$ 266,342.78	\$ 266,342.78	\$ 266,342.78	11/16/09
194147	303	REG	LD1002046	SUTTON BANK	0.150	11/16/11	0.150	\$ 22,346.67	\$ 22,346.67	\$ 22,346.67	11/16/09
194148	303	REG	LD1002053	SUTTON BANK	0.150	11/16/11	0.150	\$ 20,416.47	\$ 20,416.47	\$ 20,416.47	11/16/09

PGM: INVS_MONTHEND_INVENTORY
 SOURCE: VisualQED
 MODEL: INVENTORY
 BASIS: SETTLEMENT
 AS-OF: 1/31/2011

JOSH MANDEL
 TREASURER, STATE OF OHIO

INVESTMENT INVENTORY
 SETTLED POSITIONS AS OF: 1/31/11

INVST#	FUND	FUND	CUSIP	DESCRIPTION	RATE	MATURITY	YIELD	PAR AMOUNT	BOOK VALUE	MARKET VALUE	1ST PUR
194154	303	REG	LD1002061	OLD FORT BANKING COMPANY	0.150	11/17/11	0.150	\$ 40,427.42	\$ 40,427.42	\$ 40,427.42	11/17/09
194161	303	REG	LD1002079	U.S. BANK, N.A.	0.150	11/18/11	0.150	\$ 139,671.68	\$ 139,671.68	\$ 139,671.68	11/18/09
194162	303	REG	LD1002087	FIRST FEDERAL BANK OFTHE MIDWEST	0.150	11/18/11	0.150	\$ 46,099.73	\$ 46,099.73	\$ 46,099.73	11/18/09
194175	303	REG	LD1002095	FIRST FEDERAL BANK OFTHE MIDWEST	0.150	11/18/11	0.150	\$ 247,707.31	\$ 247,707.31	\$ 247,707.31	11/19/09
194176	303	REG	LD1002103	OLD FORT BANKING COMPANY	0.150	11/18/11	0.150	\$ 176,985.84	\$ 176,985.84	\$ 176,985.84	11/19/09
194177	303	REG	LD1002111	FARMERS NATIONAL BANK, CANFIELD	0.150	11/18/11	0.150	\$ 265,206.91	\$ 265,206.91	\$ 265,206.91	11/19/09
194202	303	REG	LD1002129	Commerce NB, div 1stMerchant DNU	0.150	11/18/11	0.150	\$ 62,444.85	\$ 62,444.85	\$ 62,444.85	11/20/09
194214	303	REG	LD1002137	CITIZENS SAVINGS BANK, MARTINS F	0.150	11/23/11	0.150	\$ 69,590.97	\$ 69,590.97	\$ 69,590.97	11/23/09
194215	303	REG	LD1002145	COMMERCIAL SAVINGS BANK, UPPER S	0.150	11/23/11	0.150	\$ 233,358.97	\$ 233,358.97	\$ 233,358.97	11/23/09
194216	303	REG	LD1002152	COMMERCIAL & SAVINGS BANK, MILLE	0.150	11/23/11	0.150	\$ 162,015.14	\$ 162,015.14	\$ 162,015.14	11/23/09
194238	303	REG	LD1002160	OLD FORT BANKING COMPANY	0.150	11/23/11	0.150	\$ 60,143.61	\$ 60,143.61	\$ 60,143.61	11/24/09
194239	303	REG	LD1002178	HUNTINGTON NATIONAL BANK, NA	0.150	11/23/11	0.150	\$ 42,280.79	\$ 42,280.79	\$ 42,280.79	11/24/09
194247	303	REG	LD1002186	ST. HENRY BANK	0.150	11/23/11	0.150	\$ 260,534.39	\$ 260,534.39	\$ 260,534.39	11/25/09
194248	303	REG	LD1002194	PARK NATIONAL BANK	0.150	11/23/11	0.150	\$ 175,495.91	\$ 175,495.91	\$ 175,495.91	11/25/09
194261	303	REG	LD1002202	FIRST NATIONAL BANK, PANDORA	0.150	11/30/11	0.150	\$ 45,370.68	\$ 45,370.68	\$ 45,370.68	11/30/09
194290	303	REG	LD1002210	WESTFIELD BANK, FSB	0.150	12/02/11	0.150	\$ 400,000.00	\$ 400,000.00	\$ 400,000.00	12/02/09
194300	303	REG	LD1002228	CORTLAND SAVINGS & BANKING CO	0.150	12/02/11	0.150	\$ 50,140.81	\$ 50,140.81	\$ 50,140.81	12/03/09
194301	303	REG	LD1002236	CORTLAND SAVINGS & BANKING CO	0.150	12/02/11	0.150	\$ 226,348.85	\$ 226,348.85	\$ 226,348.85	12/03/09
194302	303	REG	LD1002244	CITIZENS SAVINGS BANK, MARTINS F	0.150	12/02/11	0.150	\$ 142,510.74	\$ 142,510.74	\$ 142,510.74	12/03/09
194303	303	REG	LD1002251	CITIZENS SAVINGS BANK, MARTINS F	0.150	12/02/11	0.150	\$ 120,922.36	\$ 120,922.36	\$ 120,922.36	12/03/09
194306	303	REG	LD1002269	FARMERS & MERCHANTS STATE BANK	0.150	12/02/11	0.150	\$ 51,343.01	\$ 51,343.01	\$ 51,343.01	12/03/09
194312	303	REG	LD1002277	COMMERCIAL SAVINGS BANK, UPPER S	0.150	12/02/11	0.150	\$ 65,613.26	\$ 65,613.26	\$ 65,613.26	12/04/09
194324	303	REG	LD1002319	PARK NATIONAL BANK	0.150	12/07/11	0.150	\$ 143,678.29	\$ 143,678.29	\$ 143,678.29	12/07/09
194343	303	REG	LD1002327	FARMERS & MERCHANTS STATE BANK	0.150	12/09/11	0.150	\$ 339,975.19	\$ 339,975.19	\$ 339,975.19	12/09/09
194344	303	REG	LD1002335	U.S. BANK, N.A.	0.150	12/09/11	0.150	\$ 53,825.31	\$ 53,825.31	\$ 53,825.31	12/09/09
194354	303	REG	LD1002343	HUNTINGTON NATIONAL BANK, NA	0.150	12/09/11	0.150	\$ 139,475.19	\$ 139,475.19	\$ 139,475.19	12/09/09
194355	303	REG	LD1002350	HUNTINGTON NATIONAL BANK, NA	0.150	12/09/11	0.150	\$ 22,225.78	\$ 22,225.78	\$ 22,225.78	12/09/09
194362	303	REG	LD1002368	KEYBANK, NA	0.150	12/09/11	0.150	\$ 84,207.95	\$ 84,207.95	\$ 84,207.95	12/10/09
194363	303	REG	LD1002376	CROGHAN COLONIAL BANK	0.150	12/09/11	0.150	\$ 50,898.45	\$ 50,898.45	\$ 50,898.45	12/10/09
194364	303	REG	LD1002384	OLD FORT BANKING COMPANY	0.150	12/09/11	0.150	\$ 111,924.96	\$ 111,924.96	\$ 111,924.96	12/10/09
194379	303	REG	LD1002392	OLD FORT BANKING COMPANY	0.150	12/09/11	0.150	\$ 249,756.57	\$ 249,756.57	\$ 249,756.57	12/11/09
194380	303	REG	LD1002400	FIRST FEDERAL BANK OFTHE MIDWEST	0.150	12/09/11	0.150	\$ 117,547.21	\$ 117,547.21	\$ 117,547.21	12/11/09
194381	303	REG	LD1002418	CITIZENS SAVINGS BANK, MARTINS F	0.150	12/09/11	0.150	\$ 49,798.69	\$ 49,798.69	\$ 49,798.69	12/11/09
194389	303	REG	LD1002426	Second NB, div Park DNU	0.150	12/14/11	0.150	\$ 218,988.49	\$ 218,988.49	\$ 218,988.49	12/14/09
194395	303	REG	LD1002434	FARMERS & MERCHANTS STATE BANK	0.150	12/14/11	0.150	\$ 74,853.00	\$ 74,853.00	\$ 74,853.00	12/14/09
194396	303	REG	LD1002442	FARMERS & MERCHANTS STATE BANK	0.150	12/14/11	0.150	\$ 187,689.02	\$ 187,689.02	\$ 187,689.02	12/14/09
194410	303	REG	LD1002467	CITIZENS NATIONAL BANK, CHILLICO	0.150	12/16/11	0.150	\$ 368,924.03	\$ 368,924.03	\$ 368,924.03	12/16/09
194411	303	REG	LD1002475	LORAIN NATIONAL BANK	0.150	12/16/11	0.150	\$ 54,742.90	\$ 54,742.90	\$ 54,742.90	12/16/09
194418	303	REG	LD1002483	WESTFIELD BANK, FSB	0.150	12/16/11	0.150	\$ 150,000.00	\$ 150,000.00	\$ 150,000.00	12/17/09
194419	303	REG	LD1002491	CITIZENS NATIONAL OF BLUFFTON	0.150	12/16/11	0.150	\$ 315,089.50	\$ 315,089.50	\$ 315,089.50	12/17/09
194420	303	REG	LD1002509	OLD FORT BANKING COMPANY	0.150	12/16/11	0.150	\$ 362,148.15	\$ 362,148.15	\$ 362,148.15	12/17/09
194421	303	REG	LD1002517	FIRST FEDERAL BANK OFTHE MIDWEST	0.150	12/16/11	0.150	\$ 400,000.00	\$ 400,000.00	\$ 400,000.00	12/17/09
194426	303	REG	LD1002525	FARMERS NATIONAL BANK, CANFIELD	0.150	12/16/11	0.150	\$ 166,472.74	\$ 166,472.74	\$ 166,472.74	12/18/09
194427	303	REG	LD1002533	FARMERS & MERCHANTS STATE BANK	0.150	12/16/11	0.150	\$ 61,663.09	\$ 61,663.09	\$ 61,663.09	12/18/09
194428	303	REG	LD1002541	MINSTER BANK	0.150	12/16/11	0.150	\$ 258,719.84	\$ 258,719.84	\$ 258,719.84	12/18/09
194440	303	REG	LD1002558	U.S. BANK, N.A.	0.150	12/21/11	0.150	\$ 139,587.86	\$ 139,587.86	\$ 139,587.86	12/21/09
194441	303	REG	LD1002566	PARK NATIONAL BANK	0.150	12/21/11	0.150	\$ 400,000.00	\$ 400,000.00	\$ 400,000.00	12/21/09
194442	303	REG	LD1002574	Second NB, div Park DNU	0.150	12/21/11	0.150	\$ 107,608.72	\$ 107,608.72	\$ 107,608.72	12/21/09
194443	303	REG	LD1002582	CROGHAN COLONIAL BANK	0.150	12/21/11	0.150	\$ 79,686.55	\$ 79,686.55	\$ 79,686.55	12/21/09
194456	303	REG	LD1002590	Second NB, div Park DNU	0.150	12/22/11	0.150	\$ 399,077.01	\$ 399,077.01	\$ 399,077.01	12/22/09
194457	303	REG	LD1002608	OLD FORT BANKING COMPANY	0.150	12/22/11	0.150	\$ 119,242.39	\$ 119,242.39	\$ 119,242.39	12/22/09
194458	303	REG	LD1002616	RICHWOOD BANKING COMPANY	0.150	12/22/11	0.150	\$ 311,337.63	\$ 311,337.63	\$ 311,337.63	12/22/09
194463	303	REG	LD1002624	FIRST CITIZENS NATIONAL BANK	0.150	12/23/11	0.150	\$ 400,000.00	\$ 400,000.00	\$ 400,000.00	12/23/09
194475	303	REG	LD1002632	Second NB, div Park DNU	0.150	12/23/11	0.150	\$ 33,791.85	\$ 33,791.85	\$ 33,791.85	12/24/09
194476	303	REG	LD1002640	Second NB, div Park DNU	0.150	12/23/11	0.150	\$ 27,681.34	\$ 27,681.34	\$ 27,681.34	12/24/09
194492	303	REG	LD1002657	FARMERS & MERCHANTS STATE BANK	0.150	12/29/11	0.150	\$ 110,460.14	\$ 110,460.14	\$ 110,460.14	12/29/09

PGM: INVS_MONTHEND_INVENTORY
 SOURCE: VisualQED
 MODEL: INVENTORY
 BASIS: SETTLEMENT
 AS-OF: 1/31/2011

JOSH MANDEL
 TREASURER, STATE OF OHIO

INVESTMENT INVENTORY
 SETTLED POSITIONS AS OF: 1/31/11

INVST#	FUND	FUND	CUSIP	DESCRIPTION	RATE	MATURITY	YIELD	PAR AMOUNT	BOOK VALUE	MARKET VALUE	1ST PUR
194520	303	REG	LD1002665	FIRST CITIZENS NATIONAL BANK	0.150	12/30/11	0.150	\$ 400,000.00	\$ 400,000.00	\$ 400,000.00	12/30/09
194521	303	REG	LD1002673	HUNTINGTON NATIONAL BANK, NA	0.150	12/30/11	0.150	\$ 337,057.28	\$ 337,057.28	\$ 337,057.28	12/30/09
194522	303	REG	LD1002681	FIRST STATE BANK OF ADAMS COUNTY	0.150	12/30/11	0.150	\$ 256,588.17	\$ 256,588.17	\$ 256,588.17	12/30/09
194534	303	REG	LD1002699	HUNTINGTON NATIONAL BANK, NA	0.150	01/04/12	0.150	\$ 340,379.04	\$ 340,379.04	\$ 340,379.04	01/04/10
194573	303	REG	LD1002707	U.S. BANK, N.A.	0.150	01/06/12	0.150	\$ 219,612.89	\$ 219,612.89	\$ 219,612.89	01/06/10
194575	303	REG	LD1002715	U.S. BANK, N.A.	0.150	01/06/12	0.150	\$ 92,150.10	\$ 92,150.10	\$ 92,150.10	01/06/10
194578	303	REG	LD1002723	CITIZENS NATIONAL OF BLUFFTON	0.150	01/06/12	0.150	\$ 354,555.39	\$ 354,555.39	\$ 354,555.39	01/06/10
194579	303	REG	LD1002731	GREENVILLE NATIONAL BANK	0.150	01/06/12	0.150	\$ 97,513.53	\$ 97,513.53	\$ 97,513.53	01/06/10
194587	303	REG	LD1002749	FIRST FEDERAL BANK OF THE MIDWEST	0.150	01/06/12	0.150	\$ 350,000.00	\$ 350,000.00	\$ 350,000.00	01/07/10
194596	303	REG	LD1002756	FARMERS NATIONAL BANK, CANFIELD	0.150	01/06/12	0.150	\$ 256,384.45	\$ 256,384.45	\$ 256,384.45	01/08/10
194597	303	REG	LD1002764	CROGHAN COLONIAL BANK	0.150	01/06/12	0.150	\$ 96,224.91	\$ 96,224.91	\$ 96,224.91	01/08/10
194598	303	REG	LD1002772	FIRST FEDERAL BANK OF THE MIDWEST	0.150	01/06/12	0.150	\$ 76,939.57	\$ 76,939.57	\$ 76,939.57	01/08/10
194609	303	REG	LD1002780	Second NB, div Park DNU	0.150	01/11/12	0.150	\$ 165,460.10	\$ 165,460.10	\$ 165,460.10	01/11/10
194618	303	REG	LD1002798	FARMERS NATIONAL BANK, CANFIELD	0.150	01/12/12	0.150	\$ 213,341.86	\$ 213,341.86	\$ 213,341.86	01/12/10
194619	303	REG	LD1002806	CROGHAN COLONIAL BANK	0.150	01/12/12	0.150	\$ 352,419.70	\$ 352,419.70	\$ 352,419.70	01/12/10
194620	303	REG	LD1002814	FIRST NATIONAL BANK, PANDORA	0.150	01/12/12	0.150	\$ 129,864.42	\$ 129,864.42	\$ 129,864.42	01/12/10
194630	303	REG	LD1002822	HUNTINGTON NATIONAL BANK, NA	0.150	01/13/12	0.150	\$ 57,472.95	\$ 57,472.95	\$ 57,472.95	01/13/10
194632	303	REG	LD1002830	HUNTINGTON NATIONAL BANK, NA	0.150	01/13/12	0.150	\$ 176,092.78	\$ 176,092.78	\$ 176,092.78	01/13/10
194633	303	REG	LD1002848	U.S. BANK, N.A.	0.150	01/13/12	0.150	\$ 400,000.00	\$ 400,000.00	\$ 400,000.00	01/13/10
194634	303	REG	LD1002855	U.S. BANK, N.A.	0.150	01/13/12	0.150	\$ 188,541.08	\$ 188,541.08	\$ 188,541.08	01/13/10
194637	303	REG	LD1002863	HUNTINGTON NATIONAL BANK, NA	0.150	01/13/12	0.150	\$ 294,170.57	\$ 294,170.57	\$ 294,170.57	01/14/10
194638	303	REG	LD1002871	HUNTINGTON NATIONAL BANK, NA	0.150	01/13/12	0.150	\$ 400,000.00	\$ 400,000.00	\$ 400,000.00	01/14/10
194639	303	REG	LD1002889	CITIZENS NATIONAL OF BLUFFTON	0.150	01/13/12	0.150	\$ 200,000.00	\$ 200,000.00	\$ 200,000.00	01/14/10
194657	303	REG	LD1002897	STATE BANK & TRUST COMPANY	0.150	01/19/12	0.150	\$ 204,837.39	\$ 204,837.39	\$ 204,837.39	01/19/10
194667	303	REG	LD1002905	OLD FORT BANKING COMPANY	0.150	01/20/12	0.150	\$ 253,283.11	\$ 253,283.11	\$ 253,283.11	01/20/10
194687	303	REG	LD1002913	CORTLAND SAVINGS & BANKING CO	0.150	01/20/12	0.150	\$ 148,470.11	\$ 148,470.11	\$ 148,470.11	01/21/10
194688	303	REG	LD1002921	HUNTINGTON NATIONAL BANK, NA	0.150	01/20/12	0.150	\$ 168,904.97	\$ 168,904.97	\$ 168,904.97	01/21/10
194701	303	REG	LD1002939	Second NB, div Park DNU	0.150	01/20/12	0.150	\$ 209,683.16	\$ 209,683.16	\$ 209,683.16	01/22/10
194702	303	REG	LD1002947	OLD FORT BANKING COMPANY	0.150	01/20/12	0.150	\$ 398,926.75	\$ 398,926.75	\$ 398,926.75	01/22/10
194735	303	REG	LD1002954	FIRST NATIONAL BANK, PANDORA	0.150	01/25/12	0.150	\$ 170,256.50	\$ 170,256.50	\$ 170,256.50	01/25/10
194736	303	REG	LD1002962	Second NB, div Park DNU	0.150	01/25/12	0.150	\$ 156,158.97	\$ 156,158.97	\$ 156,158.97	01/25/10
194740	303	REG	LD1002970	FIRST CITIZENS NATIONAL BANK	0.150	01/25/12	0.150	\$ 109,971.16	\$ 109,971.16	\$ 109,971.16	01/25/10
194749	303	REG	LD1002988	HUNTINGTON NATIONAL BANK, NA	0.150	01/26/12	0.150	\$ 19,551.18	\$ 19,551.18	\$ 19,551.18	01/26/10
194750	303	REG	LD1002996	SUTTON BANK	0.150	01/26/12	0.150	\$ 150,000.00	\$ 150,000.00	\$ 150,000.00	01/26/10
194766	303	REG	LD1003002	FARMERS CITIZENS BANK, BUCYRUS	0.150	01/27/12	0.150	\$ 126,448.53	\$ 126,448.53	\$ 126,448.53	01/27/10
194767	303	REG	LD1003010	SUTTON BANK	0.150	01/27/12	0.150	\$ 289,891.77	\$ 289,891.77	\$ 289,891.77	01/27/10
194777	303	REG	LD1003028	PEOPLES NATIONAL BANK, NEW LEX	0.150	01/27/12	0.150	\$ 262,360.65	\$ 262,360.65	\$ 262,360.65	01/28/10
194778	303	REG	LD1003036	HUNTINGTON NATIONAL BANK, NA	0.150	01/27/12	0.150	\$ 150,007.88	\$ 150,007.88	\$ 150,007.88	01/28/10
194785	303	REG	LD1003044	WESTFIELD BANK, FSB	0.150	01/27/12	0.150	\$ 253,078.47	\$ 253,078.47	\$ 253,078.47	01/28/10
194797	303	REG	LD1003051	Second NB, div Park DNU	0.150	02/01/12	0.150	\$ 77,463.05	\$ 77,463.05	\$ 77,463.05	02/01/10
194798	303	REG	LD1003069	Second NB, div Park DNU	0.150	02/01/12	0.150	\$ 139,713.51	\$ 139,713.51	\$ 139,713.51	02/01/10
194811	303	REG	LD1003077	1ST NATIONAL COMMUNITY BANK	0.150	02/02/12	0.150	\$ 102,786.84	\$ 102,786.84	\$ 102,786.84	02/02/10
194815	303	REG	LD1003085	1ST NATIONAL COMMUNITY BANK	0.150	02/02/12	0.150	\$ 236,425.49	\$ 236,425.49	\$ 236,425.49	02/02/10
194818	303	REG	LD1003093	AMERICAN SAVINGS BANK, FSB	0.150	02/02/12	0.150	\$ 84,206.99	\$ 84,206.99	\$ 84,206.99	02/02/10
194836	303	REG	LD1003101	FARMERS & MERCHANTS STATE BANK	0.150	02/03/12	0.150	\$ 185,032.92	\$ 185,032.92	\$ 185,032.92	02/03/10
194837	303	REG	LD1003119	FIRST CITIZENS NATIONAL BANK	0.150	02/03/12	0.150	\$ 17,223.40	\$ 17,223.40	\$ 17,223.40	02/03/10
194838	303	REG	LD1003127	FIRST CITIZENS NATIONAL BANK	0.150	02/03/12	0.150	\$ 311,010.11	\$ 311,010.11	\$ 311,010.11	02/03/10
194839	303	REG	LD1003135	COMMERCIAL SAVINGS BANK, UPPER S	0.150	02/03/12	0.150	\$ 91,836.94	\$ 91,836.94	\$ 91,836.94	02/03/10
194840	303	REG	LD1003143	FARMERS NATIONAL BANK, CANFIELD	0.150	02/03/12	0.150	\$ 188,675.34	\$ 188,675.34	\$ 188,675.34	02/04/10
194841	303	REG	LD1003150	CONSUMERS NATIONAL BANK	0.150	02/03/12	0.150	\$ 146,778.43	\$ 146,778.43	\$ 146,778.43	02/03/10
194883	303	REG	LD1003176	WESBANCO BANK, INC	0.150	02/08/12	0.150	\$ 393,254.29	\$ 393,254.29	\$ 393,254.29	02/08/10
194891	303	REG	LD1003184	SIGNATURE BANK, N.A.	0.150	02/09/12	0.150	\$ 147,451.48	\$ 147,451.48	\$ 147,451.48	02/09/10
194941	303	REG	LD1003192	HUNTINGTON NATIONAL BANK, NA	0.150	02/10/12	0.150	\$ 120,129.41	\$ 120,129.41	\$ 120,129.41	02/12/10
194943	303	REG	LD1003218	FIRST CITIZENS NATIONAL BANK	0.150	02/10/12	0.150	\$ 9,933.67	\$ 9,933.67	\$ 9,933.67	02/12/10
194954	303	REG	LD1003226	OLD FORT BANKING COMPANY	0.150	02/16/12	0.150	\$ 274,587.36	\$ 274,587.36	\$ 274,587.36	02/16/10
194955	303	REG	LD1003234	HOME LOAN SAVINGS BANK	0.150	02/16/12	0.150	\$ 66,527.95	\$ 66,527.95	\$ 66,527.95	02/16/10

PGM: INVS_MONTHEND_INVENTORY
 SOURCE: VisualQED
 MODEL: INVENTORY
 BASIS: SETTLEMENT
 AS-OF: 1/31/2011

JOSH MANDEL
 TREASURER, STATE OF OHIO

INVESTMENT INVENTORY
 SETTLED POSITIONS AS OF: 1/31/11

INVST#	FUND	FUND	CUSIP	DESCRIPTION	RATE	MATURITY	YIELD	PAR AMOUNT	BOOK VALUE	MARKET VALUE	1ST PUR
194956	303	REG	LD1003242	FIRST MERCHANTS BANK N.A.	0.150	02/16/12	0.150	\$ 400,000.00	\$ 400,000.00	\$ 400,000.00	02/16/10
195000	303	REG	LD1003259	OSGOOD STATE BANK	0.150	02/17/12	0.150	\$ 14,142.66	\$ 14,142.66	\$ 14,142.66	02/18/10
195003	303	REG	LD1003267	FIRST CITIZENS NATIONAL BANK	0.150	02/17/12	0.150	\$ 84,502.42	\$ 84,502.42	\$ 84,502.42	02/18/10
195034	303	REG	LD1003275	CITIZENS NATIONAL OF BLUFFTON	0.150	02/17/12	0.150	\$ 400,000.00	\$ 400,000.00	\$ 400,000.00	02/19/10
195035	303	REG	LD1003283	CITIZENS SAVINGS BANK, MARTINS F	0.150	02/17/12	0.150	\$ 215,909.26	\$ 215,909.26	\$ 215,909.26	02/19/10
195052	303	REG	LD1003291	WESTFIELD BANK, FSB	0.150	02/22/12	0.150	\$ 400,000.00	\$ 400,000.00	\$ 400,000.00	02/22/10
195072	303	REG	LD1003309	HOME SAVINGS BANK, KENT	0.150	02/23/12	0.150	\$ 379,322.05	\$ 379,322.05	\$ 379,322.05	02/23/10
195073	303	REG	LD1003317	SIGNATURE BANK, N.A.	0.150	02/23/12	0.150	\$ 163,315.04	\$ 163,315.04	\$ 163,315.04	02/23/10
195074	303	REG	LD1003325	PORTAGE COMMUNITY BANK	0.150	02/23/12	0.150	\$ 247,729.31	\$ 247,729.31	\$ 247,729.31	02/23/10
195098	303	REG	LD1003333	WESTFIELD BANK, FSB	0.150	02/24/12	0.150	\$ 400,000.00	\$ 400,000.00	\$ 400,000.00	02/24/10
195099	303	REG	LD1003341	FIRST FINANCIAL BANK, NA	0.150	02/24/12	0.150	\$ 46,690.93	\$ 46,690.93	\$ 46,690.93	02/24/10
195122	303	REG	LD1003358	FIRST FEDERAL COMMUNITY BK DOVER	0.150	02/24/12	0.150	\$ 271,189.40	\$ 271,189.40	\$ 271,189.40	02/24/10
195123	303	REG	LD1003366	FIRST FEDERAL COMMUNITY BK DOVER	0.150	02/24/12	0.150	\$ 340,196.46	\$ 340,196.46	\$ 340,196.46	02/24/10
195127	303	REG	LD1003374	FIRST CITIZENS NATIONAL BANK	0.150	02/24/12	0.150	\$ 78,772.18	\$ 78,772.18	\$ 78,772.18	02/25/10
195158	303	REG	LD1003382	OLD FORT BANKING COMPANY	0.150	02/24/12	0.150	\$ 36,152.70	\$ 36,152.70	\$ 36,152.70	02/26/10
195196	303	REG	LD1003390	LIBERTY NATIONAL BANK	0.150	03/01/12	0.150	\$ 396,580.37	\$ 396,580.37	\$ 396,580.37	03/01/10
195224	303	REG	LD1003408	HUNTINGTON NATIONAL BANK, NA	0.150	03/02/12	0.150	\$ 369,379.28	\$ 369,379.28	\$ 369,379.28	03/02/10
195225	303	REG	LD1003416	U.S. BANK, N.A.	0.150	03/02/12	0.150	\$ 73,640.06	\$ 73,640.06	\$ 73,640.06	03/02/10
195226	303	REG	LD1003424	U.S. BANK, N.A.	0.150	03/02/12	0.150	\$ 45,395.98	\$ 45,395.98	\$ 45,395.98	03/02/10
195227	303	REG	LD1003432	AMERICAN SAVINGS BANK, FSB	0.150	03/02/12	0.150	\$ 137,617.24	\$ 137,617.24	\$ 137,617.24	03/02/10
195278	303	REG	LD1003440	FIRST FINANCIAL BANK, NA	0.150	03/02/12	0.150	\$ 383,074.77	\$ 383,074.77	\$ 383,074.77	03/04/10
195305	303	REG	LD1003457	HUNTINGTON NATIONAL BANK, NA	0.150	03/05/12	0.150	\$ 323,001.83	\$ 323,001.83	\$ 323,001.83	03/05/10
195306	303	REG	LD1003465	CROGHAN COLONIAL BANK	0.150	03/05/12	0.150	\$ 16,540.24	\$ 16,540.24	\$ 16,540.24	03/05/10
195366	303	REG	LD1003473	U.S. BANK, N.A.	0.150	03/09/12	0.150	\$ 300,000.00	\$ 300,000.00	\$ 300,000.00	03/09/10
195424	303	REG	LD1003481	CF BANK	0.150	03/09/12	0.150	\$ 12,952.14	\$ 12,952.14	\$ 12,952.14	03/11/10
195447	303	REG	LD1003499	OHIO VALLEY BANK COMPANY	0.150	03/12/12	0.150	\$ 394,149.29	\$ 394,149.29	\$ 394,149.29	03/12/10
195448	303	REG	LD1003507	SIGNATURE BANK, N.A.	0.150	03/12/12	0.150	\$ 134,276.01	\$ 134,276.01	\$ 134,276.01	03/12/10
195449	303	REG	LD1003515	CITIZENS NATIONAL OF BLUFFTON	0.150	03/12/12	0.150	\$ 146,699.18	\$ 146,699.18	\$ 146,699.18	03/12/10
199348	303	REG	LD1100774	U.S. BANK, N.A.	0.150	03/14/12	0.150	\$ 367,445.11	\$ 367,445.11	\$ 367,445.11	08/03/10
195471	303	REG	LD1003523	VINTON COUNTY NATIONAL BANK	0.150	03/15/12	0.150	\$ 400,000.00	\$ 400,000.00	\$ 400,000.00	03/15/10
195472	303	REG	LD1003531	PARK NATIONAL BANK	0.150	03/15/12	0.150	\$ 82,677.20	\$ 82,677.20	\$ 82,677.20	03/15/10
195497	303	REG	LD1003549	AMERICAN SAVINGS BANK, FSB	0.150	03/16/12	0.150	\$ 300,000.00	\$ 300,000.00	\$ 300,000.00	03/16/10
195498	303	REG	LD1003556	FIRST CITIZENS NATIONAL BANK	0.150	03/16/12	0.150	\$ 64,517.35	\$ 64,517.35	\$ 64,517.35	03/16/10
195523	303	REG	LD1003564	PNC BANK, NA	0.150	03/16/12	0.150	\$ 400,000.00	\$ 400,000.00	\$ 400,000.00	03/17/10
195547	303	REG	LD1003572	NATIONAL BANK OF OAK HARBOR	0.150	03/16/12	0.150	\$ 146,560.02	\$ 146,560.02	\$ 146,560.02	03/18/10
195560	303	REG	LD1003580	PNC BANK, NA	0.150	03/16/12	0.150	\$ 210,352.12	\$ 210,352.12	\$ 210,352.12	03/18/10
195586	303	REG	LD1003598	UNION BANK COMPANY, COLS GROVE	0.150	03/19/12	0.150	\$ 394,926.62	\$ 394,926.62	\$ 394,926.62	03/19/10
195598	303	REG	LD1003606	HUNTINGTON NATIONAL BANK, NA	0.150	03/22/12	0.150	\$ 320,835.00	\$ 320,835.00	\$ 320,835.00	03/22/10
195599	303	REG	LD1003614	HUNTINGTON NATIONAL BANK, NA	0.150	03/22/12	0.150	\$ 300,000.00	\$ 300,000.00	\$ 300,000.00	03/22/10
195600	303	REG	LD1003622	HUNTINGTON NATIONAL BANK, NA	0.150	03/22/12	0.150	\$ 188,333.31	\$ 188,333.31	\$ 188,333.31	03/22/10
195621	303	REG	LD1003630	PARK NATIONAL BANK	0.150	03/23/12	0.150	\$ 376,190.50	\$ 376,190.50	\$ 376,190.50	03/23/10
195646	303	REG	LD1003648	CITIZENS SAVINGS BANK, MARTINS F	0.150	03/23/12	0.150	\$ 242,030.71	\$ 242,030.71	\$ 242,030.71	03/24/10
195649	303	REG	LD1003655	OLD FORT BANKING COMPANY	0.150	03/23/12	0.150	\$ 297,252.17	\$ 297,252.17	\$ 297,252.17	03/24/10
195677	303	REG	LD1003663	SIGNATURE BANK, N.A.	0.150	03/23/12	0.150	\$ 40,382.32	\$ 40,382.32	\$ 40,382.32	03/25/10
195695	303	REG	LD1003671	HEARTLAND BANK	0.150	03/23/12	0.150	\$ 277,756.09	\$ 277,756.09	\$ 277,756.09	03/25/10
195700	303	REG	LD1003689	Second NB, div Park DNU	0.150	03/26/12	0.150	\$ 28,653.83	\$ 28,653.83	\$ 28,653.83	03/26/10
195702	303	REG	LD1003697	CITIZENS NATIONAL OF BLUFFTON	0.150	03/26/12	0.150	\$ 338,744.57	\$ 338,744.57	\$ 338,744.57	03/26/10
195705	303	REG	LD1003705	NORTH VALLEY BANK	0.150	03/26/12	0.150	\$ 378,830.51	\$ 378,830.51	\$ 378,830.51	03/26/10
195730	303	REG	LD1003713	FARMERS NATIONAL BANK, CANFIELD	0.150	03/29/12	0.150	\$ 28,504.90	\$ 28,504.90	\$ 28,504.90	03/29/10
195732	303	REG	LD1003721	FARMERS NATIONAL BANK, CANFIELD	0.150	03/29/12	0.150	\$ 69,318.82	\$ 69,318.82	\$ 69,318.82	03/29/10
195750	303	REG	LD1003739	U.S. BANK, N.A.	0.150	03/30/12	0.150	\$ 71,341.01	\$ 71,341.01	\$ 71,341.01	03/30/10
195752	303	REG	LD1003747	U.S. BANK, N.A.	0.150	03/30/12	0.150	\$ 214,098.16	\$ 214,098.16	\$ 214,098.16	03/30/10
195753	303	REG	LD1003754	LIBERTY NATIONAL BANK	0.150	03/30/12	0.150	\$ 46,407.25	\$ 46,407.25	\$ 46,407.25	03/30/10
195755	303	REG	LD1003762	Second NB, div Park DNU	0.150	03/30/12	0.150	\$ 131,255.75	\$ 131,255.75	\$ 131,255.75	03/30/10
195782	303	REG	LD1003770	SIGNATURE BANK, N.A.	0.150	03/30/12	0.150	\$ 33,642.28	\$ 33,642.28	\$ 33,642.28	03/31/10
195783	303	REG	LD1003788	CITIZENS NATIONAL OF BLUFFTON	0.150	03/30/12	0.150	\$ 160,628.01	\$ 160,628.01	\$ 160,628.01	03/31/10

PGM: INVS_MONTHEND_INVENTORY
 SOURCE: VisualQED
 MODEL: INVENTORY
 BASIS: SETTLEMENT
 AS-OF: 1/31/2011

JOSH MANDEL
 TREASURER, STATE OF OHIO

INVESTMENT INVENTORY
 SETTLED POSITIONS AS OF: 1/31/11

INVST#	FUND	FUND	CUSIP	DESCRIPTION	RATE	MATURITY	YIELD	PAR AMOUNT	BOOK VALUE	MARKET VALUE	1ST PUR
195784	303	REG	LD1003796	FIRST FINANCIAL BANK, NA	0.150	03/30/12	0.150	\$ 183,978.42	\$ 183,978.42	\$ 183,978.42	03/31/10
195794	303	REG	LD1003804	HOME SAVINGS BANK, KENT	0.150	03/30/12	0.150	\$ 203,823.78	\$ 203,823.78	\$ 203,823.78	04/01/10
195809	303	REG	LD1003812	GENOA BANKING COMPANY	0.150	04/02/12	0.150	\$ 63,226.55	\$ 63,226.55	\$ 63,226.55	04/02/10
195810	303	REG	LD1003820	FIRST NATIONAL BANK, PANDORA	0.150	04/02/12	0.150	\$ 22,500.00	\$ 22,500.00	\$ 22,500.00	04/02/10
195811	303	REG	LD1003838	OLD FORT BANKING COMPANY	0.150	04/02/12	0.150	\$ 366,741.29	\$ 366,741.29	\$ 366,741.29	04/02/10
195812	303	REG	LD1003846	FIRST STATE BANK OF ADAMS COUNTY	0.150	04/02/12	0.150	\$ 26,817.47	\$ 26,817.47	\$ 26,817.47	04/02/10
195822	303	REG	LD1003853	AMERICAN SAVINGS BANK, FSB	0.150	04/05/12	0.150	\$ 297,243.55	\$ 297,243.55	\$ 297,243.55	04/05/10
195832	303	REG	LD1003861	HUNTINGTON NATIONAL BANK, NA	0.150	04/06/12	0.150	\$ 400,000.00	\$ 400,000.00	\$ 400,000.00	04/06/10
195833	303	REG	LD1003879	HUNTINGTON NATIONAL BANK, NA	0.150	04/06/12	0.150	\$ 66,929.96	\$ 66,929.96	\$ 66,929.96	04/06/10
195834	303	REG	LD1003887	FIRST CITIZENS NATIONAL BANK	0.150	04/06/12	0.150	\$ 80,447.38	\$ 80,447.38	\$ 80,447.38	04/06/10
195835	303	REG	LD1003895	U.S. BANK, N.A.	0.150	04/06/12	0.150	\$ 68,494.76	\$ 68,494.76	\$ 68,494.76	04/06/10
195871	303	REG	LD1003903	FIFTH THIRD BANK	0.150	04/06/12	0.150	\$ 272,631.33	\$ 272,631.33	\$ 272,631.33	04/07/10
195872	303	REG	LD1003911	FIRST CITIZENS NATIONAL BANK	0.150	04/06/12	0.150	\$ 49,783.75	\$ 49,783.75	\$ 49,783.75	04/07/10
195873	303	REG	LD1003929	HUNTINGTON NATIONAL BANK, NA	0.150	04/06/12	0.150	\$ 88,837.72	\$ 88,837.72	\$ 88,837.72	04/07/10
195875	303	REG	LD1003937	HUNTINGTON NATIONAL BANK, NA	0.150	04/06/12	0.150	\$ 277,990.17	\$ 277,990.17	\$ 277,990.17	04/07/10
195876	303	REG	LD1003945	OLD FORT BANKING COMPANY	0.150	04/06/12	0.150	\$ 277,098.78	\$ 277,098.78	\$ 277,098.78	04/07/10
195877	303	REG	LD1003952	Second NB, div Park DNU	0.150	04/06/12	0.150	\$ 174,675.88	\$ 174,675.88	\$ 174,675.88	04/07/10
195895	303	REG	LD1003960	FIRST FEDERAL BANK OF THE MIDWEST	0.150	04/06/12	0.150	\$ 22,116.99	\$ 22,116.99	\$ 22,116.99	04/08/10
195896	303	REG	LD1003978	WESTFIELD BANK, FSB	0.150	04/06/12	0.150	\$ 378,804.28	\$ 378,804.28	\$ 378,804.28	04/08/10
195897	303	REG	LD1003986	FARMERS & MERCHANTS STATE BANK	0.150	04/06/12	0.150	\$ 180,833.98	\$ 180,833.98	\$ 180,833.98	04/08/10
195898	303	REG	LD1003994	OSGOOD STATE BANK	0.150	04/06/12	0.150	\$ 59,374.31	\$ 59,374.31	\$ 59,374.31	04/08/10
195913	303	REG	LD1004000	OLD FORT BANKING COMPANY	0.150	04/06/12	0.150	\$ 270,821.31	\$ 270,821.31	\$ 270,821.31	04/08/10
195916	303	REG	LD1004018	HUNTINGTON NATIONAL BANK, NA	0.150	04/09/12	0.150	\$ 150,990.95	\$ 150,990.95	\$ 150,990.95	04/09/10
195917	303	REG	LD1004026	OLD FORT BANKING COMPANY	0.150	04/09/12	0.150	\$ 122,733.78	\$ 122,733.78	\$ 122,733.78	04/09/10
195918	303	REG	LD1004034	OLD FORT BANKING COMPANY	0.150	04/09/12	0.150	\$ 29,629.41	\$ 29,629.41	\$ 29,629.41	04/09/10
195933	303	REG	LD1004042	ST. HENRY BANK	0.150	04/09/12	0.150	\$ 270,600.08	\$ 270,600.08	\$ 270,600.08	04/09/10
195937	303	REG	LD1004059	FIRST CITIZENS NATIONAL BANK	0.150	04/12/12	0.150	\$ 77,501.13	\$ 77,501.13	\$ 77,501.13	04/12/10
195939	303	REG	LD1004067	FIRST FINANCIAL BANK, NA	0.150	04/12/12	0.150	\$ 369,015.61	\$ 369,015.61	\$ 369,015.61	04/12/10
195959	303	REG	LD1004075	LIBERTY NATIONAL BANK	0.150	04/13/12	0.150	\$ 48,820.38	\$ 48,820.38	\$ 48,820.38	04/13/10
195960	303	REG	LD1004083	OLD FORT BANKING COMPANY	0.150	04/13/12	0.150	\$ 46,459.93	\$ 46,459.93	\$ 46,459.93	04/13/10
195961	303	REG	LD1004091	OLD FORT BANKING COMPANY	0.150	04/13/12	0.150	\$ 119,290.33	\$ 119,290.33	\$ 119,290.33	04/13/10
195963	303	REG	LD1004109	FIRST CITIZENS NATIONAL BANK	0.150	04/13/12	0.150	\$ 108,819.79	\$ 108,819.79	\$ 108,819.79	04/13/10
195989	303	REG	LD1004117	AMERICAN SAVINGS BANK, FSB	0.150	04/13/12	0.150	\$ 49,253.81	\$ 49,253.81	\$ 49,253.81	04/14/10
195991	303	REG	LD1004125	AMERICAN SAVINGS BANK, FSB	0.150	04/13/12	0.150	\$ 26,170.87	\$ 26,170.87	\$ 26,170.87	04/14/10
195993	303	REG	LD1004133	FIRST MERCHANTS BANK N.A.	0.150	04/13/12	0.150	\$ 32,141.44	\$ 32,141.44	\$ 32,141.44	04/14/10
195994	303	REG	LD1004141	OHIO VALLEY BANK COMPANY	0.150	04/13/12	0.150	\$ 45,418.48	\$ 45,418.48	\$ 45,418.48	04/14/10
196165	303	REG	LD1004158	FARMERS STATE BANK, NEW MADISON	0.150	04/13/12	0.150	\$ 47,479.81	\$ 47,479.81	\$ 47,479.81	04/15/10
196175	303	REG	LD1004166	CITIZENS BANKING CO., SANDUSKY	0.150	04/13/12	0.150	\$ 37,125.58	\$ 37,125.58	\$ 37,125.58	04/15/10
196403	303	REG	LD1004174	FIRST FEDERAL COMMUNITY BK DOVER	0.150	04/16/12	0.150	\$ 95,520.15	\$ 95,520.15	\$ 95,520.15	04/16/10
196412	303	REG	LD1004182	OSGOOD STATE BANK	0.150	04/16/12	0.150	\$ 90,781.89	\$ 90,781.89	\$ 90,781.89	04/16/10
196415	303	REG	LD1004190	OHIO VALLEY BANK COMPANY	0.150	04/16/12	0.150	\$ 148,000.00	\$ 148,000.00	\$ 148,000.00	04/16/10
196416	303	REG	LD1004208	FARMERS NATIONAL BANK, CANFIELD	0.150	04/16/12	0.150	\$ 381,760.29	\$ 381,760.29	\$ 381,760.29	04/16/10
196417	303	REG	LD1004216	FARMERS SAVINGS BANK, SPENCER	0.150	04/16/12	0.150	\$ 396,575.51	\$ 396,575.51	\$ 396,575.51	04/16/10
196433	303	REG	LD1004224	FIRST NATIONAL BANK, PANDORA	0.150	04/19/12	0.150	\$ 40,000.00	\$ 40,000.00	\$ 40,000.00	04/19/10
196434	303	REG	LD1004232	HUNTINGTON NATIONAL BANK, NA	0.150	04/19/12	0.150	\$ 400,000.00	\$ 400,000.00	\$ 400,000.00	04/19/10
196435	303	REG	LD1004240	FARMERS & MERCHANTS STATE BANK	0.150	04/19/12	0.150	\$ 113,366.83	\$ 113,366.83	\$ 113,366.83	04/19/10
196436	303	REG	LD1004257	SIGNATURE BANK, N.A.	0.150	04/19/12	0.150	\$ 383,625.81	\$ 383,625.81	\$ 383,625.81	04/19/10
196612	303	REG	LD1004265	Century NB, div Park DNU	0.150	04/20/12	0.150	\$ 383,346.32	\$ 383,346.32	\$ 383,346.32	04/20/10
196614	303	REG	LD1004273	U.S. BANK, N.A.	0.150	04/20/12	0.150	\$ 100,000.00	\$ 100,000.00	\$ 100,000.00	04/20/10
196615	303	REG	LD1004281	STATE BANK & TRUST COMPANY	0.150	04/20/12	0.150	\$ 100,000.00	\$ 100,000.00	\$ 100,000.00	04/20/10
196669	303	REG	LD1004299	FIRST FEDERAL BANK OF THE MIDWEST	0.150	04/20/12	0.150	\$ 400,000.00	\$ 400,000.00	\$ 400,000.00	04/21/10
196672	303	REG	LD1004307	CITIZENS NATIONAL OF BLUFFTON	0.150	04/20/12	0.150	\$ 42,905.54	\$ 42,905.54	\$ 42,905.54	04/21/10
196674	303	REG	LD1004315	FIRST CITIZENS NATIONAL BANK	0.150	04/20/12	0.150	\$ 73,382.74	\$ 73,382.74	\$ 73,382.74	04/21/10
196744	303	REG	LD1004323	HEARTLAND BANK	0.150	04/20/12	0.150	\$ 99,456.31	\$ 99,456.31	\$ 99,456.31	04/22/10
196773	303	REG	LD1004331	CF BANK	0.150	04/23/12	0.150	\$ 326,257.07	\$ 326,257.07	\$ 326,257.07	04/23/10
196774	303	REG	LD1004349	CROGHAN COLONIAL BANK	0.150	04/23/12	0.150	\$ 106,136.14	\$ 106,136.14	\$ 106,136.14	04/23/10

PGM: INVS_MONTHEND_INVENTORY
 SOURCE: VisualQED
 MODEL: INVENTORY
 BASIS: SETTLEMENT
 AS-OF: 1/31/2011

JOSH MANDEL
 TREASURER, STATE OF OHIO

INVESTMENT INVENTORY
 SETTLED POSITIONS AS OF: 1/31/11

INVST#	FUND	FUND	CUSIP	DESCRIPTION	RATE	MATURITY	YIELD	PAR AMOUNT	BOOK VALUE	MARKET VALUE	1ST PUR
196776	303	REG	LD1004356	FARMERS & MERCHANTS STATE BANK	0.150	04/23/12	0.150	\$ 197,947.15	\$ 197,947.15	\$ 197,947.15	04/23/10
196799	303	REG	LD1004364	OSGOOD STATE BANK	0.150	04/23/12	0.150	\$ 240,010.45	\$ 240,010.45	\$ 240,010.45	04/23/10
196819	303	REG	LD1004372	PEOPLES BANK, N.A. MARIETTA	0.150	04/26/12	0.150	\$ 42,940.41	\$ 42,940.41	\$ 42,940.41	04/26/10
196820	303	REG	LD1004380	WESTFIELD BANK, FSB	0.150	04/26/12	0.150	\$ 189,914.62	\$ 189,914.62	\$ 189,914.62	04/26/10
196821	303	REG	LD1004398	OSGOOD STATE BANK	0.150	04/26/12	0.150	\$ 130,986.65	\$ 130,986.65	\$ 130,986.65	04/26/10
196894	303	REG	LD1004406	FARMERS & MERCHANTS STATE BANK	0.150	04/27/12	0.150	\$ 393,250.95	\$ 393,250.95	\$ 393,250.95	04/28/10
196896	303	REG	LD1004414	HUNTINGTON NATIONAL BANK, NA	0.150	04/27/12	0.150	\$ 40,322.56	\$ 40,322.56	\$ 40,322.56	04/28/10
196919	303	REG	LD1004422	AMERICAN SAVINGS BANK, FSB	0.150	04/27/12	0.150	\$ 216,325.03	\$ 216,325.03	\$ 216,325.03	04/28/10
196922	303	REG	LD1004430	FIRST FINANCIAL BANK, NA	0.150	04/27/12	0.150	\$ 23,990.12	\$ 23,990.12	\$ 23,990.12	04/29/10
196939	303	REG	LD1004448	COMMUNITY BANK, CROOKSVILLE	0.150	04/30/12	0.150	\$ 162,880.82	\$ 162,880.82	\$ 162,880.82	04/30/10
196941	303	REG	LD1004455	HUNTINGTON NATIONAL BANK, NA	0.150	04/30/12	0.150	\$ 400,000.00	\$ 400,000.00	\$ 400,000.00	04/30/10
196943	303	REG	LD1004463	LIBERTY NATIONAL BANK	0.150	04/30/12	0.150	\$ 197,166.28	\$ 197,166.28	\$ 197,166.28	04/30/10
196968	303	REG	LD1004471	WAYNE SAVINGS COMMUNITY BANK	0.150	05/03/12	0.150	\$ 350,452.56	\$ 350,452.56	\$ 350,452.56	05/03/10
196969	303	REG	LD1004489	WAYNE SAVINGS COMMUNITY BANK	0.150	05/03/12	0.150	\$ 341,046.79	\$ 341,046.79	\$ 341,046.79	05/03/10
196970	303	REG	LD1004497	WAYNE SAVINGS COMMUNITY BANK	0.150	05/03/12	0.150	\$ 385,665.29	\$ 385,665.29	\$ 385,665.29	05/03/10
196971	303	REG	LD1004505	HUNTINGTON NATIONAL BANK, NA	0.150	05/03/12	0.150	\$ 46,377.87	\$ 46,377.87	\$ 46,377.87	05/03/10
196972	303	REG	LD1004513	FORT JENNINGS STATE BANK	0.150	05/03/12	0.150	\$ 295,553.91	\$ 295,553.91	\$ 295,553.91	05/03/10
196973	303	REG	LD1004521	FORT JENNINGS STATE BANK	0.150	05/03/12	0.150	\$ 224,959.46	\$ 224,959.46	\$ 224,959.46	05/03/10
197004	303	REG	LD1004539	U.S. BANK, N.A.	0.150	05/04/12	0.150	\$ 391,413.54	\$ 391,413.54	\$ 391,413.54	05/04/10
197005	303	REG	LD1004547	HUNTINGTON NATIONAL BANK, NA	0.150	05/04/12	0.150	\$ 400,000.00	\$ 400,000.00	\$ 400,000.00	05/04/10
197006	303	REG	LD1004554	FIRST FEDERAL BANK OF THE MIDWEST	0.150	05/04/12	0.150	\$ 400,000.00	\$ 400,000.00	\$ 400,000.00	05/04/10
197008	303	REG	LD1004562	FARMERS & MERCHANTS STATE BANK	0.150	05/04/12	0.150	\$ 100,000.00	\$ 100,000.00	\$ 100,000.00	05/04/10
197024	303	REG	LD1004570	FIRST FEDERAL BANK OF THE MIDWEST	0.150	05/04/12	0.150	\$ 316,090.63	\$ 316,090.63	\$ 316,090.63	05/05/10
197025	303	REG	LD1004588	OSGOOD STATE BANK	0.150	05/04/12	0.150	\$ 88,595.09	\$ 88,595.09	\$ 88,595.09	05/05/10
197026	303	REG	LD1004596	PARK NATIONAL BANK	0.150	05/04/12	0.150	\$ 35,663.84	\$ 35,663.84	\$ 35,663.84	05/05/10
197049	303	REG	LD1004604	FARMERS & MERCHANTS STATE BANK	0.150	05/04/12	0.150	\$ 86,574.72	\$ 86,574.72	\$ 86,574.72	05/06/10
197050	303	REG	LD1004612	HENRY COUNTY BANK	0.150	05/04/12	0.150	\$ 71,285.41	\$ 71,285.41	\$ 71,285.41	05/06/10
197052	303	REG	LD1004620	HUNTINGTON NATIONAL BANK, NA	0.150	05/04/12	0.150	\$ 229,405.48	\$ 229,405.48	\$ 229,405.48	05/06/10
197080	303	REG	LD1004638	CITIZENS SAVINGS BANK, MARTINS F	0.150	05/07/12	0.150	\$ 126,878.84	\$ 126,878.84	\$ 126,878.84	05/07/10
197082	303	REG	LD1004646	WESTFIELD BANK, FSB	0.150	05/07/12	0.150	\$ 112,582.41	\$ 112,582.41	\$ 112,582.41	05/07/10
197085	303	REG	LD1004653	FIRST FEDERAL BANK OF THE MIDWEST	0.150	05/07/12	0.150	\$ 83,021.51	\$ 83,021.51	\$ 83,021.51	05/07/10
197138	303	REG	LD1004661	U.S. BANK, N.A.	0.150	05/10/12	0.150	\$ 175,024.07	\$ 175,024.07	\$ 175,024.07	05/10/10
197144	303	REG	LD1004679	WESTERN RESERVE BANK	0.150	05/10/12	0.150	\$ 39,000.00	\$ 39,000.00	\$ 39,000.00	05/10/10
197155	303	REG	LD1004687	FIRST NATIONAL BANK, PANDORA	0.150	05/10/12	0.150	\$ 100,000.00	\$ 100,000.00	\$ 100,000.00	05/10/10
197156	303	REG	LD1004695	AMERICAN SAVINGS BANK, FSB	0.150	05/10/12	0.150	\$ 29,923.90	\$ 29,923.90	\$ 29,923.90	05/10/10
197157	303	REG	LD1004703	OLD FORT BANKING COMPANY	0.150	05/10/12	0.150	\$ 109,551.32	\$ 109,551.32	\$ 109,551.32	05/10/10
197161	303	REG	LD1004711	WESTERN RESERVE BANK	0.150	05/11/12	0.150	\$ 25,961.20	\$ 25,961.20	\$ 25,961.20	05/11/10
197162	303	REG	LD1004729	WESTERN RESERVE BANK	0.150	05/11/12	0.150	\$ 116,886.72	\$ 116,886.72	\$ 116,886.72	05/11/10
197163	303	REG	LD1004737	WESTFIELD BANK, FSB	0.150	05/11/12	0.150	\$ 208,500.54	\$ 208,500.54	\$ 208,500.54	05/11/10
197164	303	REG	LD1004745	OSGOOD STATE BANK	0.150	05/11/12	0.150	\$ 36,921.64	\$ 36,921.64	\$ 36,921.64	05/11/10
197165	303	REG	LD1004752	OSGOOD STATE BANK	0.150	05/11/12	0.150	\$ 302,242.50	\$ 302,242.50	\$ 302,242.50	05/11/10
197166	303	REG	LD1004760	FORT JENNINGS STATE BANK	0.150	05/11/12	0.150	\$ 400,000.00	\$ 400,000.00	\$ 400,000.00	05/11/10
197167	303	REG	LD1004778	FARMERS & MERCHANTS STATE BANK	0.150	05/11/12	0.150	\$ 141,605.39	\$ 141,605.39	\$ 141,605.39	05/11/10
197203	303	REG	LD1004786	NATIONAL BANK OF OAK HARBOR	0.150	05/11/12	0.150	\$ 25,838.59	\$ 25,838.59	\$ 25,838.59	05/12/10
197206	303	REG	LD1004794	FARMERS & MERCHANTS STATE BANK	0.150	05/11/12	0.150	\$ 369,892.54	\$ 369,892.54	\$ 369,892.54	05/12/10
197245	303	REG	LD1004802	OLD FORT BANKING COMPANY	0.150	05/11/12	0.150	\$ 338,208.43	\$ 338,208.43	\$ 338,208.43	05/13/10
197246	303	REG	LD1004810	FIRST FEDERAL BANK OF THE MIDWEST	0.150	05/11/12	0.150	\$ 20,000.00	\$ 20,000.00	\$ 20,000.00	05/13/10
197247	303	REG	LD1004828	HUNTINGTON NATIONAL BANK, NA	0.150	05/11/12	0.150	\$ 46,083.87	\$ 46,083.87	\$ 46,083.87	05/13/10
197248	303	REG	LD1004836	SIGNATURE BANK, N.A.	0.150	05/11/12	0.150	\$ 227,251.11	\$ 227,251.11	\$ 227,251.11	05/13/10
197249	303	REG	LD1004844	SIGNATURE BANK, N.A.	0.150	05/11/12	0.150	\$ 218,444.33	\$ 218,444.33	\$ 218,444.33	05/13/10
197250	303	REG	LD1004851	MUTUAL FEDERAL SAVINGS	0.150	05/11/12	0.150	\$ 231,440.89	\$ 231,440.89	\$ 231,440.89	05/13/10
197252	303	REG	LD1004869	WESBANCO BANK, INC	0.150	05/11/12	0.150	\$ 299,117.87	\$ 299,117.87	\$ 299,117.87	05/13/10
197261	303	REG	LD1004877	OSGOOD STATE BANK	0.150	05/14/12	0.150	\$ 94,194.46	\$ 94,194.46	\$ 94,194.46	05/14/10
197262	303	REG	LD1004885	FIRST FEDERAL BANK OF THE MIDWEST	0.150	05/14/12	0.150	\$ 400,000.00	\$ 400,000.00	\$ 400,000.00	05/14/10
197295	303	REG	LD1004893	WAYNE SAVINGS COMMUNITY BANK	0.150	05/17/12	0.150	\$ 114,178.22	\$ 114,178.22	\$ 114,178.22	05/17/10
197296	303	REG	LD1004901	CITIZENS NATIONAL OF BLUFFTON	0.150	05/17/12	0.150	\$ 221,300.25	\$ 221,300.25	\$ 221,300.25	05/17/10

PGM: INVS_MONTHEND_INVENTORY
 SOURCE: VisualQED
 MODEL: INVENTORY
 BASIS: SETTLEMENT
 AS-OF: 1/31/2011

JOSH MANDEL
 TREASURER, STATE OF OHIO

INVESTMENT INVENTORY
 SETTLED POSITIONS AS OF: 1/31/11

INVST#	FUND	FUND	CUSIP	DESCRIPTION	RATE	MATURITY	YIELD	PAR AMOUNT	BOOK VALUE	MARKET VALUE	1ST PUR
197297	303	REG	LD1004919	WESTFIELD BANK, FSB	0.150	05/17/12	0.150	\$ 119,218.06	\$ 119,218.06	\$ 119,218.06	05/17/10
197314	303	REG	LD1004927	FIRST NATIONAL BANK, PANDORA	0.150	05/17/12	0.150	\$ 57,711.47	\$ 57,711.47	\$ 57,711.47	05/17/10
197315	303	REG	LD1004935	CITIZENS BANKING CO., SANDUSKY	0.150	05/17/12	0.150	\$ 295,352.67	\$ 295,352.67	\$ 295,352.67	05/17/10
197321	303	REG	LD1004943	AMERICAN SAVINGS BANK, FSB	0.150	05/18/12	0.150	\$ 228,649.69	\$ 228,649.69	\$ 228,649.69	05/18/10
197322	303	REG	LD1004950	CF BANK	0.150	05/18/12	0.150	\$ 39,149.71	\$ 39,149.71	\$ 39,149.71	05/18/10
197323	303	REG	LD1004968	U.S. BANK, N.A.	0.150	05/18/12	0.150	\$ 162,689.29	\$ 162,689.29	\$ 162,689.29	05/18/10
197324	303	REG	LD1004976	COMMERCIAL SAVINGS BANK, UPPER S	0.150	05/18/12	0.150	\$ 153,539.94	\$ 153,539.94	\$ 153,539.94	05/18/10
197325	303	REG	LD1004984	FIFTH THIRD BANK	0.150	05/18/12	0.150	\$ 272,528.70	\$ 272,528.70	\$ 272,528.70	05/18/10
197326	303	REG	LD1004992	FIRST FINANCIAL BANK, NA	0.150	05/18/12	0.150	\$ 156,994.87	\$ 156,994.87	\$ 156,994.87	05/18/10
197327	303	REG	LD1005007	U.S. BANK, N.A.	0.150	05/18/12	0.150	\$ 61,288.25	\$ 61,288.25	\$ 61,288.25	05/18/10
197328	303	REG	LD1005015	CITIZENS NATIONAL OF BLUFFTON	0.150	05/18/12	0.150	\$ 6,248.55	\$ 6,248.55	\$ 6,248.55	05/18/10
197362	303	REG	LD1005023	CITIZENS SAVINGS BANK, MARTINS F	0.150	05/18/12	0.150	\$ 210,013.66	\$ 210,013.66	\$ 210,013.66	05/19/10
197366	303	REG	LD1005031	CITIZENS SAVINGS BANK, MARTINS F	0.150	05/18/12	0.150	\$ 65,705.72	\$ 65,705.72	\$ 65,705.72	05/19/10
197369	303	REG	LD1005049	FIRST FEDERAL BANK OF THE MIDWEST	0.150	05/18/12	0.150	\$ 400,000.00	\$ 400,000.00	\$ 400,000.00	05/19/10
197372	303	REG	LD1005056	WESTFIELD BANK, FSB	0.150	05/18/12	0.150	\$ 33,515.91	\$ 33,515.91	\$ 33,515.91	05/19/10
197373	303	REG	LD1005064	SIGNATURE BANK, N.A.	0.150	05/18/12	0.150	\$ 215,534.00	\$ 215,534.00	\$ 215,534.00	05/19/10
197374	303	REG	LD1005072	MUTUAL FEDERAL SAVINGS	0.150	05/18/12	0.150	\$ 367,296.51	\$ 367,296.51	\$ 367,296.51	05/19/10
197410	303	REG	LD1005080	HUNTINGTON NATIONAL BANK, NA	0.150	05/18/12	0.150	\$ 200,000.00	\$ 200,000.00	\$ 200,000.00	05/20/10
197437	303	REG	LD1005098	WAYNE SAVINGS COMMUNITY BANK	0.150	05/21/12	0.150	\$ 227,218.96	\$ 227,218.96	\$ 227,218.96	05/21/10
197438	303	REG	LD1005106	CROGHAN COLONIAL BANK	0.150	05/21/12	0.150	\$ 26,863.07	\$ 26,863.07	\$ 26,863.07	05/21/10
197504	303	REG	LD1005114	FIRST NATIONAL BANK, PANDORA	0.150	05/24/12	0.150	\$ 150,000.00	\$ 150,000.00	\$ 150,000.00	05/24/10
197524	303	REG	LD1005122	WESTFIELD BANK, FSB	0.150	05/25/12	0.150	\$ 242,700.40	\$ 242,700.40	\$ 242,700.40	05/25/10
197549	303	REG	LD1005130	FIRST FINANCIAL BANK, NA	0.150	05/25/12	0.150	\$ 107,483.73	\$ 107,483.73	\$ 107,483.73	05/26/10
197551	303	REG	LD1005148	OSGOOD STATE BANK	0.150	05/25/12	0.150	\$ 11,300.91	\$ 11,300.91	\$ 11,300.91	05/26/10
197588	303	REG	LD1005155	OLD FORT BANKING COMPANY	0.150	05/25/12	0.150	\$ 294,078.41	\$ 294,078.41	\$ 294,078.41	05/27/10
197590	303	REG	LD1005163	FIFTH THIRD BANK	0.150	05/25/12	0.150	\$ 160,690.78	\$ 160,690.78	\$ 160,690.78	05/27/10
197593	303	REG	LD1005171	OSGOOD STATE BANK	0.150	05/25/12	0.150	\$ 400,000.00	\$ 400,000.00	\$ 400,000.00	05/27/10
197614	303	REG	LD1005189	CITIZENS NATIONAL OF BLUFFTON	0.150	05/25/12	0.150	\$ 189,171.59	\$ 189,171.59	\$ 189,171.59	05/28/10
197615	303	REG	LD1005197	WESTFIELD BANK, FSB	0.150	05/25/12	0.150	\$ 97,077.04	\$ 97,077.04	\$ 97,077.04	05/28/10
197617	303	REG	LD1005205	METAMORA STATE BANK	0.150	05/25/12	0.150	\$ 84,581.15	\$ 84,581.15	\$ 84,581.15	05/28/10
197624	303	REG	LD1005213	CITIZENS SAVINGS BANK, MARTINS F	0.150	06/01/12	0.150	\$ 110,494.34	\$ 110,494.34	\$ 110,494.34	06/01/10
197625	303	REG	LD1005221	U.S. BANK, N.A.	0.150	06/01/12	0.150	\$ 126,674.64	\$ 126,674.64	\$ 126,674.64	06/01/10
197646	303	REG	LD1005239	PARK NATIONAL BANK	0.150	06/01/12	0.150	\$ 53,358.81	\$ 53,358.81	\$ 53,358.81	06/02/10
197647	303	REG	LD1005247	FIRST NATIONAL BANK, BELLEVUE	0.150	06/01/12	0.150	\$ 141,338.43	\$ 141,338.43	\$ 141,338.43	06/02/10
197648	303	REG	LD1005254	HENRY COUNTY BANK	0.150	06/01/12	0.150	\$ 17,054.93	\$ 17,054.93	\$ 17,054.93	06/02/10
197649	303	REG	LD1005262	WESTERN RESERVE BANK	0.150	06/01/12	0.150	\$ 123,441.15	\$ 123,441.15	\$ 123,441.15	06/02/10
197650	303	REG	LD1005270	WESTERN RESERVE BANK	0.150	06/01/12	0.150	\$ 21,186.97	\$ 21,186.97	\$ 21,186.97	06/02/10
197721	303	REG	LD1005288	AMERICAN SAVINGS BANK, FSB	0.150	06/04/12	0.150	\$ 249,949.00	\$ 249,949.00	\$ 249,949.00	06/04/10
197722	303	REG	LD1005296	PEOPLES BANK, N.A. MARIETTA	0.150	06/04/12	0.150	\$ 26,590.05	\$ 26,590.05	\$ 26,590.05	06/04/10
197723	303	REG	LD1005304	NATIONAL BANK OF OAK HARBOR	0.150	06/04/12	0.150	\$ 394,189.31	\$ 394,189.31	\$ 394,189.31	06/04/10
197724	303	REG	LD1005312	FARMERS & MERCHANTS STATE BANK	0.150	06/04/12	0.150	\$ 148,337.59	\$ 148,337.59	\$ 148,337.59	06/04/10
197727	303	REG	LD1005320	CITIZENS SAVINGS BANK, MARTINS F	0.150	06/04/12	0.150	\$ 271,928.75	\$ 271,928.75	\$ 271,928.75	06/04/10
197730	303	REG	LD1005338	CITIZENS SAVINGS BANK, MARTINS F	0.150	06/04/12	0.150	\$ 277,205.01	\$ 277,205.01	\$ 277,205.01	06/04/10
197740	303	REG	LD1005346	FIRST NATIONAL BANK, BELLEVUE	0.150	06/07/12	0.150	\$ 257,512.95	\$ 257,512.95	\$ 257,512.95	06/07/10
197780	303	REG	LD1005361	FARMERS CITIZENS BANK, BUCYRUS	0.150	06/08/12	0.150	\$ 380,112.68	\$ 380,112.68	\$ 380,112.68	06/08/10
197783	303	REG	LD1005379	FARMERS CITIZENS BANK, BUCYRUS	0.150	06/08/12	0.150	\$ 380,057.81	\$ 380,057.81	\$ 380,057.81	06/08/10
197785	303	REG	LD1005387	FIRST CITIZENS NATIONAL BANK	0.150	06/08/12	0.150	\$ 85,825.57	\$ 85,825.57	\$ 85,825.57	06/08/10
197791	303	REG	LD1005395	HUNTINGTON NATIONAL BANK, NA	0.150	06/08/12	0.150	\$ 227,489.37	\$ 227,489.37	\$ 227,489.37	06/08/10
197792	303	REG	LD1005403	CITIZENS SAVINGS BANK, MARTINS F	0.150	06/08/12	0.150	\$ 321,379.01	\$ 321,379.01	\$ 321,379.01	06/08/10
197793	303	REG	LD1005411	MECHANICS SAVINGS BANK	0.150	06/08/12	0.150	\$ 23,044.57	\$ 23,044.57	\$ 23,044.57	06/08/10
197823	303	REG	LD1005429	FIRST CITIZENS NATIONAL BANK	0.150	06/08/12	0.150	\$ 35,904.50	\$ 35,904.50	\$ 35,904.50	06/09/10
197824	303	REG	LD1005437	WESTERN RESERVE BANK	0.150	06/08/12	0.150	\$ 22,043.51	\$ 22,043.51	\$ 22,043.51	06/09/10
197826	303	REG	LD1005445	WESTERN RESERVE BANK	0.150	06/08/12	0.150	\$ 18,595.62	\$ 18,595.62	\$ 18,595.62	06/09/10
197869	303	REG	LD1005452	HOME SAVINGS BANK, KENT	0.150	06/08/12	0.150	\$ 140,875.62	\$ 140,875.62	\$ 140,875.62	06/10/10
197870	303	REG	LD1005460	HUNTINGTON NATIONAL BANK, NA	0.150	06/08/12	0.150	\$ 39,640.38	\$ 39,640.38	\$ 39,640.38	06/10/10
197871	303	REG	LD1005478	HUNTINGTON NATIONAL BANK, NA	0.150	06/08/12	0.150	\$ 194,255.98	\$ 194,255.98	\$ 194,255.98	06/10/10

PGM: INVS_MONTHEND_INVENTORY
 SOURCE: VisualQED
 MODEL: INVENTORY
 BASIS: SETTLEMENT
 AS-OF: 1/31/2011

JOSH MANDEL
 TREASURER, STATE OF OHIO

INVESTMENT INVENTORY
 SETTLED POSITIONS AS OF: 1/31/11

INVS#	FUND	FUND	CUSIP	DESCRIPTION	RATE	MATURITY	YIELD	PAR AMOUNT	BOOK VALUE	MARKET VALUE	1ST PUR
197872	303	REG	LD1005486	WESTERN RESERVE BANK	0.150	06/08/12	0.150	\$ 392,376.52	\$ 392,376.52	\$ 392,376.52	06/10/10
197873	303	REG	LD1005494	FIRST NATIONAL BANK, NEW BREMEN	0.150	06/08/12	0.150	\$ 234,448.60	\$ 234,448.60	\$ 234,448.60	06/10/10
197874	303	REG	LD1005502	FARMERS CITIZENS BANK, BUCYRUS	0.150	06/08/12	0.150	\$ 131,603.64	\$ 131,603.64	\$ 131,603.64	06/10/10
197875	303	REG	LD1005510	First-Knox NB, div Park DNU	0.150	06/08/12	0.150	\$ 170,833.23	\$ 170,833.23	\$ 170,833.23	06/10/10
197905	303	REG	LD1005528	FAHEY BANKING COMPANY	0.150	06/14/12	0.150	\$ 376,170.97	\$ 376,170.97	\$ 376,170.97	06/14/10
197937	303	REG	LD1005536	STATE BANK & TRUST COMPANY	0.150	06/15/12	0.150	\$ 50,932.76	\$ 50,932.76	\$ 50,932.76	06/15/10
197938	303	REG	LD1005544	U.S. BANK, N.A.	0.150	06/15/12	0.150	\$ 196,734.02	\$ 196,734.02	\$ 196,734.02	06/15/10
197972	303	REG	LD1005551	CITIZENS NATIONAL OF BLUFFTON	0.150	06/15/12	0.150	\$ 55,568.99	\$ 55,568.99	\$ 55,568.99	06/16/10
197973	303	REG	LD1005569	CITIZENS NATIONAL OF BLUFFTON	0.150	06/15/12	0.150	\$ 114,476.93	\$ 114,476.93	\$ 114,476.93	06/16/10
197974	303	REG	LD1005577	CITIZENS NATIONAL OF BLUFFTON	0.150	06/15/12	0.150	\$ 100,000.00	\$ 100,000.00	\$ 100,000.00	06/16/10
197975	303	REG	LD1005585	CF BANK	0.150	06/15/12	0.150	\$ 379,447.00	\$ 379,447.00	\$ 379,447.00	06/16/10
197976	303	REG	LD1005593	FORT JENNINGS STATE BANK	0.150	06/15/12	0.150	\$ 190,044.35	\$ 190,044.35	\$ 190,044.35	06/16/10
198009	303	REG	LD1005601	FARMERS NATIONAL BANK, CANFIELD	0.150	06/15/12	0.150	\$ 282,800.17	\$ 282,800.17	\$ 282,800.17	06/17/10
198026	303	REG	LD1005619	OHIO VALLEY BANK COMPANY	0.150	06/15/12	0.150	\$ 161,123.31	\$ 161,123.31	\$ 161,123.31	06/17/10
198043	303	REG	LD1005627	FIRST FINANCIAL BANK, NA	0.150	06/18/12	0.150	\$ 220,000.00	\$ 220,000.00	\$ 220,000.00	06/18/10
198044	303	REG	LD1005635	FIRST CITIZENS NATIONAL BANK	0.150	06/18/12	0.150	\$ 129,825.61	\$ 129,825.61	\$ 129,825.61	06/18/10
198105	303	REG	LD1005643	CF BANK	0.150	06/21/12	0.150	\$ 348,058.62	\$ 348,058.62	\$ 348,058.62	06/21/10
198106	303	REG	LD1005650	FORT JENNINGS STATE BANK	0.150	06/21/12	0.150	\$ 58,843.58	\$ 58,843.58	\$ 58,843.58	06/21/10
198107	303	REG	LD1005668	FIFTH THIRD BANK	0.150	06/21/12	0.150	\$ 274,579.06	\$ 274,579.06	\$ 274,579.06	06/21/10
198108	303	REG	LD1005676	OLD FORT BANKING COMPANY	0.150	06/21/12	0.150	\$ 43,705.28	\$ 43,705.28	\$ 43,705.28	06/21/10
198111	303	REG	LD1005684	CITIZENS BANKING CO., SANDUSKY	0.150	06/22/12	0.150	\$ 335,720.58	\$ 335,720.58	\$ 335,720.58	06/22/10
198112	303	REG	LD1005692	CORTLAND SAVINGS & BANKING CO	0.150	06/22/12	0.150	\$ 83,930.74	\$ 83,930.74	\$ 83,930.74	06/22/10
198113	303	REG	LD1005700	WESTERN RESERVE BANK	0.150	06/22/12	0.150	\$ 348,257.62	\$ 348,257.62	\$ 348,257.62	06/22/10
198117	303	REG	LD1005718	FIRST FEDERAL COMMUNITY BK DOVER	0.150	06/22/12	0.150	\$ 359,030.08	\$ 359,030.08	\$ 359,030.08	06/22/10
198148	303	REG	LD1005726	SAVINGS BANK	0.150	06/22/12	0.150	\$ 22,171.15	\$ 22,171.15	\$ 22,171.15	06/23/10
198152	303	REG	LD1005734	NATIONAL BANK & TRUST COMPANY	0.150	06/22/12	0.150	\$ 53,552.59	\$ 53,552.59	\$ 53,552.59	06/23/10
198163	303	REG	LD1005742	NATIONAL BANK & TRUST COMPANY	0.150	06/22/12	0.150	\$ 58,875.57	\$ 58,875.57	\$ 58,875.57	06/23/10
198170	303	REG	LD1005759	CROGHAN COLONIAL BANK	0.150	06/22/12	0.150	\$ 54,834.66	\$ 54,834.66	\$ 54,834.66	06/23/10
198198	303	REG	LD1005767	FIRST NATIONAL BANK, PANDORA	0.150	06/22/12	0.150	\$ 80,000.00	\$ 80,000.00	\$ 80,000.00	06/24/10
198200	303	REG	LD1005775	FIRST NATIONAL BANK, PANDORA	0.150	06/22/12	0.150	\$ 50,000.00	\$ 50,000.00	\$ 50,000.00	06/24/10
198199	303	REG	LD1005783	FIRST NATIONAL BANK, PANDORA	0.150	06/22/12	0.150	\$ 55,000.00	\$ 55,000.00	\$ 55,000.00	06/24/10
198202	303	REG	LD1005791	FIRST NATIONAL BANK, PANDORA	0.150	06/22/12	0.150	\$ 75,000.00	\$ 75,000.00	\$ 75,000.00	06/24/10
198204	303	REG	LD1005809	FIRST NATIONAL BANK, PANDORA	0.150	06/22/12	0.150	\$ 75,000.00	\$ 75,000.00	\$ 75,000.00	06/24/10
198206	303	REG	LD1005817	GENOA BANKING COMPANY	0.150	06/22/12	0.150	\$ 359,636.28	\$ 359,636.28	\$ 359,636.28	06/24/10
198209	303	REG	LD1005825	HUNTINGTON NATIONAL BANK, NA	0.150	06/22/12	0.150	\$ 263,751.37	\$ 263,751.37	\$ 263,751.37	06/24/10
198214	303	REG	LD1005833	FIRST MERCHANTS BANK N.A.	0.150	06/22/12	0.150	\$ 36,933.36	\$ 36,933.36	\$ 36,933.36	06/24/10
198259	303	REG	LD1005841	COMMERCIAL & SAVINGS BANK, MILLE	0.150	06/25/12	0.150	\$ 67,988.98	\$ 67,988.98	\$ 67,988.98	06/25/10
198262	303	REG	LD1005858	FARMERS & MERCHANTS STATE BANK	0.150	06/25/12	0.150	\$ 161,391.56	\$ 161,391.56	\$ 161,391.56	06/25/10
198264	303	REG	LD1005866	WESTERN RESERVE BANK	0.150	06/25/12	0.150	\$ 205,163.53	\$ 205,163.53	\$ 205,163.53	06/25/10
198267	303	REG	LD1005874	FIRST FEDERAL BANK OF THE MIDWEST	0.150	06/25/12	0.150	\$ 291,882.48	\$ 291,882.48	\$ 291,882.48	06/25/10
198329	303	REG	LD1005882	FIRST FEDERAL BANK OF THE MIDWEST	0.150	06/29/12	0.150	\$ 400,000.00	\$ 400,000.00	\$ 400,000.00	06/29/10
198330	303	REG	LD1005890	WESTFIELD BANK, FSB	0.150	06/29/12	0.150	\$ 227,292.82	\$ 227,292.82	\$ 227,292.82	06/29/10
198331	303	REG	LD1005908	PARK NATIONAL BANK	0.150	06/29/12	0.150	\$ 86,455.16	\$ 86,455.16	\$ 86,455.16	06/29/10
198332	303	REG	LD1005916	SIGNATURE BANK, N.A.	0.150	06/29/12	0.150	\$ 67,352.76	\$ 67,352.76	\$ 67,352.76	06/29/10
198333	303	REG	LD1005924	WESTERN RESERVE BANK	0.150	06/29/12	0.150	\$ 238,120.31	\$ 238,120.31	\$ 238,120.31	06/29/10
198334	303	REG	LD1005932	FORT JENNINGS STATE BANK	0.150	06/29/12	0.150	\$ 220,386.82	\$ 220,386.82	\$ 220,386.82	06/29/10
198513	303	REG	LD1100014	HUNTINGTON NATIONAL BANK, NA	0.150	06/29/12	0.150	\$ 77,999.85	\$ 77,999.85	\$ 77,999.85	07/02/10
198514	303	REG	LD1100022	HUNTINGTON NATIONAL BANK, NA	0.150	06/29/12	0.150	\$ 203,240.62	\$ 203,240.62	\$ 203,240.62	07/02/10
198515	303	REG	LD1100030	FIRST CITIZENS NATIONAL BANK	0.150	06/29/12	0.150	\$ 285,654.60	\$ 285,654.60	\$ 285,654.60	07/02/10
198516	303	REG	LD1100048	SUTTON BANK	0.150	06/29/12	0.150	\$ 116,326.74	\$ 116,326.74	\$ 116,326.74	07/02/10
198517	303	REG	LD1100055	COMMERCIAL & SAVINGS BANK, MILLE	0.150	06/29/12	0.150	\$ 193,247.32	\$ 193,247.32	\$ 193,247.32	07/02/10
198518	303	REG	LD1100063	CROGHAN COLONIAL BANK	0.150	06/29/12	0.150	\$ 29,163.60	\$ 29,163.60	\$ 29,163.60	07/02/10
198533	303	REG	LD1100071	U.S. BANK, N.A.	0.150	07/06/12	0.150	\$ 250,000.00	\$ 250,000.00	\$ 250,000.00	07/06/10
198535	303	REG	LD1100089	U.S. BANK, N.A.	0.150	07/06/12	0.150	\$ 74,725.24	\$ 74,725.24	\$ 74,725.24	07/06/10
198536	303	REG	LD1100097	U.S. BANK, N.A.	0.150	07/06/12	0.150	\$ 75,004.79	\$ 75,004.79	\$ 75,004.79	07/06/10
198538	303	REG	LD1100105	U.S. BANK, N.A.	0.150	07/06/12	0.150	\$ 110,894.14	\$ 110,894.14	\$ 110,894.14	07/06/10

PGM: INVS_MONTHEND_INVENTORY
 SOURCE: VisualQED
 MODEL: INVENTORY
 BASIS: SETTLEMENT
 AS-OF: 1/31/2011

JOSH MANDEL
 TREASURER, STATE OF OHIO

INVESTMENT INVENTORY
 SETTLED POSITIONS AS OF: 1/31/11

INVST#	FUND	FUND	CUSIP	DESCRIPTION	RATE	MATURITY	YIELD	PAR AMOUNT	BOOK VALUE	MARKET VALUE	1ST PUR
198539	303	REG	LD1100113	U.S. BANK, N.A.	0.150	07/06/12	0.150	\$ 28,273.28	\$ 28,273.28	\$ 28,273.28	07/06/10
198540	303	REG	LD1100121	SIGNATURE BANK, N.A.	0.150	07/06/12	0.150	\$ 214,895.45	\$ 214,895.45	\$ 214,895.45	07/06/10
198541	303	REG	LD1100139	FIRST STATE BANK OF ADAMS COUNTY	0.150	07/06/12	0.150	\$ 347,966.68	\$ 347,966.68	\$ 347,966.68	07/06/10
198542	303	REG	LD1100147	SIGNATURE BANK, N.A.	0.150	07/06/12	0.150	\$ 40,065.32	\$ 40,065.32	\$ 40,065.32	07/06/10
198543	303	REG	LD1100154	WESTFIELD BANK, FSB	0.150	07/06/12	0.150	\$ 175,328.44	\$ 175,328.44	\$ 175,328.44	07/06/10
198544	303	REG	LD1100162	PARK NATIONAL BANK	0.150	07/06/12	0.150	\$ 137,942.38	\$ 137,942.38	\$ 137,942.38	07/06/10
198545	303	REG	LD1100170	FIRST NATIONAL BANK, PANDORA	0.150	07/06/12	0.150	\$ 80,000.00	\$ 80,000.00	\$ 80,000.00	07/06/10
198546	303	REG	LD1100188	FIRST NATIONAL BANK, PANDORA	0.150	07/06/12	0.150	\$ 60,000.00	\$ 60,000.00	\$ 60,000.00	07/06/10
198547	303	REG	LD1100196	FIRST NATIONAL BANK, PANDORA	0.150	07/06/12	0.150	\$ 150,000.00	\$ 150,000.00	\$ 150,000.00	07/06/10
198548	303	REG	LD1100204	FIRST FEDERAL BANK OF THE MIDWEST	0.150	07/06/12	0.150	\$ 72,155.45	\$ 72,155.45	\$ 72,155.45	07/06/10
198590	303	REG	LD1100212	HENRY COUNTY BANK	0.150	07/06/12	0.150	\$ 178,627.82	\$ 178,627.82	\$ 178,627.82	07/07/10
198591	303	REG	LD1100220	CROGHAN COLONIAL BANK	0.150	07/06/12	0.150	\$ 185,071.92	\$ 185,071.92	\$ 185,071.92	07/07/10
198625	303	REG	LD1100238	CONSUMERS NATIONAL BANK	0.150	07/06/12	0.150	\$ 232,739.49	\$ 232,739.49	\$ 232,739.49	07/08/10
198626	303	REG	LD1100246	HUNTINGTON NATIONAL BANK, NA	0.150	07/06/12	0.150	\$ 300,000.00	\$ 300,000.00	\$ 300,000.00	07/08/10
198627	303	REG	LD1100253	FARMERS CITIZENS BANK, BUCYRUS	0.150	07/06/12	0.150	\$ 378,618.19	\$ 378,618.19	\$ 378,618.19	07/08/10
198660	303	REG	LD1100261	FIRST MERCHANTS BANK N.A.	0.150	07/09/12	0.150	\$ 36,336.14	\$ 36,336.14	\$ 36,336.14	07/09/10
198661	303	REG	LD1100279	HUNTINGTON NATIONAL BANK, NA	0.150	07/09/12	0.150	\$ 281,397.06	\$ 281,397.06	\$ 281,397.06	07/09/10
198726	303	REG	LD1100287	ST. HENRY BANK	0.150	07/12/12	0.150	\$ 58,144.72	\$ 58,144.72	\$ 58,144.72	07/12/10
198727	303	REG	LD1100295	FARMERS & MERCHANTS STATE BANK	0.150	07/12/12	0.150	\$ 10,728.89	\$ 10,728.89	\$ 10,728.89	07/12/10
198729	303	REG	LD1100303	FIRST MERCHANTS BANK N.A.	0.150	07/12/12	0.150	\$ 141,340.07	\$ 141,340.07	\$ 141,340.07	07/12/10
198732	303	REG	LD1100311	FIRST MERCHANTS BANK N.A.	0.150	07/12/12	0.150	\$ 400,000.00	\$ 400,000.00	\$ 400,000.00	07/12/10
198740	303	REG	LD1100329	APPLE CREEK BANKING COMPANY	0.150	07/12/12	0.150	\$ 77,801.99	\$ 77,801.99	\$ 77,801.99	07/12/10
198810	303	REG	LD1100337	WAYNE SAVINGS COMMUNITY BANK	0.150	07/13/12	0.150	\$ 195,405.05	\$ 195,405.05	\$ 195,405.05	07/14/10
198872	303	REG	LD1100345	VINTON COUNTY NATIONAL BANK	0.150	07/16/12	0.150	\$ 390,997.95	\$ 390,997.95	\$ 390,997.95	07/16/10
198874	303	REG	LD1100352	FIRST CITIZENS NATIONAL BANK	0.150	07/16/12	0.150	\$ 69,827.70	\$ 69,827.70	\$ 69,827.70	07/16/10
198878	303	REG	LD1100360	WAYNE SAVINGS COMMUNITY BANK	0.150	07/16/12	0.150	\$ 65,324.47	\$ 65,324.47	\$ 65,324.47	07/16/10
198884	303	REG	LD1100378	CITIZENS BANKING CO., SANDUSKY	0.150	07/16/12	0.150	\$ 365,570.87	\$ 365,570.87	\$ 365,570.87	07/16/10
198911	303	REG	LD1100386	SAVINGS BANK	0.150	07/19/12	0.150	\$ 391,125.90	\$ 391,125.90	\$ 391,125.90	07/19/10
198912	303	REG	LD1100394	SAVINGS BANK	0.150	07/19/12	0.150	\$ 208,266.44	\$ 208,266.44	\$ 208,266.44	07/19/10
198913	303	REG	LD1100402	FIRST FINANCIAL BANK, NA	0.150	07/19/12	0.150	\$ 133,162.29	\$ 133,162.29	\$ 133,162.29	07/19/10
198959	303	REG	LD1100428	HEARTLAND BANK	0.150	07/20/12	0.150	\$ 178,718.23	\$ 178,718.23	\$ 178,718.23	07/20/10
198960	303	REG	LD1100436	CROGHAN COLONIAL BANK	0.150	07/20/12	0.150	\$ 116,833.34	\$ 116,833.34	\$ 116,833.34	07/20/10
198961	303	REG	LD1100444	FIRST FEDERAL BANK OF THE MIDWEST	0.150	07/20/12	0.150	\$ 135,677.23	\$ 135,677.23	\$ 135,677.23	07/20/10
198962	303	REG	LD1100451	WESTFIELD BANK, FSB	0.150	07/20/12	0.150	\$ 400,000.00	\$ 400,000.00	\$ 400,000.00	07/20/10
199005	303	REG	LD1100469	FIRST FINANCIAL BANK, NA	0.150	07/20/12	0.150	\$ 183,489.23	\$ 183,489.23	\$ 183,489.23	07/21/10
199006	303	REG	LD1100477	WESTERN RESERVE BANK	0.150	07/20/12	0.150	\$ 390,959.66	\$ 390,959.66	\$ 390,959.66	07/21/10
199007	303	REG	LD1100485	FIRST NATIONAL BANK, BELLEVUE	0.150	07/20/12	0.150	\$ 400,000.00	\$ 400,000.00	\$ 400,000.00	07/21/10
199055	303	REG	LD1100493	HUNTINGTON NATIONAL BANK, NA	0.150	07/20/12	0.150	\$ 34,966.42	\$ 34,966.42	\$ 34,966.42	07/22/10
199056	303	REG	LD1100501	FORT JENNINGS STATE BANK	0.150	07/20/12	0.150	\$ 170,442.65	\$ 170,442.65	\$ 170,442.65	07/22/10
199057	303	REG	LD1100519	WESTFIELD BANK, FSB	0.150	07/20/12	0.150	\$ 290,173.34	\$ 290,173.34	\$ 290,173.34	07/22/10
199058	303	REG	LD1100527	WESTFIELD BANK, FSB	0.150	07/20/12	0.150	\$ 84,167.84	\$ 84,167.84	\$ 84,167.84	07/22/10
199059	303	REG	LD1100535	WESTFIELD BANK, FSB	0.150	07/20/12	0.150	\$ 225,197.33	\$ 225,197.33	\$ 225,197.33	07/22/10
199099	303	REG	LD1100543	CITIZENS SAVINGS BANK, MARTINS F	0.150	07/23/12	0.150	\$ 377,092.53	\$ 377,092.53	\$ 377,092.53	07/23/10
199100	303	REG	LD1100550	GENOA BANKING COMPANY	0.150	07/23/12	0.150	\$ 24,008.31	\$ 24,008.31	\$ 24,008.31	07/23/10
199128	303	REG	LD1100568	FIRST FEDERAL BANK OF THE MIDWEST	0.150	07/26/12	0.150	\$ 150,000.00	\$ 150,000.00	\$ 150,000.00	07/26/10
199129	303	REG	LD1100576	WATERFORD BANK N.A.	0.150	07/26/12	0.150	\$ 356,534.00	\$ 356,534.00	\$ 356,534.00	07/26/10
199161	303	REG	LD1100584	CORTLAND SAVINGS & BANKING CO	0.150	07/27/12	0.150	\$ 230,245.41	\$ 230,245.41	\$ 230,245.41	07/27/10
199162	303	REG	LD1100592	CORTLAND SAVINGS & BANKING CO	0.150	07/27/12	0.150	\$ 386,888.84	\$ 386,888.84	\$ 386,888.84	07/27/10
199163	303	REG	LD1100600	COMMUNITY FIRST BANK	0.150	07/27/12	0.150	\$ 60,441.06	\$ 60,441.06	\$ 60,441.06	07/27/10
199188	303	REG	LD1100618	FARMERS NATIONAL BANK, CANFIELD	0.150	07/27/12	0.150	\$ 299,385.16	\$ 299,385.16	\$ 299,385.16	07/28/10
199195	303	REG	LD1100626	FIRST FINANCIAL BANK, NA	0.150	07/27/12	0.150	\$ 311,063.99	\$ 311,063.99	\$ 311,063.99	07/28/10
199197	303	REG	LD1100634	WESTFIELD BANK, FSB	0.150	07/27/12	0.150	\$ 188,781.08	\$ 188,781.08	\$ 188,781.08	07/28/10
199198	303	REG	LD1100642	WESTFIELD BANK, FSB	0.150	07/27/12	0.150	\$ 233,287.91	\$ 233,287.91	\$ 233,287.91	07/28/10
199199	303	REG	LD1100659	FARMERS CITIZENS BANK, BUCYRUS	0.150	07/27/12	0.150	\$ 242,921.34	\$ 242,921.34	\$ 242,921.34	07/28/10
199200	303	REG	LD1100667	BANK OF MAUMEE *	0.150	07/27/12	0.150	\$ 78,019.05	\$ 78,019.05	\$ 78,019.05	07/28/10
199231	303	REG	LD1100675	WESTFIELD BANK, FSB	0.150	07/27/12	0.150	\$ 400,000.00	\$ 400,000.00	\$ 400,000.00	07/29/10

PGM: INVS_MONTHEND_INVENTORY
 SOURCE: VisualQED
 MODEL: INVENTORY
 BASIS: SETTLEMENT
 AS-OF: 1/31/2011

JOSH MANDEL
 TREASURER, STATE OF OHIO

INVESTMENT INVENTORY
 SETTLED POSITIONS AS OF: 1/31/11

INVT#	FUND	FUND	CUSIP	DESCRIPTION	RATE	MATURITY	YIELD	PAR AMOUNT	BOOK VALUE	MARKET VALUE	1ST PUR
199232	303	REG	LD1100683	FIRST CITIZENS NATIONAL BANK	0.150	07/27/12	0.150	\$ 66,048.59	\$ 66,048.59	\$ 66,048.59	07/29/10
199233	303	REG	LD1100691	HUNTINGTON NATIONAL BANK, NA	0.150	07/27/12	0.150	\$ 218,982.70	\$ 218,982.70	\$ 218,982.70	07/29/10
199234	303	REG	LD1100709	HUNTINGTON NATIONAL BANK, NA	0.150	07/27/12	0.150	\$ 400,000.00	\$ 400,000.00	\$ 400,000.00	07/29/10
199253	303	REG	LD1100717	FORT JENNINGS STATE BANK	0.150	07/30/12	0.150	\$ 34,429.20	\$ 34,429.20	\$ 34,429.20	07/30/10
199306	303	REG	LD1100733	MECHANICS SAVINGS BANK	0.150	08/02/12	0.150	\$ 23,697.29	\$ 23,697.29	\$ 23,697.29	08/02/10
199307	303	REG	LD1100741	PARK NATIONAL BANK	0.150	08/02/12	0.150	\$ 272,142.36	\$ 272,142.36	\$ 272,142.36	08/02/10
199309	303	REG	LD1100758	OLD FORT BANKING COMPANY	0.150	08/02/12	0.150	\$ 198,554.32	\$ 198,554.32	\$ 198,554.32	08/02/10
199342	303	REG	LD1100766	CITIZENS NATIONAL OF BLUFFTON	0.150	08/03/12	0.150	\$ 330,441.63	\$ 330,441.63	\$ 330,441.63	08/03/10
199350	303	REG	LD1100782	U.S. BANK, N.A.	0.150	08/03/12	0.150	\$ 315,204.55	\$ 315,204.55	\$ 315,204.55	08/03/10
199351	303	REG	LD1100790	U.S. BANK, N.A.	0.150	08/03/12	0.150	\$ 367,760.95	\$ 367,760.95	\$ 367,760.95	08/03/10
199378	303	REG	LD1100808	FIRST FEDERAL BANK OFTHE MIDWEST	0.150	08/03/12	0.150	\$ 231,842.01	\$ 231,842.01	\$ 231,842.01	08/04/10
199382	303	REG	LD1100816	COMMERCIAL & SAVINGS BANK, MILLE	0.150	08/03/12	0.150	\$ 346,809.66	\$ 346,809.66	\$ 346,809.66	08/04/10
199414	303	REG	LD1100824	CORTLAND SAVINGS & BANKING CO	0.150	08/03/12	0.150	\$ 344,519.26	\$ 344,519.26	\$ 344,519.26	08/05/10
199418	303	REG	LD1100832	HUNTINGTON NATIONAL BANK, NA	0.150	08/03/12	0.150	\$ 375,000.00	\$ 375,000.00	\$ 375,000.00	08/05/10
199422	303	REG	LD1100840	WESTFIELD BANK, FSB	0.150	08/03/12	0.150	\$ 205,710.33	\$ 205,710.33	\$ 205,710.33	08/05/10
199487	303	REG	LD1100857	Richland Trust Co, div Park DNU	0.150	08/09/12	0.150	\$ 109,073.97	\$ 109,073.97	\$ 109,073.97	08/09/10
199488	303	REG	LD1100865	FIFTH THIRD BANK	0.150	08/09/12	0.150	\$ 233,965.62	\$ 233,965.62	\$ 233,965.62	08/09/10
199490	303	REG	LD1100873	FIFTH THIRD BANK	0.150	08/09/12	0.150	\$ 35,574.96	\$ 35,574.96	\$ 35,574.96	08/09/10
199497	303	REG	LD1100881	FIRST FINANCIAL BANK, NA	0.150	08/09/12	0.150	\$ 388,547.00	\$ 388,547.00	\$ 388,547.00	08/09/10
199499	303	REG	LD1100899	STATE BANK & TRUST COMPANY	0.150	08/09/12	0.150	\$ 160,000.00	\$ 160,000.00	\$ 160,000.00	08/09/10
199500	303	REG	LD1100907	WESTERN RESERVE BANK	0.150	08/09/12	0.150	\$ 206,832.17	\$ 206,832.17	\$ 206,832.17	08/09/10
199501	303	REG	LD1100915	CITIZENS SAVINGS BANK, MARTINS F	0.150	08/09/12	0.150	\$ 82,958.26	\$ 82,958.26	\$ 82,958.26	08/09/10
199535	303	REG	LD1100923	STATE BANK & TRUST COMPANY	0.150	08/10/12	0.150	\$ 50,000.00	\$ 50,000.00	\$ 50,000.00	08/10/10
199590	303	REG	LD1100931	CITIZENS NATIONAL OF BLUFFTON	0.150	08/10/12	0.150	\$ 40,457.78	\$ 40,457.78	\$ 40,457.78	08/11/10
199591	303	REG	LD1100949	FIRST CITIZENS NATIONAL BANK	0.150	08/10/12	0.150	\$ 55,158.37	\$ 55,158.37	\$ 55,158.37	08/11/10
199645	303	REG	LD1100956	COMMUNITY BANK, CROOKSVILLE	0.150	08/13/12	0.150	\$ 260,475.00	\$ 260,475.00	\$ 260,475.00	08/13/10
199718	303	REG	LD1100964	U.S. BANK, N.A.	0.150	08/17/12	0.150	\$ 130,000.00	\$ 130,000.00	\$ 130,000.00	08/17/10
199762	303	REG	LD1100972	FIRST FEDERAL BANK OFTHE MIDWEST	0.150	08/17/12	0.150	\$ 333,051.54	\$ 333,051.54	\$ 333,051.54	08/18/10
199763	303	REG	LD1100980	CITIZENS NATIONAL BANK, SW OHIO	0.150	08/17/12	0.150	\$ 158,176.49	\$ 158,176.49	\$ 158,176.49	08/18/10
199807	303	REG	LD1100998	PNC BANK, NA	0.150	08/17/12	0.150	\$ 110,754.64	\$ 110,754.64	\$ 110,754.64	08/19/10
199809	303	REG	LD1101004	CORTLAND SAVINGS & BANKING CO	0.150	08/17/12	0.150	\$ 203,983.32	\$ 203,983.32	\$ 203,983.32	08/19/10
199833	303	REG	LD1101012	HUNTINGTON NATIONAL BANK, NA	0.150	08/20/12	0.150	\$ 171,000.00	\$ 171,000.00	\$ 171,000.00	08/20/10
199834	303	REG	LD1101020	FARMERS CITIZENS BANK, BUCYRUS	0.150	08/20/12	0.150	\$ 178,450.00	\$ 178,450.00	\$ 178,450.00	08/20/10
199901	303	REG	LD1101038	FIRST FINANCIAL BANK, NA	0.150	08/24/12	0.150	\$ 18,072.29	\$ 18,072.29	\$ 18,072.29	08/24/10
199902	303	REG	LD1101046	PARK NATIONAL BANK	0.150	08/24/12	0.150	\$ 300,000.00	\$ 300,000.00	\$ 300,000.00	08/24/10
200000	303	REG	LD1101053	HUNTINGTON NATIONAL BANK, NA	0.150	08/24/12	0.150	\$ 240,000.00	\$ 240,000.00	\$ 240,000.00	08/26/10
200001	303	REG	LD1101061	GENOA BANKING COMPANY	0.150	08/24/12	0.150	\$ 148,000.00	\$ 148,000.00	\$ 148,000.00	08/26/10
200002	303	REG	LD1101079	SIGNATURE BANK, N.A.	0.150	08/24/12	0.150	\$ 400,000.00	\$ 400,000.00	\$ 400,000.00	08/26/10
200003	303	REG	LD1101087	PARK NATIONAL BANK	0.150	08/24/12	0.150	\$ 188,299.14	\$ 188,299.14	\$ 188,299.14	08/26/10
200004	303	REG	LD1101095	CORTLAND SAVINGS & BANKING CO	0.150	08/24/12	0.150	\$ 330,126.00	\$ 330,126.00	\$ 330,126.00	08/26/10
200005	303	REG	LD1101103	CORTLAND SAVINGS & BANKING CO	0.150	08/24/12	0.150	\$ 378,054.39	\$ 378,054.39	\$ 378,054.39	08/26/10
200006	303	REG	LD1101111	FIRST FEDERAL COMMUNITY BK DOVER	0.150	08/24/12	0.150	\$ 135,000.00	\$ 135,000.00	\$ 135,000.00	08/26/10
200007	303	REG	LD1101129	CITIZENS SAVINGS BANK, MARTINS F	0.150	08/24/12	0.150	\$ 90,000.00	\$ 90,000.00	\$ 90,000.00	08/26/10
200100	303	REG	LD1101137	PARK NATIONAL BANK	0.150	08/31/12	0.150	\$ 150,000.00	\$ 150,000.00	\$ 150,000.00	08/31/10
200102	303	REG	LD1101145	PARK NATIONAL BANK	0.150	08/31/12	0.150	\$ 50,000.00	\$ 50,000.00	\$ 50,000.00	08/31/10
200107	303	REG	LD1101152	SIGNATURE BANK, N.A.	0.150	08/31/12	0.150	\$ 400,000.00	\$ 400,000.00	\$ 400,000.00	08/31/10
200108	303	REG	LD1101160	OLD FORT BANKING COMPANY	0.150	08/31/12	0.150	\$ 400,000.00	\$ 400,000.00	\$ 400,000.00	08/31/10
200109	303	REG	LD1101178	NATIONAL BANK OF OAK HARBOR	0.150	08/31/12	0.150	\$ 258,227.93	\$ 258,227.93	\$ 258,227.93	08/31/10
200110	303	REG	LD1101186	LIBERTY NATIONAL BANK	0.150	08/31/12	0.150	\$ 359,965.03	\$ 359,965.03	\$ 359,965.03	08/31/10
200143	303	REG	LD1101194	FARMERS CITIZENS BANK, BUCYRUS	0.150	08/31/12	0.150	\$ 350,000.00	\$ 350,000.00	\$ 350,000.00	09/01/10
200144	303	REG	LD1101202	FIRST FINANCIAL BANK, NA	0.150	08/31/12	0.150	\$ 400,000.00	\$ 400,000.00	\$ 400,000.00	09/01/10
200198	303	REG	LD1101210	HUNTINGTON NATIONAL BANK, NA	0.150	08/31/12	0.150	\$ 38,700.00	\$ 38,700.00	\$ 38,700.00	09/03/10
200231	303	REG	LD1101228	SIGNATURE BANK, N.A.	0.150	09/07/12	0.150	\$ 400,000.00	\$ 400,000.00	\$ 400,000.00	09/07/10
200232	303	REG	LD1101236	SIGNATURE BANK, N.A.	0.150	09/07/12	0.150	\$ 50,000.00	\$ 50,000.00	\$ 50,000.00	09/07/10
200233	303	REG	LD1101244	PEOPLES SAVINGS BANK, NEW METAMO	0.150	09/07/12	0.150	\$ 77,000.00	\$ 77,000.00	\$ 77,000.00	09/07/10
200259	303	REG	LD1101251	AMERICAN SAVINGS BANK, FSB	0.150	09/07/12	0.150	\$ 187,000.00	\$ 187,000.00	\$ 187,000.00	09/07/10

PGM: INVS_MONTHEND_INVENTORY
 SOURCE: VisualQED
 MODEL: INVENTORY
 BASIS: SETTLEMENT
 AS-OF: 1/31/2011

JOSH MANDEL
 TREASURER, STATE OF OHIO

INVESTMENT INVENTORY
 SETTLED POSITIONS AS OF: 1/31/11

INVST#	FUND	FUND	CUSIP	DESCRIPTION	RATE	MATURITY	YIELD	PAR AMOUNT	BOOK VALUE	MARKET VALUE	1ST PUR
200277	303	REG	LD1101269	CROGHAN COLONIAL BANK	0.150	09/07/12	0.150	\$ 400,000.00	\$ 400,000.00	\$ 400,000.00	09/08/10
200280	303	REG	LD1101277	FARMERS NATIONAL BANK, CANFIELD	0.150	09/07/12	0.150	\$ 120,000.00	\$ 120,000.00	\$ 120,000.00	09/08/10
200282	303	REG	LD1101285	FARMERS NATIONAL BANK, CANFIELD	0.150	09/07/12	0.150	\$ 91,105.81	\$ 91,105.81	\$ 91,105.81	09/08/10
200297	303	REG	LD1101293	AMERICAN SAVINGS BANK, FSB	0.150	09/07/12	0.150	\$ 200,000.00	\$ 200,000.00	\$ 200,000.00	09/08/10
200302	303	REG	LD1101301	FIRST FEDERAL BANK OF THE MIDWEST	0.150	09/07/12	0.150	\$ 66,391.21	\$ 66,391.21	\$ 66,391.21	09/09/10
200303	303	REG	LD1101319	FORT JENNINGS STATE BANK	0.150	09/07/12	0.150	\$ 187,509.12	\$ 187,509.12	\$ 187,509.12	09/09/10
200376	303	REG	LD1101335	HUNTINGTON NATIONAL BANK, NA	0.150	09/13/12	0.150	\$ 250,000.00	\$ 250,000.00	\$ 250,000.00	09/13/10
200380	303	REG	LD1101343	FORT JENNINGS STATE BANK	0.150	09/13/12	0.150	\$ 135,212.61	\$ 135,212.61	\$ 135,212.61	09/13/10
200428	303	REG	LD1101350	KINGSTON NATIONAL BANK	0.150	09/14/12	0.150	\$ 400,000.00	\$ 400,000.00	\$ 400,000.00	09/14/10
200430	303	REG	LD1101368	CROGHAN COLONIAL BANK	0.150	09/14/12	0.150	\$ 150,000.00	\$ 150,000.00	\$ 150,000.00	09/15/10
200431	303	REG	LD1101376	GENOA BANKING COMPANY	0.150	09/14/12	0.150	\$ 250,000.00	\$ 250,000.00	\$ 250,000.00	09/15/10
200463	303	REG	LD1101384	DELAWARE COUNTY BANK & TRUST CO*	0.150	09/14/12	0.150	\$ 300,000.00	\$ 300,000.00	\$ 300,000.00	09/16/10
200464	303	REG	LD1101392	FARMERS SAVINGS BANK, SPENCER	0.150	09/14/12	0.150	\$ 263,709.04	\$ 263,709.04	\$ 263,709.04	09/16/10
200475	303	REG	LD1101400	HUNTINGTON NATIONAL BANK, NA	0.150	09/14/12	0.150	\$ 183,420.00	\$ 183,420.00	\$ 183,420.00	09/16/10
200509	303	REG	LD1101418	HUNTINGTON NATIONAL BANK, NA	0.150	09/17/12	0.150	\$ 108,300.00	\$ 108,300.00	\$ 108,300.00	09/17/10
200510	303	REG	LD1101426	HUNTINGTON NATIONAL BANK, NA	0.150	09/17/12	0.150	\$ 116,683.25	\$ 116,683.25	\$ 116,683.25	09/17/10
200554	303	REG	LD1101434	FORT JENNINGS STATE BANK	0.150	09/17/12	0.150	\$ 150,000.00	\$ 150,000.00	\$ 150,000.00	09/17/10
200513	303	REG	LD1101442	HUNTINGTON NATIONAL BANK, NA	0.150	09/17/12	0.150	\$ 400,000.00	\$ 400,000.00	\$ 400,000.00	09/17/10
200514	303	REG	LD1101459	HENRY COUNTY BANK	0.150	09/17/12	0.150	\$ 322,747.00	\$ 322,747.00	\$ 322,747.00	09/17/10
200515	303	REG	LD1101467	HUNTINGTON NATIONAL BANK, NA	0.150	09/17/12	0.150	\$ 313,000.00	\$ 313,000.00	\$ 313,000.00	09/17/10
200566	303	REG	LD1101475	PARK NATIONAL BANK	0.150	09/20/12	0.150	\$ 186,538.61	\$ 186,538.61	\$ 186,538.61	09/20/10
200567	303	REG	LD1101483	FARMERS & MERCHANTS STATE BANK	0.150	09/20/12	0.150	\$ 109,239.61	\$ 109,239.61	\$ 109,239.61	09/20/10
200595	303	REG	LD1101491	HUNTINGTON NATIONAL BANK, NA	0.150	09/21/12	0.150	\$ 330,000.00	\$ 330,000.00	\$ 330,000.00	09/21/10
200598	303	REG	LD1101509	U.S. BANK, N.A.	0.150	09/21/12	0.150	\$ 400,000.00	\$ 400,000.00	\$ 400,000.00	09/21/10
200599	303	REG	LD1101517	U.S. BANK, N.A.	0.150	09/21/12	0.150	\$ 250,000.00	\$ 250,000.00	\$ 250,000.00	09/21/10
200653	303	REG	LD1101525	FIRST CITIZENS NATIONAL BANK	0.150	09/21/12	0.150	\$ 59,000.00	\$ 59,000.00	\$ 59,000.00	09/22/10
200690	303	REG	LD1101533	RIVERHILLS BANK	0.150	09/21/12	0.150	\$ 290,899.82	\$ 290,899.82	\$ 290,899.82	09/23/10
200744	303	REG	LD1101541	HUNTINGTON NATIONAL BANK, NA	0.150	09/24/12	0.150	\$ 200,000.00	\$ 200,000.00	\$ 200,000.00	09/24/10
200746	303	REG	LD1101558	Century NB, div Park DNU	0.150	09/24/12	0.150	\$ 306,966.07	\$ 306,966.07	\$ 306,966.07	09/24/10
200747	303	REG	LD1101566	HENRY COUNTY BANK	0.150	09/24/12	0.150	\$ 198,980.94	\$ 198,980.94	\$ 198,980.94	09/24/10
200750	303	REG	LD1101574	CITIZENS NATIONAL OF BLUFFTON	0.150	09/24/12	0.150	\$ 163,439.40	\$ 163,439.40	\$ 163,439.40	09/24/10
200751	303	REG	LD1101582	CITIZENS NATIONAL OF BLUFFTON	0.150	09/24/12	0.150	\$ 347,699.06	\$ 347,699.06	\$ 347,699.06	09/24/10
200752	303	REG	LD1101590	WESTFIELD BANK, FSB	0.150	09/24/12	0.150	\$ 398,257.47	\$ 398,257.47	\$ 398,257.47	09/24/10
200783	303	REG	LD1101608	CROGHAN COLONIAL BANK	0.150	09/27/12	0.150	\$ 89,830.00	\$ 89,830.00	\$ 89,830.00	09/27/10
200784	303	REG	LD1101616	HUNTINGTON NATIONAL BANK, NA	0.150	09/27/12	0.150	\$ 50,000.00	\$ 50,000.00	\$ 50,000.00	09/27/10
200830	303	REG	LD1101624	PEOPLES BANK, N.A. MARIETTA	0.150	09/28/12	0.150	\$ 32,589.09	\$ 32,589.09	\$ 32,589.09	09/28/10
200855	303	REG	LD1101632	UNION BANK COMPANY, COLS GROVE	0.150	09/28/12	0.150	\$ 400,000.00	\$ 400,000.00	\$ 400,000.00	09/29/10
200856	303	REG	LD1101640	UNION BANK COMPANY, COLS GROVE	0.150	09/28/12	0.150	\$ 400,000.00	\$ 400,000.00	\$ 400,000.00	09/29/10
200857	303	REG	LD1101657	FORT JENNINGS STATE BANK	0.150	09/28/12	0.150	\$ 275,000.00	\$ 275,000.00	\$ 275,000.00	09/29/10
200865	303	REG	LD1101665	PNC BANK, NA	0.150	09/28/12	0.150	\$ 342,978.48	\$ 342,978.48	\$ 342,978.48	09/29/10
200952	303	REG	LD1101673	FARMERS NATIONAL BANK, CANFIELD	0.150	10/01/12	0.150	\$ 356,471.33	\$ 356,471.33	\$ 356,471.33	10/01/10
200954	303	REG	LD1101681	AMERICAN SAVINGS BANK, FSB	0.150	10/01/12	0.150	\$ 203,000.00	\$ 203,000.00	\$ 203,000.00	10/01/10
200955	303	REG	LD1101699	AMERICAN SAVINGS BANK, FSB	0.150	10/01/12	0.150	\$ 46,600.00	\$ 46,600.00	\$ 46,600.00	10/01/10
200969	303	REG	LD1101707	SIGNATURE BANK, N.A.	0.150	10/01/12	0.150	\$ 340,000.00	\$ 340,000.00	\$ 340,000.00	10/01/10
200970	303	REG	LD1101715	SIGNATURE BANK, N.A.	0.150	10/01/12	0.150	\$ 400,000.00	\$ 400,000.00	\$ 400,000.00	10/01/10
200979	303	REG	LD1101723	HUNTINGTON NATIONAL BANK, NA	0.150	10/01/12	0.150	\$ 259,000.00	\$ 259,000.00	\$ 259,000.00	10/01/10
200981	303	REG	LD1101731	WESTFIELD BANK, FSB	0.150	10/04/12	0.150	\$ 120,738.19	\$ 120,738.19	\$ 120,738.19	10/04/10
200985	303	REG	LD1101749	WESTFIELD BANK, FSB	0.150	10/04/12	0.150	\$ 400,000.00	\$ 400,000.00	\$ 400,000.00	10/04/10
201013	303	REG	LD1101756	LIBERTY NATIONAL BANK	0.150	10/05/12	0.150	\$ 247,983.34	\$ 247,983.34	\$ 247,983.34	10/05/10
201014	303	REG	LD1101764	CITIZENS NATIONAL OF BLUFFTON	0.150	10/05/12	0.150	\$ 44,235.00	\$ 44,235.00	\$ 44,235.00	10/05/10
201015	303	REG	LD1101772	CORTLAND SAVINGS & BANKING CO	0.150	10/05/12	0.150	\$ 315,403.66	\$ 315,403.66	\$ 315,403.66	10/05/10
201016	303	REG	LD1101780	WESBANCO BANK, INC	0.150	10/05/12	0.150	\$ 400,000.00	\$ 400,000.00	\$ 400,000.00	10/05/10
201055	303	REG	LD1101798	FIRST FINANCIAL BANK, NA	0.150	10/05/12	0.150	\$ 75,000.00	\$ 75,000.00	\$ 75,000.00	10/06/10
201056	303	REG	LD1101806	FIRST NATIONAL BANK, PANDORA	0.150	10/05/12	0.150	\$ 47,923.34	\$ 47,923.34	\$ 47,923.34	10/06/10
201057	303	REG	LD1101814	COMMERCIAL & SAVINGS BANK, MILLE	0.150	10/05/12	0.150	\$ 149,056.22	\$ 149,056.22	\$ 149,056.22	10/06/10
201090	303	REG	LD1101822	MINSTER BANK	0.150	10/05/12	0.150	\$ 250,000.00	\$ 250,000.00	\$ 250,000.00	10/07/10

PGM: INVS_MONTHEND_INVENTORY
 SOURCE: VisualQED
 MODEL: INVENTORY
 BASIS: SETTLEMENT
 AS-OF: 1/31/2011

JOSH MANDEL
 TREASURER, STATE OF OHIO

INVESTMENT INVENTORY
 SETTLED POSITIONS AS OF: 1/31/11

INVS#	FUND	FUND	CUSIP	DESCRIPTION	RATE	MATURITY	YIELD	PAR AMOUNT	BOOK VALUE	MARKET VALUE	1ST PUR
201091	303	REG	LD1101830	FIRST FINANCIAL BANK, NA	0.150	10/05/12	0.150	\$ 400,000.00	\$ 400,000.00	\$ 400,000.00	10/07/10
201092	303	REG	LD1101848	FIRST FINANCIAL BANK, NA	0.150	10/05/12	0.150	\$ 350,000.00	\$ 350,000.00	\$ 350,000.00	10/07/10
201123	303	REG	LD1101855	CROGHAN COLONIAL BANK	0.150	10/05/12	0.150	\$ 40,150.00	\$ 40,150.00	\$ 40,150.00	10/08/10
201124	303	REG	LD1101863	WESTFIELD BANK, FSB	0.150	10/05/12	0.150	\$ 400,000.00	\$ 400,000.00	\$ 400,000.00	10/08/10
201155	303	REG	LD1101871	HUNTINGTON NATIONAL BANK, NA	0.150	10/12/12	0.150	\$ 150,000.00	\$ 150,000.00	\$ 150,000.00	10/12/10
201158	303	REG	LD1101889	HUNTINGTON NATIONAL BANK, NA	0.150	10/12/12	0.150	\$ 400,000.00	\$ 400,000.00	\$ 400,000.00	10/12/10
201160	303	REG	LD1101897	U.S. BANK, N.A.	0.150	10/12/12	0.150	\$ 215,527.00	\$ 215,527.00	\$ 215,527.00	10/12/10
201208	303	REG	LD1101905	CROGHAN COLONIAL BANK	0.150	10/12/12	0.150	\$ 77,000.00	\$ 77,000.00	\$ 77,000.00	10/13/10
201232	303	REG	LD1101913	HUNTINGTON NATIONAL BANK, NA	0.150	10/12/12	0.150	\$ 229,677.80	\$ 229,677.80	\$ 229,677.80	10/14/10
201233	303	REG	LD1101921	HUNTINGTON NATIONAL BANK, NA	0.150	10/12/12	0.150	\$ 315,000.00	\$ 315,000.00	\$ 315,000.00	10/14/10
201234	303	REG	LD1101939	HUNTINGTON NATIONAL BANK, NA	0.150	10/12/12	0.150	\$ 185,656.78	\$ 185,656.78	\$ 185,656.78	10/14/10
201236	303	REG	LD1101947	FARMERS NATIONAL BANK, CANFIELD	0.150	10/12/12	0.150	\$ 400,000.00	\$ 400,000.00	\$ 400,000.00	10/14/10
201247	303	REG	LD1101954	CITIZENS SAVINGS BANK, MARTINS F	0.150	10/12/12	0.150	\$ 350,000.00	\$ 350,000.00	\$ 350,000.00	10/14/10
201248	303	REG	LD1101962	COMMERCIAL & SAVINGS BANK, MILLE	0.150	10/12/12	0.150	\$ 189,764.57	\$ 189,764.57	\$ 189,764.57	10/14/10
201280	303	REG	LD1101970	LIBERTY NATIONAL BANK	0.150	10/15/12	0.150	\$ 200,000.00	\$ 200,000.00	\$ 200,000.00	10/15/10
201345	303	REG	LD1101327	FIRST FINANCIAL BANK, NA	0.150	10/18/12	0.150	\$ 44,362.07	\$ 44,362.07	\$ 44,362.07	10/18/10
201341	303	REG	LD1101988	OLD FORT BANKING COMPANY	0.150	10/18/12	0.150	\$ 384,352.81	\$ 384,352.81	\$ 384,352.81	10/18/10
201342	303	REG	LD1101996	OLD FORT BANKING COMPANY	0.150	10/18/12	0.150	\$ 183,223.36	\$ 183,223.36	\$ 183,223.36	10/18/10
201343	303	REG	LD1102002	CITIZENS NATIONAL OF BLUFFTON	0.150	10/18/12	0.150	\$ 100,000.00	\$ 100,000.00	\$ 100,000.00	10/18/10
201344	303	REG	LD1102010	CITIZENS NATIONAL BANK, SW OHIO	0.150	10/18/12	0.150	\$ 159,000.00	\$ 159,000.00	\$ 159,000.00	10/18/10
201374	303	REG	LD1102028	MERCHANTS NATIONAL BANK	0.150	10/19/12	0.150	\$ 190,000.00	\$ 190,000.00	\$ 190,000.00	10/19/10
201377	303	REG	LD1102036	MERCHANTS NATIONAL BANK	0.150	10/19/12	0.150	\$ 95,557.91	\$ 95,557.91	\$ 95,557.91	10/19/10
201381	303	REG	LD1102044	WAYNE SAVINGS COMMUNITY BANK	0.150	10/19/12	0.150	\$ 60,000.00	\$ 60,000.00	\$ 60,000.00	10/19/10
201397	303	REG	LD1102051	FARMERS NATIONAL BANK, CANFIELD	0.150	10/19/12	0.150	\$ 180,916.70	\$ 180,916.70	\$ 180,916.70	10/20/10
201398	303	REG	LD1102069	SUTTON BANK	0.150	10/19/12	0.150	\$ 292,594.00	\$ 292,594.00	\$ 292,594.00	10/20/10
201399	303	REG	LD1102077	HEARTLAND BANK	0.150	10/19/12	0.150	\$ 142,926.44	\$ 142,926.44	\$ 142,926.44	10/20/10
201400	303	REG	LD1102085	WESTFIELD BANK, FSB	0.150	10/19/12	0.150	\$ 389,893.02	\$ 389,893.02	\$ 389,893.02	10/20/10
201441	303	REG	LD1102093	1ST NATIONAL COMMUNITY BANK	0.150	10/19/12	0.150	\$ 35,766.00	\$ 35,766.00	\$ 35,766.00	10/21/10
201442	303	REG	LD1102101	FIFTH THIRD BANK	0.150	10/19/12	0.150	\$ 99,968.88	\$ 99,968.88	\$ 99,968.88	10/21/10
201482	303	REG	LD1102127	STATE BANK & TRUST COMPANY	0.150	10/22/12	0.150	\$ 400,000.00	\$ 400,000.00	\$ 400,000.00	10/22/10
201489	303	REG	LD1102135	STATE BANK & TRUST COMPANY	0.150	10/22/12	0.150	\$ 38,900.00	\$ 38,900.00	\$ 38,900.00	10/22/10
201526	303	REG	LD1102143	LIBERTY NATIONAL BANK	0.150	10/26/12	0.150	\$ 129,041.67	\$ 129,041.67	\$ 129,041.67	10/26/10
201554	303	REG	LD1102150	U.S. BANK, N.A.	0.150	10/26/12	0.150	\$ 83,222.00	\$ 83,222.00	\$ 83,222.00	10/27/10
201555	303	REG	LD1102168	OLD FORT BANKING COMPANY	0.150	10/26/12	0.150	\$ 92,821.29	\$ 92,821.29	\$ 92,821.29	10/27/10
201556	303	REG	LD1102176	FARMERS & MERCHANTS STATE BANK	0.150	10/26/12	0.150	\$ 337,416.15	\$ 337,416.15	\$ 337,416.15	10/27/10
201557	303	REG	LD1102184	LAKE NATIONAL BANK	0.150	10/26/12	0.150	\$ 376,438.92	\$ 376,438.92	\$ 376,438.92	10/27/10
201558	303	REG	LD1102192	CROGHAN COLONIAL BANK	0.150	10/26/12	0.150	\$ 150,000.00	\$ 150,000.00	\$ 150,000.00	10/27/10
201688	303	REG	LD1102200	FARMERS & MERCHANTS STATE BANK	0.150	11/02/12	0.150	\$ 158,215.65	\$ 158,215.65	\$ 158,215.65	11/02/10
201716	303	REG	LD1102218	AMERICAN SAVINGS BANK, FSB	0.150	11/02/12	0.150	\$ 88,680.00	\$ 88,680.00	\$ 88,680.00	11/03/10
201717	303	REG	LD1102226	AMERICAN SAVINGS BANK, FSB	0.150	11/02/12	0.150	\$ 42,621.00	\$ 42,621.00	\$ 42,621.00	11/03/10
201718	303	REG	LD1102234	HUNTINGTON NATIONAL BANK, NA	0.150	11/02/12	0.150	\$ 316,000.00	\$ 316,000.00	\$ 316,000.00	11/03/10
201719	303	REG	LD1102242	HUNTINGTON NATIONAL BANK, NA	0.150	11/02/12	0.150	\$ 98,800.00	\$ 98,800.00	\$ 98,800.00	11/03/10
201720	303	REG	LD1102259	FARMERS NATIONAL BANK, CANFIELD	0.150	11/02/12	0.150	\$ 400,000.00	\$ 400,000.00	\$ 400,000.00	11/03/10
201754	303	REG	LD1102564	LIBERTY NATIONAL BANK	0.150	11/02/12	0.150	\$ 350,299.25	\$ 350,299.25	\$ 350,299.25	11/04/10
201782	303	REG	LD1102572	STATE BANK & TRUST COMPANY	0.150	11/05/12	0.150	\$ 131,700.00	\$ 131,700.00	\$ 131,700.00	11/05/10
201783	303	REG	LD1102580	FIRST NATIONAL BANK, PANDORA	0.150	11/05/12	0.150	\$ 50,000.00	\$ 50,000.00	\$ 50,000.00	11/05/10
201784	303	REG	LD1102598	HUNTINGTON NATIONAL BANK, NA	0.150	11/05/12	0.150	\$ 194,196.46	\$ 194,196.46	\$ 194,196.46	11/05/10
201785	303	REG	LD1102606	HUNTINGTON NATIONAL BANK, NA	0.150	11/05/12	0.150	\$ 378,381.92	\$ 378,381.92	\$ 378,381.92	11/05/10
201786	303	REG	LD1102614	1ST NATIONAL COMMUNITY BANK	0.150	11/05/12	0.150	\$ 57,198.33	\$ 57,198.33	\$ 57,198.33	11/05/10
201852	303	REG	LD1102267	FIRST STATE BANK OF ADAMS COUNTY	0.150	11/09/12	0.150	\$ 350,000.00	\$ 350,000.00	\$ 350,000.00	11/09/10
201853	303	REG	LD1102275	FIRST FINANCIAL BANK, NA	0.150	11/09/12	0.150	\$ 78,000.00	\$ 78,000.00	\$ 78,000.00	11/09/10
201854	303	REG	LD1102283	U.S. BANK, N.A.	0.150	11/09/12	0.150	\$ 94,632.64	\$ 94,632.64	\$ 94,632.64	11/09/10
201881	303	REG	LD1102291	FARMERS NATIONAL BANK, CANFIELD	0.150	11/09/12	0.150	\$ 141,538.10	\$ 141,538.10	\$ 141,538.10	11/10/10
201882	303	REG	LD1102309	FARMERS NATIONAL BANK, CANFIELD	0.150	11/09/12	0.150	\$ 206,000.00	\$ 206,000.00	\$ 206,000.00	11/10/10
201884	303	REG	LD1102325	GENOA BANKING COMPANY	0.150	11/09/12	0.150	\$ 376,000.00	\$ 376,000.00	\$ 376,000.00	11/10/10
201885	303	REG	LD1102333	HEARTLAND BANK	0.150	11/09/12	0.150	\$ 400,000.00	\$ 400,000.00	\$ 400,000.00	11/10/10

PGM: INVS_MONTHEND_INVENTORY
 SOURCE: VisualQED
 MODEL: INVENTORY
 BASIS: SETTLEMENT
 AS-OF: 1/31/2011

JOSH MANDEL
 TREASURER, STATE OF OHIO

INVESTMENT INVENTORY
 SETTLED POSITIONS AS OF: 1/31/11

INVST#	FUND	FUND	CUSIP	DESCRIPTION	RATE	MATURITY	YIELD	PAR AMOUNT	BOOK VALUE	MARKET VALUE	1ST PUR
201949	303	REG	LD1102341	GREENVILLE NATIONAL BANK	0.150	11/15/12	0.150	\$ 100,000.00	\$ 100,000.00	\$ 100,000.00	11/15/10
201950	303	REG	LD1102358	VINTON COUNTY NATIONAL BANK	0.150	11/15/12	0.150	\$ 200,000.00	\$ 200,000.00	\$ 200,000.00	11/15/10
201951	303	REG	LD1102366	CITIZENS SAVINGS BANK, MARTINS F	0.150	11/15/12	0.150	\$ 193,219.00	\$ 193,219.00	\$ 193,219.00	11/15/10
201979	303	REG	LD1102374	CROGHAN COLONIAL BANK	0.150	11/16/12	0.150	\$ 350,000.00	\$ 350,000.00	\$ 350,000.00	11/16/10
201980	303	REG	LD1102382	FARMERS CITIZENS BANK, BUCYRUS	0.150	11/16/12	0.150	\$ 400,000.00	\$ 400,000.00	\$ 400,000.00	11/16/10
201981	303	REG	LD1102390	FARMERS CITIZENS BANK, BUCYRUS	0.150	11/16/12	0.150	\$ 126,375.00	\$ 126,375.00	\$ 126,375.00	11/16/10
202013	303	REG	LD1102408	HUNTINGTON NATIONAL BANK, NA	0.150	11/16/12	0.150	\$ 325,000.00	\$ 325,000.00	\$ 325,000.00	11/17/10
202014	303	REG	LD1102416	FORT JENNINGS STATE BANK	0.150	11/16/12	0.150	\$ 150,000.00	\$ 150,000.00	\$ 150,000.00	11/17/10
202052	303	REG	LD1102424	WESTFIELD BANK, FSB	0.150	11/16/12	0.150	\$ 400,000.00	\$ 400,000.00	\$ 400,000.00	11/18/10
202086	303	REG	LD1102432	OTTOVILLE BANK COMPANY	0.150	11/16/12	0.150	\$ 400,000.00	\$ 400,000.00	\$ 400,000.00	11/18/10
202098	303	REG	LD1102440	FIRST FEDERAL BANK OF THE MIDWEST	0.150	11/19/12	0.150	\$ 168,291.38	\$ 168,291.38	\$ 168,291.38	11/19/10
202099	303	REG	LD1102457	HUNTINGTON NATIONAL BANK, NA	0.150	11/19/12	0.150	\$ 125,000.00	\$ 125,000.00	\$ 125,000.00	11/19/10
202100	303	REG	LD1102465	Century NB, div Park DNU	0.150	11/19/12	0.150	\$ 400,000.00	\$ 400,000.00	\$ 400,000.00	11/19/10
202101	303	REG	LD1102473	Second NB, div Park DNU	0.150	11/19/12	0.150	\$ 300,000.00	\$ 300,000.00	\$ 300,000.00	11/19/10
202159	303	REG	LD1102481	FARMERS NATIONAL BANK, CANFIELD	0.150	11/21/12	0.150	\$ 180,520.88	\$ 180,520.88	\$ 180,520.88	11/22/10
202160	303	REG	LD1102499	NATIONAL BANK OF OAK HARBOR	0.150	11/21/12	0.150	\$ 117,086.37	\$ 117,086.37	\$ 117,086.37	11/22/10
202212	303	REG	LD1102507	WESTFIELD BANK, FSB	0.150	11/21/12	0.150	\$ 245,000.00	\$ 245,000.00	\$ 245,000.00	11/23/10
202213	303	REG	LD1102515	AMERICAN SAVINGS BANK, FSB	0.150	11/21/12	0.150	\$ 50,000.00	\$ 50,000.00	\$ 50,000.00	11/23/10
202248	303	REG	LD1102523	LIBERTY NATIONAL BANK	0.150	11/21/12	0.150	\$ 400,000.00	\$ 400,000.00	\$ 400,000.00	11/24/10
202249	303	REG	LD1102531	NATIONAL BANK OF OAK HARBOR	0.150	11/21/12	0.150	\$ 200,000.00	\$ 200,000.00	\$ 200,000.00	11/24/10
202356	303	REG	LD1102549	WESTFIELD BANK, FSB	0.150	11/30/12	0.150	\$ 250,000.00	\$ 250,000.00	\$ 250,000.00	11/30/10
202392	303	REG	LD1102556	HUNTINGTON NATIONAL BANK, NA	0.150	11/30/12	0.150	\$ 308,658.41	\$ 308,658.41	\$ 308,658.41	12/01/10
202393	303	REG	LD1102622	SIGNATURE BANK, N.A.	0.150	11/30/12	0.150	\$ 145,520.40	\$ 145,520.40	\$ 145,520.40	12/01/10
202394	303	REG	LD1102630	HUNTINGTON NATIONAL BANK, NA	0.150	11/30/12	0.150	\$ 205,000.00	\$ 205,000.00	\$ 205,000.00	12/01/10
202395	303	REG	LD1102648	COMMUNITY BANK, CROOKSVILLE	0.150	11/30/12	0.150	\$ 400,000.00	\$ 400,000.00	\$ 400,000.00	12/01/10
202427	303	REG	LD1102655	GENOA BANKING COMPANY	0.150	11/30/12	0.150	\$ 400,000.00	\$ 400,000.00	\$ 400,000.00	12/02/10
202435	303	REG	LD1102663	FARMERS & MERCHANTS STATE BANK	0.150	11/30/12	0.150	\$ 130,000.00	\$ 130,000.00	\$ 130,000.00	12/02/10
202461	303	REG	LD1102671	HUNTINGTON NATIONAL BANK, NA	0.150	12/03/12	0.150	\$ 400,000.00	\$ 400,000.00	\$ 400,000.00	12/03/10
202474	303	REG	LD1102689	HUNTINGTON NATIONAL BANK, NA	0.150	12/03/12	0.150	\$ 87,152.38	\$ 87,152.38	\$ 87,152.38	12/03/10
202477	303	REG	LD1102697	FIRST CITIZENS NATIONAL BANK	0.150	12/03/12	0.150	\$ 39,405.59	\$ 39,405.59	\$ 39,405.59	12/03/10
202494	303	REG	LD1102705	FARMERS NATIONAL BANK, CANFIELD	0.150	12/06/12	0.150	\$ 236,848.72	\$ 236,848.72	\$ 236,848.72	12/06/10
202495	303	REG	LD1102713	HUNTINGTON NATIONAL BANK, NA	0.150	12/06/12	0.150	\$ 140,000.00	\$ 140,000.00	\$ 140,000.00	12/06/10
202496	303	REG	LD1102721	HUNTINGTON NATIONAL BANK, NA	0.150	12/06/12	0.150	\$ 325,000.00	\$ 325,000.00	\$ 325,000.00	12/06/10
202497	303	REG	LD1102739	HUNTINGTON NATIONAL BANK, NA	0.150	12/06/12	0.150	\$ 98,415.27	\$ 98,415.27	\$ 98,415.27	12/06/10
202525	303	REG	LD1102747	CITIZENS NATIONAL OF BLUFFTON	0.150	12/07/12	0.150	\$ 188,588.76	\$ 188,588.76	\$ 188,588.76	12/07/10
202526	303	REG	LD1102754	HUNTINGTON NATIONAL BANK, NA	0.150	12/07/12	0.150	\$ 67,500.00	\$ 67,500.00	\$ 67,500.00	12/07/10
202527	303	REG	LD1102762	HUNTINGTON NATIONAL BANK, NA	0.150	12/07/12	0.150	\$ 300,000.00	\$ 300,000.00	\$ 300,000.00	12/07/10
202528	303	REG	LD1102770	U.S. BANK, N.A.	0.150	12/07/12	0.150	\$ 400,000.00	\$ 400,000.00	\$ 400,000.00	12/07/10
202529	303	REG	LD1102788	U.S. BANK, N.A.	0.150	12/07/12	0.150	\$ 124,905.97	\$ 124,905.97	\$ 124,905.97	12/07/10
202574	303	REG	LD1102796	COMMUNITY BANK, CROOKSVILLE	0.150	12/07/12	0.150	\$ 200,000.00	\$ 200,000.00	\$ 200,000.00	12/08/10
202575	303	REG	LD1102804	SIGNATURE BANK, N.A.	0.150	12/07/12	0.150	\$ 400,000.00	\$ 400,000.00	\$ 400,000.00	12/08/10
202576	303	REG	LD1102812	SIGNATURE BANK, N.A.	0.150	12/07/12	0.150	\$ 400,000.00	\$ 400,000.00	\$ 400,000.00	12/08/10
202579	303	REG	LD1102820	PARK NATIONAL BANK	0.150	12/07/12	0.150	\$ 343,144.10	\$ 343,144.10	\$ 343,144.10	12/08/10
202580	303	REG	LD1102838	PARK NATIONAL BANK	0.150	12/07/12	0.150	\$ 200,000.00	\$ 200,000.00	\$ 200,000.00	12/08/10
202614	303	REG	LD1102846	STATE BANK & TRUST COMPANY	0.150	12/07/12	0.150	\$ 200,000.00	\$ 200,000.00	\$ 200,000.00	12/09/10
202637	303	REG	LD1102853	WESTFIELD BANK, FSB	0.150	12/10/12	0.150	\$ 400,000.00	\$ 400,000.00	\$ 400,000.00	12/10/10
202645	303	REG	LD1102861	HUNTINGTON NATIONAL BANK, NA	0.150	12/10/12	0.150	\$ 376,400.00	\$ 376,400.00	\$ 376,400.00	12/10/10
202646	303	REG	LD1102879	CONSUMERS NATIONAL BANK	0.150	12/10/12	0.150	\$ 45,277.00	\$ 45,277.00	\$ 45,277.00	12/10/10
202647	303	REG	LD1102887	CONSUMERS NATIONAL BANK	0.150	12/10/12	0.150	\$ 175,849.00	\$ 175,849.00	\$ 175,849.00	12/10/10
202661	303	REG	LD1102895	HOME SAVINGS BANK, KENT	0.150	12/13/12	0.150	\$ 365,228.94	\$ 365,228.94	\$ 365,228.94	12/13/10
202662	303	REG	LD1102903	OLD FORT BANKING COMPANY	0.150	12/13/12	0.150	\$ 300,000.00	\$ 300,000.00	\$ 300,000.00	12/13/10
202663	303	REG	LD1102911	FORT JENNINGS STATE BANK	0.150	12/13/12	0.150	\$ 202,182.66	\$ 202,182.66	\$ 202,182.66	12/13/10
202664	303	REG	LD1102929	FIRST FINANCIAL BANK, NA	0.150	12/13/12	0.150	\$ 313,728.83	\$ 313,728.83	\$ 313,728.83	12/13/10
202687	303	REG	LD1102937	FARMERS NATIONAL BANK, CANFIELD	0.150	12/14/12	0.150	\$ 110,408.57	\$ 110,408.57	\$ 110,408.57	12/14/10
202688	303	REG	LD1102945	FARMERS & MERCHANTS STATE BANK	0.150	12/14/12	0.150	\$ 160,000.00	\$ 160,000.00	\$ 160,000.00	12/14/10
202689	303	REG	LD1102952	CORTLAND SAVINGS & BANKING CO	0.150	12/14/12	0.150	\$ 218,431.43	\$ 218,431.43	\$ 218,431.43	12/14/10

PGM: INVS_MONTHEND_INVENTORY
 SOURCE: VisualQED
 MODEL: INVENTORY
 BASIS: SETTLEMENT
 AS-OF: 1/31/2011

JOSH MANDEL
 TREASURER, STATE OF OHIO

INVESTMENT INVENTORY
 SETTLED POSITIONS AS OF: 1/31/11

INVS#	FUND	FUND	CUSIP	DESCRIPTION	RATE	MATURITY	YIELD	PAR AMOUNT	BOOK VALUE	MARKET VALUE	1ST PUR
202710	303	REG	LD1102960	FIRST CITIZENS NATIONAL BANK	0.150	12/14/12	0.150	\$ 107,191.15	\$ 107,191.15	\$ 107,191.15	12/15/10
202740	303	REG	LD1102978	FIRST CITIZENS NATIONAL BANK	0.150	12/14/12	0.150	\$ 60,927.10	\$ 60,927.10	\$ 60,927.10	12/15/10
202773	303	REG	LD1102986	HUNTINGTON NATIONAL BANK, NA	0.150	12/17/12	0.150	\$ 120,000.00	\$ 120,000.00	\$ 120,000.00	12/17/10
202774	303	REG	LD1102994	FIRST FEDERAL BANK OFTHE MIDWEST	0.150	12/17/12	0.150	\$ 42,326.37	\$ 42,326.37	\$ 42,326.37	12/17/10
202775	303	REG	LD1103000	FIRST CITIZENS NATIONAL BANK	0.150	12/17/12	0.150	\$ 150,000.00	\$ 150,000.00	\$ 150,000.00	12/17/10
202807	303	REG	LD1103018	FIRST FINANCIAL BANK, NA	0.150	12/20/12	0.150	\$ 400,000.00	\$ 400,000.00	\$ 400,000.00	12/20/10
202808	303	REG	LD1103026	FIRST FINANCIAL BANK, NA	0.150	12/20/12	0.150	\$ 76,923.10	\$ 76,923.10	\$ 76,923.10	12/20/10
202838	303	REG	LD1103034	MIDDLEFIELD BANKING CO	0.150	12/21/12	0.150	\$ 332,112.00	\$ 332,112.00	\$ 332,112.00	12/21/10
202839	303	REG	LD1103042	FARMERS & MERCHANTS STATE BANK	0.150	12/21/12	0.150	\$ 166,535.23	\$ 166,535.23	\$ 166,535.23	12/21/10
202896	303	REG	LD1103059	FIRST NATIONAL BANK OF WELLSTON	0.150	12/21/12	0.150	\$ 170,000.00	\$ 170,000.00	\$ 170,000.00	12/23/10
202894	303	REG	LD1103067	NORTH VALLEY BANK	0.150	12/21/12	0.150	\$ 160,921.66	\$ 160,921.66	\$ 160,921.66	12/23/10
202895	303	REG	LD1103075	WAYNE SAVINGS COMMUNITY BANK	0.150	12/21/12	0.150	\$ 400,000.00	\$ 400,000.00	\$ 400,000.00	12/23/10
202942	303	REG	LD1103083	FIFTH THIRD BANK	0.150	12/27/12	0.150	\$ 394,132.05	\$ 394,132.05	\$ 394,132.05	12/27/10
202943	303	REG	LD1103091	CF BANK	0.150	12/27/12	0.150	\$ 30,051.88	\$ 30,051.88	\$ 30,051.88	12/27/10
202944	303	REG	LD1103109	CROGHAN COLONIAL BANK	0.150	12/27/12	0.150	\$ 45,985.00	\$ 45,985.00	\$ 45,985.00	12/27/10
202945	303	REG	LD1103117	CITIZENS NATIONAL OF BLUFFTON	0.150	12/27/12	0.150	\$ 23,475.00	\$ 23,475.00	\$ 23,475.00	12/27/10
202946	303	REG	LD1103125	FIRST CITIZENS NATIONAL BANK	0.150	12/27/12	0.150	\$ 192,684.50	\$ 192,684.50	\$ 192,684.50	12/27/10
202956	303	REG	LD1103133	CITIZENS NATIONAL BANK, SW OHIO	0.150	12/28/12	0.150	\$ 34,401.66	\$ 34,401.66	\$ 34,401.66	12/28/10
202992	303	REG	LD1103141	CROGHAN COLONIAL BANK	0.150	12/28/12	0.150	\$ 70,000.00	\$ 70,000.00	\$ 70,000.00	12/30/10
202993	303	REG	LD1103158	FARMERS & MERCHANTS STATE BANK	0.150	12/28/12	0.150	\$ 40,000.00	\$ 40,000.00	\$ 40,000.00	12/30/10
203002	303	REG	LD1103166	COMMERCIAL & SAVINGS BANK, MILLE	0.150	01/03/13	0.150	\$ 299,096.46	\$ 299,096.46	\$ 299,096.46	01/03/11
203003	303	REG	LD1103174	COMMERCIAL & SAVINGS BANK, MILLE	0.150	01/03/13	0.150	\$ 152,270.94	\$ 152,270.94	\$ 152,270.94	01/03/11
203004	303	REG	LD1103182	PORTAGE COMMUNITY BANK	0.150	01/03/13	0.150	\$ 239,700.00	\$ 239,700.00	\$ 239,700.00	01/03/11
203005	303	REG	LD1103190	CITIZENS SAVINGS BANK, MARTINS F	0.150	01/03/13	0.150	\$ 30,000.00	\$ 30,000.00	\$ 30,000.00	01/03/11
203006	303	REG	LD1103208	HUNTINGTON NATIONAL BANK, NA	0.150	01/03/13	0.150	\$ 400,000.00	\$ 400,000.00	\$ 400,000.00	01/03/11
203007	303	REG	LD1103216	COMMERCIAL SAVINGS BANK, UPPER S	0.150	01/03/13	0.150	\$ 324,000.00	\$ 324,000.00	\$ 324,000.00	01/03/11
203008	303	REG	LD1103224	FIRST CITIZENS NATIONAL BANK	0.150	01/03/13	0.150	\$ 46,405.36	\$ 46,405.36	\$ 46,405.36	01/03/11
203009	303	REG	LD1103232	FIRST CITIZENS NATIONAL BANK	0.150	01/03/13	0.150	\$ 113,080.71	\$ 113,080.71	\$ 113,080.71	01/03/11
203010	303	REG	LD1103240	WESTFIELD BANK, FSB	0.150	01/03/13	0.150	\$ 110,000.00	\$ 110,000.00	\$ 110,000.00	01/03/11
203011	303	REG	LD1103257	HEARTLAND BANK	0.150	01/03/13	0.150	\$ 400,000.00	\$ 400,000.00	\$ 400,000.00	01/03/11
203037	303	REG	LD1103265	HUNTINGTON NATIONAL BANK, NA	0.150	01/04/13	0.150	\$ 170,000.00	\$ 170,000.00	\$ 170,000.00	01/04/11
203038	303	REG	LD1103273	CONSUMERS NATIONAL BANK	0.150	01/04/13	0.150	\$ 11,577.25	\$ 11,577.25	\$ 11,577.25	01/04/11
203039	303	REG	LD1103281	WAYNE SAVINGS COMMUNITY BANK	0.150	01/04/13	0.150	\$ 314,908.00	\$ 314,908.00	\$ 314,908.00	01/04/11
203057	303	REG	LD1103299	FORT JENNINGS STATE BANK	0.150	01/04/13	0.150	\$ 9,000.00	\$ 9,000.00	\$ 9,000.00	01/05/11
203096	303	REG	LD1103307	HUNTINGTON NATIONAL BANK, NA	0.150	01/04/13	0.150	\$ 321,000.00	\$ 321,000.00	\$ 321,000.00	01/06/11
203097	303	REG	LD1103315	HUNTINGTON NATIONAL BANK, NA	0.150	01/04/13	0.150	\$ 45,000.00	\$ 45,000.00	\$ 45,000.00	01/06/11
203099	303	REG	LD1103331	FIRST CITIZENS NATIONAL BANK	0.150	01/04/13	0.150	\$ 287,767.27	\$ 287,767.27	\$ 287,767.27	01/06/11
203100	303	REG	LD1103349	CITIZENS NATIONAL OF BLUFFTON	0.150	01/04/13	0.150	\$ 96,186.26	\$ 96,186.26	\$ 96,186.26	01/06/11
203120	303	REG	LD1103356	FIRST FEDERAL BANK OFTHE MIDWEST	0.150	01/07/13	0.150	\$ 120,000.00	\$ 120,000.00	\$ 120,000.00	01/07/11
203118	303	REG	LD1103364	FIRST FEDERAL BANK OFTHE MIDWEST	0.150	01/07/13	0.150	\$ 281,591.44	\$ 281,591.44	\$ 281,591.44	01/07/11
203122	303	REG	LD1103372	CITIZENS SAVINGS BANK, MARTINS F	0.150	01/07/13	0.150	\$ 173,000.00	\$ 173,000.00	\$ 173,000.00	01/07/11
203123	303	REG	LD1103380	CROGHAN COLONIAL BANK	0.150	01/07/13	0.150	\$ 100,000.00	\$ 100,000.00	\$ 100,000.00	01/07/11
203139	303	REG	LD1103398	WESTFIELD BANK, FSB	0.150	01/10/13	0.150	\$ 248,448.73	\$ 248,448.73	\$ 248,448.73	01/10/11
203156	303	REG	LD1103406	FIRST CITIZENS NATIONAL BANK	0.150	01/11/13	0.150	\$ 400,000.00	\$ 400,000.00	\$ 400,000.00	01/11/11
203157	303	REG	LD1103414	FIRST FEDERAL BANK OFTHE MIDWEST	0.150	01/11/13	0.150	\$ 150,000.00	\$ 150,000.00	\$ 150,000.00	01/11/11
203173	303	REG	LD1103422	CORTLAND SAVINGS & BANKING CO	0.150	01/11/13	0.150	\$ 400,000.00	\$ 400,000.00	\$ 400,000.00	01/12/11
203174	303	REG	LD1103430	FIRST CITIZENS NATIONAL BANK	0.150	01/11/13	0.150	\$ 94,755.00	\$ 94,755.00	\$ 94,755.00	01/12/11
203186	303	REG	LD1103448	STATE BANK & TRUST COMPANY	0.150	01/11/13	0.150	\$ 400,000.00	\$ 400,000.00	\$ 400,000.00	01/12/11
203187	303	REG	LD1103455	HEARTLAND BANK	0.150	01/11/13	0.150	\$ 15,663.82	\$ 15,663.82	\$ 15,663.82	01/13/11
203207	303	REG	LD1103463	HOME SAVINGS BANK, KENT	0.150	01/14/13	0.150	\$ 83,886.00	\$ 83,886.00	\$ 83,886.00	01/14/11
203227	303	REG	LD1103471	FORT JENNINGS STATE BANK	0.150	01/18/13	0.150	\$ 210,000.00	\$ 210,000.00	\$ 210,000.00	01/18/11
203228	303	REG	LD1103489	OLD FORT BANKING COMPANY	0.150	01/18/13	0.150	\$ 142,670.87	\$ 142,670.87	\$ 142,670.87	01/18/11
203245	303	REG	LD1103497	AMERICAN SAVINGS BANK, FSB	0.150	01/18/13	0.150	\$ 81,985.00	\$ 81,985.00	\$ 81,985.00	01/18/11
203246	303	REG	LD1103505	AMERICAN SAVINGS BANK, FSB	0.150	01/18/13	0.150	\$ 199,345.00	\$ 199,345.00	\$ 199,345.00	01/18/11
203253	303	REG	LD1103513	PARK NATIONAL BANK	0.150	01/18/13	0.150	\$ 229,500.00	\$ 229,500.00	\$ 229,500.00	01/19/11
203273	303	REG	LD1103521	HUNTINGTON NATIONAL BANK, NA	0.150	01/18/13	0.150	\$ 33,412.41	\$ 33,412.41	\$ 33,412.41	01/20/11

PGM: INVS_MONTHEND_INVENTORY
 SOURCE: VisualQED
 MODEL: INVENTORY
 BASIS: SETTLEMENT
 AS-OF: 1/31/2011

JOSH MANDEL
 TREASURER, STATE OF OHIO

INVESTMENT INVENTORY
 SETTLED POSITIONS AS OF: 1/31/11

INVS#	FUND	FUND	CUSIP	DESCRIPTION	RATE	MATURITY	YIELD	PAR AMOUNT	BOOK VALUE	MARKET VALUE	1ST PUR
203274	303	REG	LD1103539	RIVERHILLS BANK	0.150	01/18/13	0.150	\$ 110,000.00	\$ 110,000.00	\$ 110,000.00	01/20/11
203290	303	REG	LD1103547	WESTFIELD BANK, FSB	0.150	01/18/13	0.150	\$ 99,010.51	\$ 99,010.51	\$ 99,010.51	01/21/11
203291	303	REG	LD1103554	AMERICAN SAVINGS BANK, FSB	0.150	01/18/13	0.150	\$ 83,211.00	\$ 83,211.00	\$ 83,211.00	01/21/11
203292	303	REG	LD1103562	AMERICAN SAVINGS BANK, FSB	0.150	01/18/13	0.150	\$ 100,000.00	\$ 100,000.00	\$ 100,000.00	01/21/11
203293	303	REG	LD1103570	AMERICAN SAVINGS BANK, FSB	0.150	01/18/13	0.150	\$ 400,000.00	\$ 400,000.00	\$ 400,000.00	01/21/11
203294	303	REG	LD1103588	AMERICAN SAVINGS BANK, FSB	0.150	01/18/13	0.150	\$ 88,875.00	\$ 88,875.00	\$ 88,875.00	01/21/11
203297	303	REG	LD1103596	AMERICAN SAVINGS BANK, FSB	0.150	01/18/13	0.150	\$ 78,525.00	\$ 78,525.00	\$ 78,525.00	01/21/11
203300	303	REG	LD1103604	AMERICAN SAVINGS BANK, FSB	0.150	01/18/13	0.150	\$ 95,672.00	\$ 95,672.00	\$ 95,672.00	01/21/11
203315	303	REG	LD1103612	FARMERS NATIONAL BANK, CANFIELD	0.150	01/24/13	0.150	\$ 49,619.50	\$ 49,619.50	\$ 49,619.50	01/24/11
203316	303	REG	LD1103620	CROGHAN COLONIAL BANK	0.150	01/24/13	0.150	\$ 302,470.56	\$ 302,470.56	\$ 302,470.56	01/24/11
203339	303	REG	LD1103638	HUNTINGTON NATIONAL BANK, NA	0.150	01/25/13	0.150	\$ 400,000.00	\$ 400,000.00	\$ 400,000.00	01/25/11
203340	303	REG	LD1103646	HUNTINGTON NATIONAL BANK, NA	0.150	01/25/13	0.150	\$ 400,000.00	\$ 400,000.00	\$ 400,000.00	01/25/11
203341	303	REG	LD1103653	CORTLAND SAVINGS & BANKING CO	0.150	01/25/13	0.150	\$ 400,000.00	\$ 400,000.00	\$ 400,000.00	01/25/11
203342	303	REG	LD1103661	CORTLAND SAVINGS & BANKING CO	0.150	01/25/13	0.150	\$ 304,904.48	\$ 304,904.48	\$ 304,904.48	01/25/11
203362	303	REG	LD1103679	FARMERS NATIONAL BANK, CANFIELD	0.150	01/25/13	0.150	\$ 400,000.00	\$ 400,000.00	\$ 400,000.00	01/26/11
203398	303	REG	LD1103687	FIRST CITIZENS NATIONAL BANK	0.150	01/25/13	0.150	\$ 112,000.00	\$ 112,000.00	\$ 112,000.00	01/27/11
203399	303	REG	LD1103695	FIRST FEDERAL BANK OF THE MIDWEST	0.150	01/25/13	0.150	\$ 114,466.00	\$ 114,466.00	\$ 114,466.00	01/27/11
203400	303	REG	LD1103703	CROGHAN COLONIAL BANK	0.150	01/25/13	0.150	\$ 214,056.52	\$ 214,056.52	\$ 214,056.52	01/27/11
203401	303	REG	LD1103711	FARMERS & MERCHANTS STATE BANK	0.150	01/25/13	0.150	\$ 67,500.00	\$ 67,500.00	\$ 67,500.00	01/27/11
203419	303	REG	LD1103729	FIRST MERCHANTS BANK N.A.	0.150	01/28/13	0.150	\$ 335,179.07	\$ 335,179.07	\$ 335,179.07	01/28/11
								\$ 238,155,893.94	\$ 238,155,893.94	\$ 238,155,893.94	
196729	303	REG	AG1005952	LIBERTY NATIONAL BANK		04/07/11	0.150	\$ 100,000.00	\$ 100,000.00	\$ 100,000.00	04/21/10
196730	303	REG	AG1005960	LIBERTY NATIONAL BANK		04/07/11	0.150	\$ 100,000.00	\$ 100,000.00	\$ 100,000.00	04/21/10
196731	303	REG	AG1005978	LIBERTY NATIONAL BANK		04/07/11	0.150	\$ 100,000.00	\$ 100,000.00	\$ 100,000.00	04/21/10
196732	303	REG	AG1005986	LIBERTY NATIONAL BANK		04/07/11	0.150	\$ 100,000.00	\$ 100,000.00	\$ 100,000.00	04/21/10
196733	303	REG	AG1005994	LIBERTY NATIONAL BANK		04/07/11	0.150	\$ 100,000.00	\$ 100,000.00	\$ 100,000.00	04/21/10
196735	303	REG	AG1006018	LIBERTY NATIONAL BANK		04/07/11	0.150	\$ 100,000.00	\$ 100,000.00	\$ 100,000.00	04/21/10
196736	303	REG	AG1006026	LIBERTY NATIONAL BANK		04/07/11	0.150	\$ 8,500.00	\$ 8,500.00	\$ 8,500.00	04/21/10
197147	303	REG	AG1006471	FIRST FINANCIAL BANK, NA		04/07/11		\$ 70,000.00	\$ 70,000.00	\$ 70,000.00	05/10/10
197375	303	REG	AG1006497	FIRST CITIZENS NATIONAL BANK		04/07/11	0.150	\$ 100,000.00	\$ 100,000.00	\$ 100,000.00	05/19/10
198327	303	REG	AG1006554	FIRST CITIZENS NATIONAL BANK		04/07/11	0.150	\$ 60,000.00	\$ 60,000.00	\$ 60,000.00	06/29/10
198394	303	REG	AG1006570	FIRST CITIZENS NATIONAL BANK		04/07/11		\$ 100,000.00	\$ 100,000.00	\$ 100,000.00	06/30/10
198395	303	REG	AG1006588	FIRST CITIZENS NATIONAL BANK		04/07/11		\$ 100,000.00	\$ 100,000.00	\$ 100,000.00	06/30/10
198420	303	REG	AG1006596	PNC BANK, NA		04/07/11		\$ 100,000.00	\$ 100,000.00	\$ 100,000.00	06/30/10
198421	303	REG	AG1006604	PNC BANK, NA		04/07/11		\$ 100,000.00	\$ 100,000.00	\$ 100,000.00	06/30/10
198422	303	REG	AG1006612	PNC BANK, NA		04/07/11		\$ 100,000.00	\$ 100,000.00	\$ 100,000.00	06/30/10
198423	303	REG	AG1006620	PNC BANK, NA		04/07/11		\$ 100,000.00	\$ 100,000.00	\$ 100,000.00	06/30/10
198424	303	REG	AG1006638	PNC BANK, NA		04/07/11		\$ 50,000.00	\$ 50,000.00	\$ 50,000.00	06/30/10
198425	303	REG	AG1006646	PNC BANK, NA		04/07/11		\$ 35,000.00	\$ 35,000.00	\$ 35,000.00	06/30/10
198426	303	REG	AG1006653	PNC BANK, NA		04/07/11		\$ 20,000.00	\$ 20,000.00	\$ 20,000.00	06/30/10
198427	303	REG	AG1006661	PNC BANK, NA		04/07/11		\$ 45,000.00	\$ 45,000.00	\$ 45,000.00	06/30/10
198428	303	REG	AG1006679	PNC BANK, NA		04/07/11		\$ 100,000.00	\$ 100,000.00	\$ 100,000.00	06/30/10
198429	303	REG	AG1006687	PNC BANK, NA		04/07/11		\$ 100,000.00	\$ 100,000.00	\$ 100,000.00	06/30/10
198430	303	REG	AG1006695	PNC BANK, NA		04/07/11		\$ 55,000.00	\$ 55,000.00	\$ 55,000.00	06/30/10
198431	303	REG	AG1006703	PNC BANK, NA		04/07/11		\$ 50,000.00	\$ 50,000.00	\$ 50,000.00	06/30/10
198432	303	REG	AG1006711	PNC BANK, NA		04/07/11		\$ 100,000.00	\$ 100,000.00	\$ 100,000.00	06/30/10
198433	303	REG	AG1006729	PNC BANK, NA		04/07/11		\$ 100,000.00	\$ 100,000.00	\$ 100,000.00	06/30/10
198434	303	REG	AG1006737	PNC BANK, NA		04/07/11		\$ 35,000.00	\$ 35,000.00	\$ 35,000.00	06/30/10
198435	303	REG	AG1006745	PNC BANK, NA		04/07/11		\$ 100,000.00	\$ 100,000.00	\$ 100,000.00	06/30/10
198436	303	REG	AG1006752	PNC BANK, NA		04/07/11		\$ 100,000.00	\$ 100,000.00	\$ 100,000.00	06/30/10
198437	303	REG	AG1006760	PNC BANK, NA		04/07/11		\$ 50,000.00	\$ 50,000.00	\$ 50,000.00	06/30/10
198438	303	REG	AG1006778	PNC BANK, NA		04/07/11		\$ 100,000.00	\$ 100,000.00	\$ 100,000.00	06/30/10
198439	303	REG	AG1006786	PNC BANK, NA		04/07/11		\$ 100,000.00	\$ 100,000.00	\$ 100,000.00	06/30/10
198440	303	REG	AG1006794	PNC BANK, NA		04/07/11		\$ 65,000.00	\$ 65,000.00	\$ 65,000.00	06/30/10
198441	303	REG	AG1006802	PNC BANK, NA		04/07/11		\$ 75,000.00	\$ 75,000.00	\$ 75,000.00	06/30/10

PGM: INVS_MONTHEND_INVENTORY
 SOURCE: VisualQED
 MODEL: INVENTORY
 BASIS: SETTLEMENT
 AS-OF: 1/31/2011

JOSH MANDEL
 TREASURER, STATE OF OHIO

INVESTMENT INVENTORY
 SETTLED POSITIONS AS OF: 1/31/11

INVST#	FUND	FUND	CUSIP	DESCRIPTION	RATE	MATURITY	YIELD	PAR AMOUNT	BOOK VALUE	MARKET VALUE	1ST PUR
198442	303	REG	AG1006810	PNC BANK, NA		04/07/11		\$ 100,000.00	\$ 100,000.00	\$ 100,000.00	06/30/10
198443	303	REG	AG1006828	PNC BANK, NA		04/07/11		\$ 100,000.00	\$ 100,000.00	\$ 100,000.00	06/30/10
198444	303	REG	AG1006836	PNC BANK, NA		04/07/11		\$ 40,000.00	\$ 40,000.00	\$ 40,000.00	06/30/10
198445	303	REG	AG1006844	PNC BANK, NA		04/07/11		\$ 30,000.00	\$ 30,000.00	\$ 30,000.00	06/30/10
198446	303	REG	AG1006851	PNC BANK, NA		04/07/11		\$ 75,000.00	\$ 75,000.00	\$ 75,000.00	06/30/10
198447	303	REG	AG1006869	PNC BANK, NA		04/07/11		\$ 100,000.00	\$ 100,000.00	\$ 100,000.00	06/30/10
198450	303	REG	AG1006877	PNC BANK, NA		04/07/11		\$ 100,000.00	\$ 100,000.00	\$ 100,000.00	06/30/10
198451	303	REG	AG1006885	PNC BANK, NA		04/07/11		\$ 17,000.00	\$ 17,000.00	\$ 17,000.00	06/30/10
198452	303	REG	AG1006893	PNC BANK, NA		04/07/11		\$ 100,000.00	\$ 100,000.00	\$ 100,000.00	06/30/10
198453	303	REG	AG1006901	PNC BANK, NA		04/07/11		\$ 25,000.00	\$ 25,000.00	\$ 25,000.00	06/30/10
198454	303	REG	AG1006919	PNC BANK, NA		04/07/11		\$ 100,000.00	\$ 100,000.00	\$ 100,000.00	06/30/10
198456	303	REG	AG1006927	PNC BANK, NA		04/07/11		\$ 50,000.00	\$ 50,000.00	\$ 50,000.00	06/30/10
198457	303	REG	AG1006935	PNC BANK, NA		04/07/11		\$ 100,000.00	\$ 100,000.00	\$ 100,000.00	06/30/10
198458	303	REG	AG1006943	PNC BANK, NA		04/07/11		\$ 100,000.00	\$ 100,000.00	\$ 100,000.00	06/30/10
198459	303	REG	AG1006950	PNC BANK, NA		04/07/11		\$ 75,000.00	\$ 75,000.00	\$ 75,000.00	06/30/10
198460	303	REG	AG1006968	PNC BANK, NA		04/07/11		\$ 100,000.00	\$ 100,000.00	\$ 100,000.00	06/30/10
198461	303	REG	AG1006976	PNC BANK, NA		04/07/11		\$ 100,000.00	\$ 100,000.00	\$ 100,000.00	06/30/10
198462	303	REG	AG1006984	PNC BANK, NA		04/07/11		\$ 50,000.00	\$ 50,000.00	\$ 50,000.00	06/30/10
198464	303	REG	AG1006992	PNC BANK, NA		04/07/11		\$ 100,000.00	\$ 100,000.00	\$ 100,000.00	06/30/10
198465	303	REG	AG1007008	PNC BANK, NA		04/07/11		\$ 100,000.00	\$ 100,000.00	\$ 100,000.00	06/30/10
198466	303	REG	AG1007016	PNC BANK, NA		04/07/11		\$ 75,000.00	\$ 75,000.00	\$ 75,000.00	06/30/10
198467	303	REG	AG1007024	PNC BANK, NA		04/07/11		\$ 100,000.00	\$ 100,000.00	\$ 100,000.00	06/30/10
198468	303	REG	AG1007032	PNC BANK, NA		04/07/11		\$ 75,000.00	\$ 75,000.00	\$ 75,000.00	06/30/10
198469	303	REG	AG1007040	PNC BANK, NA		04/07/11		\$ 100,000.00	\$ 100,000.00	\$ 100,000.00	06/30/10
198470	303	REG	AG1007057	PNC BANK, NA		04/07/11		\$ 100,000.00	\$ 100,000.00	\$ 100,000.00	06/30/10
198471	303	REG	AG1007065	PNC BANK, NA		04/07/11		\$ 100,000.00	\$ 100,000.00	\$ 100,000.00	06/30/10
198472	303	REG	AG1007073	PNC BANK, NA		04/07/11		\$ 100,000.00	\$ 100,000.00	\$ 100,000.00	06/30/10
198473	303	REG	AG1007081	PNC BANK, NA		04/07/11		\$ 100,000.00	\$ 100,000.00	\$ 100,000.00	06/30/10
198474	303	REG	AG1007099	PNC BANK, NA		04/07/11		\$ 100,000.00	\$ 100,000.00	\$ 100,000.00	06/30/10
								\$ 5,130,500.00	\$ 5,130,500.00	\$ 5,130,500.00	
199369	303	REG	LD11B0087	HENRY COUNTY BANK	0.600	02/02/11	0.600	\$ 500,000.00	\$ 500,000.00	\$ 500,000.00	08/04/10
199370	303	REG	LD11B0095	NATIONWIDE BANK	0.600	02/02/11	0.600	\$ 5,000,000.00	\$ 5,000,000.00	\$ 5,000,000.00	08/04/10
202015	304	REG	LD11B0202	BIDOHIO	0.400	02/16/11	0.400	\$ 2,000,000.00	\$ 2,000,000.00	\$ 2,000,000.00	11/17/10
202016	304	REG	LD11B0210	BIDOHIO	0.400	02/16/11	0.400	\$ 5,000,000.00	\$ 5,000,000.00	\$ 5,000,000.00	11/17/10
200273	303	REG	LD11B0137	NATIONWIDE BANK	0.600	03/02/11	0.600	\$ 5,000,000.00	\$ 5,000,000.00	\$ 5,000,000.00	09/08/10
202868	304	REG	LD11B0236	BIDOHIO	0.400	03/16/11	0.400	\$ 1,500,000.00	\$ 1,500,000.00	\$ 1,500,000.00	12/22/10
202869	304	REG	LD11B0244	BIDOHIO	0.400	03/16/11	0.400	\$ 5,000,000.00	\$ 5,000,000.00	\$ 5,000,000.00	12/22/10
201045	303	REG	LD11B0152	NATIONWIDE BANK	0.600	04/06/11	0.600	\$ 5,000,000.00	\$ 5,000,000.00	\$ 5,000,000.00	10/06/10
201046	303	REG	LD11B0160	WAYNE SAVINGS COMMUNITY BANK	0.600	04/06/11	0.600	\$ 500,000.00	\$ 500,000.00	\$ 500,000.00	10/06/10
203249	304	REG	LD11B0285	BIDOHIO	0.400	04/20/11	0.400	\$ 1,000,000.00	\$ 1,000,000.00	\$ 1,000,000.00	01/19/11
203250	304	REG	LD11B0293	BIDOHIO	0.400	04/20/11	0.400	\$ 5,000,000.00	\$ 5,000,000.00	\$ 5,000,000.00	01/19/11
203251	304	REG	LD11B0301	BIDOHIO	0.400	04/20/11	0.400	\$ 2,000,000.00	\$ 2,000,000.00	\$ 2,000,000.00	01/19/11
201712	303	REG	LD11B0186	HENRY COUNTY BANK	0.600	05/04/11	0.600	\$ 2,000,000.00	\$ 2,000,000.00	\$ 2,000,000.00	11/03/10
201713	303	REG	LD11B0194	NATIONWIDE BANK	0.600	05/04/11	0.600	\$ 5,000,000.00	\$ 5,000,000.00	\$ 5,000,000.00	11/03/10
202569	303	REG	LD11B0228	NATIONWIDE BANK	0.600	06/08/11	0.600	\$ 5,000,000.00	\$ 5,000,000.00	\$ 5,000,000.00	12/08/10
203054	303	REG	LD11B0251	HENRY COUNTY BANK	0.600	07/06/11	0.600	\$ 1,000,000.00	\$ 1,000,000.00	\$ 1,000,000.00	01/05/11
203055	303	REG	LD11B0269	NATIONWIDE BANK	0.600	07/06/11	0.600	\$ 5,000,000.00	\$ 5,000,000.00	\$ 5,000,000.00	01/05/11
203056	303	REG	LD11B0277	HEARTLAND BANK	0.600	07/06/11	0.600	\$ 3,000,000.00	\$ 3,000,000.00	\$ 3,000,000.00	01/05/11
								\$ 58,500,000.00	\$ 58,500,000.00	\$ 58,500,000.00	
196002	303	REG	AG1000011	SHERWOOD STATE BANK		04/07/11		\$ 60,000.00	\$ 60,000.00	\$ 60,000.00	04/14/10
196003	303	REG	AG1000029	SHERWOOD STATE BANK		04/07/11		\$ 20,000.00	\$ 20,000.00	\$ 20,000.00	04/14/10
196004	303	REG	AG1000037	SHERWOOD STATE BANK		04/07/11		\$ 100,000.00	\$ 100,000.00	\$ 100,000.00	04/14/10
196005	303	REG	AG1000045	SHERWOOD STATE BANK		04/07/11		\$ 100,000.00	\$ 100,000.00	\$ 100,000.00	04/14/10
196007	303	REG	AG1000052	SHERWOOD STATE BANK		04/07/11		\$ 50,000.00	\$ 50,000.00	\$ 50,000.00	04/14/10

PGM: INVS_MONTHEND_INVENTORY
 SOURCE: VisualQED
 MODEL: INVENTORY
 BASIS: SETTLEMENT
 AS-OF: 1/31/2011

JOSH MANDEL
 TREASURER, STATE OF OHIO

INVESTMENT INVENTORY
 SETTLED POSITIONS AS OF: 1/31/11

INVT#	FUND	FUND	CUSIP	DESCRIPTION	RATE	MATURITY	YIELD	PAR AMOUNT	BOOK VALUE	MARKET VALUE	1ST PUR
196008	303	REG	AG1000060	SHERWOOD STATE BANK		04/07/11		\$ 40,000.00	\$ 40,000.00	\$ 40,000.00	04/14/10
196011	303	REG	AG1000078	SHERWOOD STATE BANK		04/07/11		\$ 25,000.00	\$ 25,000.00	\$ 25,000.00	04/14/10
196012	303	REG	AG1000086	SHERWOOD STATE BANK		04/07/11		\$ 100,000.00	\$ 100,000.00	\$ 100,000.00	04/14/10
196013	303	REG	AG1000094	SHERWOOD STATE BANK		04/07/11		\$ 40,000.00	\$ 40,000.00	\$ 40,000.00	04/14/10
196014	303	REG	AG1000102	SHERWOOD STATE BANK		04/07/11		\$ 30,000.00	\$ 30,000.00	\$ 30,000.00	04/14/10
196015	303	REG	AG1000110	SHERWOOD STATE BANK		04/07/11		\$ 70,000.00	\$ 70,000.00	\$ 70,000.00	04/14/10
196016	303	REG	AG1000128	SHERWOOD STATE BANK		04/07/11		\$ 35,000.00	\$ 35,000.00	\$ 35,000.00	04/14/10
196017	303	REG	AG1000136	SHERWOOD STATE BANK		04/07/11		\$ 100,000.00	\$ 100,000.00	\$ 100,000.00	04/14/10
196018	303	REG	AG1000144	SHERWOOD STATE BANK		04/07/11		\$ 35,000.00	\$ 35,000.00	\$ 35,000.00	04/14/10
196019	303	REG	AG1000151	SHERWOOD STATE BANK		04/07/11		\$ 55,000.00	\$ 55,000.00	\$ 55,000.00	04/14/10
196020	303	REG	AG1000169	SHERWOOD STATE BANK		04/07/11		\$ 50,000.00	\$ 50,000.00	\$ 50,000.00	04/14/10
196021	303	REG	AG1000177	SHERWOOD STATE BANK		04/07/11		\$ 40,000.00	\$ 40,000.00	\$ 40,000.00	04/14/10
196022	303	REG	AG1000185	SHERWOOD STATE BANK		04/07/11		\$ 50,000.00	\$ 50,000.00	\$ 50,000.00	04/14/10
196024	303	REG	AG1000193	Security NB&Trust, div Park DNU		04/07/11		\$ 100,000.00	\$ 100,000.00	\$ 100,000.00	04/14/10
196025	303	REG	AG1000201	Security NB&Trust, div Park DNU		04/07/11		\$ 90,000.00	\$ 90,000.00	\$ 90,000.00	04/14/10
196026	303	REG	AG1000219	Security NB&Trust, div Park DNU		04/07/11		\$ 100,000.00	\$ 100,000.00	\$ 100,000.00	04/14/10
196030	303	REG	AG1000227	Security NB&Trust, div Park DNU		04/07/11		\$ 80,000.00	\$ 80,000.00	\$ 80,000.00	04/14/10
196031	303	REG	AG1000235	Security NB&Trust, div Park DNU		04/07/11		\$ 20,000.00	\$ 20,000.00	\$ 20,000.00	04/14/10
196032	303	REG	AG1000243	Security NB&Trust, div Park DNU		04/07/11		\$ 100,000.00	\$ 100,000.00	\$ 100,000.00	04/14/10
196033	303	REG	AG1000250	Security NB&Trust, div Park DNU		04/07/11		\$ 60,000.00	\$ 60,000.00	\$ 60,000.00	04/14/10
196034	303	REG	AG1000268	Security NB&Trust, div Park DNU		04/07/11		\$ 50,000.00	\$ 50,000.00	\$ 50,000.00	04/14/10
196035	303	REG	AG1000276	Security NB&Trust, div Park DNU		04/07/11		\$ 100,000.00	\$ 100,000.00	\$ 100,000.00	04/14/10
196036	303	REG	AG1000284	Security NB&Trust, div Park DNU		04/07/11		\$ 100,000.00	\$ 100,000.00	\$ 100,000.00	04/14/10
196037	303	REG	AG1000292	Security NB&Trust, div Park DNU		04/07/11		\$ 40,000.00	\$ 40,000.00	\$ 40,000.00	04/14/10
196038	303	REG	AG1000300	Security NB&Trust, div Park DNU		04/07/11		\$ 60,000.00	\$ 60,000.00	\$ 60,000.00	04/14/10
196039	303	REG	AG1000318	Security NB&Trust, div Park DNU		04/07/11		\$ 100,000.00	\$ 100,000.00	\$ 100,000.00	04/14/10
196040	303	REG	AG1000326	Security NB&Trust, div Park DNU		04/07/11		\$ 100,000.00	\$ 100,000.00	\$ 100,000.00	04/14/10
196041	303	REG	AG1000334	Security NB&Trust, div Park DNU		04/07/11		\$ 100,000.00	\$ 100,000.00	\$ 100,000.00	04/14/10
196042	303	REG	AG1000342	Security NB&Trust, div Park DNU		04/07/11		\$ 100,000.00	\$ 100,000.00	\$ 100,000.00	04/14/10
196043	303	REG	AG1000359	Security NB&Trust, div Park DNU		04/07/11		\$ 80,150.00	\$ 80,150.00	\$ 80,150.00	04/14/10
196044	303	REG	AG1000367	Security NB&Trust, div Park DNU		04/07/11		\$ 100,000.00	\$ 100,000.00	\$ 100,000.00	04/14/10
196045	303	REG	AG1000375	Security NB&Trust, div Park DNU		04/07/11		\$ 100,000.00	\$ 100,000.00	\$ 100,000.00	04/14/10
196046	303	REG	AG1000383	Security NB&Trust, div Park DNU		04/07/11		\$ 60,000.00	\$ 60,000.00	\$ 60,000.00	04/14/10
196047	303	REG	AG1000391	Security NB&Trust, div Park DNU		04/07/11		\$ 100,000.00	\$ 100,000.00	\$ 100,000.00	04/14/10
196048	303	REG	AG1000409	Security NB&Trust, div Park DNU		04/07/11		\$ 100,000.00	\$ 100,000.00	\$ 100,000.00	04/14/10
196049	303	REG	AG1000417	Security NB&Trust, div Park DNU		04/07/11		\$ 100,000.00	\$ 100,000.00	\$ 100,000.00	04/14/10
196050	303	REG	AG1000425	Security NB&Trust, div Park DNU		04/07/11		\$ 100,000.00	\$ 100,000.00	\$ 100,000.00	04/14/10
196051	303	REG	AG1000433	Security NB&Trust, div Park DNU		04/07/11		\$ 100,000.00	\$ 100,000.00	\$ 100,000.00	04/14/10
196052	303	REG	AG1000441	Security NB&Trust, div Park DNU		04/07/11		\$ 100,000.00	\$ 100,000.00	\$ 100,000.00	04/14/10
196053	303	REG	AG1000458	Security NB&Trust, div Park DNU		04/07/11		\$ 100,000.00	\$ 100,000.00	\$ 100,000.00	04/14/10
196054	303	REG	AG1000466	Security NB&Trust, div Park DNU		04/07/11		\$ 20,000.00	\$ 20,000.00	\$ 20,000.00	04/14/10
196055	303	REG	AG1000474	Security NB&Trust, div Park DNU		04/07/11		\$ 100,000.00	\$ 100,000.00	\$ 100,000.00	04/14/10
196056	303	REG	AG1000482	Security NB&Trust, div Park DNU		04/07/11		\$ 100,000.00	\$ 100,000.00	\$ 100,000.00	04/14/10
196057	303	REG	AG1000490	Security NB&Trust, div Park DNU		04/07/11		\$ 55,000.00	\$ 55,000.00	\$ 55,000.00	04/14/10
196058	303	REG	AG1000508	Security NB&Trust, div Park DNU		04/07/11		\$ 60,000.00	\$ 60,000.00	\$ 60,000.00	04/14/10
196059	303	REG	AG1000516	Security NB&Trust, div Park DNU		04/07/11		\$ 80,000.00	\$ 80,000.00	\$ 80,000.00	04/14/10
196060	303	REG	AG1000524	Security NB&Trust, div Park DNU		04/07/11		\$ 100,000.00	\$ 100,000.00	\$ 100,000.00	04/14/10
196061	303	REG	AG1000532	Security NB&Trust, div Park DNU		04/07/11		\$ 100,000.00	\$ 100,000.00	\$ 100,000.00	04/14/10
196062	303	REG	AG1000540	Security NB&Trust, div Park DNU		04/07/11		\$ 100,000.00	\$ 100,000.00	\$ 100,000.00	04/14/10
196063	303	REG	AG1000557	Security NB&Trust, div Park DNU		04/07/11		\$ 100,000.00	\$ 100,000.00	\$ 100,000.00	04/14/10
196064	303	REG	AG1000565	Security NB&Trust, div Park DNU		04/07/11		\$ 100,000.00	\$ 100,000.00	\$ 100,000.00	04/14/10
196065	303	REG	AG1000573	Security NB&Trust, div Park DNU		04/07/11		\$ 100,000.00	\$ 100,000.00	\$ 100,000.00	04/14/10
196066	303	REG	AG1000581	Security NB&Trust, div Park DNU		04/07/11		\$ 100,000.00	\$ 100,000.00	\$ 100,000.00	04/14/10
196067	303	REG	AG1000599	Security NB&Trust, div Park DNU		04/07/11		\$ 100,000.00	\$ 100,000.00	\$ 100,000.00	04/14/10
196068	303	REG	AG1000607	Security NB&Trust, div Park DNU		04/07/11		\$ 50,000.00	\$ 50,000.00	\$ 50,000.00	04/14/10
196069	303	REG	AG1000615	Security NB&Trust, div Park DNU		04/07/11		\$ 100,000.00	\$ 100,000.00	\$ 100,000.00	04/14/10

PGM: INVS_MONTHEND_INVENTORY
 SOURCE: VisualQED
 MODEL: INVENTORY
 BASIS: SETTLEMENT
 AS-OF: 1/31/2011

JOSH MANDEL
 TREASURER, STATE OF OHIO

INVESTMENT INVENTORY
 SETTLED POSITIONS AS OF: 1/31/11

INVST#	FUND	FUND	CUSIP	DESCRIPTION	RATE	MATURITY	YIELD	PAR AMOUNT	BOOK VALUE	MARKET VALUE	1ST PUR
196070	303	REG	AG1000623	Security NB&Trust, div Park DNU		04/07/11		\$ 100,000.00	\$ 100,000.00	\$ 100,000.00	04/14/10
196071	303	REG	AG1000631	Security NB&Trust, div Park DNU		04/07/11		\$ 50,000.00	\$ 50,000.00	\$ 50,000.00	04/14/10
196072	303	REG	AG1000649	FARMERS CITIZENS BANK, BUCYRUS		04/07/11		\$ 50,000.00	\$ 50,000.00	\$ 50,000.00	04/14/10
196073	303	REG	AG1000656	FARMERS CITIZENS BANK, BUCYRUS		04/07/11		\$ 100,000.00	\$ 100,000.00	\$ 100,000.00	04/14/10
196074	303	REG	AG1000664	FARMERS CITIZENS BANK, BUCYRUS		04/07/11		\$ 100,000.00	\$ 100,000.00	\$ 100,000.00	04/14/10
196075	303	REG	AG1000672	FARMERS CITIZENS BANK, BUCYRUS		04/07/11		\$ 50,000.00	\$ 50,000.00	\$ 50,000.00	04/14/10
196076	303	REG	AG1000680	FARMERS CITIZENS BANK, BUCYRUS		04/07/11		\$ 50,000.00	\$ 50,000.00	\$ 50,000.00	04/14/10
196077	303	REG	AG1000698	FARMERS CITIZENS BANK, BUCYRUS		04/07/11		\$ 15,500.00	\$ 15,500.00	\$ 15,500.00	04/14/10
196078	303	REG	AG1000706	FARMERS CITIZENS BANK, BUCYRUS		04/07/11		\$ 100,000.00	\$ 100,000.00	\$ 100,000.00	04/14/10
196079	303	REG	AG1000714	FARMERS CITIZENS BANK, BUCYRUS		04/07/11		\$ 30,000.00	\$ 30,000.00	\$ 30,000.00	04/14/10
196080	303	REG	AG1000722	FARMERS CITIZENS BANK, BUCYRUS		04/07/11		\$ 100,000.00	\$ 100,000.00	\$ 100,000.00	04/14/10
196081	303	REG	AG1000730	FARMERS CITIZENS BANK, BUCYRUS		04/07/11		\$ 100,000.00	\$ 100,000.00	\$ 100,000.00	04/14/10
196082	303	REG	AG1000748	FARMERS CITIZENS BANK, BUCYRUS		04/07/11		\$ 50,000.00	\$ 50,000.00	\$ 50,000.00	04/14/10
196083	303	REG	AG1000755	FARMERS CITIZENS BANK, BUCYRUS		04/07/11		\$ 100,000.00	\$ 100,000.00	\$ 100,000.00	04/14/10
196084	303	REG	AG1000763	FARMERS CITIZENS BANK, BUCYRUS		04/07/11		\$ 50,287.00	\$ 50,287.00	\$ 50,287.00	04/14/10
196086	303	REG	AG1000771	FARMERS CITIZENS BANK, BUCYRUS		04/07/11		\$ 50,000.00	\$ 50,000.00	\$ 50,000.00	04/14/10
196087	303	REG	AG1000789	FARMERS CITIZENS BANK, BUCYRUS		04/07/11		\$ 100,000.00	\$ 100,000.00	\$ 100,000.00	04/14/10
196088	303	REG	AG1000797	FARMERS CITIZENS BANK, BUCYRUS		04/07/11		\$ 100,000.00	\$ 100,000.00	\$ 100,000.00	04/14/10
196089	303	REG	AG1000805	FARMERS SAVINGS BANK, SPENCER		04/07/11		\$ 100,000.00	\$ 100,000.00	\$ 100,000.00	04/14/10
196095	303	REG	AG1000813	FARMERS SAVINGS BANK, SPENCER		04/07/11		\$ 100,000.00	\$ 100,000.00	\$ 100,000.00	04/14/10
196096	303	REG	AG1000821	FARMERS SAVINGS BANK, SPENCER		04/07/11		\$ 100,000.00	\$ 100,000.00	\$ 100,000.00	04/14/10
196097	303	REG	AG1000839	FARMERS SAVINGS BANK, SPENCER		04/07/11		\$ 100,000.00	\$ 100,000.00	\$ 100,000.00	04/14/10
196098	303	REG	AG1000847	FARMERS SAVINGS BANK, SPENCER		04/07/11		\$ 50,000.00	\$ 50,000.00	\$ 50,000.00	04/14/10
196099	303	REG	AG1000854	FARMERS SAVINGS BANK, SPENCER		04/07/11		\$ 100,000.00	\$ 100,000.00	\$ 100,000.00	04/14/10
196100	303	REG	AG1000862	FIRST FEDERAL BANK OFTHE MIDWEST		04/07/11		\$ 100,000.00	\$ 100,000.00	\$ 100,000.00	04/14/10
196101	303	REG	AG1000870	FIRST FEDERAL BANK OFTHE MIDWEST		04/07/11		\$ 100,000.00	\$ 100,000.00	\$ 100,000.00	04/14/10
196102	303	REG	AG1000888	FIRST FEDERAL BANK OFTHE MIDWEST		04/07/11		\$ 100,000.00	\$ 100,000.00	\$ 100,000.00	04/14/10
196103	303	REG	AG1000896	FIRST FEDERAL BANK OFTHE MIDWEST		04/07/11		\$ 80,000.00	\$ 80,000.00	\$ 80,000.00	04/14/10
196104	303	REG	AG1000904	FIRST FEDERAL BANK OFTHE MIDWEST		04/07/11		\$ 100,000.00	\$ 100,000.00	\$ 100,000.00	04/14/10
196105	303	REG	AG1000912	FIRST FEDERAL BANK OFTHE MIDWEST		04/07/11		\$ 100,000.00	\$ 100,000.00	\$ 100,000.00	04/14/10
196106	303	REG	AG1000920	FIRST FEDERAL BANK OFTHE MIDWEST		04/07/11		\$ 100,000.00	\$ 100,000.00	\$ 100,000.00	04/14/10
196107	303	REG	AG1000938	FIRST FEDERAL BANK OFTHE MIDWEST		04/07/11		\$ 100,000.00	\$ 100,000.00	\$ 100,000.00	04/14/10
196108	303	REG	AG1000946	FIRST FEDERAL BANK OFTHE MIDWEST		04/07/11		\$ 60,000.00	\$ 60,000.00	\$ 60,000.00	04/14/10
196109	303	REG	AG1000953	FIRST FEDERAL BANK OFTHE MIDWEST		04/07/11		\$ 100,000.00	\$ 100,000.00	\$ 100,000.00	04/14/10
196110	303	REG	AG1000961	FIRST FEDERAL BANK OFTHE MIDWEST		04/07/11		\$ 40,000.00	\$ 40,000.00	\$ 40,000.00	04/14/10
196111	303	REG	AG1000979	FIRST FEDERAL BANK OFTHE MIDWEST		04/07/11		\$ 35,000.00	\$ 35,000.00	\$ 35,000.00	04/14/10
196112	303	REG	AG1000987	FIRST FEDERAL BANK OFTHE MIDWEST		04/07/11		\$ 100,000.00	\$ 100,000.00	\$ 100,000.00	04/14/10
196113	303	REG	AG1000995	FIRST FEDERAL BANK OFTHE MIDWEST		04/07/11		\$ 85,000.00	\$ 85,000.00	\$ 85,000.00	04/14/10
196114	303	REG	AG1001001	FIRST FEDERAL BANK OFTHE MIDWEST		04/07/11		\$ 100,000.00	\$ 100,000.00	\$ 100,000.00	04/14/10
196115	303	REG	AG1001019	FIRST FEDERAL BANK OFTHE MIDWEST		04/07/11		\$ 30,000.00	\$ 30,000.00	\$ 30,000.00	04/14/10
196116	303	REG	AG1001027	FIRST FEDERAL BANK OFTHE MIDWEST		04/07/11		\$ 100,000.00	\$ 100,000.00	\$ 100,000.00	04/14/10
196117	303	REG	AG1001035	FIRST FEDERAL BANK OFTHE MIDWEST		04/07/11		\$ 60,000.00	\$ 60,000.00	\$ 60,000.00	04/14/10
196118	303	REG	AG1001043	FIRST FEDERAL BANK OFTHE MIDWEST		04/07/11		\$ 100,000.00	\$ 100,000.00	\$ 100,000.00	04/14/10
196119	303	REG	AG1001050	FIRST FEDERAL BANK OFTHE MIDWEST		04/07/11		\$ 100,000.00	\$ 100,000.00	\$ 100,000.00	04/14/10
196120	303	REG	AG1001068	FIRST FEDERAL BANK OFTHE MIDWEST		04/07/11		\$ 75,000.00	\$ 75,000.00	\$ 75,000.00	04/14/10
196121	303	REG	AG1001076	FIRST FEDERAL BANK OFTHE MIDWEST		04/07/11		\$ 100,000.00	\$ 100,000.00	\$ 100,000.00	04/14/10
196122	303	REG	AG1001084	FIRST FEDERAL BANK OFTHE MIDWEST		04/07/11		\$ 43,000.00	\$ 43,000.00	\$ 43,000.00	04/14/10
196123	303	REG	AG1001092	FIRST FEDERAL BANK OFTHE MIDWEST		04/07/11		\$ 100,000.00	\$ 100,000.00	\$ 100,000.00	04/14/10
196124	303	REG	AG1001100	FIRST FEDERAL BANK OFTHE MIDWEST		04/07/11		\$ 100,000.00	\$ 100,000.00	\$ 100,000.00	04/14/10
196125	303	REG	AG1001118	FIRST FEDERAL BANK OFTHE MIDWEST		04/07/11		\$ 100,000.00	\$ 100,000.00	\$ 100,000.00	04/14/10
196126	303	REG	AG1001126	FIRST FEDERAL BANK OFTHE MIDWEST		04/07/11		\$ 75,000.00	\$ 75,000.00	\$ 75,000.00	04/14/10
196127	303	REG	AG1001134	FIRST FEDERAL BANK OFTHE MIDWEST		04/07/11		\$ 100,000.00	\$ 100,000.00	\$ 100,000.00	04/14/10
196128	303	REG	AG1001142	FORT JENNINGS STATE BANK		04/07/11		\$ 100,000.00	\$ 100,000.00	\$ 100,000.00	04/14/10
196129	303	REG	AG1001159	FORT JENNINGS STATE BANK		04/07/11		\$ 75,000.00	\$ 75,000.00	\$ 75,000.00	04/14/10
196130	303	REG	AG1001167	FORT JENNINGS STATE BANK		04/07/11		\$ 50,000.00	\$ 50,000.00	\$ 50,000.00	04/14/10
196131	303	REG	AG1001175	FORT JENNINGS STATE BANK		04/07/11		\$ 100,000.00	\$ 100,000.00	\$ 100,000.00	04/14/10

PGM: INVS_MONTHEND_INVENTORY
 SOURCE: VisualQED
 MODEL: INVENTORY
 BASIS: SETTLEMENT
 AS-OF: 1/31/2011

JOSH MANDEL
 TREASURER, STATE OF OHIO

INVESTMENT INVENTORY
 SETTLED POSITIONS AS OF: 1/31/11

INVST#	FUND	FUND	CUSIP	DESCRIPTION	RATE	MATURITY	YIELD	PAR AMOUNT	BOOK VALUE	MARKET VALUE	1ST PUR
196132	303	REG	AG1001183	FORT JENNINGS STATE BANK		04/07/11		\$ 100,000.00	\$ 100,000.00	\$ 100,000.00	04/14/10
196133	303	REG	AG1001191	FORT JENNINGS STATE BANK		04/07/11		\$ 65,000.00	\$ 65,000.00	\$ 65,000.00	04/14/10
196134	303	REG	AG1001209	FORT JENNINGS STATE BANK		04/07/11		\$ 100,000.00	\$ 100,000.00	\$ 100,000.00	04/14/10
196135	303	REG	AG1001217	FORT JENNINGS STATE BANK		04/07/11		\$ 100,000.00	\$ 100,000.00	\$ 100,000.00	04/14/10
196136	303	REG	AG1001225	FORT JENNINGS STATE BANK		04/07/11		\$ 80,000.00	\$ 80,000.00	\$ 80,000.00	04/14/10
196137	303	REG	AG1001233	FORT JENNINGS STATE BANK		04/07/11		\$ 100,000.00	\$ 100,000.00	\$ 100,000.00	04/14/10
196138	303	REG	AG1001241	FORT JENNINGS STATE BANK		04/07/11		\$ 83,000.00	\$ 83,000.00	\$ 83,000.00	04/14/10
196139	303	REG	AG1001258	FORT JENNINGS STATE BANK		04/07/11		\$ 100,000.00	\$ 100,000.00	\$ 100,000.00	04/14/10
196140	303	REG	AG1001266	FORT JENNINGS STATE BANK		04/07/11		\$ 100,000.00	\$ 100,000.00	\$ 100,000.00	04/14/10
196141	303	REG	AG1001274	FORT JENNINGS STATE BANK		04/07/11		\$ 100,000.00	\$ 100,000.00	\$ 100,000.00	04/14/10
196142	303	REG	AG1001282	FORT JENNINGS STATE BANK		04/07/11		\$ 100,000.00	\$ 100,000.00	\$ 100,000.00	04/14/10
196143	303	REG	AG1001290	FORT JENNINGS STATE BANK		04/07/11		\$ 100,000.00	\$ 100,000.00	\$ 100,000.00	04/14/10
196144	303	REG	AG1001308	SUTTON BANK		04/07/11		\$ 100,000.00	\$ 100,000.00	\$ 100,000.00	04/14/10
196145	303	REG	AG1001316	SUTTON BANK		04/07/11		\$ 100,000.00	\$ 100,000.00	\$ 100,000.00	04/14/10
196146	303	REG	AG1001324	SUTTON BANK		04/07/11		\$ 70,000.00	\$ 70,000.00	\$ 70,000.00	04/14/10
196147	303	REG	AG1001332	SUTTON BANK		04/07/11		\$ 100,000.00	\$ 100,000.00	\$ 100,000.00	04/14/10
196148	303	REG	AG1001340	SUTTON BANK		04/07/11		\$ 100,000.00	\$ 100,000.00	\$ 100,000.00	04/14/10
196149	303	REG	AG1001357	SUTTON BANK		04/07/11		\$ 90,265.00	\$ 90,265.00	\$ 90,265.00	04/14/10
196150	303	REG	AG1001365	SUTTON BANK		04/07/11		\$ 50,000.00	\$ 50,000.00	\$ 50,000.00	04/14/10
196151	303	REG	AG1001373	SUTTON BANK		04/07/11		\$ 100,000.00	\$ 100,000.00	\$ 100,000.00	04/14/10
196152	303	REG	AG1001381	SUTTON BANK		04/07/11		\$ 67,262.00	\$ 67,262.00	\$ 67,262.00	04/14/10
196153	303	REG	AG1001399	SUTTON BANK		04/07/11		\$ 100,000.00	\$ 100,000.00	\$ 100,000.00	04/14/10
196154	303	REG	AG1001407	SUTTON BANK		04/07/11		\$ 90,000.00	\$ 90,000.00	\$ 90,000.00	04/14/10
196155	303	REG	AG1001415	GENOA BANKING COMPANY		04/07/11		\$ 100,000.00	\$ 100,000.00	\$ 100,000.00	04/14/10
196156	303	REG	AG1001423	GENOA BANKING COMPANY		04/07/11		\$ 100,000.00	\$ 100,000.00	\$ 100,000.00	04/14/10
196157	303	REG	AG1001431	GENOA BANKING COMPANY		04/07/11		\$ 90,000.00	\$ 90,000.00	\$ 90,000.00	04/14/10
196158	303	REG	AG1001449	GENOA BANKING COMPANY		04/07/11		\$ 100,000.00	\$ 100,000.00	\$ 100,000.00	04/14/10
196159	303	REG	AG1001456	HAMLER STATE BANK		04/07/11		\$ 85,000.00	\$ 85,000.00	\$ 85,000.00	04/14/10
196160	303	REG	AG1001464	HAMLER STATE BANK		04/07/11		\$ 100,000.00	\$ 100,000.00	\$ 100,000.00	04/14/10
196161	303	REG	AG1001472	HAMLER STATE BANK		04/07/11		\$ 75,000.00	\$ 75,000.00	\$ 75,000.00	04/14/10
196163	303	REG	AG1001480	HAMLER STATE BANK		04/07/11		\$ 90,000.00	\$ 90,000.00	\$ 90,000.00	04/14/10
196164	303	REG	AG1001498	MINSTER BANK		04/07/11		\$ 60,000.00	\$ 60,000.00	\$ 60,000.00	04/14/10
196166	303	REG	AG1001506	MINSTER BANK		04/07/11		\$ 100,000.00	\$ 100,000.00	\$ 100,000.00	04/14/10
196167	303	REG	AG1001514	MINSTER BANK		04/07/11		\$ 80,000.00	\$ 80,000.00	\$ 80,000.00	04/14/10
196168	303	REG	AG1001522	MINSTER BANK		04/07/11		\$ 100,000.00	\$ 100,000.00	\$ 100,000.00	04/14/10
196169	303	REG	AG1001530	MINSTER BANK		04/07/11		\$ 25,000.00	\$ 25,000.00	\$ 25,000.00	04/14/10
196170	303	REG	AG1001548	MINSTER BANK		04/07/11		\$ 100,000.00	\$ 100,000.00	\$ 100,000.00	04/14/10
196171	303	REG	AG1001555	MINSTER BANK		04/07/11		\$ 40,000.00	\$ 40,000.00	\$ 40,000.00	04/14/10
196187	303	REG	AG1001563	CITIZENS BANK OF ASHVILLE		04/07/11		\$ 100,000.00	\$ 100,000.00	\$ 100,000.00	04/15/10
196188	303	REG	AG1001571	CITIZENS BANK OF ASHVILLE		04/07/11		\$ 100,000.00	\$ 100,000.00	\$ 100,000.00	04/15/10
196189	303	REG	AG1001589	CITIZENS BANK OF ASHVILLE		04/07/11		\$ 100,000.00	\$ 100,000.00	\$ 100,000.00	04/15/10
196190	303	REG	AG1001597	CITIZENS BANK OF ASHVILLE		04/07/11		\$ 100,000.00	\$ 100,000.00	\$ 100,000.00	04/15/10
196191	303	REG	AG1001605	CITIZENS NATIONAL OF BLUFFTON		04/07/11		\$ 100,000.00	\$ 100,000.00	\$ 100,000.00	04/15/10
196192	303	REG	AG1001613	CITIZENS NATIONAL OF BLUFFTON		04/07/11		\$ 30,000.00	\$ 30,000.00	\$ 30,000.00	04/15/10
196193	303	REG	AG1001621	CITIZENS NATIONAL OF BLUFFTON		04/07/11		\$ 70,000.00	\$ 70,000.00	\$ 70,000.00	04/15/10
196194	303	REG	AG1001639	CITIZENS NATIONAL OF BLUFFTON		04/07/11		\$ 100,000.00	\$ 100,000.00	\$ 100,000.00	04/15/10
196195	303	REG	AG1001647	CITIZENS NATIONAL OF BLUFFTON		04/07/11		\$ 100,000.00	\$ 100,000.00	\$ 100,000.00	04/15/10
196196	303	REG	AG1001654	CITIZENS NATIONAL OF BLUFFTON		04/07/11		\$ 80,000.00	\$ 80,000.00	\$ 80,000.00	04/15/10
196197	303	REG	AG1001662	CITIZENS NATIONAL OF BLUFFTON		04/07/11		\$ 100,000.00	\$ 100,000.00	\$ 100,000.00	04/15/10
196198	303	REG	AG1001670	CITIZENS NATIONAL OF BLUFFTON		04/07/11	0.150	\$ 45,000.00	\$ 45,000.00	\$ 45,000.00	04/15/10
196199	303	REG	AG1001688	CITIZENS NATIONAL OF BLUFFTON		04/07/11	0.150	\$ 100,000.00	\$ 100,000.00	\$ 100,000.00	04/15/10
196200	303	REG	AG1001696	CITIZENS NATIONAL OF BLUFFTON		04/07/11	0.150	\$ 100,000.00	\$ 100,000.00	\$ 100,000.00	04/15/10
196201	303	REG	AG1001704	CITIZENS NATIONAL OF BLUFFTON		04/07/11	0.150	\$ 100,000.00	\$ 100,000.00	\$ 100,000.00	04/15/10
196202	303	REG	AG1001712	CITIZENS NATIONAL OF BLUFFTON		04/07/11	0.150	\$ 60,000.00	\$ 60,000.00	\$ 60,000.00	04/15/10
196203	303	REG	AG1001720	CITIZENS NATIONAL OF BLUFFTON		04/07/11	0.150	\$ 100,000.00	\$ 100,000.00	\$ 100,000.00	04/15/10
196204	303	REG	AG1001738	CITIZENS NATIONAL OF BLUFFTON		04/07/11	0.150	\$ 90,000.00	\$ 90,000.00	\$ 90,000.00	04/15/10

PGM: INVS_MONTHEND_INVENTORY
 SOURCE: VisualQED
 MODEL: INVENTORY
 BASIS: SETTLEMENT
 AS-OF: 1/31/2011

JOSH MANDEL
 TREASURER, STATE OF OHIO

INVESTMENT INVENTORY
 SETTLED POSITIONS AS OF: 1/31/11

INVT#	FUND	FUND	CUSIP	DESCRIPTION	RATE	MATURITY	YIELD	PAR AMOUNT	BOOK VALUE	MARKET VALUE	1ST PUR
196205	303	REG	AG1001746	CITIZENS NATIONAL OF BLUFFTON		04/07/11	0.150	\$ 45,000.00	\$ 45,000.00	\$ 45,000.00	04/15/10
196206	303	REG	AG1001753	CITIZENS NATIONAL OF BLUFFTON		04/07/11	0.150	\$ 30,000.00	\$ 30,000.00	\$ 30,000.00	04/15/10
196207	303	REG	AG1001761	CITIZENS NATIONAL OF BLUFFTON		04/07/11	0.150	\$ 95,000.00	\$ 95,000.00	\$ 95,000.00	04/15/10
196208	303	REG	AG1001779	CITIZENS NATIONAL OF BLUFFTON		04/07/11	0.150	\$ 95,000.00	\$ 95,000.00	\$ 95,000.00	04/15/10
196209	303	REG	AG1001787	CITIZENS NATIONAL OF BLUFFTON		04/07/11	0.150	\$ 30,000.00	\$ 30,000.00	\$ 30,000.00	04/15/10
196210	303	REG	AG1001795	CITIZENS NATIONAL OF BLUFFTON		04/07/11	0.150	\$ 100,000.00	\$ 100,000.00	\$ 100,000.00	04/15/10
196211	303	REG	AG1001803	CITIZENS NATIONAL OF BLUFFTON		04/07/11	0.150	\$ 30,250.00	\$ 30,250.00	\$ 30,250.00	04/15/10
196212	303	REG	AG1001811	CITIZENS NATIONAL OF BLUFFTON		04/07/11	0.150	\$ 100,000.00	\$ 100,000.00	\$ 100,000.00	04/15/10
196213	303	REG	AG1001829	CITIZENS NATIONAL OF BLUFFTON		04/07/11	0.150	\$ 100,000.00	\$ 100,000.00	\$ 100,000.00	04/15/10
196214	303	REG	AG1001837	CITIZENS NATIONAL OF BLUFFTON		04/07/11	0.150	\$ 100,000.00	\$ 100,000.00	\$ 100,000.00	04/15/10
196215	303	REG	AG1001845	CITIZENS NATIONAL OF BLUFFTON		04/07/11	0.150	\$ 100,000.00	\$ 100,000.00	\$ 100,000.00	04/15/10
196216	303	REG	AG1001852	CITIZENS NATIONAL OF BLUFFTON		04/07/11	0.150	\$ 50,000.00	\$ 50,000.00	\$ 50,000.00	04/15/10
196217	303	REG	AG1001860	CITIZENS NATIONAL OF BLUFFTON		04/07/11	0.150	\$ 100,000.00	\$ 100,000.00	\$ 100,000.00	04/15/10
196218	303	REG	AG1001878	CITIZENS NATIONAL OF BLUFFTON		04/07/11	0.150	\$ 100,000.00	\$ 100,000.00	\$ 100,000.00	04/15/10
196219	303	REG	AG1001886	CITIZENS NATIONAL OF BLUFFTON		04/07/11	0.150	\$ 100,000.00	\$ 100,000.00	\$ 100,000.00	04/15/10
196220	303	REG	AG1001894	CITIZENS NATIONAL OF BLUFFTON		04/07/11	0.150	\$ 40,000.00	\$ 40,000.00	\$ 40,000.00	04/15/10
196221	303	REG	AG1001902	CITIZENS NATIONAL OF BLUFFTON		04/07/11	0.150	\$ 100,000.00	\$ 100,000.00	\$ 100,000.00	04/15/10
196222	303	REG	AG1001910	CITIZENS NATIONAL OF BLUFFTON		04/07/11	0.150	\$ 100,000.00	\$ 100,000.00	\$ 100,000.00	04/15/10
196223	303	REG	AG1001928	CITIZENS NATIONAL OF BLUFFTON		04/07/11	0.150	\$ 100,000.00	\$ 100,000.00	\$ 100,000.00	04/15/10
196224	303	REG	AG1001936	CITIZENS NATIONAL OF BLUFFTON		04/07/11	0.150	\$ 90,000.00	\$ 90,000.00	\$ 90,000.00	04/15/10
196225	303	REG	AG1001944	CITIZENS NATIONAL OF BLUFFTON		04/07/11	0.150	\$ 100,000.00	\$ 100,000.00	\$ 100,000.00	04/15/10
196226	303	REG	AG1001951	CITIZENS NATIONAL OF BLUFFTON		04/07/11	0.150	\$ 85,000.00	\$ 85,000.00	\$ 85,000.00	04/15/10
196227	303	REG	AG1001969	CITIZENS NATIONAL OF BLUFFTON		04/07/11	0.150	\$ 100,000.00	\$ 100,000.00	\$ 100,000.00	04/15/10
196228	303	REG	AG1001977	CITIZENS NATIONAL OF BLUFFTON		04/07/11	0.150	\$ 100,000.00	\$ 100,000.00	\$ 100,000.00	04/15/10
196229	303	REG	AG1001985	CITIZENS NATIONAL OF BLUFFTON		04/07/11	0.150	\$ 100,000.00	\$ 100,000.00	\$ 100,000.00	04/15/10
196230	303	REG	AG1001993	CITIZENS NATIONAL OF BLUFFTON		04/07/11	0.150	\$ 65,000.00	\$ 65,000.00	\$ 65,000.00	04/15/10
196231	303	REG	AG1002009	CITIZENS NATIONAL OF BLUFFTON		04/07/11	0.150	\$ 100,000.00	\$ 100,000.00	\$ 100,000.00	04/15/10
196232	303	REG	AG1002017	CITIZENS NATIONAL OF BLUFFTON		04/07/11	0.150	\$ 100,000.00	\$ 100,000.00	\$ 100,000.00	04/15/10
196233	303	REG	AG1002025	CITIZENS NATIONAL OF BLUFFTON		04/07/11	0.150	\$ 100,000.00	\$ 100,000.00	\$ 100,000.00	04/15/10
196234	303	REG	AG1002033	CITIZENS NATIONAL OF BLUFFTON		04/07/11	0.150	\$ 100,000.00	\$ 100,000.00	\$ 100,000.00	04/15/10
196235	303	REG	AG1002041	CITIZENS NATIONAL OF BLUFFTON		04/07/11	0.150	\$ 50,000.00	\$ 50,000.00	\$ 50,000.00	04/15/10
196236	303	REG	AG1002058	CITIZENS NATIONAL OF BLUFFTON		04/07/11	0.150	\$ 100,000.00	\$ 100,000.00	\$ 100,000.00	04/15/10
196237	303	REG	AG1002066	CITIZENS NATIONAL OF BLUFFTON		04/07/11	0.150	\$ 100,000.00	\$ 100,000.00	\$ 100,000.00	04/15/10
196238	303	REG	AG1002074	CITIZENS NATIONAL OF BLUFFTON		04/07/11	0.150	\$ 50,000.00	\$ 50,000.00	\$ 50,000.00	04/15/10
196239	303	REG	AG1002082	CITIZENS NATIONAL OF BLUFFTON		04/07/11	0.150	\$ 100,000.00	\$ 100,000.00	\$ 100,000.00	04/15/10
196240	303	REG	AG1002090	CITIZENS NATIONAL OF BLUFFTON		04/07/11	0.150	\$ 100,000.00	\$ 100,000.00	\$ 100,000.00	04/15/10
196241	303	REG	AG1002108	CITIZENS NATIONAL OF BLUFFTON		04/07/11	0.150	\$ 75,000.00	\$ 75,000.00	\$ 75,000.00	04/15/10
196243	303	REG	AG1002116	CITIZENS NATIONAL OF BLUFFTON		04/07/11	0.150	\$ 65,000.00	\$ 65,000.00	\$ 65,000.00	04/15/10
196244	303	REG	AG1002124	CITIZENS NATIONAL OF BLUFFTON		04/07/11	0.150	\$ 100,000.00	\$ 100,000.00	\$ 100,000.00	04/15/10
196245	303	REG	AG1002132	CITIZENS NATIONAL OF BLUFFTON		04/07/11	0.150	\$ 100,000.00	\$ 100,000.00	\$ 100,000.00	04/15/10
196246	303	REG	AG1002140	CITIZENS NATIONAL OF BLUFFTON		04/07/11	0.150	\$ 100,000.00	\$ 100,000.00	\$ 100,000.00	04/15/10
196247	303	REG	AG1002157	CITIZENS NATIONAL OF BLUFFTON		04/07/11	0.150	\$ 30,000.00	\$ 30,000.00	\$ 30,000.00	04/15/10
196248	303	REG	AG1002165	CITIZENS NATIONAL OF BLUFFTON		04/07/11	0.150	\$ 100,000.00	\$ 100,000.00	\$ 100,000.00	04/15/10
196249	303	REG	AG1002173	CITIZENS NATIONAL OF BLUFFTON		04/07/11	0.150	\$ 23,000.00	\$ 23,000.00	\$ 23,000.00	04/15/10
196250	303	REG	AG1002181	CITIZENS NATIONAL OF BLUFFTON		04/07/11	0.150	\$ 100,000.00	\$ 100,000.00	\$ 100,000.00	04/15/10
196251	303	REG	AG1002199	CITIZENS NATIONAL OF BLUFFTON		04/07/11	0.150	\$ 100,000.00	\$ 100,000.00	\$ 100,000.00	04/15/10
196252	303	REG	AG1002207	CITIZENS NATIONAL OF BLUFFTON		04/07/11	0.150	\$ 100,000.00	\$ 100,000.00	\$ 100,000.00	04/15/10
196253	303	REG	AG1002215	CROGHAN COLONIAL BANK		04/07/11	0.560	\$ 100,000.00	\$ 100,000.00	\$ 100,000.00	04/15/10
196254	303	REG	AG1002223	CROGHAN COLONIAL BANK		04/07/11	0.560	\$ 100,000.00	\$ 100,000.00	\$ 100,000.00	04/15/10
196255	303	REG	AG1002231	CROGHAN COLONIAL BANK		04/07/11		\$ 100,000.00	\$ 100,000.00	\$ 100,000.00	04/15/10
196257	303	REG	AG1002249	FIRST FEDERAL BANK OFTHE MIDWEST		04/07/11		\$ 60,000.00	\$ 60,000.00	\$ 60,000.00	04/15/10
196258	303	REG	AG1002256	FIRST FEDERAL BANK OFTHE MIDWEST		04/07/11		\$ 100,000.00	\$ 100,000.00	\$ 100,000.00	04/15/10
196259	303	REG	AG1002264	FIRST FEDERAL BANK OFTHE MIDWEST		04/07/11		\$ 100,000.00	\$ 100,000.00	\$ 100,000.00	04/15/10
196023	303	REG	AG1002272	Security NB&Trust, div Park DNU		04/07/11		\$ 100,000.00	\$ 100,000.00	\$ 100,000.00	04/14/10
196260	303	REG	AG1002280	FIRST FEDERAL BANK OFTHE MIDWEST		04/07/11		\$ 100,000.00	\$ 100,000.00	\$ 100,000.00	04/15/10
196261	303	REG	AG1002298	FIRST FEDERAL BANK OFTHE MIDWEST		04/07/11		\$ 100,000.00	\$ 100,000.00	\$ 100,000.00	04/15/10

PGM: INVS_MONTHEND_INVENTORY
 SOURCE: VisualQED
 MODEL: INVENTORY
 BASIS: SETTLEMENT
 AS-OF: 1/31/2011

JOSH MANDEL
 TREASURER, STATE OF OHIO

INVESTMENT INVENTORY
 SETTLED POSITIONS AS OF: 1/31/11

INVST#	FUND	FUND	CUSIP	DESCRIPTION	RATE	MATURITY	YIELD	PAR AMOUNT	BOOK VALUE	MARKET VALUE	1ST PUR
196262	303	REG	AG1002306	FIRST FEDERAL BANK OFTHE MIDWEST		04/07/11		\$ 100,000.00	\$ 100,000.00	\$ 100,000.00	04/15/10
196263	303	REG	AG1002314	FIRST FEDERAL BANK OFTHE MIDWEST		04/07/11		\$ 100,000.00	\$ 100,000.00	\$ 100,000.00	04/15/10
196264	303	REG	AG1002322	FIRST FEDERAL BANK OFTHE MIDWEST		04/07/11		\$ 75,000.00	\$ 75,000.00	\$ 75,000.00	04/15/10
196265	303	REG	AG1002330	FIRST FEDERAL BANK OFTHE MIDWEST		04/07/11		\$ 100,000.00	\$ 100,000.00	\$ 100,000.00	04/15/10
196266	303	REG	AG1002348	FIRST FEDERAL BANK OFTHE MIDWEST		04/07/11		\$ 100,000.00	\$ 100,000.00	\$ 100,000.00	04/15/10
196267	303	REG	AG1002355	FIRST FEDERAL BANK OFTHE MIDWEST		04/07/11		\$ 85,000.00	\$ 85,000.00	\$ 85,000.00	04/15/10
196268	303	REG	AG1002363	FIRST FEDERAL BANK OFTHE MIDWEST		04/07/11		\$ 100,000.00	\$ 100,000.00	\$ 100,000.00	04/15/10
196269	303	REG	AG1002371	FIRST FEDERAL BANK OFTHE MIDWEST		04/07/11		\$ 100,000.00	\$ 100,000.00	\$ 100,000.00	04/15/10
196270	303	REG	AG1002389	FIRST FEDERAL BANK OFTHE MIDWEST		04/07/11		\$ 100,000.00	\$ 100,000.00	\$ 100,000.00	04/15/10
196271	303	REG	AG1002397	FIRST FEDERAL BANK OFTHE MIDWEST		04/07/11		\$ 50,000.00	\$ 50,000.00	\$ 50,000.00	04/15/10
196272	303	REG	AG1002405	FIRST FEDERAL BANK OFTHE MIDWEST		04/07/11		\$ 35,000.00	\$ 35,000.00	\$ 35,000.00	04/15/10
196273	303	REG	AG1002413	FIRST FEDERAL BANK OFTHE MIDWEST		04/07/11		\$ 10,000.00	\$ 10,000.00	\$ 10,000.00	04/15/10
196274	303	REG	AG1002421	FIRST FEDERAL BANK OFTHE MIDWEST		04/07/11		\$ 50,000.00	\$ 50,000.00	\$ 50,000.00	04/15/10
196275	303	REG	AG1002439	FIRST FEDERAL BANK OFTHE MIDWEST		04/07/11		\$ 100,000.00	\$ 100,000.00	\$ 100,000.00	04/15/10
196276	303	REG	AG1002447	FIRST FEDERAL BANK OFTHE MIDWEST		04/07/11		\$ 100,000.00	\$ 100,000.00	\$ 100,000.00	04/15/10
196277	303	REG	AG1002454	FIRST FEDERAL BANK OFTHE MIDWEST		04/07/11		\$ 100,000.00	\$ 100,000.00	\$ 100,000.00	04/15/10
196278	303	REG	AG1002462	FIRST FEDERAL BANK OFTHE MIDWEST		04/07/11		\$ 40,000.00	\$ 40,000.00	\$ 40,000.00	04/15/10
196279	303	REG	AG1002470	FIRST FEDERAL BANK OFTHE MIDWEST		04/07/11		\$ 100,000.00	\$ 100,000.00	\$ 100,000.00	04/15/10
196280	303	REG	AG1002488	FIRST FEDERAL BANK OFTHE MIDWEST		04/07/11		\$ 100,000.00	\$ 100,000.00	\$ 100,000.00	04/15/10
196281	303	REG	AG1002496	HUNTINGTON NATIONAL BANK, NA		04/07/11		\$ 100,000.00	\$ 100,000.00	\$ 100,000.00	04/15/10
196282	303	REG	AG1002504	HUNTINGTON NATIONAL BANK, NA		04/07/11		\$ 100,000.00	\$ 100,000.00	\$ 100,000.00	04/15/10
196283	303	REG	AG1002512	HUNTINGTON NATIONAL BANK, NA		04/07/11		\$ 100,000.00	\$ 100,000.00	\$ 100,000.00	04/15/10
196284	303	REG	AG1002520	HUNTINGTON NATIONAL BANK, NA		04/07/11		\$ 100,000.00	\$ 100,000.00	\$ 100,000.00	04/15/10
196285	303	REG	AG1002538	HUNTINGTON NATIONAL BANK, NA		04/07/11		\$ 40,000.00	\$ 40,000.00	\$ 40,000.00	04/15/10
196286	303	REG	AG1002546	HUNTINGTON NATIONAL BANK, NA		04/07/11		\$ 100,000.00	\$ 100,000.00	\$ 100,000.00	04/15/10
196287	303	REG	AG1002553	HUNTINGTON NATIONAL BANK, NA		04/07/11		\$ 100,000.00	\$ 100,000.00	\$ 100,000.00	04/15/10
196288	303	REG	AG1002561	HUNTINGTON NATIONAL BANK, NA		04/07/11		\$ 100,000.00	\$ 100,000.00	\$ 100,000.00	04/15/10
196289	303	REG	AG1002579	HUNTINGTON NATIONAL BANK, NA		04/07/11		\$ 40,000.00	\$ 40,000.00	\$ 40,000.00	04/15/10
196290	303	REG	AG1002587	HUNTINGTON NATIONAL BANK, NA		04/07/11		\$ 100,000.00	\$ 100,000.00	\$ 100,000.00	04/15/10
196291	303	REG	AG1002595	HUNTINGTON NATIONAL BANK, NA		04/07/11		\$ 30,000.00	\$ 30,000.00	\$ 30,000.00	04/15/10
196292	303	REG	AG1002603	HUNTINGTON NATIONAL BANK, NA		04/07/11		\$ 40,625.00	\$ 40,625.00	\$ 40,625.00	04/15/10
196293	303	REG	AG1002611	HUNTINGTON NATIONAL BANK, NA		04/07/11		\$ 10,250.00	\$ 10,250.00	\$ 10,250.00	04/15/10
196294	303	REG	AG1002629	HUNTINGTON NATIONAL BANK, NA		04/07/11		\$ 100,000.00	\$ 100,000.00	\$ 100,000.00	04/15/10
196295	303	REG	AG1002637	HUNTINGTON NATIONAL BANK, NA		04/07/11		\$ 100,000.00	\$ 100,000.00	\$ 100,000.00	04/15/10
196296	303	REG	AG1002645	HUNTINGTON NATIONAL BANK, NA		04/07/11		\$ 11,000.00	\$ 11,000.00	\$ 11,000.00	04/15/10
196297	303	REG	AG1002652	HUNTINGTON NATIONAL BANK, NA		04/07/11		\$ 100,000.00	\$ 100,000.00	\$ 100,000.00	04/15/10
196298	303	REG	AG1002660	HUNTINGTON NATIONAL BANK, NA		04/07/11		\$ 70,410.00	\$ 70,410.00	\$ 70,410.00	04/15/10
196299	303	REG	AG1002678	HUNTINGTON NATIONAL BANK, NA		04/07/11		\$ 80,000.00	\$ 80,000.00	\$ 80,000.00	04/15/10
196300	303	REG	AG1002686	HUNTINGTON NATIONAL BANK, NA		04/07/11		\$ 5,000.00	\$ 5,000.00	\$ 5,000.00	04/15/10
196301	303	REG	AG1002694	HUNTINGTON NATIONAL BANK, NA		04/07/11		\$ 100,000.00	\$ 100,000.00	\$ 100,000.00	04/15/10
196302	303	REG	AG1002702	HUNTINGTON NATIONAL BANK, NA		04/07/11		\$ 100,000.00	\$ 100,000.00	\$ 100,000.00	04/15/10
196303	303	REG	AG1002710	HUNTINGTON NATIONAL BANK, NA		04/07/11		\$ 80,000.00	\$ 80,000.00	\$ 80,000.00	04/15/10
196304	303	REG	AG1002728	HUNTINGTON NATIONAL BANK, NA		04/07/11		\$ 20,000.00	\$ 20,000.00	\$ 20,000.00	04/15/10
196305	303	REG	AG1002736	HUNTINGTON NATIONAL BANK, NA		04/07/11		\$ 100,000.00	\$ 100,000.00	\$ 100,000.00	04/15/10
196306	303	REG	AG1002744	HUNTINGTON NATIONAL BANK, NA		04/07/11		\$ 50,000.00	\$ 50,000.00	\$ 50,000.00	04/15/10
196307	303	REG	AG1002751	HUNTINGTON NATIONAL BANK, NA		04/07/11		\$ 100,000.00	\$ 100,000.00	\$ 100,000.00	04/15/10
196308	303	REG	AG1002769	HUNTINGTON NATIONAL BANK, NA		04/07/11		\$ 40,000.00	\$ 40,000.00	\$ 40,000.00	04/15/10
196309	303	REG	AG1002777	HUNTINGTON NATIONAL BANK, NA		04/07/11		\$ 100,000.00	\$ 100,000.00	\$ 100,000.00	04/15/10
196310	303	REG	AG1002785	HUNTINGTON NATIONAL BANK, NA		04/07/11		\$ 100,000.00	\$ 100,000.00	\$ 100,000.00	04/15/10
196311	303	REG	AG1002793	KINGSTON NATIONAL BANK		04/07/11		\$ 100,000.00	\$ 100,000.00	\$ 100,000.00	04/15/10
196312	303	REG	AG1002801	KINGSTON NATIONAL BANK		04/07/11		\$ 50,000.00	\$ 50,000.00	\$ 50,000.00	04/15/10
196313	303	REG	AG1002819	KINGSTON NATIONAL BANK		04/07/11		\$ 35,000.00	\$ 35,000.00	\$ 35,000.00	04/15/10
196314	303	REG	AG1002827	KINGSTON NATIONAL BANK		04/07/11		\$ 100,000.00	\$ 100,000.00	\$ 100,000.00	04/15/10
196315	303	REG	AG1002835	KINGSTON NATIONAL BANK		04/07/11		\$ 40,000.00	\$ 40,000.00	\$ 40,000.00	04/15/10
196316	303	REG	AG1002843	KINGSTON NATIONAL BANK		04/07/11		\$ 3,500.00	\$ 3,500.00	\$ 3,500.00	04/15/10
196317	303	REG	AG1002850	KINGSTON NATIONAL BANK		04/07/11		\$ 100,000.00	\$ 100,000.00	\$ 100,000.00	04/15/10

PGM: INVS_MONTHEND_INVENTORY
 SOURCE: VisualQED
 MODEL: INVENTORY
 BASIS: SETTLEMENT
 AS-OF: 1/31/2011

JOSH MANDEL
 TREASURER, STATE OF OHIO

INVESTMENT INVENTORY
 SETTLED POSITIONS AS OF: 1/31/11

INVST#	FUND	FUND	CUSIP	DESCRIPTION	RATE	MATURITY	YIELD	PAR AMOUNT	BOOK VALUE	MARKET VALUE	1ST PUR
196318	303	REG	AG1002868	KINGSTON NATIONAL BANK		04/07/11		\$ 100,000.00	\$ 100,000.00	\$ 100,000.00	04/15/10
196319	303	REG	AG1002876	KINGSTON NATIONAL BANK		04/07/11		\$ 100,000.00	\$ 100,000.00	\$ 100,000.00	04/15/10
196320	303	REG	AG1002884	KINGSTON NATIONAL BANK		04/07/11		\$ 100,000.00	\$ 100,000.00	\$ 100,000.00	04/15/10
196321	303	REG	AG1002892	KINGSTON NATIONAL BANK		04/07/11		\$ 100,000.00	\$ 100,000.00	\$ 100,000.00	04/15/10
196322	303	REG	AG1002900	KINGSTON NATIONAL BANK		04/07/11		\$ 100,000.00	\$ 100,000.00	\$ 100,000.00	04/15/10
196323	303	REG	AG1002918	KINGSTON NATIONAL BANK		04/07/11		\$ 18,000.00	\$ 18,000.00	\$ 18,000.00	04/15/10
196324	303	REG	AG1002926	KINGSTON NATIONAL BANK		04/07/11		\$ 100,000.00	\$ 100,000.00	\$ 100,000.00	04/15/10
196325	303	REG	AG1002934	KINGSTON NATIONAL BANK		04/07/11		\$ 100,000.00	\$ 100,000.00	\$ 100,000.00	04/15/10
196326	303	REG	AG1002942	KINGSTON NATIONAL BANK		04/07/11		\$ 100,000.00	\$ 100,000.00	\$ 100,000.00	04/15/10
196327	303	REG	AG1002959	KINGSTON NATIONAL BANK		04/07/11		\$ 75,000.00	\$ 75,000.00	\$ 75,000.00	04/15/10
196328	303	REG	AG1002967	KINGSTON NATIONAL BANK		04/07/11		\$ 35,000.00	\$ 35,000.00	\$ 35,000.00	04/15/10
196329	303	REG	AG1002975	KINGSTON NATIONAL BANK		04/07/11		\$ 100,000.00	\$ 100,000.00	\$ 100,000.00	04/15/10
196330	303	REG	AG1002983	KINGSTON NATIONAL BANK		04/07/11		\$ 95,150.00	\$ 95,150.00	\$ 95,150.00	04/15/10
196331	303	REG	AG1002991	KINGSTON NATIONAL BANK		04/07/11		\$ 35,000.00	\$ 35,000.00	\$ 35,000.00	04/15/10
196332	303	REG	AG1003007	KINGSTON NATIONAL BANK		04/07/11		\$ 10,000.00	\$ 10,000.00	\$ 10,000.00	04/15/10
196333	303	REG	AG1003015	KINGSTON NATIONAL BANK		04/07/11		\$ 100,000.00	\$ 100,000.00	\$ 100,000.00	04/15/10
196334	303	REG	AG1003023	KINGSTON NATIONAL BANK		04/07/11		\$ 75,000.00	\$ 75,000.00	\$ 75,000.00	04/15/10
196335	303	REG	AG1003031	KINGSTON NATIONAL BANK		04/07/11		\$ 100,000.00	\$ 100,000.00	\$ 100,000.00	04/15/10
196336	303	REG	AG1003049	KINGSTON NATIONAL BANK		04/07/11		\$ 30,150.00	\$ 30,150.00	\$ 30,150.00	04/15/10
196337	303	REG	AG1003056	KINGSTON NATIONAL BANK		04/07/11		\$ 30,150.00	\$ 30,150.00	\$ 30,150.00	04/15/10
196338	303	REG	AG1003064	KINGSTON NATIONAL BANK		04/07/11		\$ 100,000.00	\$ 100,000.00	\$ 100,000.00	04/15/10
196339	303	REG	AG1003072	KINGSTON NATIONAL BANK		04/07/11		\$ 100,000.00	\$ 100,000.00	\$ 100,000.00	04/15/10
196340	303	REG	AG1003080	KINGSTON NATIONAL BANK		04/07/11		\$ 100,000.00	\$ 100,000.00	\$ 100,000.00	04/15/10
196342	303	REG	AG1003098	KINGSTON NATIONAL BANK		04/07/11		\$ 100,000.00	\$ 100,000.00	\$ 100,000.00	04/15/10
196344	303	REG	AG1003106	KINGSTON NATIONAL BANK		04/07/11		\$ 30,000.00	\$ 30,000.00	\$ 30,000.00	04/15/10
196346	303	REG	AG1003114	KINGSTON NATIONAL BANK		04/07/11		\$ 45,000.00	\$ 45,000.00	\$ 45,000.00	04/15/10
196347	303	REG	AG1003122	KINGSTON NATIONAL BANK		04/07/11		\$ 100,000.00	\$ 100,000.00	\$ 100,000.00	04/15/10
196348	303	REG	AG1003130	KINGSTON NATIONAL BANK		04/07/11		\$ 100,000.00	\$ 100,000.00	\$ 100,000.00	04/15/10
196350	303	REG	AG1003148	KINGSTON NATIONAL BANK		04/07/11		\$ 100,000.00	\$ 100,000.00	\$ 100,000.00	04/15/10
196351	303	REG	AG1003155	KINGSTON NATIONAL BANK		04/07/11		\$ 100,000.00	\$ 100,000.00	\$ 100,000.00	04/15/10
196353	303	REG	AG1003163	KINGSTON NATIONAL BANK		04/07/11		\$ 35,000.00	\$ 35,000.00	\$ 35,000.00	04/15/10
196354	303	REG	AG1003171	KINGSTON NATIONAL BANK		04/07/11		\$ 100,000.00	\$ 100,000.00	\$ 100,000.00	04/15/10
196355	303	REG	AG1003189	KINGSTON NATIONAL BANK		04/07/11		\$ 30,000.00	\$ 30,000.00	\$ 30,000.00	04/15/10
196356	303	REG	AG1003197	KINGSTON NATIONAL BANK		04/07/11		\$ 100,000.00	\$ 100,000.00	\$ 100,000.00	04/15/10
196357	303	REG	AG1003205	KINGSTON NATIONAL BANK		04/07/11		\$ 100,000.00	\$ 100,000.00	\$ 100,000.00	04/15/10
196358	303	REG	AG1003213	KINGSTON NATIONAL BANK		04/07/11		\$ 100,000.00	\$ 100,000.00	\$ 100,000.00	04/15/10
196359	303	REG	AG1003221	KINGSTON NATIONAL BANK		04/07/11		\$ 20,150.00	\$ 20,150.00	\$ 20,150.00	04/15/10
196360	303	REG	AG1003239	KINGSTON NATIONAL BANK		04/07/11		\$ 20,150.00	\$ 20,150.00	\$ 20,150.00	04/15/10
196361	303	REG	AG1003247	KINGSTON NATIONAL BANK		04/07/11		\$ 100,000.00	\$ 100,000.00	\$ 100,000.00	04/15/10
196362	303	REG	AG1003254	KINGSTON NATIONAL BANK		04/07/11		\$ 40,178.00	\$ 40,178.00	\$ 40,178.00	04/15/10
196364	303	REG	AG1003262	KINGSTON NATIONAL BANK		04/07/11		\$ 25,000.00	\$ 25,000.00	\$ 25,000.00	04/15/10
196365	303	REG	AG1003270	KINGSTON NATIONAL BANK		04/07/11		\$ 100,000.00	\$ 100,000.00	\$ 100,000.00	04/15/10
196366	303	REG	AG1003288	KINGSTON NATIONAL BANK		04/07/11		\$ 50,000.00	\$ 50,000.00	\$ 50,000.00	04/15/10
196367	303	REG	AG1003296	KINGSTON NATIONAL BANK		04/07/11		\$ 30,000.00	\$ 30,000.00	\$ 30,000.00	04/15/10
196368	303	REG	AG1003304	KINGSTON NATIONAL BANK		04/07/11		\$ 55,000.00	\$ 55,000.00	\$ 55,000.00	04/15/10
196369	303	REG	AG1003312	KINGSTON NATIONAL BANK		04/07/11		\$ 30,000.00	\$ 30,000.00	\$ 30,000.00	04/15/10
196370	303	REG	AG1003320	KINGSTON NATIONAL BANK		04/07/11		\$ 100,000.00	\$ 100,000.00	\$ 100,000.00	04/15/10
196371	303	REG	AG1003338	KINGSTON NATIONAL BANK		04/07/11		\$ 100,000.00	\$ 100,000.00	\$ 100,000.00	04/15/10
196372	303	REG	AG1003346	KINGSTON NATIONAL BANK		04/07/11		\$ 100,000.00	\$ 100,000.00	\$ 100,000.00	04/15/10
196373	303	REG	AG1003353	KINGSTON NATIONAL BANK		04/07/11		\$ 100,000.00	\$ 100,000.00	\$ 100,000.00	04/15/10
196374	303	REG	AG1003361	KINGSTON NATIONAL BANK		04/07/11		\$ 60,000.00	\$ 60,000.00	\$ 60,000.00	04/15/10
196375	303	REG	AG1003379	KINGSTON NATIONAL BANK		04/07/11		\$ 15,000.00	\$ 15,000.00	\$ 15,000.00	04/15/10
196376	303	REG	AG1003387	KINGSTON NATIONAL BANK		04/07/11		\$ 19,000.00	\$ 19,000.00	\$ 19,000.00	04/15/10
196377	303	REG	AG1003395	KINGSTON NATIONAL BANK		04/07/11		\$ 100,000.00	\$ 100,000.00	\$ 100,000.00	04/15/10
196378	303	REG	AG1003403	KINGSTON NATIONAL BANK		04/07/11		\$ 100,000.00	\$ 100,000.00	\$ 100,000.00	04/15/10
196379	303	REG	AG1003411	KINGSTON NATIONAL BANK		04/07/11		\$ 100,000.00	\$ 100,000.00	\$ 100,000.00	04/15/10

PGM: INVS_MONTHEND_INVENTORY
 SOURCE: VisualQED
 MODEL: INVENTORY
 BASIS: SETTLEMENT
 AS-OF: 1/31/2011

JOSH MANDEL
 TREASURER, STATE OF OHIO

INVESTMENT INVENTORY
 SETTLED POSITIONS AS OF: 1/31/11

INVT#	FUND	FUND	CUSIP	DESCRIPTION	RATE	MATURITY	YIELD	PAR AMOUNT	BOOK VALUE	MARKET VALUE	1ST PUR
196380	303	REG	AG1003429	METAMORA STATE BANK		04/07/11		\$ 100,000.00	\$ 100,000.00	\$ 100,000.00	04/15/10
196381	303	REG	AG1003437	METAMORA STATE BANK		04/07/11		\$ 100,000.00	\$ 100,000.00	\$ 100,000.00	04/15/10
196382	303	REG	AG1003445	METAMORA STATE BANK		04/07/11		\$ 100,000.00	\$ 100,000.00	\$ 100,000.00	04/15/10
196383	303	REG	AG1003452	METAMORA STATE BANK		04/07/11		\$ 100,000.00	\$ 100,000.00	\$ 100,000.00	04/15/10
196384	303	REG	AG1003460	METAMORA STATE BANK		04/07/11		\$ 100,000.00	\$ 100,000.00	\$ 100,000.00	04/15/10
196385	303	REG	AG1003478	METAMORA STATE BANK		04/07/11		\$ 35,000.00	\$ 35,000.00	\$ 35,000.00	04/15/10
196386	303	REG	AG1003486	METAMORA STATE BANK		04/07/11		\$ 100,000.00	\$ 100,000.00	\$ 100,000.00	04/15/10
196387	303	REG	AG1003494	METAMORA STATE BANK		04/07/11		\$ 65,000.00	\$ 65,000.00	\$ 65,000.00	04/15/10
196388	303	REG	AG1003502	METAMORA STATE BANK		04/07/11		\$ 100,000.00	\$ 100,000.00	\$ 100,000.00	04/15/10
196389	303	REG	AG1003510	METAMORA STATE BANK		04/07/11		\$ 60,000.00	\$ 60,000.00	\$ 60,000.00	04/15/10
196390	303	REG	AG1003528	METAMORA STATE BANK		04/07/11		\$ 35,000.00	\$ 35,000.00	\$ 35,000.00	04/15/10
196391	303	REG	AG1003536	METAMORA STATE BANK		04/07/11		\$ 50,000.00	\$ 50,000.00	\$ 50,000.00	04/15/10
196392	303	REG	AG1003544	METAMORA STATE BANK		04/07/11		\$ 60,000.00	\$ 60,000.00	\$ 60,000.00	04/15/10
196393	303	REG	AG1003551	METAMORA STATE BANK		04/07/11		\$ 100,000.00	\$ 100,000.00	\$ 100,000.00	04/15/10
196394	303	REG	AG1003569	REPUBLIC BANKING COMPANY		04/07/11		\$ 100,000.00	\$ 100,000.00	\$ 100,000.00	04/15/10
196395	303	REG	AG1003577	REPUBLIC BANKING COMPANY		04/07/11		\$ 100,000.00	\$ 100,000.00	\$ 100,000.00	04/15/10
196396	303	REG	AG1003585	RICHWOOD BANKING COMPANY		04/07/11		\$ 100,000.00	\$ 100,000.00	\$ 100,000.00	04/15/10
196397	303	REG	AG1003593	RICHWOOD BANKING COMPANY		04/07/11		\$ 100,000.00	\$ 100,000.00	\$ 100,000.00	04/15/10
196398	303	REG	AG1003601	RICHWOOD BANKING COMPANY		04/07/11		\$ 68,000.00	\$ 68,000.00	\$ 68,000.00	04/15/10
196399	303	REG	AG1003619	RICHWOOD BANKING COMPANY		04/07/11		\$ 90,000.00	\$ 90,000.00	\$ 90,000.00	04/15/10
196400	303	REG	AG1003627	RICHWOOD BANKING COMPANY		04/07/11		\$ 100,000.00	\$ 100,000.00	\$ 100,000.00	04/15/10
196401	303	REG	AG1003635	RICHWOOD BANKING COMPANY		04/07/11		\$ 100,000.00	\$ 100,000.00	\$ 100,000.00	04/15/10
196402	303	REG	AG1003643	RICHWOOD BANKING COMPANY		04/07/11		\$ 100,000.00	\$ 100,000.00	\$ 100,000.00	04/15/10
196404	303	REG	AG1003650	RICHWOOD BANKING COMPANY		04/07/11		\$ 30,000.00	\$ 30,000.00	\$ 30,000.00	04/15/10
196405	303	REG	AG1003668	RICHWOOD BANKING COMPANY		04/07/11		\$ 65,000.00	\$ 65,000.00	\$ 65,000.00	04/15/10
196406	303	REG	AG1003676	RICHWOOD BANKING COMPANY		04/07/11		\$ 58,000.00	\$ 58,000.00	\$ 58,000.00	04/15/10
196407	303	REG	AG1003684	RICHWOOD BANKING COMPANY		04/07/11		\$ 100,000.00	\$ 100,000.00	\$ 100,000.00	04/15/10
196408	303	REG	AG1003692	RICHWOOD BANKING COMPANY		04/07/11		\$ 100,000.00	\$ 100,000.00	\$ 100,000.00	04/15/10
196409	303	REG	AG1003700	RICHWOOD BANKING COMPANY		04/07/11		\$ 100,000.00	\$ 100,000.00	\$ 100,000.00	04/15/10
196410	303	REG	AG1003718	RICHWOOD BANKING COMPANY		04/07/11		\$ 100,000.00	\$ 100,000.00	\$ 100,000.00	04/15/10
196411	303	REG	AG1003726	RICHWOOD BANKING COMPANY		04/07/11		\$ 100,000.00	\$ 100,000.00	\$ 100,000.00	04/15/10
196413	303	REG	AG1003734	RICHWOOD BANKING COMPANY		04/07/11		\$ 100,000.00	\$ 100,000.00	\$ 100,000.00	04/15/10
196414	303	REG	AG1003742	RICHWOOD BANKING COMPANY		04/07/11		\$ 100,000.00	\$ 100,000.00	\$ 100,000.00	04/15/10
196429	303	REG	AG1003759	STATE BANK & TRUST COMPANY		04/07/11		\$ 100,000.00	\$ 100,000.00	\$ 100,000.00	04/16/10
196438	303	REG	AG1003767	STATE BANK & TRUST COMPANY		04/07/11	0.150	\$ 100,000.00	\$ 100,000.00	\$ 100,000.00	04/16/10
196439	303	REG	AG1003775	STATE BANK & TRUST COMPANY		04/07/11	0.150	\$ 60,000.00	\$ 60,000.00	\$ 60,000.00	04/16/10
196440	303	REG	AG1003783	STATE BANK & TRUST COMPANY		04/07/11	0.150	\$ 100,000.00	\$ 100,000.00	\$ 100,000.00	04/16/10
196441	303	REG	AG1003791	STATE BANK & TRUST COMPANY		04/07/11	0.150	\$ 100,000.00	\$ 100,000.00	\$ 100,000.00	04/16/10
196442	303	REG	AG1003809	STATE BANK & TRUST COMPANY		04/07/11	0.150	\$ 100,000.00	\$ 100,000.00	\$ 100,000.00	04/16/10
196443	303	REG	AG1003817	STATE BANK & TRUST COMPANY		04/07/11	0.150	\$ 85,000.00	\$ 85,000.00	\$ 85,000.00	04/16/10
196444	303	REG	AG1003825	STATE BANK & TRUST COMPANY		04/07/11	0.150	\$ 100,000.00	\$ 100,000.00	\$ 100,000.00	04/16/10
196445	303	REG	AG1003833	STATE BANK & TRUST COMPANY		04/07/11	0.150	\$ 100,000.00	\$ 100,000.00	\$ 100,000.00	04/16/10
196446	303	REG	AG1003841	STATE BANK & TRUST COMPANY		04/07/11	0.150	\$ 100,000.00	\$ 100,000.00	\$ 100,000.00	04/16/10
196447	303	REG	AG1003858	STATE BANK & TRUST COMPANY		04/07/11	0.150	\$ 100,000.00	\$ 100,000.00	\$ 100,000.00	04/16/10
196448	303	REG	AG1003866	STATE BANK & TRUST COMPANY		04/07/11	0.150	\$ 35,000.00	\$ 35,000.00	\$ 35,000.00	04/16/10
196449	303	REG	AG1003874	STATE BANK & TRUST COMPANY		04/07/11	0.150	\$ 75,000.00	\$ 75,000.00	\$ 75,000.00	04/16/10
196450	303	REG	AG1003882	STATE BANK & TRUST COMPANY		04/07/11	0.150	\$ 100,000.00	\$ 100,000.00	\$ 100,000.00	04/16/10
196451	303	REG	AG1003890	STATE BANK & TRUST COMPANY		04/07/11	0.150	\$ 100,000.00	\$ 100,000.00	\$ 100,000.00	04/16/10
196452	303	REG	AG1003908	STATE BANK & TRUST COMPANY		04/07/11	0.150	\$ 100,000.00	\$ 100,000.00	\$ 100,000.00	04/16/10
196453	303	REG	AG1003916	STATE BANK & TRUST COMPANY		04/07/11	0.150	\$ 85,000.00	\$ 85,000.00	\$ 85,000.00	04/16/10
196454	303	REG	AG1003924	STATE BANK & TRUST COMPANY		04/07/11	0.150	\$ 35,000.00	\$ 35,000.00	\$ 35,000.00	04/16/10
196455	303	REG	AG1003932	STATE BANK & TRUST COMPANY		04/07/11	0.150	\$ 100,000.00	\$ 100,000.00	\$ 100,000.00	04/16/10
196456	303	REG	AG1003940	STATE BANK & TRUST COMPANY		04/07/11	0.150	\$ 100,000.00	\$ 100,000.00	\$ 100,000.00	04/16/10
196457	303	REG	AG1003957	STATE BANK & TRUST COMPANY		04/07/11	0.150	\$ 100,000.00	\$ 100,000.00	\$ 100,000.00	04/16/10
196628	303	REG	AG1003965	STATE BANK & TRUST COMPANY		04/07/11		\$ 100,000.00	\$ 100,000.00	\$ 100,000.00	04/16/10
196459	303	REG	AG1003973	STATE BANK & TRUST COMPANY		04/07/11	0.150	\$ 25,000.00	\$ 25,000.00	\$ 25,000.00	04/16/10

PGM: INVS_MONTHEND_INVENTORY
 SOURCE: VisualQED
 MODEL: INVENTORY
 BASIS: SETTLEMENT
 AS-OF: 1/31/2011

JOSH MANDEL
 TREASURER, STATE OF OHIO

INVESTMENT INVENTORY
 SETTLED POSITIONS AS OF: 1/31/11

INVS#	FUND	FUND	CUSIP	DESCRIPTION	RATE	MATURITY	YIELD	PAR AMOUNT	BOOK VALUE	MARKET VALUE	1ST PUR
196460	303	REG	AG1003981	STATE BANK & TRUST COMPANY		04/07/11	0.150	\$ 100,000.00	\$ 100,000.00	\$ 100,000.00	04/16/10
196461	303	REG	AG1003999	STATE BANK & TRUST COMPANY		04/07/11	0.150	\$ 100,000.00	\$ 100,000.00	\$ 100,000.00	04/16/10
196462	303	REG	AG1004005	STATE BANK & TRUST COMPANY		04/07/11	0.150	\$ 60,000.00	\$ 60,000.00	\$ 60,000.00	04/16/10
196463	303	REG	AG1004013	STATE BANK & TRUST COMPANY		04/07/11	0.150	\$ 100,000.00	\$ 100,000.00	\$ 100,000.00	04/16/10
196464	303	REG	AG1004021	STATE BANK & TRUST COMPANY		04/07/11	0.150	\$ 100,000.00	\$ 100,000.00	\$ 100,000.00	04/16/10
196465	303	REG	AG1004039	STATE BANK & TRUST COMPANY		04/07/11	0.150	\$ 70,000.00	\$ 70,000.00	\$ 70,000.00	04/16/10
196466	303	REG	AG1004047	STATE BANK & TRUST COMPANY		04/07/11	0.150	\$ 100,000.00	\$ 100,000.00	\$ 100,000.00	04/16/10
196467	303	REG	AG1004054	STATE BANK & TRUST COMPANY		04/07/11	0.150	\$ 100,000.00	\$ 100,000.00	\$ 100,000.00	04/16/10
196468	303	REG	AG1004062	STATE BANK & TRUST COMPANY		04/07/11	0.150	\$ 100,000.00	\$ 100,000.00	\$ 100,000.00	04/16/10
196469	303	REG	AG1004070	STATE BANK & TRUST COMPANY		04/07/11	0.150	\$ 100,000.00	\$ 100,000.00	\$ 100,000.00	04/16/10
196470	303	REG	AG1004088	STATE BANK & TRUST COMPANY		04/07/11	0.150	\$ 100,000.00	\$ 100,000.00	\$ 100,000.00	04/16/10
196471	303	REG	AG1004096	STATE BANK & TRUST COMPANY		04/07/11	0.150	\$ 45,000.00	\$ 45,000.00	\$ 45,000.00	04/16/10
196472	303	REG	AG1004104	STATE BANK & TRUST COMPANY		04/07/11	0.150	\$ 75,000.00	\$ 75,000.00	\$ 75,000.00	04/16/10
196474	303	REG	AG1004112	STATE BANK & TRUST COMPANY		04/07/11	0.150	\$ 30,000.00	\$ 30,000.00	\$ 30,000.00	04/16/10
196475	303	REG	AG1004120	STATE BANK & TRUST COMPANY		04/07/11	0.150	\$ 60,000.00	\$ 60,000.00	\$ 60,000.00	04/16/10
196476	303	REG	AG1004138	STATE BANK & TRUST COMPANY		04/07/11	0.150	\$ 25,000.00	\$ 25,000.00	\$ 25,000.00	04/16/10
196478	303	REG	AG1004146	STATE BANK & TRUST COMPANY		04/07/11	0.150	\$ 60,000.00	\$ 60,000.00	\$ 60,000.00	04/16/10
196481	303	REG	AG1004153	STATE BANK & TRUST COMPANY		04/07/11	0.150	\$ 25,000.00	\$ 25,000.00	\$ 25,000.00	04/16/10
196482	303	REG	AG1004161	STATE BANK & TRUST COMPANY		04/07/11	0.150	\$ 100,000.00	\$ 100,000.00	\$ 100,000.00	04/16/10
196483	303	REG	AG1004179	STATE BANK & TRUST COMPANY		04/07/11	0.150	\$ 100,000.00	\$ 100,000.00	\$ 100,000.00	04/16/10
196484	303	REG	AG1004187	STATE BANK & TRUST COMPANY		04/07/11	0.150	\$ 100,000.00	\$ 100,000.00	\$ 100,000.00	04/16/10
196485	303	REG	AG1004195	STATE BANK & TRUST COMPANY		04/07/11	0.150	\$ 60,000.00	\$ 60,000.00	\$ 60,000.00	04/16/10
196486	303	REG	AG1004203	STATE BANK & TRUST COMPANY		04/07/11	0.150	\$ 35,000.00	\$ 35,000.00	\$ 35,000.00	04/16/10
196487	303	REG	AG1004211	STATE BANK & TRUST COMPANY		04/07/11	0.150	\$ 100,000.00	\$ 100,000.00	\$ 100,000.00	04/16/10
196488	303	REG	AG1004229	STATE BANK & TRUST COMPANY		04/07/11	0.150	\$ 50,000.00	\$ 50,000.00	\$ 50,000.00	04/16/10
196489	303	REG	AG1004237	STATE BANK & TRUST COMPANY		04/07/11	0.150	\$ 100,000.00	\$ 100,000.00	\$ 100,000.00	04/16/10
196490	303	REG	AG1004245	STATE BANK & TRUST COMPANY		04/07/11	0.150	\$ 100,000.00	\$ 100,000.00	\$ 100,000.00	04/16/10
196491	303	REG	AG1004252	STATE BANK & TRUST COMPANY		04/07/11	0.150	\$ 100,000.00	\$ 100,000.00	\$ 100,000.00	04/16/10
196492	303	REG	AG1004260	STATE BANK & TRUST COMPANY		04/07/11	0.150	\$ 100,000.00	\$ 100,000.00	\$ 100,000.00	04/16/10
196493	303	REG	AG1004278	STATE BANK & TRUST COMPANY		04/07/11	0.150	\$ 100,000.00	\$ 100,000.00	\$ 100,000.00	04/16/10
196494	303	REG	AG1004286	STATE BANK & TRUST COMPANY		04/07/11	0.150	\$ 17,000.00	\$ 17,000.00	\$ 17,000.00	04/16/10
196495	303	REG	AG1004294	STATE BANK & TRUST COMPANY		04/07/11	0.150	\$ 45,000.00	\$ 45,000.00	\$ 45,000.00	04/16/10
196496	303	REG	AG1004302	STATE BANK & TRUST COMPANY		04/07/11	0.150	\$ 100,000.00	\$ 100,000.00	\$ 100,000.00	04/16/10
196497	303	REG	AG1004310	STATE BANK & TRUST COMPANY		04/07/11	0.150	\$ 100,000.00	\$ 100,000.00	\$ 100,000.00	04/16/10
196498	303	REG	AG1004328	STATE BANK & TRUST COMPANY		04/07/11	0.150	\$ 100,000.00	\$ 100,000.00	\$ 100,000.00	04/16/10
196499	303	REG	AG1004336	STATE BANK & TRUST COMPANY		04/07/11	0.150	\$ 80,000.00	\$ 80,000.00	\$ 80,000.00	04/16/10
196500	303	REG	AG1004344	STATE BANK & TRUST COMPANY		04/07/11	0.150	\$ 70,000.00	\$ 70,000.00	\$ 70,000.00	04/16/10
196501	303	REG	AG1004351	STATE BANK & TRUST COMPANY		04/07/11	0.150	\$ 45,000.00	\$ 45,000.00	\$ 45,000.00	04/16/10
196502	303	REG	AG1004369	STATE BANK & TRUST COMPANY		04/07/11	0.150	\$ 100,000.00	\$ 100,000.00	\$ 100,000.00	04/16/10
196503	303	REG	AG1004377	STATE BANK & TRUST COMPANY		04/07/11	0.150	\$ 25,000.00	\$ 25,000.00	\$ 25,000.00	04/16/10
196504	303	REG	AG1004385	OSGOOD STATE BANK		04/07/11	0.150	\$ 45,000.00	\$ 45,000.00	\$ 45,000.00	04/16/10
196505	303	REG	AG1004393	OLD NATIONAL BANK		04/07/11	0.150	\$ 100,000.00	\$ 100,000.00	\$ 100,000.00	04/16/10
196506	303	REG	AG1004401	OLD NATIONAL BANK		04/07/11	0.150	\$ 100,000.00	\$ 100,000.00	\$ 100,000.00	04/16/10
196507	303	REG	AG1004419	OLD NATIONAL BANK		04/07/11	0.150	\$ 100,000.00	\$ 100,000.00	\$ 100,000.00	04/16/10
196508	303	REG	AG1004427	OLD NATIONAL BANK		04/07/11	0.150	\$ 70,000.00	\$ 70,000.00	\$ 70,000.00	04/16/10
196509	303	REG	AG1004435	OLD NATIONAL BANK		04/07/11	0.150	\$ 80,000.00	\$ 80,000.00	\$ 80,000.00	04/16/10
196510	303	REG	AG1004443	OLD NATIONAL BANK		04/07/11	0.150	\$ 80,000.00	\$ 80,000.00	\$ 80,000.00	04/16/10
196511	303	REG	AG1004450	COMMUNITY FIRST BANK		04/07/11	0.150	\$ 20,000.00	\$ 20,000.00	\$ 20,000.00	04/16/10
196512	303	REG	AG1004468	COMMUNITY FIRST BANK		04/07/11	0.150	\$ 100,000.00	\$ 100,000.00	\$ 100,000.00	04/16/10
196513	303	REG	AG1004476	COMMUNITY FIRST BANK		04/07/11	0.150	\$ 20,000.00	\$ 20,000.00	\$ 20,000.00	04/16/10
196515	303	REG	AG1004484	COMMUNITY FIRST BANK		04/07/11	0.150	\$ 20,000.00	\$ 20,000.00	\$ 20,000.00	04/16/10
196516	303	REG	AG1004492	COMMUNITY FIRST BANK		04/07/11	0.150	\$ 45,000.00	\$ 45,000.00	\$ 45,000.00	04/16/10
196517	303	REG	AG1004500	COMMUNITY FIRST BANK		04/07/11	0.150	\$ 100,000.00	\$ 100,000.00	\$ 100,000.00	04/16/10
196518	303	REG	AG1004518	COMMUNITY FIRST BANK		04/07/11	0.150	\$ 100,000.00	\$ 100,000.00	\$ 100,000.00	04/16/10
196519	303	REG	AG1004526	FIRST CITIZENS NATIONAL BANK		04/07/11	0.150	\$ 100,000.00	\$ 100,000.00	\$ 100,000.00	04/16/10
196520	303	REG	AG1004534	FIRST CITIZENS NATIONAL BANK		04/07/11	0.150	\$ 35,000.00	\$ 35,000.00	\$ 35,000.00	04/16/10

PGM: INVS_MONTHEND_INVENTORY
 SOURCE: VisualQED
 MODEL: INVENTORY
 BASIS: SETTLEMENT
 AS-OF: 1/31/2011

JOSH MANDEL
 TREASURER, STATE OF OHIO

INVESTMENT INVENTORY
 SETTLED POSITIONS AS OF: 1/31/11

INVT#	FUND	FUND	CUSIP	DESCRIPTION	RATE	MATURITY	YIELD	PAR AMOUNT	BOOK VALUE	MARKET VALUE	1ST PUR
196521	303	REG	AG1004542	FIRST CITIZENS NATIONAL BANK		04/07/11	0.150	\$ 100,000.00	\$ 100,000.00	\$ 100,000.00	04/16/10
196522	303	REG	AG1004559	FIRST CITIZENS NATIONAL BANK		04/07/11	0.150	\$ 100,000.00	\$ 100,000.00	\$ 100,000.00	04/16/10
196523	303	REG	AG1004567	FIRST CITIZENS NATIONAL BANK		04/07/11	0.150	\$ 24,950.00	\$ 24,950.00	\$ 24,950.00	04/16/10
196524	303	REG	AG1004575	FIRST CITIZENS NATIONAL BANK		04/07/11	0.150	\$ 100,000.00	\$ 100,000.00	\$ 100,000.00	04/16/10
196525	303	REG	AG1004583	FIRST CITIZENS NATIONAL BANK		04/07/11	0.150	\$ 100,000.00	\$ 100,000.00	\$ 100,000.00	04/16/10
196526	303	REG	AG1004591	FIRST CITIZENS NATIONAL BANK		04/07/11	0.150	\$ 100,000.00	\$ 100,000.00	\$ 100,000.00	04/16/10
196527	303	REG	AG1004609	FIRST CITIZENS NATIONAL BANK		04/07/11	0.150	\$ 100,000.00	\$ 100,000.00	\$ 100,000.00	04/16/10
196528	303	REG	AG1004617	FIRST CITIZENS NATIONAL BANK		04/07/11	0.150	\$ 100,000.00	\$ 100,000.00	\$ 100,000.00	04/16/10
196529	303	REG	AG1004625	FIRST CITIZENS NATIONAL BANK		04/07/11	0.150	\$ 100,000.00	\$ 100,000.00	\$ 100,000.00	04/16/10
196530	303	REG	AG1004633	FIRST CITIZENS NATIONAL BANK		04/07/11	0.150	\$ 100,000.00	\$ 100,000.00	\$ 100,000.00	04/16/10
196548	303	REG	AG1004641	COMMERCIAL SAVINGS BANK, UPPER S		04/07/11	0.150	\$ 30,000.00	\$ 30,000.00	\$ 30,000.00	04/19/10
196549	303	REG	AG1004658	COMMERCIAL SAVINGS BANK, UPPER S		04/07/11	0.150	\$ 45,000.00	\$ 45,000.00	\$ 45,000.00	04/19/10
196550	303	REG	AG1004666	COMMERCIAL SAVINGS BANK, UPPER S		04/07/11	0.150	\$ 30,000.00	\$ 30,000.00	\$ 30,000.00	04/19/10
196552	303	REG	AG1004674	COMMERCIAL SAVINGS BANK, UPPER S		04/07/11	0.150	\$ 100,000.00	\$ 100,000.00	\$ 100,000.00	04/19/10
196553	303	REG	AG1004682	COMMERCIAL SAVINGS BANK, UPPER S		04/07/11	0.150	\$ 30,000.00	\$ 30,000.00	\$ 30,000.00	04/19/10
196554	303	REG	AG1004690	COMMERCIAL SAVINGS BANK, UPPER S		04/07/11	0.150	\$ 80,000.00	\$ 80,000.00	\$ 80,000.00	04/19/10
196555	303	REG	AG1004708	COMMERCIAL SAVINGS BANK, UPPER S		04/07/11	0.150	\$ 100,000.00	\$ 100,000.00	\$ 100,000.00	04/19/10
196557	303	REG	AG1004716	COMMERCIAL SAVINGS BANK, UPPER S		04/07/11	0.150	\$ 100,000.00	\$ 100,000.00	\$ 100,000.00	04/19/10
196558	303	REG	AG1004724	COMMERCIAL SAVINGS BANK, UPPER S		04/07/11		\$ 100,000.00	\$ 100,000.00	\$ 100,000.00	04/19/10
196559	303	REG	AG1004732	COMMERCIAL SAVINGS BANK, UPPER S		04/07/11	0.150	\$ 60,000.00	\$ 60,000.00	\$ 60,000.00	04/19/10
196560	303	REG	AG1004740	COMMERCIAL SAVINGS BANK, UPPER S		04/07/11	0.150	\$ 30,000.00	\$ 30,000.00	\$ 30,000.00	04/19/10
196561	303	REG	AG1004757	COMMERCIAL SAVINGS BANK, UPPER S		04/07/11	0.150	\$ 90,000.00	\$ 90,000.00	\$ 90,000.00	04/19/10
196562	303	REG	AG1004765	COMMERCIAL SAVINGS BANK, UPPER S		04/07/11	0.150	\$ 75,000.00	\$ 75,000.00	\$ 75,000.00	04/19/10
196563	303	REG	AG1004773	COMMERCIAL SAVINGS BANK, UPPER S		04/07/11	0.150	\$ 100,000.00	\$ 100,000.00	\$ 100,000.00	04/19/10
196564	303	REG	AG1004781	COMMERCIAL SAVINGS BANK, UPPER S		04/07/11	0.150	\$ 100,000.00	\$ 100,000.00	\$ 100,000.00	04/19/10
196565	303	REG	AG1004799	COMMERCIAL SAVINGS BANK, UPPER S		04/07/11	0.150	\$ 100,000.00	\$ 100,000.00	\$ 100,000.00	04/19/10
196566	303	REG	AG1004807	COMMERCIAL SAVINGS BANK, UPPER S		04/07/11		\$ 75,000.00	\$ 75,000.00	\$ 75,000.00	04/19/10
196567	303	REG	AG1004815	COMMERCIAL SAVINGS BANK, UPPER S		04/07/11	0.150	\$ 100,000.00	\$ 100,000.00	\$ 100,000.00	04/19/10
196568	303	REG	AG1004823	COMMERCIAL SAVINGS BANK, UPPER S		04/07/11	0.150	\$ 25,000.00	\$ 25,000.00	\$ 25,000.00	04/19/10
196569	303	REG	AG1004831	COMMERCIAL SAVINGS BANK, UPPER S		04/07/11	0.150	\$ 100,000.00	\$ 100,000.00	\$ 100,000.00	04/19/10
196570	303	REG	AG1004849	COMMERCIAL SAVINGS BANK, UPPER S		04/07/11	0.150	\$ 100,000.00	\$ 100,000.00	\$ 100,000.00	04/19/10
196571	303	REG	AG1004856	COMMERCIAL SAVINGS BANK, UPPER S		04/07/11	0.150	\$ 30,000.00	\$ 30,000.00	\$ 30,000.00	04/19/10
196572	303	REG	AG1004864	COMMERCIAL SAVINGS BANK, UPPER S		04/07/11	0.150	\$ 20,000.00	\$ 20,000.00	\$ 20,000.00	04/19/10
196573	303	REG	AG1004872	COMMERCIAL SAVINGS BANK, UPPER S		04/07/11	0.150	\$ 23,000.00	\$ 23,000.00	\$ 23,000.00	04/19/10
196574	303	REG	AG1004880	COMMERCIAL SAVINGS BANK, UPPER S		04/07/11	0.150	\$ 50,000.00	\$ 50,000.00	\$ 50,000.00	04/19/10
196575	303	REG	AG1004898	COMMERCIAL SAVINGS BANK, UPPER S		04/07/11	0.150	\$ 25,000.00	\$ 25,000.00	\$ 25,000.00	04/19/10
196576	303	REG	AG1004906	COMMERCIAL SAVINGS BANK, UPPER S		04/07/11		\$ 60,000.00	\$ 60,000.00	\$ 60,000.00	04/19/10
196577	303	REG	AG1004914	FARMERS STATE BANK, NEW MADISON		04/07/11		\$ 100,000.00	\$ 100,000.00	\$ 100,000.00	04/19/10
196580	303	REG	AG1004922	FARMERS STATE BANK, NEW MADISON		04/07/11		\$ 30,000.00	\$ 30,000.00	\$ 30,000.00	04/19/10
196581	303	REG	AG1004930	FARMERS STATE BANK, NEW MADISON		04/07/11		\$ 100,000.00	\$ 100,000.00	\$ 100,000.00	04/19/10
196582	303	REG	AG1004948	FARMERS STATE BANK, NEW MADISON		04/07/11		\$ 100,000.00	\$ 100,000.00	\$ 100,000.00	04/19/10
196583	303	REG	AG1004955	FARMERS STATE BANK, NEW MADISON		04/07/11		\$ 100,000.00	\$ 100,000.00	\$ 100,000.00	04/19/10
196584	303	REG	AG1004963	HUNTINGTON NATIONAL BANK, NA		04/07/11		\$ 100,000.00	\$ 100,000.00	\$ 100,000.00	04/19/10
196585	303	REG	AG1004971	HUNTINGTON NATIONAL BANK, NA		04/07/11		\$ 100,000.00	\$ 100,000.00	\$ 100,000.00	04/19/10
196586	303	REG	AG1004989	HUNTINGTON NATIONAL BANK, NA		04/07/11		\$ 100,000.00	\$ 100,000.00	\$ 100,000.00	04/19/10
196587	303	REG	AG1004997	HUNTINGTON NATIONAL BANK, NA		04/07/11		\$ 90,000.00	\$ 90,000.00	\$ 90,000.00	04/19/10
196588	303	REG	AG1005002	HUNTINGTON NATIONAL BANK, NA		04/07/11		\$ 100,000.00	\$ 100,000.00	\$ 100,000.00	04/19/10
196589	303	REG	AG1005010	HUNTINGTON NATIONAL BANK, NA		04/07/11		\$ 15,000.00	\$ 15,000.00	\$ 15,000.00	04/19/10
196590	303	REG	AG1005028	HUNTINGTON NATIONAL BANK, NA		04/07/11		\$ 100,000.00	\$ 100,000.00	\$ 100,000.00	04/19/10
196591	303	REG	AG1005036	HUNTINGTON NATIONAL BANK, NA		04/07/11		\$ 100,000.00	\$ 100,000.00	\$ 100,000.00	04/19/10
196592	303	REG	AG1005044	HUNTINGTON NATIONAL BANK, NA		04/07/11		\$ 60,000.00	\$ 60,000.00	\$ 60,000.00	04/19/10
196593	303	REG	AG1005051	HUNTINGTON NATIONAL BANK, NA		04/07/11		\$ 100,000.00	\$ 100,000.00	\$ 100,000.00	04/19/10
196594	303	REG	AG1005069	HUNTINGTON NATIONAL BANK, NA		04/07/11		\$ 100,000.00	\$ 100,000.00	\$ 100,000.00	04/19/10
196595	303	REG	AG1005077	HUNTINGTON NATIONAL BANK, NA		04/07/11		\$ 100,000.00	\$ 100,000.00	\$ 100,000.00	04/19/10
196596	303	REG	AG1005085	HUNTINGTON NATIONAL BANK, NA		04/07/11		\$ 100,000.00	\$ 100,000.00	\$ 100,000.00	04/19/10
196597	303	REG	AG1005093	HUNTINGTON NATIONAL BANK, NA		04/07/11		\$ 50,000.00	\$ 50,000.00	\$ 50,000.00	04/19/10

PGM: INVS_MONTHEND_INVENTORY
 SOURCE: VisualQED
 MODEL: INVENTORY
 BASIS: SETTLEMENT
 AS-OF: 1/31/2011

JOSH MANDEL
 TREASURER, STATE OF OHIO

INVESTMENT INVENTORY
 SETTLED POSITIONS AS OF: 1/31/11

INVST#	FUND	FUND	CUSIP	DESCRIPTION	RATE	MATURITY	YIELD	PAR AMOUNT	BOOK VALUE	MARKET VALUE	1ST PUR
196598	303	REG	AG1005101	HUNTINGTON NATIONAL BANK, NA		04/07/11		\$ 50,000.00	\$ 50,000.00	\$ 50,000.00	04/19/10
196599	303	REG	AG1005119	HUNTINGTON NATIONAL BANK, NA		04/07/11		\$ 100,000.00	\$ 100,000.00	\$ 100,000.00	04/19/10
196600	303	REG	AG1005127	HUNTINGTON NATIONAL BANK, NA		04/07/11		\$ 100,000.00	\$ 100,000.00	\$ 100,000.00	04/19/10
196601	303	REG	AG1005135	HUNTINGTON NATIONAL BANK, NA		04/07/11		\$ 100,000.00	\$ 100,000.00	\$ 100,000.00	04/19/10
196602	303	REG	AG1005143	HUNTINGTON NATIONAL BANK, NA		04/07/11		\$ 50,000.00	\$ 50,000.00	\$ 50,000.00	04/19/10
196603	303	REG	AG1005150	HUNTINGTON NATIONAL BANK, NA		04/07/11		\$ 40,000.00	\$ 40,000.00	\$ 40,000.00	04/19/10
196604	303	REG	AG1005168	HUNTINGTON NATIONAL BANK, NA		04/07/11		\$ 100,000.00	\$ 100,000.00	\$ 100,000.00	04/19/10
196605	303	REG	AG1005176	HUNTINGTON NATIONAL BANK, NA		04/07/11		\$ 100,000.00	\$ 100,000.00	\$ 100,000.00	04/19/10
196606	303	REG	AG1005184	HUNTINGTON NATIONAL BANK, NA		04/07/11		\$ 100,000.00	\$ 100,000.00	\$ 100,000.00	04/19/10
196607	303	REG	AG1005192	HUNTINGTON NATIONAL BANK, NA		04/07/11		\$ 100,000.00	\$ 100,000.00	\$ 100,000.00	04/19/10
196608	303	REG	AG1005200	HUNTINGTON NATIONAL BANK, NA		04/07/11		\$ 100,000.00	\$ 100,000.00	\$ 100,000.00	04/19/10
196609	303	REG	AG1005218	HUNTINGTON NATIONAL BANK, NA		04/07/11		\$ 100,000.00	\$ 100,000.00	\$ 100,000.00	04/19/10
196610	303	REG	AG1005226	HUNTINGTON NATIONAL BANK, NA		04/07/11		\$ 100,000.00	\$ 100,000.00	\$ 100,000.00	04/19/10
196635	303	REG	AG1005234	LIBERTY NATIONAL BANK		04/07/11	0.150	\$ 100,000.00	\$ 100,000.00	\$ 100,000.00	04/20/10
196636	303	REG	AG1005242	LIBERTY NATIONAL BANK		04/07/11	0.150	\$ 100,000.00	\$ 100,000.00	\$ 100,000.00	04/20/10
196637	303	REG	AG1005259	LIBERTY NATIONAL BANK		04/07/11	0.150	\$ 100,000.00	\$ 100,000.00	\$ 100,000.00	04/20/10
196638	303	REG	AG1005267	LIBERTY NATIONAL BANK		04/07/11	0.150	\$ 45,000.00	\$ 45,000.00	\$ 45,000.00	04/20/10
196639	303	REG	AG1005275	LIBERTY NATIONAL BANK		04/07/11	0.150	\$ 100,000.00	\$ 100,000.00	\$ 100,000.00	04/20/10
196640	303	REG	AG1005283	LIBERTY NATIONAL BANK		04/07/11	0.150	\$ 97,000.00	\$ 97,000.00	\$ 97,000.00	04/20/10
196641	303	REG	AG1005291	LIBERTY NATIONAL BANK		04/07/11	0.150	\$ 100,000.00	\$ 100,000.00	\$ 100,000.00	04/20/10
196642	303	REG	AG1005309	LIBERTY NATIONAL BANK		04/07/11	0.150	\$ 50,000.00	\$ 50,000.00	\$ 50,000.00	04/20/10
196643	303	REG	AG1005317	LIBERTY NATIONAL BANK		04/07/11	0.150	\$ 25,000.00	\$ 25,000.00	\$ 25,000.00	04/20/10
196644	303	REG	AG1005325	LIBERTY NATIONAL BANK		04/07/11	0.150	\$ 100,000.00	\$ 100,000.00	\$ 100,000.00	04/20/10
196645	303	REG	AG1005333	LIBERTY NATIONAL BANK		04/07/11	0.150	\$ 100,000.00	\$ 100,000.00	\$ 100,000.00	04/20/10
196646	303	REG	AG1005341	LIBERTY NATIONAL BANK		04/07/11	0.150	\$ 65,000.00	\$ 65,000.00	\$ 65,000.00	04/20/10
196647	303	REG	AG1005358	LIBERTY NATIONAL BANK		04/07/11	0.150	\$ 100,000.00	\$ 100,000.00	\$ 100,000.00	04/20/10
196648	303	REG	AG1005366	LIBERTY NATIONAL BANK		04/07/11	0.150	\$ 50,000.00	\$ 50,000.00	\$ 50,000.00	04/20/10
196650	303	REG	AG1005374	LIBERTY NATIONAL BANK		04/07/11	0.150	\$ 50,000.00	\$ 50,000.00	\$ 50,000.00	04/20/10
196651	303	REG	AG1005382	LIBERTY NATIONAL BANK		04/07/11	0.150	\$ 100,000.00	\$ 100,000.00	\$ 100,000.00	04/20/10
196652	303	REG	AG1005390	FIRST NATIONAL BANK, PANDORA		04/07/11		\$ 100,000.00	\$ 100,000.00	\$ 100,000.00	04/20/10
196653	303	REG	AG1005408	FIRST NATIONAL BANK, PANDORA		04/07/11		\$ 100,000.00	\$ 100,000.00	\$ 100,000.00	04/20/10
196654	303	REG	AG1005416	FIRST NATIONAL BANK, PANDORA		04/07/11		\$ 100,000.00	\$ 100,000.00	\$ 100,000.00	04/20/10
196655	303	REG	AG1005424	FIRST NATIONAL BANK, PANDORA		04/07/11		\$ 25,000.00	\$ 25,000.00	\$ 25,000.00	04/20/10
196656	303	REG	AG1005432	FIRST NATIONAL BANK, PANDORA		04/07/11		\$ 40,000.00	\$ 40,000.00	\$ 40,000.00	04/20/10
196657	303	REG	AG1005440	FIRST NATIONAL BANK, PANDORA		04/07/11		\$ 35,000.00	\$ 35,000.00	\$ 35,000.00	04/20/10
196658	303	REG	AG1005457	FIRST NATIONAL BANK, PANDORA		04/07/11		\$ 18,000.00	\$ 18,000.00	\$ 18,000.00	04/20/10
196659	303	REG	AG1005465	FIRST NATIONAL BANK, PANDORA		04/07/11		\$ 14,000.00	\$ 14,000.00	\$ 14,000.00	04/20/10
196661	303	REG	AG1005481	FIRST NATIONAL BANK, PANDORA		04/07/11		\$ 100,000.00	\$ 100,000.00	\$ 100,000.00	04/20/10
196662	303	REG	AG1005499	FIRST NATIONAL BANK, PANDORA		04/07/11		\$ 100,000.00	\$ 100,000.00	\$ 100,000.00	04/20/10
196663	303	REG	AG1005507	FIRST NATIONAL BANK, PANDORA		04/07/11		\$ 40,000.00	\$ 40,000.00	\$ 40,000.00	04/20/10
196664	303	REG	AG1005515	FIRST NATIONAL BANK, PANDORA		04/07/11		\$ 40,000.00	\$ 40,000.00	\$ 40,000.00	04/20/10
196665	303	REG	AG1005523	FIRST NATIONAL BANK, PANDORA		04/07/11		\$ 100,000.00	\$ 100,000.00	\$ 100,000.00	04/20/10
196666	303	REG	AG1005531	FIRST NATIONAL BANK, PANDORA		04/07/11		\$ 100,000.00	\$ 100,000.00	\$ 100,000.00	04/20/10
196686	303	REG	AG1005549	HUNTINGTON NATIONAL BANK, NA		04/07/11	0.150	\$ 100,000.00	\$ 100,000.00	\$ 100,000.00	04/21/10
196687	303	REG	AG1005556	HUNTINGTON NATIONAL BANK, NA		04/07/11	0.150	\$ 100,000.00	\$ 100,000.00	\$ 100,000.00	04/21/10
196688	303	REG	AG1005564	HUNTINGTON NATIONAL BANK, NA		04/07/11	0.150	\$ 100,000.00	\$ 100,000.00	\$ 100,000.00	04/21/10
196689	303	REG	AG1005572	HUNTINGTON NATIONAL BANK, NA		04/07/11	0.150	\$ 100,000.00	\$ 100,000.00	\$ 100,000.00	04/21/10
196690	303	REG	AG1005580	HUNTINGTON NATIONAL BANK, NA		04/07/11	0.150	\$ 100,000.00	\$ 100,000.00	\$ 100,000.00	04/21/10
196693	303	REG	AG1005598	HUNTINGTON NATIONAL BANK, NA		04/07/11	0.150	\$ 100,000.00	\$ 100,000.00	\$ 100,000.00	04/21/10
196694	303	REG	AG1005606	HUNTINGTON NATIONAL BANK, NA		04/07/11	0.150	\$ 100,000.00	\$ 100,000.00	\$ 100,000.00	04/21/10
196695	303	REG	AG1005614	HUNTINGTON NATIONAL BANK, NA		04/07/11	0.150	\$ 100,000.00	\$ 100,000.00	\$ 100,000.00	04/21/10
196696	303	REG	AG1005622	HUNTINGTON NATIONAL BANK, NA		04/07/11	0.150	\$ 100,000.00	\$ 100,000.00	\$ 100,000.00	04/21/10
196697	303	REG	AG1005630	HUNTINGTON NATIONAL BANK, NA		04/07/11	0.150	\$ 100,000.00	\$ 100,000.00	\$ 100,000.00	04/21/10
196698	303	REG	AG1005648	HUNTINGTON NATIONAL BANK, NA		04/07/11	0.150	\$ 100,000.00	\$ 100,000.00	\$ 100,000.00	04/21/10
196699	303	REG	AG1005655	HUNTINGTON NATIONAL BANK, NA		04/07/11	0.150	\$ 90,000.00	\$ 90,000.00	\$ 90,000.00	04/21/10
196700	303	REG	AG1005663	HUNTINGTON NATIONAL BANK, NA		04/07/11	0.150	\$ 100,000.00	\$ 100,000.00	\$ 100,000.00	04/21/10

PGM: INVS_MONTHEND_INVENTORY
 SOURCE: VisualQED
 MODEL: INVENTORY
 BASIS: SETTLEMENT
 AS-OF: 1/31/2011

JOSH MANDEL
 TREASURER, STATE OF OHIO

INVESTMENT INVENTORY
 SETTLED POSITIONS AS OF: 1/31/11

INVST#	FUND	FUND	CUSIP	DESCRIPTION	RATE	MATURITY	YIELD	PAR AMOUNT	BOOK VALUE	MARKET VALUE	1ST PUR
196701	303	REG	AG1005671	HUNTINGTON NATIONAL BANK, NA		04/07/11	0.150	\$ 100,000.00	\$ 100,000.00	\$ 100,000.00	04/21/10
196702	303	REG	AG1005689	HUNTINGTON NATIONAL BANK, NA		04/07/11	0.150	\$ 50,000.00	\$ 50,000.00	\$ 50,000.00	04/21/10
196703	303	REG	AG1005697	HUNTINGTON NATIONAL BANK, NA		04/07/11	0.150	\$ 100,000.00	\$ 100,000.00	\$ 100,000.00	04/21/10
196704	303	REG	AG1005705	HUNTINGTON NATIONAL BANK, NA		04/07/11	0.150	\$ 100,000.00	\$ 100,000.00	\$ 100,000.00	04/21/10
196705	303	REG	AG1005713	HUNTINGTON NATIONAL BANK, NA		04/07/11	0.150	\$ 100,000.00	\$ 100,000.00	\$ 100,000.00	04/21/10
196706	303	REG	AG1005721	HUNTINGTON NATIONAL BANK, NA		04/07/11	0.150	\$ 80,000.00	\$ 80,000.00	\$ 80,000.00	04/21/10
196707	303	REG	AG1005739	HUNTINGTON NATIONAL BANK, NA		04/07/11	0.150	\$ 100,000.00	\$ 100,000.00	\$ 100,000.00	04/21/10
196708	303	REG	AG1005747	HUNTINGTON NATIONAL BANK, NA		04/07/11	0.150	\$ 100,000.00	\$ 100,000.00	\$ 100,000.00	04/21/10
196709	303	REG	AG1005754	HUNTINGTON NATIONAL BANK, NA		04/07/11	0.150	\$ 100,000.00	\$ 100,000.00	\$ 100,000.00	04/21/10
196710	303	REG	AG1005762	HUNTINGTON NATIONAL BANK, NA		04/07/11	0.150	\$ 100,000.00	\$ 100,000.00	\$ 100,000.00	04/21/10
196711	303	REG	AG1005770	HUNTINGTON NATIONAL BANK, NA		04/07/11	0.150	\$ 100,000.00	\$ 100,000.00	\$ 100,000.00	04/21/10
196712	303	REG	AG1005788	HUNTINGTON NATIONAL BANK, NA		04/07/11	0.150	\$ 100,000.00	\$ 100,000.00	\$ 100,000.00	04/21/10
196713	303	REG	AG1005796	HUNTINGTON NATIONAL BANK, NA		04/07/11	0.150	\$ 100,000.00	\$ 100,000.00	\$ 100,000.00	04/21/10
196714	303	REG	AG1005804	HUNTINGTON NATIONAL BANK, NA		04/07/11	0.150	\$ 100,000.00	\$ 100,000.00	\$ 100,000.00	04/21/10
196715	303	REG	AG1005812	HUNTINGTON NATIONAL BANK, NA		04/07/11	0.150	\$ 100,000.00	\$ 100,000.00	\$ 100,000.00	04/21/10
196716	303	REG	AG1005820	HUNTINGTON NATIONAL BANK, NA		04/07/11	0.150	\$ 100,000.00	\$ 100,000.00	\$ 100,000.00	04/21/10
196717	303	REG	AG1005838	HUNTINGTON NATIONAL BANK, NA		04/07/11	0.150	\$ 80,000.00	\$ 80,000.00	\$ 80,000.00	04/21/10
196718	303	REG	AG1005846	HUNTINGTON NATIONAL BANK, NA		04/07/11	0.150	\$ 100,000.00	\$ 100,000.00	\$ 100,000.00	04/21/10
196719	303	REG	AG1005853	HUNTINGTON NATIONAL BANK, NA		04/07/11	0.150	\$ 100,000.00	\$ 100,000.00	\$ 100,000.00	04/21/10
196720	303	REG	AG1005861	HUNTINGTON NATIONAL BANK, NA		04/07/11	0.150	\$ 100,000.00	\$ 100,000.00	\$ 100,000.00	04/21/10
196721	303	REG	AG1005879	HUNTINGTON NATIONAL BANK, NA		04/07/11	0.150	\$ 100,000.00	\$ 100,000.00	\$ 100,000.00	04/21/10
196722	303	REG	AG1005887	HUNTINGTON NATIONAL BANK, NA		04/07/11	0.150	\$ 100,000.00	\$ 100,000.00	\$ 100,000.00	04/21/10
196723	303	REG	AG1005895	HUNTINGTON NATIONAL BANK, NA		04/07/11	0.150	\$ 45,000.00	\$ 45,000.00	\$ 45,000.00	04/21/10
196724	303	REG	AG1005903	HUNTINGTON NATIONAL BANK, NA		04/07/11	0.150	\$ 100,000.00	\$ 100,000.00	\$ 100,000.00	04/21/10
196725	303	REG	AG1005911	HUNTINGTON NATIONAL BANK, NA		04/07/11	0.150	\$ 100,000.00	\$ 100,000.00	\$ 100,000.00	04/21/10
196726	303	REG	AG1005929	HUNTINGTON NATIONAL BANK, NA		04/07/11	0.150	\$ 100,000.00	\$ 100,000.00	\$ 100,000.00	04/21/10
196727	303	REG	AG1005937	HUNTINGTON NATIONAL BANK, NA		04/07/11	0.150	\$ 100,000.00	\$ 100,000.00	\$ 100,000.00	04/21/10
196728	303	REG	AG1005945	HUNTINGTON NATIONAL BANK, NA		04/07/11	0.150	\$ 100,000.00	\$ 100,000.00	\$ 100,000.00	04/21/10
196737	303	REG	AG1006034	FIRST NATIONAL BANK, PANDORA		04/07/11	0.150	\$ 100,000.00	\$ 100,000.00	\$ 100,000.00	04/21/10
196739	303	REG	AG1006059	FIRST NATIONAL BANK, PANDORA		04/07/11	0.150	\$ 30,000.00	\$ 30,000.00	\$ 30,000.00	04/21/10
196740	303	REG	AG1006067	FIRST NATIONAL BANK, PANDORA		04/07/11	0.150	\$ 35,000.00	\$ 35,000.00	\$ 35,000.00	04/21/10
196742	303	REG	AG1006083	OLD FORT BANKING COMPANY		04/07/11	0.150	\$ 100,000.00	\$ 100,000.00	\$ 100,000.00	04/21/10
196772	303	REG	AG1006091	CITIZENS NATIONAL BANK, CHILLICO		04/07/11		\$ 60,000.00	\$ 60,000.00	\$ 60,000.00	04/23/10
196801	303	REG	AG1006109	NCB, FSB		04/07/11		\$ 100,000.00	\$ 100,000.00	\$ 100,000.00	04/26/10
196802	303	REG	AG1006117	NCB, FSB		04/07/11		\$ 100,000.00	\$ 100,000.00	\$ 100,000.00	04/26/10
196803	303	REG	AG1006125	NCB, FSB		04/07/11		\$ 100,000.00	\$ 100,000.00	\$ 100,000.00	04/26/10
196804	303	REG	AG1006133	NCB, FSB		04/07/11		\$ 100,000.00	\$ 100,000.00	\$ 100,000.00	04/26/10
196805	303	REG	AG1006141	NCB, FSB		04/07/11		\$ 100,000.00	\$ 100,000.00	\$ 100,000.00	04/26/10
196806	303	REG	AG1006158	NCB, FSB		04/07/11		\$ 75,000.00	\$ 75,000.00	\$ 75,000.00	04/26/10
196807	303	REG	AG1006166	NCB, FSB		04/07/11		\$ 100,000.00	\$ 100,000.00	\$ 100,000.00	04/26/10
196808	303	REG	AG1006174	NCB, FSB		04/07/11		\$ 100,000.00	\$ 100,000.00	\$ 100,000.00	04/26/10
196809	303	REG	AG1006182	NCB, FSB		04/07/11		\$ 100,000.00	\$ 100,000.00	\$ 100,000.00	04/26/10
196810	303	REG	AG1006190	NCB, FSB		04/07/11		\$ 100,000.00	\$ 100,000.00	\$ 100,000.00	04/26/10
196811	303	REG	AG1006208	NCB, FSB		04/07/11		\$ 100,000.00	\$ 100,000.00	\$ 100,000.00	04/26/10
196812	303	REG	AG1006216	NCB, FSB		04/07/11		\$ 100,000.00	\$ 100,000.00	\$ 100,000.00	04/26/10
196813	303	REG	AG1006224	NCB, FSB		04/07/11		\$ 100,000.00	\$ 100,000.00	\$ 100,000.00	04/26/10
196814	303	REG	AG1006232	NCB, FSB		04/07/11		\$ 70,000.00	\$ 70,000.00	\$ 70,000.00	04/26/10
196815	303	REG	AG1006240	NCB, FSB		04/07/11		\$ 100,000.00	\$ 100,000.00	\$ 100,000.00	04/26/10
196816	303	REG	AG1006257	NCB, FSB		04/07/11		\$ 100,000.00	\$ 100,000.00	\$ 100,000.00	04/26/10
196817	303	REG	AG1006265	HUNTINGTON NATIONAL BANK, NA		04/07/11		\$ 25,000.00	\$ 25,000.00	\$ 25,000.00	04/26/10
196818	303	REG	AG1006273	HUNTINGTON NATIONAL BANK, NA		04/07/11		\$ 50,000.00	\$ 50,000.00	\$ 50,000.00	04/26/10
196866	303	REG	AG1006281	FIRST FINANCIAL BANK, NA		04/07/11		\$ 50,000.00	\$ 50,000.00	\$ 50,000.00	04/27/10
196867	303	REG	AG1006299	CITIZENS NATIONAL BANK, CHILLICO		04/07/11		\$ 100,000.00	\$ 100,000.00	\$ 100,000.00	04/27/10
196868	303	REG	AG1006307	CITIZENS NATIONAL BANK, CHILLICO		04/07/11		\$ 100,000.00	\$ 100,000.00	\$ 100,000.00	04/27/10
196891	303	REG	AG1006315	HUNTINGTON NATIONAL BANK, NA		04/07/11		\$ 100,000.00	\$ 100,000.00	\$ 100,000.00	04/28/10
196892	303	REG	AG1006323	VINTON COUNTY NATIONAL BANK		04/07/11		\$ 25,000.00	\$ 25,000.00	\$ 25,000.00	04/28/10

PGM: INVS_MONTHEND_INVENTORY
 SOURCE: VisualQED
 MODEL: INVENTORY
 BASIS: SETTLEMENT
 AS-OF: 1/31/2011

JOSH MANDEL
 TREASURER, STATE OF OHIO

INVESTMENT INVENTORY
 SETTLED POSITIONS AS OF: 1/31/11

INVS#	FUND	FUND	CUSIP	DESCRIPTION	RATE	MATURITY	YIELD	PAR AMOUNT	BOOK VALUE	MARKET VALUE	1ST PUR
196893	303	REG	AG1006331	VINTON COUNTY NATIONAL BANK		04/07/11		\$ 40,000.00	\$ 40,000.00	\$ 40,000.00	04/28/10
196981	303	REG	AG1006349	HOME SAVINGS & LOAN CO KENTON		04/07/11		\$ 100,000.00	\$ 100,000.00	\$ 100,000.00	05/03/10
196982	303	REG	AG1006356	HOME SAVINGS & LOAN CO KENTON		04/07/11		\$ 13,000.00	\$ 13,000.00	\$ 13,000.00	05/03/10
196983	303	REG	AG1006364	HOME SAVINGS & LOAN CO KENTON		04/07/11		\$ 100,000.00	\$ 100,000.00	\$ 100,000.00	05/03/10
196984	303	REG	AG1006372	HOME SAVINGS & LOAN CO KENTON		04/07/11		\$ 28,000.00	\$ 28,000.00	\$ 28,000.00	05/03/10
196985	303	REG	AG1006380	HOME SAVINGS & LOAN CO KENTON		04/07/11		\$ 100,000.00	\$ 100,000.00	\$ 100,000.00	05/03/10
196986	303	REG	AG1006398	HOME SAVINGS & LOAN CO KENTON		04/07/11		\$ 20,000.00	\$ 20,000.00	\$ 20,000.00	05/03/10
196988	303	REG	AG1006406	HOME SAVINGS & LOAN CO KENTON		04/07/11		\$ 50,000.00	\$ 50,000.00	\$ 50,000.00	05/03/10
196989	303	REG	AG1006414	HOME SAVINGS & LOAN CO KENTON		04/07/11		\$ 50,000.00	\$ 50,000.00	\$ 50,000.00	05/03/10
196990	303	REG	AG1006422	Second NB, div Park DNU		04/07/11		\$ 100,000.00	\$ 100,000.00	\$ 100,000.00	05/03/10
197043	303	REG	AG1006430	CITIZENS NATIONAL BANK, CHILLICO		04/07/11		\$ 30,000.00	\$ 30,000.00	\$ 30,000.00	05/05/10
197044	303	REG	AG1006448	CITIZENS NATIONAL BANK, CHILLICO		04/07/11		\$ 100,000.00	\$ 100,000.00	\$ 100,000.00	05/05/10
197045	303	REG	AG1006455	CITIZENS NATIONAL BANK, CHILLICO		04/07/11		\$ 70,000.00	\$ 70,000.00	\$ 70,000.00	05/05/10
197046	303	REG	AG1006463	CITIZENS NATIONAL BANK, CHILLICO		04/07/11		\$ 100,000.00	\$ 100,000.00	\$ 100,000.00	05/05/10
197347	303	REG	AG1006489	CITIZENS NATIONAL BANK, CHILLICO		04/07/11		\$ 75,000.00	\$ 75,000.00	\$ 75,000.00	05/18/10
197439	303	REG	AG1006505	NATIONAL BANK OF OAK HARBOR		04/07/11	0.150	\$ 100,000.00	\$ 100,000.00	\$ 100,000.00	05/21/10
197440	303	REG	AG1006513	NATIONAL BANK OF OAK HARBOR		04/07/11	0.150	\$ 100,000.00	\$ 100,000.00	\$ 100,000.00	05/21/10
197441	303	REG	AG1006521	NATIONAL BANK OF OAK HARBOR		04/07/11	0.150	\$ 85,000.00	\$ 85,000.00	\$ 85,000.00	05/21/10
197442	303	REG	AG1006539	NATIONAL BANK OF OAK HARBOR		04/07/11	0.150	\$ 75,000.00	\$ 75,000.00	\$ 75,000.00	05/21/10
197664	303	REG	AG1006547	CITIZENS NATIONAL BANK, CHILLICO		04/07/11		\$ 70,000.00	\$ 70,000.00	\$ 70,000.00	06/02/10
198328	303	REG	AG1006562	OLD FORT BANKING COMPANY		04/07/11		\$ 100,000.00	\$ 100,000.00	\$ 100,000.00	06/29/10
								\$ 51,742,377.00	\$ 51,742,377.00	\$ 51,742,377.00	
196001	303	REG	31331JKQ5	KEYBANK, NA		05/13/11		\$ 40,000,000.00	\$ 40,000,000.00	\$ 40,000,000.00	04/14/10
								\$ 40,000,000.00	\$ 40,000,000.00	\$ 40,000,000.00	
193689	303	REG	EC1000016	KEYBANK, NA	0.150	10/06/11	0.150	\$ 100,000.00	\$ 100,000.00	\$ 100,000.00	10/06/09
193690	303	REG	EC1000024	KEYBANK, NA	0.150	10/06/11	0.150	\$ 70,000.00	\$ 70,000.00	\$ 70,000.00	10/06/09
194026	303	REG	EC1000032	KEYBANK, NA	0.150	11/04/11	0.150	\$ 40,625.00	\$ 40,625.00	\$ 40,625.00	11/04/09
194174	303	REG	EC1000040	HUNTINGTON NATIONAL BANK, NA	0.150	11/18/11	0.150	\$ 52,500.00	\$ 52,500.00	\$ 52,500.00	11/19/09
194365	303	REG	EC1000057	KEYBANK, NA	0.150	12/09/11	0.150	\$ 80,000.00	\$ 80,000.00	\$ 80,000.00	12/11/09
194486	303	REG	EC1000065	CORTLAND SAVINGS & BANKING CO	0.150	12/28/11	0.150	\$ 20,128.75	\$ 20,128.75	\$ 20,128.75	12/28/09
194842	303	REG	EC1000073	HUNTINGTON NATIONAL BANK, NA	0.150	02/03/12	0.150	\$ 85,000.00	\$ 85,000.00	\$ 85,000.00	02/03/10
195446	303	REG	EC1000081	U.S. BANK, N.A.	0.150	03/12/12	0.150	\$ 36,210.00	\$ 36,210.00	\$ 36,210.00	03/12/10
195640	303	REG	EC1000099	HUNTINGTON NATIONAL BANK, NA	0.150	03/23/12	0.150	\$ 57,500.00	\$ 57,500.00	\$ 57,500.00	03/23/10
195819	303	REG	EC1000107	HUNTINGTON NATIONAL BANK, NA	0.150	04/05/12	0.150	\$ 55,000.00	\$ 55,000.00	\$ 55,000.00	04/05/10
196780	303	REG	EC1000115	HUNTINGTON NATIONAL BANK, NA	0.150	04/23/12	0.150	\$ 125,000.00	\$ 125,000.00	\$ 125,000.00	04/23/10
197194	303	REG	EC1000123	HUNTINGTON NATIONAL BANK, NA	0.150	05/11/12	0.150	\$ 101,640.00	\$ 101,640.00	\$ 101,640.00	05/12/10
197738	303	REG	EC1000131	HUNTINGTON NATIONAL BANK, NA	0.150	06/07/12	0.150	\$ 23,000.00	\$ 23,000.00	\$ 23,000.00	06/07/10
197739	303	REG	EC1000149	HUNTINGTON NATIONAL BANK, NA	0.150	06/07/12	0.150	\$ 60,000.00	\$ 60,000.00	\$ 60,000.00	06/07/10
197776	303	REG	EC1000156	U.S. BANK, N.A.	0.150	06/08/12	0.150	\$ 50,600.00	\$ 50,600.00	\$ 50,600.00	06/08/10
198765	303	REG	EC1000164	KEYBANK, NA	0.150	07/12/12	0.150	\$ 50,000.00	\$ 50,000.00	\$ 50,000.00	07/12/10
198778	303	REG	EC1000172	HUNTINGTON NATIONAL BANK, NA	0.150	07/13/12	0.150	\$ 70,500.00	\$ 70,500.00	\$ 70,500.00	07/13/10
198781	303	REG	EC1000180	HUNTINGTON NATIONAL BANK, NA	0.150	07/13/12	0.150	\$ 30,000.00	\$ 30,000.00	\$ 30,000.00	07/13/10
198782	303	REG	EC1000198	HUNTINGTON NATIONAL BANK, NA	0.150	07/13/12	0.150	\$ 32,500.00	\$ 32,500.00	\$ 32,500.00	07/13/10
198783	303	REG	EC1000206	HUNTINGTON NATIONAL BANK, NA	0.150	07/13/12	0.150	\$ 47,935.00	\$ 47,935.00	\$ 47,935.00	07/13/10
198784	303	REG	EC1000214	HUNTINGTON NATIONAL BANK, NA	0.150	07/13/12	0.150	\$ 25,000.00	\$ 25,000.00	\$ 25,000.00	07/13/10
198796	303	REG	EC1000222	KEYBANK, NA	0.150	07/13/12	0.150	\$ 46,750.00	\$ 46,750.00	\$ 46,750.00	07/14/10
198797	303	REG	EC1000230	KEYBANK, NA	0.150	07/13/12	0.150	\$ 75,000.00	\$ 75,000.00	\$ 75,000.00	07/14/10
198801	303	REG	EC1000248	KEYBANK, NA	0.150	07/13/12	0.150	\$ 80,000.00	\$ 80,000.00	\$ 80,000.00	07/14/10
198803	303	REG	EC1000255	KEYBANK, NA	0.150	07/13/12	0.150	\$ 70,500.00	\$ 70,500.00	\$ 70,500.00	07/14/10
198805	303	REG	EC1000263	KEYBANK, NA	0.150	07/13/12	0.150	\$ 125,000.00	\$ 125,000.00	\$ 125,000.00	07/14/10
198808	303	REG	EC1000271	KEYBANK, NA	0.150	07/13/12	0.150	\$ 40,000.00	\$ 40,000.00	\$ 40,000.00	07/14/10
198809	303	REG	EC1000289	KEYBANK, NA	0.150	07/13/12	0.150	\$ 80,000.00	\$ 80,000.00	\$ 80,000.00	07/14/10
198824	303	REG	EC1000297	KEYBANK, NA	0.150	07/13/12	0.150	\$ 31,525.00	\$ 31,525.00	\$ 31,525.00	07/14/10
198825	303	REG	EC1000305	KEYBANK, NA	0.150	07/13/12	0.150	\$ 100,000.00	\$ 100,000.00	\$ 100,000.00	07/14/10

PGM: INVS_MONTHEND_INVENTORY
 SOURCE: VisualQED
 MODEL: INVENTORY
 BASIS: SETTLEMENT
 AS-OF: 1/31/2011

JOSH MANDEL
 TREASURER, STATE OF OHIO

INVESTMENT INVENTORY
 SETTLED POSITIONS AS OF: 1/31/11

INVST#	FUND	FUND	CUSIP	DESCRIPTION	RATE	MATURITY	YIELD	PAR AMOUNT	BOOK VALUE	MARKET VALUE	1ST PUR
198826	303	REG	EC1000313	KEYBANK, NA	0.150	07/13/12	0.150	\$ 99,975.00	\$ 99,975.00	\$ 99,975.00	07/14/10
198827	303	REG	EC1000321	KEYBANK, NA	0.150	07/13/12	0.150	\$ 46,000.00	\$ 46,000.00	\$ 46,000.00	07/14/10
198987	303	REG	EC1100014	HUNTINGTON NATIONAL BANK, NA	0.150	07/20/12	0.150	\$ 25,000.00	\$ 25,000.00	\$ 25,000.00	07/20/10
198988	303	REG	EC1100022	HUNTINGTON NATIONAL BANK, NA	0.150	07/20/12	0.150	\$ 71,885.00	\$ 71,885.00	\$ 71,885.00	07/20/10
199072	303	REG	EC1100030	KEYBANK, NA	0.150	07/20/12	0.150	\$ 100,000.00	\$ 100,000.00	\$ 100,000.00	07/22/10
199287	303	REG	EC1100048	HUNTINGTON NATIONAL BANK, NA	0.150	07/30/12	0.150	\$ 125,000.00	\$ 125,000.00	\$ 125,000.00	07/30/10
199288	303	REG	EC1100055	HUNTINGTON NATIONAL BANK, NA	0.150	07/30/12	0.150	\$ 36,325.00	\$ 36,325.00	\$ 36,325.00	07/30/10
199289	303	REG	EC1100063	HUNTINGTON NATIONAL BANK, NA	0.150	07/30/12	0.150	\$ 32,500.00	\$ 32,500.00	\$ 32,500.00	07/30/10
199428	303	REG	EC1100071	KEYBANK, NA	0.150	08/03/12	0.150	\$ 124,490.00	\$ 124,490.00	\$ 124,490.00	08/05/10
199612	303	REG	EC1100089	U.S. BANK, N.A.	0.150	08/10/12	0.150	\$ 95,520.00	\$ 95,520.00	\$ 95,520.00	08/11/10
199779	303	REG	EC1100105	HUNTINGTON NATIONAL BANK, NA	0.150	08/17/12	0.150	\$ 100,000.00	\$ 100,000.00	\$ 100,000.00	08/18/10
199780	303	REG	EC1100113	HUNTINGTON NATIONAL BANK, NA	0.150	08/17/12	0.150	\$ 96,400.00	\$ 96,400.00	\$ 96,400.00	08/18/10
199840	303	REG	EC1100121	KEYBANK, NA	0.150	08/20/12	0.150	\$ 80,500.00	\$ 80,500.00	\$ 80,500.00	08/20/10
199993	303	REG	EC1100139	KEYBANK, NA	0.150	08/24/12	0.150	\$ 90,000.00	\$ 90,000.00	\$ 90,000.00	08/26/10
199994	303	REG	EC1100147	KEYBANK, NA	0.150	08/24/12	0.150	\$ 107,440.00	\$ 107,440.00	\$ 107,440.00	08/26/10
200225	303	REG	EC1100154	HUNTINGTON NATIONAL BANK, NA	0.150	08/31/12	0.150	\$ 47,500.00	\$ 47,500.00	\$ 47,500.00	09/03/10
200226	303	REG	EC1100162	HUNTINGTON NATIONAL BANK, NA	0.150	08/31/12	0.150	\$ 25,000.00	\$ 25,000.00	\$ 25,000.00	09/03/10
200227	303	REG	EC1100170	HUNTINGTON NATIONAL BANK, NA	0.150	08/31/12	0.150	\$ 125,000.00	\$ 125,000.00	\$ 125,000.00	09/03/10
200347	303	REG	EC1100188	LAKE NATIONAL BANK	0.150	09/10/12	0.150	\$ 124,875.00	\$ 124,875.00	\$ 124,875.00	09/10/10
200478	303	REG	EC1100196	HUNTINGTON NATIONAL BANK, NA	0.150	09/14/12	0.150	\$ 48,750.00	\$ 48,750.00	\$ 48,750.00	09/16/10
200479	303	REG	EC1100204	HUNTINGTON NATIONAL BANK, NA	0.150	09/14/12	0.150	\$ 75,000.00	\$ 75,000.00	\$ 75,000.00	09/16/10
200480	303	REG	EC1100212	HUNTINGTON NATIONAL BANK, NA	0.150	09/14/12	0.150	\$ 74,200.00	\$ 74,200.00	\$ 74,200.00	09/16/10
200568	303	REG	EC1100220	CONSUMERS NATIONAL BANK	0.150	09/20/12	0.150	\$ 15,325.00	\$ 15,325.00	\$ 15,325.00	09/20/10
200660	303	REG	EC1100238	KEYBANK, NA	0.150	09/21/12	0.150	\$ 100,000.00	\$ 100,000.00	\$ 100,000.00	09/22/10
200813	303	REG	EC1100246	U.S. BANK, N.A.	0.150	09/27/12	0.150	\$ 78,605.00	\$ 78,605.00	\$ 78,605.00	09/27/10
201152	303	REG	EC1100253	HUNTINGTON NATIONAL BANK, NA	0.150	10/12/12	0.150	\$ 50,000.00	\$ 50,000.00	\$ 50,000.00	10/12/10
201153	303	REG	EC1100261	HUNTINGTON NATIONAL BANK, NA	0.150	10/12/12	0.150	\$ 124,000.00	\$ 124,000.00	\$ 124,000.00	10/12/10
201154	303	REG	EC1100279	HUNTINGTON NATIONAL BANK, NA	0.150	10/12/12	0.150	\$ 30,000.00	\$ 30,000.00	\$ 30,000.00	10/12/10
201156	303	REG	EC1100287	HUNTINGTON NATIONAL BANK, NA	0.150	10/12/12	0.150	\$ 125,000.00	\$ 125,000.00	\$ 125,000.00	10/12/10
201157	303	REG	EC1100295	HUNTINGTON NATIONAL BANK, NA	0.150	10/12/12	0.150	\$ 61,565.00	\$ 61,565.00	\$ 61,565.00	10/12/10
201159	303	REG	EC1100303	HUNTINGTON NATIONAL BANK, NA	0.150	10/12/12	0.150	\$ 50,000.00	\$ 50,000.00	\$ 50,000.00	10/12/10
201281	303	REG	EC1100311	KEYBANK, NA	0.150	10/15/12	0.150	\$ 31,000.00	\$ 31,000.00	\$ 31,000.00	10/15/10
201282	303	REG	EC1100329	KEYBANK, NA	0.150	10/15/12	0.150	\$ 135,000.00	\$ 135,000.00	\$ 135,000.00	10/15/10
201384	303	REG	EC1100337	HUNTINGTON NATIONAL BANK, NA	0.150	10/19/12	0.150	\$ 90,000.00	\$ 90,000.00	\$ 90,000.00	10/19/10
201496	303	REG	EC1100345	KEYBANK, NA	0.150	10/22/12	0.150	\$ 39,620.00	\$ 39,620.00	\$ 39,620.00	10/22/10
201497	303	REG	EC1100352	KEYBANK, NA	0.150	10/22/12	0.150	\$ 147,500.00	\$ 147,500.00	\$ 147,500.00	10/22/10
201515	303	REG	EC1100360	HUNTINGTON NATIONAL BANK, NA	0.150	10/25/12	0.150	\$ 29,355.00	\$ 29,355.00	\$ 29,355.00	10/25/10
201516	303	REG	EC1100378	HUNTINGTON NATIONAL BANK, NA	0.150	10/25/12	0.150	\$ 47,910.00	\$ 47,910.00	\$ 47,910.00	10/25/10
201624	303	REG	EC1100386	HUNTINGTON NATIONAL BANK, NA	0.150	10/29/12	0.150	\$ 100,000.00	\$ 100,000.00	\$ 100,000.00	10/29/10
201625	303	REG	EC1100394	HUNTINGTON NATIONAL BANK, NA	0.150	10/29/12	0.150	\$ 34,140.00	\$ 34,140.00	\$ 34,140.00	10/29/10
201654	303	REG	EC1100402	CONSUMERS NATIONAL BANK	0.150	11/01/12	0.150	\$ 35,000.00	\$ 35,000.00	\$ 35,000.00	11/01/10
201849	303	REG	EC1100410	KEYBANK, NA	0.150	11/09/12	0.150	\$ 33,000.00	\$ 33,000.00	\$ 33,000.00	11/09/10
201850	303	REG	EC1100428	KEYBANK, NA	0.150	11/09/12	0.150	\$ 30,000.00	\$ 30,000.00	\$ 30,000.00	11/09/10
201851	303	REG	EC1100436	KEYBANK, NA	0.150	11/09/12	0.150	\$ 31,250.00	\$ 31,250.00	\$ 31,250.00	11/09/10
201873	303	REG	EC1100444	CONSUMERS NATIONAL BANK	0.150	11/09/12	0.150	\$ 32,500.00	\$ 32,500.00	\$ 32,500.00	11/09/10
202130	303	REG	EC1100451	HUNTINGTON NATIONAL BANK, NA	0.150	11/19/12	0.150	\$ 86,374.10	\$ 86,374.10	\$ 86,374.10	11/19/10
202131	303	REG	EC1100469	HUNTINGTON NATIONAL BANK, NA	0.150	11/19/12	0.150	\$ 125,000.00	\$ 125,000.00	\$ 125,000.00	11/19/10
202132	303	REG	EC1100477	HUNTINGTON NATIONAL BANK, NA	0.150	11/19/12	0.150	\$ 46,750.00	\$ 46,750.00	\$ 46,750.00	11/19/10
202133	303	REG	EC1100485	HUNTINGTON NATIONAL BANK, NA	0.150	11/19/12	0.150	\$ 48,000.00	\$ 48,000.00	\$ 48,000.00	11/19/10
202134	303	REG	EC1100493	HUNTINGTON NATIONAL BANK, NA	0.150	11/19/12	0.150	\$ 56,635.00	\$ 56,635.00	\$ 56,635.00	11/19/10
202244	303	REG	EC1100501	CONSUMERS NATIONAL BANK	0.150	11/21/12	0.150	\$ 57,500.00	\$ 57,500.00	\$ 57,500.00	11/23/10
202319	303	REG	EC1100519	U.S. BANK, N.A.	0.150	11/29/12	0.150	\$ 42,753.60	\$ 42,753.60	\$ 42,753.60	11/29/10
202322	303	REG	EC1100527	U.S. BANK, N.A.	0.150	11/29/12	0.150	\$ 80,145.00	\$ 80,145.00	\$ 80,145.00	11/29/10
202352	303	REG	EC1100535	FIRST NATIONAL BANK, NEW BREMEN	0.150	11/30/12	0.150	\$ 110,000.00	\$ 110,000.00	\$ 110,000.00	11/30/10
202419	303	REG	EC1100543	LIBERTY NATIONAL BANK	0.150	11/30/12	0.150	\$ 31,575.00	\$ 31,575.00	\$ 31,575.00	12/01/10
202420	303	REG	EC1100550	LIBERTY NATIONAL BANK	0.150	11/30/12	0.150	\$ 33,500.00	\$ 33,500.00	\$ 33,500.00	12/01/10

PGM: INVS_MONTHEND_INVENTORY
 SOURCE: VisualQED
 MODEL: INVENTORY
 BASIS: SETTLEMENT
 AS-OF: 1/31/2011

JOSH MANDEL
 TREASURER, STATE OF OHIO

INVESTMENT INVENTORY
 SETTLED POSITIONS AS OF: 1/31/11

INVT#	FUND	FUND	CUSIP	DESCRIPTION	RATE	MATURITY	YIELD	PAR AMOUNT	BOOK VALUE	MARKET VALUE	1ST PUR
202607	303	REG	EC1100568	KEYBANK, NA	0.150	12/07/12	0.150	\$ 25,000.00	\$ 25,000.00	\$ 25,000.00	12/08/10
202608	303	REG	EC1100576	KEYBANK, NA	0.150	12/07/12	0.150	\$ 27,320.00	\$ 27,320.00	\$ 27,320.00	12/08/10
202609	303	REG	EC1100584	KEYBANK, NA	0.150	12/07/12	0.150	\$ 39,500.00	\$ 39,500.00	\$ 39,500.00	12/08/10
202610	303	REG	EC1100592	KEYBANK, NA	0.150	12/07/12	0.150	\$ 25,000.00	\$ 25,000.00	\$ 25,000.00	12/08/10
202741	303	REG	EC1100600	CONSUMERS NATIONAL BANK	0.150	12/14/12	0.150	\$ 12,500.00	\$ 12,500.00	\$ 12,500.00	12/15/10
202834	303	REG	EC1100618	HUNTINGTON NATIONAL BANK, NA	0.150	12/21/12	0.150	\$ 82,845.00	\$ 82,845.00	\$ 82,845.00	12/21/10
202835	303	REG	EC1100626	HUNTINGTON NATIONAL BANK, NA	0.150	12/21/12	0.150	\$ 100,000.00	\$ 100,000.00	\$ 100,000.00	12/21/10
202836	303	REG	EC1100634	HUNTINGTON NATIONAL BANK, NA	0.150	12/21/12	0.150	\$ 60,000.00	\$ 60,000.00	\$ 60,000.00	12/21/10
202837	303	REG	EC1100642	HUNTINGTON NATIONAL BANK, NA	0.150	12/21/12	0.150	\$ 172,020.00	\$ 172,020.00	\$ 172,020.00	12/21/10
202887	303	REG	EC1100659	GREENVILLE FEDERAL S&L ASSOC.	0.150	12/21/12	0.150	\$ 122,835.00	\$ 122,835.00	\$ 122,835.00	12/22/10
202964	303	REG	EC1100667	CONSUMERS NATIONAL BANK	0.150	12/28/12	0.150	\$ 25,700.00	\$ 25,700.00	\$ 25,700.00	12/29/10
202981	303	REG	EC1100675	U.S. BANK, N.A.	0.150	12/28/12	0.150	\$ 29,000.00	\$ 29,000.00	\$ 29,000.00	12/30/10
203083	303	REG	EC1100683	KEYBANK, NA	0.150	01/04/13	0.150	\$ 70,000.00	\$ 70,000.00	\$ 70,000.00	01/05/11
203084	303	REG	EC1100691	KEYBANK, NA	0.150	01/04/13	0.150	\$ 45,589.60	\$ 45,589.60	\$ 45,589.60	01/05/11
203085	303	REG	EC1100709	KEYBANK, NA	0.150	01/04/13	0.150	\$ 103,000.00	\$ 103,000.00	\$ 103,000.00	01/05/11
203086	303	REG	EC1100717	KEYBANK, NA	0.150	01/04/13	0.150	\$ 31,000.00	\$ 31,000.00	\$ 31,000.00	01/05/11
203087	303	REG	EC1100725	KEYBANK, NA	0.150	01/04/13	0.150	\$ 50,880.00	\$ 50,880.00	\$ 50,880.00	01/05/11
								\$ 6,804,466.05	\$ 6,804,466.05	\$ 6,804,466.05	
197258	303	REG	SN1000058	CF BANK	0.100	03/04/11	0.100	\$ 700,000.00	\$ 700,000.00	\$ 700,000.00	03/04/10
197259	303	REG	SN1000066	WAYNE SAVINGS COMMUNITY BANK	0.100	03/04/11	0.100	\$ 1,850,000.00	\$ 1,850,000.00	\$ 1,850,000.00	03/04/10
197007	303	REG	SN1000041	FIRST NATIONAL BANK, BELLEVUE	0.100	05/04/11	0.100	\$ 560,000.00	\$ 560,000.00	\$ 560,000.00	05/04/10
198829	303	REG	SN1000108	PNC BANK, NA	0.100	07/14/11	0.100	\$ 10,000,000.00	\$ 10,000,000.00	\$ 10,000,000.00	07/14/10
								\$ 13,110,000.00	\$ 13,110,000.00	\$ 13,110,000.00	
200223	303	REG	RO1100014	FARMERS & MERCHANTS STATE BANK		08/31/12	0.010	\$ 5,000.00	\$ 5,000.00	\$ 5,000.00	09/03/10
								\$ 5,000.00	\$ 5,000.00	\$ 5,000.00	
								\$ 6,193,679,266.41	\$ 6,191,843,490.84	\$ 6,184,164,749.77	
203422	295	TOB	22532CP40	CREDIT AGRICOLE NORTH AMERICA	0.190	02/04/11	0.193	\$ 29,000,000.00	\$ 28,998,928.61	\$ 28,998,928.61	01/28/11
203423	295	TOB	0556N1P72	BNP PARIBAS FINANCE, INC	0.190	02/07/11	0.193	\$ 25,000,000.00	\$ 24,998,680.56	\$ 24,998,680.56	01/28/11
203421	295	TOB	4611K1PB5	INTESA FUNDING, LLC	0.250	02/11/11	0.253	\$ 27,000,000.00	\$ 26,997,375.00	\$ 26,997,375.00	01/28/11
203420	295	TOB	83365SPB3	SOCIETE GENERALE NORTH AMERICA	0.230	02/11/11	0.233	\$ 27,000,000.00	\$ 26,997,585.00	\$ 26,997,585.00	01/28/11
202781	295	TOB	36959SPF4	GENERAL ELECTRIC CAPITAL SERV	0.220	02/15/11	0.223	\$ 32,015,000.00	\$ 32,003,261.17	\$ 32,003,261.17	12/17/10
								\$ 40,015,000.00	\$ 139,995,830.34	\$ 139,995,830.34	
194140	295	TOB	3133XVSY8	FHLB DEBENTURE	0.700	06/24/11	0.700	\$ 25,000,000.00	\$ 25,000,000.00	\$ 25,049,500.00	11/17/09
194141	295	TOB	3133XVSY8	FHLB DEBENTURE	0.700	06/24/11	0.700	\$ 50,000,000.00	\$ 50,000,000.00	\$ 50,099,000.00	11/17/09
194142	295	TOB	3133XVSY8	FHLB DEBENTURE	0.700	06/24/11	0.700	\$ 50,000,000.00	\$ 50,000,000.00	\$ 50,099,000.00	11/17/09
194143	295	TOB	3133XVSY8	FHLB DEBENTURE	0.700	06/24/11	0.700	\$ 40,000,000.00	\$ 40,000,000.00	\$ 40,079,200.00	11/17/09
								\$ 65,000,000.00	\$ 165,000,000.00	\$ 165,326,700.00	
202937	295	TOB	313384DK2	FHLB DISCOUNT NOTE	0.165	03/23/11	0.167	\$ 49,900,000.00	\$ 49,880,331.08	\$ 49,891,517.00	12/27/10
								\$ 49,900,000.00	\$ 49,880,331.08	\$ 49,891,517.00	
194118	296	TOB	3128X9NC0	FHLMC ZERO COUPON BOND		03/25/11	0.534	\$ 25,000,000.00	\$ 24,818,025.00	\$ 24,991,500.00	11/12/09
								\$ 25,000,000.00	\$ 24,818,025.00	\$ 24,991,500.00	
200907	295	TOB	313588DK8	FNMA DISCOUNT NOTE	0.210	03/23/11	0.213	\$ 50,000,000.00	\$ 49,949,250.00	\$ 49,991,500.00	09/30/10
200908	295	TOB	313588DK8	FNMA DISCOUNT NOTE	0.210	03/23/11	0.210	\$ 25,000,000.00	\$ 24,974,625.00	\$ 24,995,750.00	09/30/10
200909	295	TOB	313588DK8	FNMA DISCOUNT NOTE	0.210	03/23/11	0.213	\$ 50,000,000.00	\$ 49,949,250.00	\$ 49,991,500.00	09/30/10
200910	295	TOB	313588DK8	FNMA DISCOUNT NOTE	0.210	03/23/11	0.213	\$ 50,000,000.00	\$ 49,949,250.00	\$ 49,991,500.00	09/30/10
200971	295	TOB	313588DK8	FNMA DISCOUNT NOTE	0.215	03/23/11	0.218	\$ 50,000,000.00	\$ 49,948,340.28	\$ 49,991,500.00	10/01/10
								\$ 225,000,000.00	\$ 224,770,715.28	\$ 224,961,750.00	

PGM: INVS_MONTHEND_INVENTORY
 SOURCE: VisualQED
 MODEL: INVENTORY
 BASIS: SETTLEMENT
 AS-OF: 1/31/2011

JOSH MANDEL
 TREASURER, STATE OF OHIO

INVESTMENT INVENTORY
 SETTLED POSITIONS AS OF: 1/31/11

INVT#	FUND	FUND	CUSIP	DESCRIPTION	RATE	MATURITY	YIELD	PAR AMOUNT	BOOK VALUE	MARKET VALUE	1ST PUR
183025	295	TOB	38141W273	GOLDMAN SACHS FIN SQ GOVT #465	0.070		0.070	\$ 1,392,990.58	\$ 1,392,990.58	\$ 1,392,990.58	10/29/07
188876	295	TOB	4812C0670	JP MORGAN US GOVT MMKT #3164	0.040		0.040	\$ 19,934,672.14	\$ 19,934,672.14	\$ 19,934,672.14	10/30/08
188877	296	TOB	4812C0670	JP MORGAN US GOVT MMKT #3164	0.040		0.040	\$ 1,014,981.10	\$ 1,014,981.10	\$ 1,014,981.10	10/30/08
								\$ 22,342,643.82	\$ 22,342,643.82	\$ 22,342,643.82	
184687	295	TOB	STAR29519	STAR OHIO 71115	0.110		0.110	\$ 163,974,496.28	\$ 163,974,496.28	\$ 163,974,496.28	02/11/08
183669	296	TOB	STAR29618	STAR OHIO 71106	0.110		0.110	\$ 562.59	\$ 562.59	\$ 562.59	11/28/07
								\$ 63,975,058.87	\$ 163,975,058.87	\$ 163,975,058.87	
								\$ 791,232,702.69	\$ 790,782,604.39	\$ 791,485,000.03	
179692	302	DPTF	76116EFF2	REF CORP STRIP		01/15/13	4.886	\$ 150,000.00	\$ 112,534.50	\$ 146,991.00	01/31/07
179693	302	DPTF	76116EFH8	REF CORP STRIP		01/15/14	4.926	\$ 150,000.00	\$ 106,912.50	\$ 143,904.00	01/31/07
162210	302	DPTF	76116EFK1	REF CORP STRIP		01/15/15	5.250	\$ 900,000.00	\$ 497,115.00	\$ 837,198.00	08/01/03
718	302	DPTF	76116EFL9	REF CORP STRIP		07/15/15	7.568	\$ 2,408,000.00	\$ 463,660.40	\$ 2,196,553.52	05/14/93
721	302	DPTF	76116ECF5	REF CORP STRIP		10/15/16	6.720	\$ 3,600,000.00	\$ 898,956.00	\$ 3,095,172.00	10/18/95
178269	302	DPTF	76116EFP0	REF CORP STRIP		01/15/17	4.841	\$ 4,262,000.00	\$ 2,604,167.24	\$ 3,614,133.38	09/27/06
179696	302	DPTF	76116EFP0	REF CORP STRIP		01/15/17	5.090	\$ 150,000.00	\$ 90,952.50	\$ 127,198.50	01/31/07
178776	302	DPTF	76116ECG3	REF CORP STRIP		04/15/17	4.865	\$ 2,696,000.00	\$ 1,632,697.60	\$ 2,255,527.52	11/08/06
179127	302	DPTF	76116ECJ7	REF CORP STRIP		04/15/18	4.660	\$ 41,000.00	\$ 24,292.09	\$ 32,581.47	12/04/06
727	302	DPTF	76116EFS4	REF CORP STRIP		07/15/18	7.989	\$ 7,000,000.00	\$ 1,119,650.00	\$ 5,494,580.00	02/22/95
178563	302	DPTF	76116EFS4	REF CORP STRIP		07/15/18	5.117	\$ 2,312,000.00	\$ 1,277,819.28	\$ 1,814,781.28	10/20/06
728	302	DPTF	76116ECK4	REF CORP STRIP		10/15/18	7.383	\$ 3,000,000.00	\$ 549,780.00	\$ 2,325,690.00	05/22/95
729	302	DPTF	76116ECK4	REF CORP STRIP		10/15/18	6.760	\$ 2,600,000.00	\$ 563,810.00	\$ 2,015,598.00	10/18/95
179054	302	DPTF	76116ECK4	REF CORP STRIP		10/15/18	4.847	\$ 97,000.00	\$ 54,912.67	\$ 75,197.31	11/28/06
180734	302	DPTF	76116ECL2	REF CORP STRIP		04/15/19	5.010	\$ 100,000.00	\$ 55,335.00	\$ 75,342.00	04/30/07
165708	302	DPTF	76116EFV7	REF CORP STRIP		01/15/20	5.750	\$ 316,000.00	\$ 129,620.04	\$ 227,286.16	04/26/04
179699	302	DPTF	76116EFV7	REF CORP STRIP		01/15/20	5.232	\$ 150,000.00	\$ 76,833.00	\$ 107,889.00	01/31/07
179056	302	DPTF	76116EGT1	REF CORP STRIP		04/15/20	4.887	\$ 70,000.00	\$ 36,688.40	\$ 49,513.10	11/28/06
74345	302	DPTF	76116FAE7	REF CORP STRIP		10/15/20	5.721	\$ 2,300,000.00	\$ 663,205.00	\$ 1,584,470.00	09/28/98
179700	302	DPTF	76116EFX3	REF CORP STRIP		01/15/21	5.251	\$ 150,000.00	\$ 72,754.50	\$ 101,263.50	01/31/07
179053	302	DPTF	76116FAG2	REF CORP STRIP		01/15/21	4.940	\$ 489,000.00	\$ 245,380.20	\$ 331,801.17	11/28/06
179704	302	DPTF	76116EGF1	REF CORP STRIP		01/15/25	5.262	\$ 150,000.00	\$ 59,028.00	\$ 77,959.50	01/31/07
								\$ 33,091,000.00	\$ 11,336,103.92	\$ 26,730,630.41	
49399	302	DPTF	313490CK8	FED JUDICIARY		02/15/23	6.362	\$ 3,400,000.00	\$ 716,040.00	\$ 1,864,764.00	03/30/98
49401	302	DPTF	313490CM4	FED JUDICIARY		02/15/24	6.332	\$ 2,400,000.00	\$ 478,320.00	\$ 1,226,856.00	03/30/98
								\$ 5,800,000.00	\$ 1,194,360.00	\$ 3,091,620.00	
148815	302	DPTF	31331RP90	FFCB MEDIUM TERM NOTE	5.450	12/11/13	6.040	\$ 2,225,000.00	\$ 2,110,279.00	\$ 2,494,314.00	05/09/01
								\$ 2,225,000.00	\$ 2,110,279.00	\$ 2,494,314.00	
178636	302	DPTF	3133MTZL5	FHLB DEBENTURE	4.500	11/15/12	5.078	\$ 1,755,000.00	\$ 1,702,665.90	\$ 1,874,269.80	10/26/06
178918	302	DPTF	3133MTZL5	FHLB DEBENTURE	4.500	11/15/12	4.916	\$ 210,000.00	\$ 205,510.20	\$ 224,271.60	11/17/06
								\$ 1,965,000.00	\$ 1,908,176.10	\$ 2,098,541.40	
178923	302	DPTF	3134A4DY7	FHLMC DEBENTURE	5.625	03/15/11	4.931	\$ 3,520,000.00	\$ 3,613,878.40	\$ 3,543,372.80	11/17/06
178300	302	DPTF	3134A4FM1	FHLMC DEBENTURE	6.000	06/15/11	4.897	\$ 7,950,000.00	\$ 8,314,189.50	\$ 8,123,548.50	09/29/06
178642	302	DPTF	3134A4FM1	FHLMC DEBENTURE	6.000	06/15/11	5.045	\$ 315,000.00	\$ 327,275.55	\$ 321,876.45	10/26/06
178299	302	DPTF	3134A4HF4	FHLMC DEBENTURE	5.500	09/15/11	4.868	\$ 9,070,000.00	\$ 9,319,787.80	\$ 9,362,688.90	09/29/06
178302	302	DPTF	3134A4JT2	FHLMC DEBENTURE	5.750	01/15/12	4.902	\$ 9,010,000.00	\$ 9,361,750.40	\$ 9,467,077.30	09/29/06
178338	302	DPTF	3134A4SA3	FHLMC DEBENTURE	4.500	01/15/13	4.927	\$ 6,955,000.00	\$ 6,795,660.95	\$ 7,476,138.15	10/02/06
178648	302	DPTF	3134A4SA3	FHLMC DEBENTURE	4.500	01/15/13	5.019	\$ 370,000.00	\$ 359,828.70	\$ 397,724.10	10/27/06
178635	302	DPTF	3134A4TZ7	FHLMC DEBENTURE	4.500	07/15/13	5.095	\$ 3,565,000.00	\$ 3,445,358.60	\$ 3,880,110.35	10/26/06
178456	302	DPTF	3134A4UK8	FHLMC DEBENTURE	4.875	11/15/13	5.053	\$ 6,525,000.00	\$ 6,456,226.50	\$ 7,216,584.75	10/12/06
178641	302	DPTF	3134A4UM4	FHLMC DEBENTURE	4.500	01/15/14	5.094	\$ 10,775,000.00	\$ 10,391,625.50	\$ 11,788,712.00	10/26/06

PGM: INVS_MONTHEND_INVENTORY
 SOURCE: VisualQED
 MODEL: INVENTORY
 BASIS: SETTLEMENT
 AS-OF: 1/31/2011

JOSH MANDEL
 TREASURER, STATE OF OHIO

INVESTMENT INVENTORY
 SETTLED POSITIONS AS OF: 1/31/11

INVT#	FUND	FUND	CUSIP	DESCRIPTION	RATE	MATURITY	YIELD	PAR AMOUNT	BOOK VALUE	MARKET VALUE	1ST PUR
179085	302	DPTF	3134A4UM4	FHLMC DEBENTURE	4.500	01/15/14	4.757	\$ 150,000.00	\$ 147,685.50	\$ 164,112.00	11/30/06
178388	302	DPTF	3134A4UX0	FHLMC DEBENTURE	4.500	01/15/15	4.919	\$ 14,165,000.00	\$ 13,764,272.15	\$ 15,678,530.25	10/04/06
178472	302	DPTF	3134A4VC5	FHLMC DEBENTURE	4.375	07/17/15	5.079	\$ 6,655,000.00	\$ 6,326,442.65	\$ 7,346,587.60	10/12/06
178225	302	DPTF	3134A4VG6	FHLMC DEBENTURE	4.750	11/17/15	5.070	\$ 2,105,000.00	\$ 2,056,016.65	\$ 2,356,989.55	09/21/06
178609	302	DPTF	3134A4ZT4	FHLMC DEBENTURE	4.750	01/19/16	5.181	\$ 4,395,000.00	\$ 4,256,997.00	\$ 4,903,677.30	10/24/06
178224	302	DPTF	3137EAAD1	FHLMC DEBENTURE	5.250	04/18/16	5.087	\$ 8,960,000.00	\$ 9,069,222.40	\$ 10,234,470.40	09/21/06
178562	302	DPTF	3137EAAAG4	FHLMC DEBENTURE	5.500	07/18/16	5.141	\$ 6,915,000.00	\$ 7,102,742.25	\$ 7,995,814.50	10/20/06
178683	302	DPTF	3137EAAJ8	FHLMC DEBENTURE	5.125	10/18/16	5.027	\$ 5,405,000.00	\$ 5,445,969.90	\$ 6,121,648.95	10/31/06
								\$ 106,805,000.00	\$ 106,554,930.40	\$ 116,379,663.85	
159068	302	DPTF	3134A4LU6	FHLMC STRIP		07/15/12	4.790	\$ 7,521,000.00	\$ 4,804,640.43	\$ 7,408,861.89	01/27/03
70663	302	DPTF	3134A1MX5	FHLMC STRIP		02/01/14	5.900	\$ 2,500,000.00	\$ 1,020,000.00	\$ 2,381,750.00	09/01/98
50454	302	DPTF	3134A1X39	FHLMC STRIP		06/01/15	6.206	\$ 6,900,000.00	\$ 2,416,863.00	\$ 6,246,225.00	04/02/98
70664	302	DPTF	3134A1MZ0	FHLMC STRIP		03/01/16	5.945	\$ 1,900,000.00	\$ 681,530.00	\$ 1,660,562.00	09/01/98
82960	302	DPTF	3134A1MZ0	FHLMC STRIP		03/01/16	6.162	\$ 3,800,000.00	\$ 1,328,860.00	\$ 3,321,124.00	11/09/98
178660	302	DPTF	3134A1CT5	FHLMC STRIP		09/15/16	5.130	\$ 885,000.00	\$ 536,672.85	\$ 751,267.65	10/30/06
178759	302	DPTF	3134A3Y83	FHLMC STRIP		03/15/17	5.100	\$ 500,000.00	\$ 296,810.00	\$ 412,650.00	11/07/06
179374	302	DPTF	3134A3Y83	FHLMC STRIP		03/15/17	5.020	\$ 429,000.00	\$ 258,468.21	\$ 354,053.70	12/26/06
178738	302	DPTF	3134A4BK9	FHLMC STRIP		03/15/17	5.047	\$ 6,026,000.00	\$ 3,595,894.98	\$ 4,973,257.80	11/06/06
179375	302	DPTF	3134A3Z33	FHLMC STRIP		09/15/18	5.080	\$ 1,698,000.00	\$ 943,222.02	\$ 1,292,755.32	12/26/06
178739	302	DPTF	3134A4BN3	FHLMC STRIP		09/15/18	5.117	\$ 3,691,000.00	\$ 2,027,355.57	\$ 2,809,478.47	11/06/06
121236	302	DPTF	3134A1NA4	FHLMC STRIP		01/02/19	6.960	\$ 21,000,000.00	\$ 5,665,170.00	\$ 15,713,880.00	11/08/99
104953	302	DPTF	313400BV4	FHLMC STRIP		11/29/19	6.230	\$ 2,695,000.00	\$ 762,469.40	\$ 1,687,501.20	04/30/99
178664	302	DPTF	313400BV4	FHLMC STRIP		11/29/19	5.278	\$ 1,707,000.00	\$ 863,605.44	\$ 1,068,855.12	10/30/06
93767	302	DPTF	3134A1HU7	FHLMC STRIP		12/02/19	6.151	\$ 5,100,000.00	\$ 1,438,965.00	\$ 3,601,875.00	01/13/99
108426	302	DPTF	3134A1HU7	FHLMC STRIP		12/02/19	6.720	\$ 1,000,000.00	\$ 258,860.00	\$ 706,250.00	06/21/99
178674	302	DPTF	3134A4BS2	FHLMC STRIP		09/15/20	5.286	\$ 1,146,000.00	\$ 555,718.32	\$ 767,820.00	10/31/06
178684	302	DPTF	3134A4BS2	FHLMC STRIP		09/15/20	5.220	\$ 4,423,000.00	\$ 2,164,041.21	\$ 2,963,410.00	10/31/06
178680	302	DPTF	3134A4BT0	FHLMC STRIP		03/15/21	5.227	\$ 3,286,000.00	\$ 1,565,318.96	\$ 2,130,018.06	10/31/06
178679	302	DPTF	3134A4BU7	FHLMC STRIP		09/15/21	5.246	\$ 6,590,000.00	\$ 3,050,379.20	\$ 4,124,615.10	10/31/06
178682	302	DPTF	3134A4BU7	FHLMC STRIP		09/15/21	5.319	\$ 421,000.00	\$ 192,822.21	\$ 263,499.69	10/31/06
178666	302	DPTF	3134A4MY7	FHLMC STRIP		01/15/22	5.233	\$ 5,619,000.00	\$ 2,561,364.96	\$ 3,434,445.18	10/30/06
178685	302	DPTF	3134A4BV5	FHLMC STRIP		03/15/22	5.230	\$ 4,602,000.00	\$ 2,080,702.26	\$ 2,783,979.90	10/31/06
178619	302	DPTF	3134A4BW3	FHLMC STRIP		09/15/22	5.406	\$ 2,166,000.00	\$ 928,044.36	\$ 1,267,326.60	10/25/06
158997	302	DPTF	3134A4NB6	FHLMC STRIP		07/15/23	6.035	\$ 3,400,000.00	\$ 1,006,230.00	\$ 1,877,888.00	01/23/03
173969	302	DPTF	3134A4CJ1	FHLMC STRIP		09/15/28	5.180	\$ 1,252,000.00	\$ 391,074.72	\$ 498,834.36	12/14/05
								\$ 100,257,000.00	\$ 41,395,083.10	\$ 74,502,184.04	
178628	302	DPTF	31359MF40	FNMA DEBENTURE	4.500	02/15/11	5.084	\$ 3,460,000.00	\$ 3,382,565.20	\$ 3,465,916.60	10/26/06
179124	302	DPTF	31359MF40	FNMA DEBENTURE	4.500	02/15/11	4.615	\$ 25,000.00	\$ 24,889.75	\$ 25,042.75	12/04/06
178637	302	DPTF	31359MM26	FNMA DEBENTURE	5.125	04/15/11	5.088	\$ 2,175,000.00	\$ 2,178,132.00	\$ 2,197,402.50	10/26/06
178301	302	DPTF	31359MJH7	FNMA DEBENTURE	6.000	05/15/11	4.899	\$ 4,015,000.00	\$ 4,195,795.45	\$ 4,082,211.10	09/29/06
178324	302	DPTF	31359MMQ3	FNMA DEBENTURE	6.125	03/15/12	4.930	\$ 4,565,000.00	\$ 4,822,922.50	\$ 4,855,790.50	10/02/06
178271	302	DPTF	31359MTG8	FNMA DEBENTURE	4.625	10/15/13	4.909	\$ 8,265,000.00	\$ 8,126,313.30	\$ 9,052,241.25	09/27/06
178649	302	DPTF	31359MUT8	FNMA DEBENTURE	4.125	04/15/14	5.023	\$ 15,030,000.00	\$ 14,197,939.20	\$ 16,360,004.70	10/27/06
178387	302	DPTF	31359MA45	FNMA DEBENTURE	5.000	04/15/15	4.945	\$ 5,635,000.00	\$ 5,656,356.65	\$ 6,338,755.15	10/04/06
178389	302	DPTF	31359MZC0	FNMA DEBENTURE	4.375	10/15/15	4.941	\$ 7,240,000.00	\$ 6,944,246.00	\$ 7,951,547.20	10/04/06
178453	302	DPTF	31359MH89	FNMA DEBENTURE	5.000	03/15/16	5.117	\$ 720,000.00	\$ 713,736.00	\$ 811,677.60	10/11/06
178532	302	DPTF	31359MS61	FNMA DEBENTURE	5.375	07/15/16	5.109	\$ 4,705,000.00	\$ 4,799,711.65	\$ 5,389,012.90	10/18/06
								\$ 55,835,000.00	\$ 55,042,607.70	\$ 60,529,602.25	
69121	302	DPTF	31364DJB3	FNMA STRIP		04/08/11	5.960	\$ 3,431,000.00	\$ 1,630,308.27	\$ 3,426,230.91	08/07/98
95440	302	DPTF	31358CX27	FNMA STRIP		08/07/11	5.620	\$ 4,622,000.00	\$ 2,312,802.58	\$ 4,602,633.82	02/10/99
173194	302	DPTF	31359YGE1	FNMA STRIP		09/15/11	4.528	\$ 319,000.00	\$ 244,299.77	\$ 317,360.34	09/30/05
173195	302	DPTF	31358C7B6	FNMA STRIP		05/15/12	4.556	\$ 2,563,000.00	\$ 1,901,665.37	\$ 2,531,782.66	09/30/05
70369	302	DPTF	31358AEL0	FNMA STRIP		08/12/12	5.880	\$ 5,000,000.00	\$ 2,227,060.46	\$ 4,918,900.00	08/28/98

PGM: INVS_MONTHEND_INVENTORY
 SOURCE: VisualQED
 MODEL: INVENTORY
 BASIS: SETTLEMENT
 AS-OF: 1/31/2011

JOSH MANDEL
 TREASURER, STATE OF OHIO

INVESTMENT INVENTORY
 SETTLED POSITIONS AS OF: 1/31/11

INVT#	FUND	FUND	CUSIP	DESCRIPTION	RATE	MATURITY	YIELD	PAR AMOUNT	BOOK VALUE	MARKET VALUE	1ST PUR
173950	302	DPTF	31359YBR7	FNMA STRIP		01/15/13	4.985	\$ 483,000.00	\$ 340,640.58	\$ 471,581.88	12/12/05
96171	302	DPTF	31358CX50	FNMA STRIP		02/07/13	5.940	\$ 3,200,000.00	\$ 1,410,784.00	\$ 3,119,872.00	02/10/99
173951	302	DPTF	31359YBT3	FNMA STRIP		01/15/14	5.035	\$ 407,000.00	\$ 272,173.11	\$ 388,306.49	12/12/05
634	302	DPTF	313586QR3	FNMA STRIP		07/05/14	7.417	\$ 10,000,000.00	\$ 2,483,300.00	\$ 9,387,200.00	05/22/95
3584	302	DPTF	313586QR3	FNMA STRIP		07/05/14	7.250	\$ 6,000,000.00	\$ 1,679,940.00	\$ 5,632,320.00	08/20/96
47369	302	DPTF	313586QR3	FNMA STRIP		07/05/14	6.295	\$ 14,000,000.00	\$ 5,091,520.00	\$ 13,142,080.00	03/10/98
48911	302	DPTF	31364DJK3	FNMA STRIP		04/08/15	6.205	\$ 4,845,000.00	\$ 1,711,011.75	\$ 4,414,134.15	03/26/98
48915	302	DPTF	31364DJL1	FNMA STRIP		10/08/15	6.225	\$ 9,045,000.00	\$ 3,087,601.20	\$ 8,058,733.20	03/26/98
173952	302	DPTF	31359YBX4	FNMA STRIP		01/15/16	5.100	\$ 375,000.00	\$ 225,585.00	\$ 329,872.50	12/12/05
178745	302	DPTF	31359YBX4	FNMA STRIP		01/15/16	5.057	\$ 1,686,000.00	\$ 1,065,366.54	\$ 1,483,106.76	11/06/06
51248	302	DPTF	31364DJM9	FNMA STRIP		04/08/16	6.260	\$ 4,200,000.00	\$ 1,386,462.00	\$ 3,651,144.00	04/15/98
51249	302	DPTF	31364DJN7	FNMA STRIP		10/08/16	6.262	\$ 5,000,000.00	\$ 1,599,900.00	\$ 4,229,400.00	04/15/98
178667	302	DPTF	31358C7L4	FNMA STRIP		11/15/16	5.049	\$ 10,495,000.00	\$ 6,361,019.50	\$ 8,830,807.85	10/30/06
173953	302	DPTF	31359YBZ9	FNMA STRIP		01/15/17	5.100	\$ 317,000.00	\$ 181,355.70	\$ 263,994.43	12/13/05
99045	302	DPTF	31359MEL3	FNMA STRIP		06/01/17	6.225	\$ 10,000,000.00	\$ 3,279,700.00	\$ 8,151,000.00	03/24/99
95441	302	DPTF	31358CY67	FNMA STRIP		08/07/17	5.910	\$ 5,005,000.00	\$ 1,704,703.00	\$ 4,040,936.90	02/10/99
70667	302	DPTF	31358ACK4	FNMA STRIP		02/01/18	5.978	\$ 2,000,000.00	\$ 637,320.00	\$ 1,525,560.00	09/01/98
82961	302	DPTF	008452CL6	FNMA STRIP		02/12/18	6.158	\$ 2,007,000.00	\$ 624,136.86	\$ 1,581,495.93	11/09/98
173954	302	DPTF	31359YCD7	FNMA STRIP		01/15/19	5.190	\$ 317,000.00	\$ 162,107.46	\$ 236,504.19	12/13/05
179698	302	DPTF	31359YCD7	FNMA STRIP		01/15/19	5.375	\$ 150,000.00	\$ 79,561.50	\$ 111,910.50	01/31/07
70368	302	DPTF	31358ACM0	FNMA STRIP		02/01/19	5.995	\$ 270,000.00	\$ 80,796.73	\$ 196,171.20	08/28/98
104954	302	DPTF	31358ACM0	FNMA STRIP		02/01/19	6.310	\$ 5,665,000.00	\$ 1,660,581.45	\$ 4,115,962.40	04/30/99
178654	302	DPTF	31358C7R1	FNMA STRIP		05/15/19	5.235	\$ 3,225,000.00	\$ 1,686,030.00	\$ 2,358,636.00	10/27/06
3448	302	DPTF	313586RC5	FNMA STRIP		10/09/19	7.220	\$ 1,500,000.00	\$ 290,220.00	\$ 954,225.00	08/12/96
104952	302	DPTF	313586RC5	FNMA STRIP		10/09/19	6.231	\$ 2,500,000.00	\$ 713,225.00	\$ 1,590,375.00	04/30/99
178663	302	DPTF	31358C7S9	FNMA STRIP		11/15/19	5.260	\$ 651,000.00	\$ 330,760.08	\$ 461,135.85	10/30/06
147427	302	DPTF	31359YCF2	FNMA STRIP		01/15/20	6.341	\$ 1,140,000.00	\$ 351,302.40	\$ 798,672.60	03/07/01
173955	302	DPTF	31359YCF2	FNMA STRIP		01/15/20	5.240	\$ 314,000.00	\$ 151,508.14	\$ 219,985.26	12/13/05
147428	302	DPTF	31359YCG0	FNMA STRIP		07/15/20	6.341	\$ 1,140,000.00	\$ 340,506.60	\$ 772,156.20	03/07/01
178426	302	DPTF	31359YCG0	FNMA STRIP		07/15/20	5.183	\$ 5,919,000.00	\$ 2,925,051.42	\$ 4,009,116.27	10/06/06
178740	302	DPTF	31358C7U4	FNMA STRIP		11/15/20	5.237	\$ 6,783,000.00	\$ 3,285,074.73	\$ 4,494,890.61	11/06/06
128968	302	DPTF	31364DNW2	FNMA STRIP		03/23/21	7.085	\$ 4,000,000.00	\$ 918,760.00	\$ 2,592,200.00	02/07/00
178652	302	DPTF	31358C7V2	FNMA STRIP		05/15/21	5.310	\$ 4,895,000.00	\$ 2,283,419.60	\$ 3,142,736.85	10/27/06
173956	302	DPTF	31359YCK1	FNMA STRIP		01/15/22	5.250	\$ 318,000.00	\$ 138,142.38	\$ 196,390.44	12/13/05
173957	302	DPTF	31359YCM7	FNMA STRIP		01/15/23	5.250	\$ 317,000.00	\$ 130,752.99	\$ 183,289.40	12/13/05
143510	302	DPTF	31358CZ90	FNMA STRIP		02/07/23	6.830	\$ 2,135,000.00	\$ 471,386.65	\$ 1,229,162.20	08/10/00
108978	302	DPTF	31358C2A3	FNMA STRIP		08/07/23	6.850	\$ 3,000,000.00	\$ 591,450.00	\$ 1,669,770.00	06/28/99
147429	302	DPTF	31359YCP0	FNMA STRIP		01/15/24	6.271	\$ 1,143,000.00	\$ 278,697.69	\$ 618,282.99	03/07/01
173958	302	DPTF	31359YCP0	FNMA STRIP		01/15/24	5.250	\$ 279,000.00	\$ 109,267.56	\$ 150,919.47	12/13/05
143509	302	DPTF	31358C2B1	FNMA STRIP		02/07/24	6.800	\$ 1,505,000.00	\$ 312,829.30	\$ 810,683.30	08/10/00
132101	302	DPTF	31358C2C9	FNMA STRIP		08/07/24	6.710	\$ 4,405,000.00	\$ 879,017.75	\$ 2,296,414.60	03/06/00
173959	302	DPTF	31359YCR6	FNMA STRIP		01/15/25	5.290	\$ 266,000.00	\$ 98,180.60	\$ 134,548.12	12/13/05
143508	302	DPTF	31358C2D7	FNMA STRIP		02/07/25	6.790	\$ 2,195,000.00	\$ 427,761.60	\$ 1,105,467.85	08/10/00
128970	302	DPTF	31364DKF2	FNMA STRIP		04/08/25	6.960	\$ 1,250,000.00	\$ 223,375.00	\$ 622,162.50	02/07/00
147430	302	DPTF	31359YCT2	FNMA STRIP		01/15/26	6.241	\$ 2,350,000.00	\$ 510,114.50	\$ 1,108,542.00	03/07/01
173960	302	DPTF	31359YCT2	FNMA STRIP		01/15/26	5.230	\$ 267,000.00	\$ 94,640.82	\$ 125,949.24	12/13/05
152858	302	DPTF	31364DKL9	FNMA STRIP		10/08/27	6.610	\$ 2,617,000.00	\$ 488,018.16	\$ 1,102,829.97	12/11/01
173965	302	DPTF	31359YCX3	FNMA STRIP		01/15/28	5.250	\$ 513,000.00	\$ 163,318.68	\$ 212,556.42	12/14/05
173971	302	DPTF	31359YCY1	FNMA STRIP		07/15/28	5.270	\$ 402,000.00	\$ 124,161.72	\$ 161,688.42	12/14/05
173966	302	DPTF	31359YCZ8	FNMA STRIP		01/15/29	5.230	\$ 513,000.00	\$ 155,772.45	\$ 200,613.78	12/14/05
173967	302	DPTF	31359YDB0	FNMA STRIP		01/15/30	5.180	\$ 513,000.00	\$ 149,678.01	\$ 188,691.66	12/14/05
173972	302	DPTF	31359YEA1	FNMA STRIP		05/15/30	5.180	\$ 1,558,000.00	\$ 446,896.72	\$ 562,422.42	12/14/05
								\$ 169,015,000.00	\$ 62,511,023.38	\$ 133,233,516.53	
185138	302	DPTF	31771JKU3	FICO STRIP		02/08/12	2.860	\$ 300,000.00	\$ 268,650.00	\$ 297,807.00	03/19/08
162144	302	DPTF	31771CEW1	FICO STRIP		05/30/16	5.577	\$ 400,000.00	\$ 197,431.94	\$ 348,772.00	07/29/03

PGM: INVS_MONTHEND_INVENTORY
 SOURCE: VisualQED
 MODEL: INVENTORY
 BASIS: SETTLEMENT
 AS-OF: 1/31/2011

JOSH MANDEL
 TREASURER, STATE OF OHIO

INVESTMENT INVENTORY
 SETTLED POSITIONS AS OF: 1/31/11

INVT#	FUND	FUND	CUSIP	DESCRIPTION	RATE	MATURITY	YIELD	PAR AMOUNT	BOOK VALUE	MARKET VALUE	1ST PUR
178656	302	DPTF	31771KAA5	FICO STRIP		09/26/19	5.200	\$ 3,991,000.00	\$ 2,056,682.03	\$ 2,913,789.19	10/27/06
								\$ 4,691,000.00	\$ 2,522,763.97	\$ 3,560,368.19	
192141	302	DPTF	46513FK24	ISRAEL BOND	2.910	05/01/12	2.910	\$ 3,000,000.00	\$ 3,000,000.00	\$ 3,000,000.00	05/08/09
								\$ 3,000,000.00	\$ 3,000,000.00	\$ 3,000,000.00	
146173	302	DPTF	STAR30210	STAR OHIO 27044	0.110		0.110	\$ 1,423,681.72	\$ 1,423,681.72	\$ 1,423,681.72	12/31/00
								\$ 1,423,681.72	\$ 1,423,681.72	\$ 1,423,681.72	
178339	302	DPTF	880591CW0	TVA DEBENTURE	6.000	03/15/13	4.968	\$ 9,905,000.00	\$ 10,463,146.75	\$ 10,977,117.20	10/02/06
178610	302	DPTF	880591DW9	TVA DEBENTURE	4.750	08/01/13	5.141	\$ 6,500,000.00	\$ 6,355,765.00	\$ 7,104,955.00	10/24/06
148636	302	DPTF	880591CU4	TVA DEBENTURE	6.250	12/15/17	6.335	\$ 6,250,000.00	\$ 6,195,312.50	\$ 7,448,312.50	05/01/01
178261	302	DPTF	880591CU4	TVA DEBENTURE	6.250	12/15/17	4.944	\$ 12,120,000.00	\$ 13,469,440.80	\$ 14,443,767.60	09/26/06
								\$ 34,775,000.00	\$ 36,483,665.05	\$ 39,974,152.30	
50812	302	DPTF	88059EGL2	TVA STRIP		11/01/11	6.125	\$ 11,000,000.00	\$ 4,853,750.00	\$ 10,920,470.00	04/09/98
179691	302	DPTF	88059EME1	TVA STRIP		01/15/12	5.051	\$ 150,000.00	\$ 117,150.00	\$ 148,546.50	01/31/07
70661	302	DPTF	88059EBR4	TVA STRIP		04/15/12	5.832	\$ 5,200,000.00	\$ 2,376,400.00	\$ 5,133,804.00	09/01/98
93327	302	DPTF	88059EGM0	TVA STRIP		05/01/12	5.716	\$ 16,000,000.00	\$ 7,551,360.00	\$ 15,787,680.00	01/05/99
52856	302	DPTF	88059EGP3	TVA STRIP		05/01/13	6.290	\$ 1,266,000.00	\$ 500,019.36	\$ 1,225,386.72	05/01/98
74136	302	DPTF	88059EGP3	TVA STRIP		05/01/13	5.750	\$ 940,000.00	\$ 410,704.80	\$ 909,844.80	09/23/98
121239	302	DPTF	88059EGP3	TVA STRIP		05/01/13	6.950	\$ 7,000,000.00	\$ 2,786,770.00	\$ 6,775,440.00	11/08/99
51310	302	DPTF	88059EGQ1	TVA STRIP		11/01/13	6.200	\$ 1,000,000.00	\$ 387,150.00	\$ 956,530.00	04/16/98
70370	302	DPTF	88059EKS2	TVA STRIP		12/15/13	5.930	\$ 1,055,000.00	\$ 431,539.44	\$ 1,005,615.45	08/28/98
178737	302	DPTF	88059EMN1	TVA STRIP		01/15/16	5.057	\$ 4,000,000.00	\$ 2,527,560.00	\$ 3,497,840.00	11/06/06
178744	302	DPTF	88059EMN1	TVA STRIP		01/15/16	5.115	\$ 1,303,000.00	\$ 819,078.83	\$ 1,139,421.38	11/06/06
96115	302	DPTF	88059EMR2	TVA STRIP		07/15/17	6.020	\$ 7,000,000.00	\$ 2,343,740.00	\$ 5,630,520.00	02/04/99
50811	302	DPTF	88059EGY4	TVA STRIP		11/01/17	6.220	\$ 7,000,000.00	\$ 2,112,250.00	\$ 5,540,290.00	04/09/98
50809	302	DPTF	88059EGZ1	TVA STRIP		05/01/18	6.260	\$ 2,250,000.00	\$ 653,355.00	\$ 1,731,307.50	04/09/98
178665	302	DPTF	88059EHC1	TVA STRIP		11/01/19	5.360	\$ 367,000.00	\$ 184,487.23	\$ 258,034.03	10/30/06
178655	302	DPTF	88059EMW1	TVA STRIP		01/15/20	5.320	\$ 6,099,000.00	\$ 3,047,060.40	\$ 4,227,887.79	10/27/06
178620	302	DPTF	88059EHH0	TVA STRIP		05/01/22	5.485	\$ 1,512,000.00	\$ 652,987.44	\$ 895,723.92	10/25/06
179128	302	DPTF	88059EHH0	TVA STRIP		05/01/22	5.100	\$ 718,000.00	\$ 330,466.68	\$ 425,350.38	12/04/06
50860	302	DPTF	88059EHJ6	TVA STRIP		11/01/22	6.260	\$ 14,828,000.00	\$ 3,264,977.32	\$ 8,486,064.40	04/13/98
179702	302	DPTF	88059ENC4	TVA STRIP		01/15/23	5.440	\$ 150,000.00	\$ 63,690.00	\$ 84,637.50	01/31/07
128969	302	DPTF	88059EHL1	TVA STRIP		11/01/23	6.985	\$ 2,401,000.00	\$ 470,668.03	\$ 1,284,150.84	02/07/00
								\$ 91,239,000.00	\$ 35,885,164.53	\$ 76,064,545.21	
180358	302	DPTF	912820GC5	US TREASURY STRIP (P)		02/15/11	4.540	\$ 50,000.00	\$ 42,025.50	\$ 49,996.50	04/03/07
180510	302	DPTF	912820GC5	US TREASURY STRIP (P)		02/15/11	4.610	\$ 100,000.00	\$ 83,924.00	\$ 99,993.00	04/12/07
180726	302	DPTF	912820GC5	US TREASURY STRIP (P)		02/15/11	4.445	\$ 100,000.00	\$ 84,631.00	\$ 99,993.00	04/30/07
181546	302	DPTF	912820GC5	US TREASURY STRIP (P)		02/15/11	4.820	\$ 50,000.00	\$ 42,101.00	\$ 49,996.50	07/06/07
195168	302	DPTF	912820GC5	US TREASURY STRIP (P)		02/15/11	0.295	\$ 50,000.00	\$ 49,859.50	\$ 49,996.50	03/03/10
184828	302	DPTF	912833CZ1	US TREASURY STRIP		02/15/11	2.350	\$ 10,000.00	\$ 9,330.89	\$ 9,999.50	02/28/08
185218	302	DPTF	912833CZ1	US TREASURY STRIP		02/15/11	1.748	\$ 10,000.00	\$ 9,510.00	\$ 9,999.50	03/27/08
185260	302	DPTF	912833CZ1	US TREASURY STRIP		02/15/11	2.000	\$ 50,000.00	\$ 47,210.50	\$ 49,997.50	03/28/08
185585	302	DPTF	912833CZ1	US TREASURY STRIP		02/15/11	1.940	\$ 50,000.00	\$ 47,339.00	\$ 49,997.50	04/16/08
185606	302	DPTF	912833CZ1	US TREASURY STRIP		02/15/11	1.782	\$ 10,000.00	\$ 9,510.00	\$ 9,999.50	04/16/08
185872	302	DPTF	912833CZ1	US TREASURY STRIP		02/15/11	2.500	\$ 25,000.00	\$ 23,320.25	\$ 24,998.75	04/28/08
190587	302	DPTF	912833CZ1	US TREASURY STRIP		02/15/11	0.964	\$ 50,000.00	\$ 49,063.50	\$ 49,997.50	02/27/09
190818	302	DPTF	912833CZ1	US TREASURY STRIP		02/15/11	0.990	\$ 50,000.00	\$ 49,066.50	\$ 49,997.50	03/20/09
190944	302	DPTF	912833CZ1	US TREASURY STRIP		02/15/11	0.965	\$ 100,000.00	\$ 98,205.00	\$ 99,995.00	03/30/09
191110	302	DPTF	912833CZ1	US TREASURY STRIP		02/15/11	0.546	\$ 5,000.00	\$ 4,950.00	\$ 4,999.75	04/13/09
191196	302	DPTF	912833CZ1	US TREASURY STRIP		02/15/11	0.502	\$ 50,000.00	\$ 49,542.50	\$ 49,997.50	04/16/09
191848	302	DPTF	912833CZ1	US TREASURY STRIP		02/15/11	0.814	\$ 50,000.00	\$ 49,269.50	\$ 49,997.50	04/24/09
194843	302	DPTF	912833CZ1	US TREASURY STRIP		02/15/11	0.310	\$ 100,000.00	\$ 99,685.00	\$ 99,995.00	02/08/10

PGM: INVS_MONTHEND_INVENTORY
 SOURCE: VisualQED
 MODEL: INVENTORY
 BASIS: SETTLEMENT
 AS-OF: 1/31/2011

JOSH MANDEL
 TREASURER, STATE OF OHIO

INVESTMENT INVENTORY
 SETTLED POSITIONS AS OF: 1/31/11

INVT#	FUND	FUND	CUSIP	DESCRIPTION	RATE	MATURITY	YIELD	PAR AMOUNT	BOOK VALUE	MARKET VALUE	1ST PUR
195376	302	DPTF	912833CZ1	US TREASURY STRIP		02/15/11	0.255	\$ 100,000.00	\$ 99,763.00	\$ 99,995.00	03/12/10
195847	302	DPTF	912833CZ1	US TREASURY STRIP		02/15/11	0.247	\$ 50,000.00	\$ 49,894.50	\$ 49,997.50	04/08/10
196872	302	DPTF	912833CZ1	US TREASURY STRIP		02/15/11	0.320	\$ 50,000.00	\$ 49,873.00	\$ 49,997.50	04/30/10
181157	302	DPTF	912833JW1	US TREASURY STRIP		05/15/11	4.480	\$ 50,000.00	\$ 41,960.50	\$ 49,973.00	05/31/07
181405	302	DPTF	912833JW1	US TREASURY STRIP		05/15/11	4.715	\$ 50,000.00	\$ 41,718.00	\$ 49,973.00	06/26/07
181852	302	DPTF	912833JW1	US TREASURY STRIP		05/15/11	4.460	\$ 100,000.00	\$ 84,592.00	\$ 99,946.00	07/30/07
186407	302	DPTF	912833JW1	US TREASURY STRIP		05/15/11	2.450	\$ 50,000.00	\$ 46,514.50	\$ 49,973.00	05/27/08
186655	302	DPTF	912833JW1	US TREASURY STRIP		05/15/11	2.565	\$ 25,000.00	\$ 23,199.75	\$ 24,986.50	06/09/08
187218	302	DPTF	912833JW1	US TREASURY STRIP		05/15/11	2.562	\$ 10,000.00	\$ 9,301.30	\$ 9,994.60	07/11/08
192204	302	DPTF	912833JW1	US TREASURY STRIP		05/15/11	0.738	\$ 150,000.00	\$ 147,801.00	\$ 149,919.00	05/13/09
193225	302	DPTF	912833JW1	US TREASURY STRIP		05/15/11	0.804	\$ 50,000.00	\$ 49,306.04	\$ 49,973.00	08/18/09
197088	302	DPTF	912833JW1	US TREASURY STRIP		05/15/11	0.099	\$ 306,000.00	\$ 305,694.61	\$ 305,834.76	05/11/10
197181	302	DPTF	912833JW1	US TREASURY STRIP		05/15/11	0.134	\$ 25,000.00	\$ 24,966.50	\$ 24,986.50	05/14/10
198363	302	DPTF	912833JW1	US TREASURY STRIP		05/15/11	0.010	\$ 50,000.00	\$ 49,995.50	\$ 49,973.00	06/30/10
198690	302	DPTF	912833JW1	US TREASURY STRIP		05/15/11	0.046	\$ 100,000.00	\$ 99,961.00	\$ 99,946.00	07/13/10
186342	305	DPTF	912833JW1	US TREASURY STRIP		05/15/11	2.540	\$ 7,538,929.00	\$ 6,991,645.76	\$ 7,533,929.48	05/22/08
178322	302	DPTF	912820GL5	US TREASURY STRIP (P)		08/15/11	4.520	\$ 50,000.00	\$ 40,230.00	\$ 49,944.50	10/04/06
178577	302	DPTF	912820GL5	US TREASURY STRIP (P)		08/15/11	4.680	\$ 138,000.00	\$ 110,497.98	\$ 137,846.82	10/26/06
182211	302	DPTF	912820GL5	US TREASURY STRIP (P)		08/15/11	4.270	\$ 100,000.00	\$ 84,577.00	\$ 99,889.00	08/28/07
182542	302	DPTF	912820GL5	US TREASURY STRIP (P)		08/15/11	4.223	\$ 100,000.00	\$ 85,000.00	\$ 99,889.00	09/25/07
178987	302	DPTF	912833DA5	US TREASURY STRIP		08/15/11	4.445	\$ 50,000.00	\$ 40,640.00	\$ 49,941.50	11/28/06
182747	302	DPTF	912833DA5	US TREASURY STRIP		08/15/11	4.050	\$ 100,000.00	\$ 85,657.00	\$ 99,883.00	10/05/07
188058	302	DPTF	912833DA5	US TREASURY STRIP		08/15/11	2.281	\$ 50,000.00	\$ 46,800.00	\$ 49,941.50	09/15/08
193244	302	DPTF	912833DA5	US TREASURY STRIP		08/15/11	0.997	\$ 100,000.00	\$ 98,039.25	\$ 99,883.00	08/18/09
199551	302	DPTF	912833DA5	US TREASURY STRIP		08/15/11	0.280	\$ 50,000.00	\$ 49,859.50	\$ 49,941.50	08/13/10
200613	302	DPTF	912833DA5	US TREASURY STRIP		08/15/11	0.245	\$ 100,000.00	\$ 99,782.00	\$ 99,883.00	09/24/10
188153	305	DPTF	912833DA5	US TREASURY STRIP		08/15/11	2.032	\$ 576,000.00	\$ 543,237.12	\$ 575,326.08	09/22/08
202138	302	DPTF	912820RN9	US TREASURY STRIP (P)		11/15/11	0.256	\$ 50,000.00	\$ 49,875.50	\$ 49,889.50	11/24/10
183721	302	DPTF	912833JX9	US TREASURY STRIP		11/15/11	2.835	\$ 50,000.00	\$ 44,745.00	\$ 49,899.00	12/05/07
183928	302	DPTF	912833JX9	US TREASURY STRIP		11/15/11	2.980	\$ 100,000.00	\$ 89,087.00	\$ 99,798.00	12/19/07
184218	302	DPTF	912833JX9	US TREASURY STRIP		11/15/11	2.554	\$ 150,000.00	\$ 136,050.00	\$ 149,697.00	01/10/08
189205	302	DPTF	912833JX9	US TREASURY STRIP		11/15/11	1.180	\$ 100,000.00	\$ 96,551.00	\$ 99,798.00	11/21/08
189250	302	DPTF	912833JX9	US TREASURY STRIP		11/15/11	1.154	\$ 5,000.00	\$ 4,831.25	\$ 4,989.90	11/21/08
189950	302	DPTF	912833JX9	US TREASURY STRIP		11/15/11	0.745	\$ 250,000.00	\$ 244,775.00	\$ 249,495.00	01/12/09
190238	302	DPTF	912833JX9	US TREASURY STRIP		11/15/11	0.870	\$ 100,000.00	\$ 97,619.00	\$ 99,798.00	02/04/09
194184	302	DPTF	912833JX9	US TREASURY STRIP		11/15/11	0.368	\$ 100,000.00	\$ 99,277.00	\$ 99,798.00	11/24/09
194717	302	DPTF	912833JX9	US TREASURY STRIP		11/15/11	0.401	\$ 50,000.00	\$ 49,641.50	\$ 49,899.00	01/28/10
201914	302	DPTF	912833JX9	US TREASURY STRIP		11/15/11	0.140	\$ 50,000.00	\$ 49,930.50	\$ 49,899.00	11/17/10
179285	302	DPTF	912820NX1	US TREASURY STRIP (P)		11/30/11	4.486	\$ 250,000.00	\$ 200,705.00	\$ 249,392.50	12/18/06
184829	302	DPTF	912833DB3	US TREASURY STRIP		02/15/12	2.720	\$ 10,000.00	\$ 8,984.34	\$ 9,966.30	02/28/08
185219	302	DPTF	912833DB3	US TREASURY STRIP		02/15/12	2.072	\$ 10,000.00	\$ 9,230.00	\$ 9,966.30	03/27/08
185261	302	DPTF	912833DB3	US TREASURY STRIP		02/15/12	2.370	\$ 50,000.00	\$ 45,627.00	\$ 49,831.50	03/28/08
185587	302	DPTF	912833DB3	US TREASURY STRIP		02/15/12	2.290	\$ 50,000.00	\$ 45,822.00	\$ 49,831.50	04/16/08
185607	302	DPTF	912833DB3	US TREASURY STRIP		02/15/12	2.188	\$ 10,000.00	\$ 9,200.00	\$ 9,966.30	04/16/08
185874	302	DPTF	912833DB3	US TREASURY STRIP		02/15/12	2.830	\$ 25,000.00	\$ 22,468.25	\$ 24,915.75	04/28/08
190588	302	DPTF	912833DB3	US TREASURY STRIP		02/15/12	1.603	\$ 50,000.00	\$ 47,687.00	\$ 49,831.50	02/27/09
190819	302	DPTF	912833DB3	US TREASURY STRIP		02/15/12	1.580	\$ 50,000.00	\$ 47,762.50	\$ 49,831.50	03/20/09
190945	302	DPTF	912833DB3	US TREASURY STRIP		02/15/12	1.510	\$ 100,000.00	\$ 95,758.00	\$ 99,663.00	03/30/09
191111	302	DPTF	912833DB3	US TREASURY STRIP		02/15/12	1.257	\$ 5,000.00	\$ 4,825.00	\$ 4,983.15	04/13/09
191198	302	DPTF	912833DB3	US TREASURY STRIP		02/15/12	1.545	\$ 50,000.00	\$ 47,865.50	\$ 49,831.50	04/16/09
191849	302	DPTF	912833DB3	US TREASURY STRIP		02/15/12	1.314	\$ 50,000.00	\$ 48,191.50	\$ 49,831.50	04/24/09
194844	302	DPTF	912833DB3	US TREASURY STRIP		02/15/12	0.860	\$ 100,000.00	\$ 98,282.00	\$ 99,663.00	02/08/10
195169	302	DPTF	912833DB3	US TREASURY STRIP		02/15/12	0.797	\$ 50,000.00	\$ 49,228.50	\$ 49,831.50	03/03/10
195377	302	DPTF	912833DB3	US TREASURY STRIP		02/15/12	0.794	\$ 100,000.00	\$ 98,482.00	\$ 99,663.00	03/12/10
195848	302	DPTF	912833DB3	US TREASURY STRIP		02/15/12	0.972	\$ 50,000.00	\$ 49,108.50	\$ 49,831.50	04/08/10
196873	302	DPTF	912833DB3	US TREASURY STRIP		02/15/12	0.885	\$ 50,000.00	\$ 49,213.50	\$ 49,831.50	04/30/10

PGM: INVS_MONTHEND_INVENTORY
 SOURCE: VisualQED
 MODEL: INVENTORY
 BASIS: SETTLEMENT
 AS-OF: 1/31/2011

JOSH MANDEL
 TREASURER, STATE OF OHIO

INVESTMENT INVENTORY
 SETTLED POSITIONS AS OF: 1/31/11

INVT#	FUND	FUND	CUSIP	DESCRIPTION	RATE	MATURITY	YIELD	PAR AMOUNT	BOOK VALUE	MARKET VALUE	1ST PUR
197182	302	DPTF	912820TP2	US TREASURY STRIP (P)		05/15/12	0.834	\$ 25,000.00	\$ 24,586.75	\$ 24,879.75	05/14/10
198364	302	DPTF	912820TP2	US TREASURY STRIP (P)		05/15/12	0.508	\$ 50,000.00	\$ 49,526.50	\$ 49,759.50	06/30/10
181158	302	DPTF	912833JY7	US TREASURY STRIP		05/15/12	4.460	\$ 50,000.00	\$ 40,181.00	\$ 49,771.50	05/31/07
181406	302	DPTF	912833JY7	US TREASURY STRIP		05/15/12	4.740	\$ 50,000.00	\$ 39,771.00	\$ 49,771.50	06/26/07
181853	302	DPTF	912833JY7	US TREASURY STRIP		05/15/12	4.475	\$ 100,000.00	\$ 80,885.00	\$ 99,543.00	07/30/07
186408	302	DPTF	912833JY7	US TREASURY STRIP		05/15/12	2.800	\$ 50,000.00	\$ 44,771.50	\$ 49,771.50	05/27/08
186656	302	DPTF	912833JY7	US TREASURY STRIP		05/15/12	2.910	\$ 25,000.00	\$ 22,315.50	\$ 24,885.75	06/09/08
187219	302	DPTF	912833JY7	US TREASURY STRIP		05/15/12	2.883	\$ 10,000.00	\$ 8,957.80	\$ 9,954.30	07/11/08
192205	302	DPTF	912833JY7	US TREASURY STRIP		05/15/12	1.370	\$ 150,000.00	\$ 143,968.50	\$ 149,314.50	05/13/09
193226	302	DPTF	912833JY7	US TREASURY STRIP		05/15/12	1.424	\$ 50,000.00	\$ 48,092.08	\$ 49,771.50	08/18/09
197089	302	DPTF	912833JY7	US TREASURY STRIP		05/15/12	0.656	\$ 306,000.00	\$ 301,998.13	\$ 304,601.58	05/11/10
198691	302	DPTF	912833JY7	US TREASURY STRIP		05/15/12	0.457	\$ 100,000.00	\$ 99,163.00	\$ 99,543.00	07/13/10
186325	305	DPTF	912833JY7	US TREASURY STRIP		05/15/12	2.819	\$ 7,538,000.00	\$ 6,743,042.52	\$ 7,503,551.34	05/22/08
178323	302	DPTF	912820HF7	US TREASURY STRIP (P)		08/15/12	4.550	\$ 50,000.00	\$ 38,405.50	\$ 49,699.00	10/04/06
178578	302	DPTF	912820HF7	US TREASURY STRIP (P)		08/15/12	4.724	\$ 138,000.00	\$ 105,240.18	\$ 137,169.24	10/26/06
178988	302	DPTF	912820HF7	US TREASURY STRIP (P)		08/15/12	4.490	\$ 50,000.00	\$ 38,794.00	\$ 49,699.00	11/28/06
182212	302	DPTF	912820HF7	US TREASURY STRIP (P)		08/15/12	4.300	\$ 100,000.00	\$ 80,960.00	\$ 99,398.00	08/28/07
182543	302	DPTF	912833DC1	US TREASURY STRIP		08/15/12	4.311	\$ 100,000.00	\$ 81,180.00	\$ 99,273.00	09/25/07
182748	302	DPTF	912833DC1	US TREASURY STRIP		08/15/12	4.153	\$ 100,000.00	\$ 81,889.00	\$ 99,273.00	10/05/07
188059	302	DPTF	912833DC1	US TREASURY STRIP		08/15/12	2.694	\$ 50,000.00	\$ 45,025.00	\$ 49,636.50	09/15/08
193245	302	DPTF	912833DC1	US TREASURY STRIP		08/15/12	1.639	\$ 100,000.00	\$ 95,233.25	\$ 99,273.00	08/18/09
199552	302	DPTF	912833DC1	US TREASURY STRIP		08/15/12	0.525	\$ 50,000.00	\$ 49,477.00	\$ 49,636.50	08/13/10
200614	302	DPTF	912833DC1	US TREASURY STRIP		08/15/12	0.435	\$ 100,000.00	\$ 99,182.00	\$ 99,273.00	09/24/10
188154	305	DPTF	912833DC1	US TREASURY STRIP		08/15/12	2.440	\$ 576,000.00	\$ 524,056.32	\$ 571,812.48	09/22/08
179286	302	DPTF	912820HL4	US TREASURY STRIP (P)		11/15/12	4.484	\$ 250,000.00	\$ 192,372.50	\$ 247,837.50	12/18/06
194185	302	DPTF	912820HL4	US TREASURY STRIP (P)		11/15/12	1.202	\$ 100,000.00	\$ 96,498.00	\$ 99,135.00	11/24/09
202139	302	DPTF	912820UT2	US TREASURY STRIP (P)		11/15/12	0.490	\$ 50,000.00	\$ 49,519.00	\$ 49,567.50	11/24/10
203379	302	DPTF	912820UT2	US TREASURY STRIP (P)		11/15/12	0.591	\$ 100,000.00	\$ 98,951.00	\$ 99,135.00	01/31/11
183722	302	DPTF	912833JZ4	US TREASURY STRIP		11/15/12	3.377	\$ 50,000.00	\$ 42,370.00	\$ 49,518.00	12/05/07
183929	302	DPTF	912833JZ4	US TREASURY STRIP		11/15/12	3.620	\$ 100,000.00	\$ 83,859.00	\$ 99,036.00	12/19/07
184219	302	DPTF	912833JZ4	US TREASURY STRIP		11/15/12	3.134	\$ 150,000.00	\$ 129,015.00	\$ 148,554.00	01/10/08
189206	302	DPTF	912833JZ4	US TREASURY STRIP		11/15/12	2.050	\$ 100,000.00	\$ 92,197.00	\$ 99,036.00	11/21/08
189251	302	DPTF	912833JZ4	US TREASURY STRIP		11/15/12	1.731	\$ 5,000.00	\$ 4,668.20	\$ 4,951.80	11/21/08
189951	302	DPTF	912833JZ4	US TREASURY STRIP		11/15/12	1.590	\$ 250,000.00	\$ 235,250.00	\$ 247,590.00	01/12/09
190239	302	DPTF	912833JZ4	US TREASURY STRIP		11/15/12	1.725	\$ 100,000.00	\$ 93,720.00	\$ 99,036.00	02/04/09
194718	302	DPTF	912833JZ4	US TREASURY STRIP		11/15/12	1.249	\$ 50,000.00	\$ 48,289.50	\$ 49,518.00	01/28/10
201916	302	DPTF	912833JZ4	US TREASURY STRIP		11/15/12	0.450	\$ 50,000.00	\$ 49,554.00	\$ 49,518.00	11/17/10
180360	302	DPTF	912820HR1	US TREASURY STRIP (P)		02/15/13	4.495	\$ 50,000.00	\$ 38,516.50	\$ 49,435.00	04/03/07
180512	302	DPTF	912820HR1	US TREASURY STRIP (P)		02/15/13	4.650	\$ 100,000.00	\$ 76,438.00	\$ 98,870.00	04/12/07
180728	302	DPTF	912820HR1	US TREASURY STRIP (P)		02/15/13	4.500	\$ 100,000.00	\$ 77,266.00	\$ 98,870.00	04/30/07
184830	302	DPTF	912833DD9	US TREASURY STRIP		02/15/13	2.950	\$ 10,000.00	\$ 8,646.96	\$ 9,863.90	02/28/08
185220	302	DPTF	912833DD9	US TREASURY STRIP		02/15/13	2.399	\$ 10,000.00	\$ 8,900.00	\$ 9,863.90	03/27/08
185262	302	DPTF	912833DD9	US TREASURY STRIP		02/15/13	2.630	\$ 50,000.00	\$ 44,009.00	\$ 49,319.50	03/28/08
185589	302	DPTF	912833DD9	US TREASURY STRIP		02/15/13	2.550	\$ 50,000.00	\$ 44,237.00	\$ 49,319.50	04/16/08
185608	302	DPTF	912833DD9	US TREASURY STRIP		02/15/13	2.509	\$ 10,000.00	\$ 8,865.00	\$ 9,863.90	04/16/08
185875	302	DPTF	912833DD9	US TREASURY STRIP		02/15/13	3.070	\$ 25,000.00	\$ 21,599.00	\$ 24,659.75	04/28/08
190589	302	DPTF	912833DD9	US TREASURY STRIP		02/15/13	1.890	\$ 50,000.00	\$ 46,404.00	\$ 49,319.50	02/27/09
190820	302	DPTF	912833DD9	US TREASURY STRIP		02/15/13	1.925	\$ 50,000.00	\$ 46,392.50	\$ 49,319.50	03/20/09
190946	302	DPTF	912833DD9	US TREASURY STRIP		02/15/13	1.860	\$ 100,000.00	\$ 93,066.00	\$ 98,639.00	03/30/09
191112	302	DPTF	912833DD9	US TREASURY STRIP		02/15/13	1.547	\$ 5,000.00	\$ 4,712.50	\$ 4,931.95	04/13/09
191199	302	DPTF	912833DD9	US TREASURY STRIP		02/15/13	1.836	\$ 50,000.00	\$ 46,617.00	\$ 49,319.50	04/16/09
191850	302	DPTF	912833DD9	US TREASURY STRIP		02/15/13	1.653	\$ 50,000.00	\$ 46,958.00	\$ 49,319.50	04/24/09
194845	302	DPTF	912833DD9	US TREASURY STRIP		02/15/13	1.440	\$ 100,000.00	\$ 95,761.00	\$ 98,639.00	02/08/10
195170	302	DPTF	912833DD9	US TREASURY STRIP		02/15/13	1.340	\$ 50,000.00	\$ 48,064.50	\$ 49,319.50	03/03/10
195378	302	DPTF	912833DD9	US TREASURY STRIP		02/15/13	1.323	\$ 100,000.00	\$ 96,208.00	\$ 98,639.00	03/12/10
195849	302	DPTF	912833DD9	US TREASURY STRIP		02/15/13	1.576	\$ 50,000.00	\$ 47,807.00	\$ 49,319.50	04/08/10

PGM: INVS_MONTHEND_INVENTORY
 SOURCE: VisualQED
 MODEL: INVENTORY
 BASIS: SETTLEMENT
 AS-OF: 1/31/2011

JOSH MANDEL
 TREASURER, STATE OF OHIO

INVESTMENT INVENTORY
 SETTLED POSITIONS AS OF: 1/31/11

INVT#	FUND	FUND	CUSIP	DESCRIPTION	RATE	MATURITY	YIELD	PAR AMOUNT	BOOK VALUE	MARKET VALUE	1ST PUR
196874	302	DPTF	912833DD9	US TREASURY STRIP		02/15/13	1.405	\$ 50,000.00	\$ 48,081.00	\$ 49,319.50	04/30/10
181854	302	DPTF	912820HX8	US TREASURY STRIP (P)		05/15/13	4.780	\$ 100,000.00	\$ 76,058.00	\$ 98,558.00	07/30/07
181159	302	DPTF	912833KA7	US TREASURY STRIP		05/15/13	4.782	\$ 50,000.00	\$ 37,732.00	\$ 49,155.00	05/31/07
181407	302	DPTF	912833KA7	US TREASURY STRIP		05/15/13	5.030	\$ 50,000.00	\$ 37,323.50	\$ 49,155.00	06/26/07
181548	302	DPTF	912833KA7	US TREASURY STRIP		05/15/13	4.899	\$ 50,000.00	\$ 37,655.00	\$ 49,155.00	07/06/07
186409	302	DPTF	912833KA7	US TREASURY STRIP		05/15/13	3.050	\$ 50,000.00	\$ 43,020.00	\$ 49,155.00	05/27/08
186657	302	DPTF	912833KA7	US TREASURY STRIP		05/15/13	3.280	\$ 25,000.00	\$ 21,293.75	\$ 24,577.50	06/09/08
187220	302	DPTF	912833KA7	US TREASURY STRIP		05/15/13	3.257	\$ 10,000.00	\$ 8,551.00	\$ 9,831.00	07/11/08
192206	302	DPTF	912833KA7	US TREASURY STRIP		05/15/13	1.930	\$ 150,000.00	\$ 138,891.00	\$ 147,465.00	05/13/09
193227	302	DPTF	912833KA7	US TREASURY STRIP		05/15/13	2.145	\$ 50,000.00	\$ 46,163.42	\$ 49,155.00	08/18/09
197090	302	DPTF	912833KA7	US TREASURY STRIP		05/15/13	1.348	\$ 306,000.00	\$ 293,870.77	\$ 300,828.60	05/11/10
197183	302	DPTF	912833KA7	US TREASURY STRIP		05/15/13	1.362	\$ 25,000.00	\$ 24,001.50	\$ 24,577.50	05/14/10
198366	302	DPTF	912833KA7	US TREASURY STRIP		05/15/13	0.899	\$ 50,000.00	\$ 48,727.00	\$ 49,155.00	06/30/10
198692	302	DPTF	912833KA7	US TREASURY STRIP		05/15/13	0.966	\$ 100,000.00	\$ 97,301.00	\$ 98,310.00	07/13/10
186326	305	DPTF	912833KA7	US TREASURY STRIP		05/15/13	3.218	\$ 7,538,000.00	\$ 6,429,838.62	\$ 7,410,607.80	05/22/08
178325	302	DPTF	912820JE8	US TREASURY STRIP (P)		08/15/13	4.550	\$ 50,000.00	\$ 36,715.50	\$ 49,049.50	10/04/06
178579	302	DPTF	912820JE8	US TREASURY STRIP (P)		08/15/13	4.765	\$ 138,000.00	\$ 100,165.92	\$ 135,376.62	10/26/06
182213	302	DPTF	912820JE8	US TREASURY STRIP (P)		08/15/13	4.340	\$ 100,000.00	\$ 77,407.00	\$ 98,099.00	08/28/07
182544	302	DPTF	912820JE8	US TREASURY STRIP (P)		08/15/13	4.405	\$ 100,000.00	\$ 77,370.00	\$ 98,099.00	09/25/07
182749	302	DPTF	912820JE8	US TREASURY STRIP (P)		08/15/13	4.240	\$ 100,000.00	\$ 78,198.00	\$ 98,099.00	10/05/07
178989	302	DPTF	912833DE7	US TREASURY STRIP		08/15/13	4.485	\$ 50,000.00	\$ 37,121.50	\$ 48,954.50	11/28/06
188060	302	DPTF	912833DE7	US TREASURY STRIP		08/15/13	2.853	\$ 50,000.00	\$ 43,500.00	\$ 48,954.50	09/15/08
193246	302	DPTF	912833DE7	US TREASURY STRIP		08/15/13	2.223	\$ 100,000.00	\$ 91,552.25	\$ 97,909.00	08/18/09
199553	302	DPTF	912833DE7	US TREASURY STRIP		08/15/13	0.845	\$ 50,000.00	\$ 48,749.00	\$ 48,954.50	08/13/10
200615	302	DPTF	912833DE7	US TREASURY STRIP		08/15/13	0.695	\$ 100,000.00	\$ 98,014.00	\$ 97,909.00	09/24/10
188155	305	DPTF	912833DE7	US TREASURY STRIP		08/15/13	2.602	\$ 576,000.00	\$ 507,507.84	\$ 563,955.84	09/22/08
179287	302	DPTF	912820JN8	US TREASURY STRIP (P)		11/15/13	4.516	\$ 250,000.00	\$ 183,630.00	\$ 244,227.50	12/18/06
183723	302	DPTF	912833KB5	US TREASURY STRIP		11/15/13	3.557	\$ 50,000.00	\$ 40,545.00	\$ 48,743.00	12/05/07
183930	302	DPTF	912833KB5	US TREASURY STRIP		11/15/13	3.790	\$ 100,000.00	\$ 80,110.00	\$ 97,486.00	12/19/07
184220	302	DPTF	912833KB5	US TREASURY STRIP		11/15/13	3.339	\$ 150,000.00	\$ 123,600.00	\$ 146,229.00	01/10/08
189207	302	DPTF	912833KB5	US TREASURY STRIP		11/15/13	2.290	\$ 100,000.00	\$ 89,273.00	\$ 97,486.00	11/21/08
189252	302	DPTF	912833KB5	US TREASURY STRIP		11/15/13	2.193	\$ 5,000.00	\$ 4,485.00	\$ 4,874.30	11/21/08
189952	302	DPTF	912833KB5	US TREASURY STRIP		11/15/13	1.780	\$ 250,000.00	\$ 229,452.50	\$ 243,715.00	01/12/09
190240	302	DPTF	912833KB5	US TREASURY STRIP		11/15/13	1.910	\$ 100,000.00	\$ 91,321.00	\$ 97,486.00	02/04/09
194186	302	DPTF	912833KB5	US TREASURY STRIP		11/15/13	1.853	\$ 100,000.00	\$ 92,932.00	\$ 97,486.00	11/24/09
194719	302	DPTF	912833KB5	US TREASURY STRIP		11/15/13	1.860	\$ 50,000.00	\$ 46,607.00	\$ 48,743.00	01/28/10
201917	302	DPTF	912833KB5	US TREASURY STRIP		11/15/13	0.660	\$ 50,000.00	\$ 49,023.00	\$ 48,743.00	11/17/10
202140	302	DPTF	912833KB5	US TREASURY STRIP		11/15/13	0.775	\$ 50,000.00	\$ 48,862.50	\$ 48,743.00	11/24/10
203380	302	DPTF	912833KB5	US TREASURY STRIP		11/15/13	0.969	\$ 100,000.00	\$ 97,342.00	\$ 97,486.00	01/31/11
180361	302	DPTF	912820JX6	US TREASURY STRIP (P)		02/15/14	4.570	\$ 50,000.00	\$ 36,656.50	\$ 48,541.50	04/03/07
180513	302	DPTF	912833DF4	US TREASURY STRIP		02/15/14	4.710	\$ 100,000.00	\$ 72,711.00	\$ 96,894.00	02/12/07
180729	302	DPTF	912833DF4	US TREASURY STRIP		02/15/14	4.565	\$ 100,000.00	\$ 73,585.00	\$ 96,894.00	04/30/07
184831	302	DPTF	912833DF4	US TREASURY STRIP		02/15/14	3.290	\$ 10,000.00	\$ 8,231.40	\$ 9,689.40	02/28/08
185221	302	DPTF	912833DF4	US TREASURY STRIP		02/15/14	2.558	\$ 10,000.00	\$ 8,610.00	\$ 9,689.40	03/27/08
185263	302	DPTF	912833DF4	US TREASURY STRIP		02/15/14	2.870	\$ 50,000.00	\$ 42,281.00	\$ 48,447.00	03/28/08
185590	302	DPTF	912833DF4	US TREASURY STRIP		02/15/14	2.785	\$ 50,000.00	\$ 42,551.00	\$ 48,447.00	04/16/08
185609	302	DPTF	912833DF4	US TREASURY STRIP		02/15/14	2.674	\$ 50,000.00	\$ 8,565.00	\$ 9,689.40	04/16/08
185876	302	DPTF	912833DF4	US TREASURY STRIP		02/15/14	3.300	\$ 25,000.00	\$ 20,677.75	\$ 24,223.50	04/28/08
190590	302	DPTF	912833DF4	US TREASURY STRIP		02/15/14	2.303	\$ 50,000.00	\$ 44,624.50	\$ 48,447.00	02/27/09
190821	302	DPTF	912833DF4	US TREASURY STRIP		02/15/14	2.285	\$ 50,000.00	\$ 44,723.00	\$ 48,447.00	03/20/09
190947	302	DPTF	912833DF4	US TREASURY STRIP		02/15/14	2.230	\$ 100,000.00	\$ 89,740.00	\$ 96,894.00	03/30/09
191113	302	DPTF	912833DF4	US TREASURY STRIP		02/15/14	1.957	\$ 5,000.00	\$ 4,550.00	\$ 4,844.70	04/13/09
191200	302	DPTF	912833DF4	US TREASURY STRIP		02/15/14	2.237	\$ 50,000.00	\$ 44,902.00	\$ 48,447.00	04/16/09
191851	302	DPTF	912833DF4	US TREASURY STRIP		02/15/14	2.087	\$ 50,000.00	\$ 45,245.50	\$ 48,447.00	04/24/09
194846	302	DPTF	912833DF4	US TREASURY STRIP		02/15/14	2.020	\$ 100,000.00	\$ 92,240.00	\$ 96,894.00	02/08/10
195171	302	DPTF	912833DF4	US TREASURY STRIP		02/15/14	1.937	\$ 50,000.00	\$ 46,328.50	\$ 48,447.00	03/03/10

PGM: INVS_MONTHEND_INVENTORY
 SOURCE: VisualQED
 MODEL: INVENTORY
 BASIS: SETTLEMENT
 AS-OF: 1/31/2011

JOSH MANDEL
 TREASURER, STATE OF OHIO

INVESTMENT INVENTORY
 SETTLED POSITIONS AS OF: 1/31/11

INVT#	FUND	FUND	CUSIP	DESCRIPTION	RATE	MATURITY	YIELD	PAR AMOUNT	BOOK VALUE	MARKET VALUE	1ST PUR
195379	302	DPTF	912833DF4	US TREASURY STRIP		02/15/14	1.896	\$ 100,000.00	\$ 92,850.00	\$ 96,894.00	03/12/10
195850	302	DPTF	912833DF4	US TREASURY STRIP		02/15/14	2.178	\$ 50,000.00	\$ 45,992.00	\$ 48,447.00	04/08/10
196875	302	DPTF	912833DF4	US TREASURY STRIP		02/15/14	1.955	\$ 50,000.00	\$ 46,441.00	\$ 48,447.00	04/30/10
181160	302	DPTF	912833KC3	US TREASURY STRIP		05/15/14	4.850	\$ 50,000.00	\$ 35,825.50	\$ 48,066.00	05/31/07
181408	302	DPTF	912833KC3	US TREASURY STRIP		05/15/14	5.115	\$ 50,000.00	\$ 35,312.50	\$ 48,066.00	06/26/07
181549	302	DPTF	912833KC3	US TREASURY STRIP		05/15/14	4.975	\$ 50,000.00	\$ 35,695.00	\$ 48,066.00	07/06/07
181855	302	DPTF	912833KC3	US TREASURY STRIP		05/15/14	4.860	\$ 100,000.00	\$ 72,165.00	\$ 96,132.00	07/30/07
186410	302	DPTF	912833KC3	US TREASURY STRIP		05/15/14	3.240	\$ 50,000.00	\$ 41,274.00	\$ 48,066.00	05/27/08
186658	302	DPTF	912833KC3	US TREASURY STRIP		05/15/14	3.320	\$ 25,000.00	\$ 20,564.00	\$ 24,033.00	06/09/08
187221	302	DPTF	912833KC3	US TREASURY STRIP		05/15/14	3.437	\$ 10,000.00	\$ 8,193.90	\$ 9,613.20	07/11/08
192207	302	DPTF	912833KC3	US TREASURY STRIP		05/15/14	2.446	\$ 150,000.00	\$ 132,813.00	\$ 144,198.00	05/13/09
193228	302	DPTF	912833KC3	US TREASURY STRIP		05/15/14	2.705	\$ 50,000.00	\$ 44,018.75	\$ 48,066.00	08/18/09
197092	302	DPTF	912833KC3	US TREASURY STRIP		05/15/14	1.865	\$ 306,000.00	\$ 284,045.11	\$ 294,163.92	05/11/10
197184	302	DPTF	912833KC3	US TREASURY STRIP		05/15/14	1.913	\$ 25,000.00	\$ 23,165.50	\$ 24,033.00	05/14/10
198368	302	DPTF	912833KC3	US TREASURY STRIP		05/15/14	1.400	\$ 50,000.00	\$ 47,368.50	\$ 48,066.00	06/30/10
198693	302	DPTF	912833KC3	US TREASURY STRIP		05/15/14	1.494	\$ 100,000.00	\$ 94,445.00	\$ 96,132.00	07/13/10
186327	305	DPTF	912833KC3	US TREASURY STRIP		05/15/14	3.444	\$ 7,538,000.00	\$ 6,145,505.26	\$ 7,246,430.16	05/22/08
178326	302	DPTF	912833DG2	US TREASURY STRIP		08/15/14	4.630	\$ 50,000.00	\$ 34,885.50	\$ 47,769.00	10/04/06
178580	302	DPTF	912833DG2	US TREASURY STRIP		08/15/14	4.783	\$ 138,000.00	\$ 95,427.00	\$ 131,842.44	10/26/06
178990	302	DPTF	912833DG2	US TREASURY STRIP		08/15/14	4.555	\$ 50,000.00	\$ 35,324.00	\$ 47,769.00	11/28/06
182214	302	DPTF	912833DG2	US TREASURY STRIP		08/15/14	4.490	\$ 100,000.00	\$ 73,399.00	\$ 95,538.00	08/28/07
182545	302	DPTF	912833DG2	US TREASURY STRIP		08/15/14	4.520	\$ 100,000.00	\$ 73,500.00	\$ 95,538.00	09/25/07
182750	302	DPTF	912833DG2	US TREASURY STRIP		08/15/14	4.377	\$ 100,000.00	\$ 74,296.00	\$ 95,538.00	10/05/07
188061	302	DPTF	912833DG2	US TREASURY STRIP		08/15/14	3.092	\$ 50,000.00	\$ 41,700.00	\$ 47,769.00	09/15/08
193247	302	DPTF	912833DG2	US TREASURY STRIP		08/15/14	2.725	\$ 100,000.00	\$ 87,362.25	\$ 95,538.00	08/18/09
199554	302	DPTF	912833DG2	US TREASURY STRIP		08/15/14	1.260	\$ 50,000.00	\$ 47,546.50	\$ 47,769.00	08/13/10
200616	302	DPTF	912833DG2	US TREASURY STRIP		08/15/14	1.092	\$ 100,000.00	\$ 95,849.00	\$ 95,538.00	09/24/10
188156	305	DPTF	912833DG2	US TREASURY STRIP		08/15/14	2.917	\$ 576,000.00	\$ 485,579.52	\$ 550,298.88	09/22/08
179288	302	DPTF	912833KD1	US TREASURY STRIP		11/15/14	4.529	\$ 250,000.00	\$ 175,435.00	\$ 236,592.50	12/18/06
179694	302	DPTF	912833KD1	US TREASURY STRIP		11/15/14	4.848	\$ 150,000.00	\$ 103,281.00	\$ 141,955.50	01/31/07
183724	302	DPTF	912833KD1	US TREASURY STRIP		11/15/14	3.788	\$ 50,000.00	\$ 38,530.00	\$ 47,318.50	12/05/07
183931	302	DPTF	912833KD1	US TREASURY STRIP		11/15/14	4.220	\$ 100,000.00	\$ 74,944.00	\$ 94,637.00	12/19/07
184221	302	DPTF	912833KD1	US TREASURY STRIP		11/15/14	3.601	\$ 150,000.00	\$ 117,480.00	\$ 141,955.50	01/10/08
189208	302	DPTF	912833KD1	US TREASURY STRIP		11/15/14	2.680	\$ 100,000.00	\$ 85,275.00	\$ 94,637.00	11/21/08
189253	302	DPTF	912833KD1	US TREASURY STRIP		11/15/14	2.655	\$ 5,000.00	\$ 4,270.00	\$ 4,731.85	11/21/08
189953	302	DPTF	912833KD1	US TREASURY STRIP		11/15/14	2.322	\$ 250,000.00	\$ 218,462.50	\$ 236,592.50	01/12/09
190241	302	DPTF	912833KD1	US TREASURY STRIP		11/15/14	2.510	\$ 100,000.00	\$ 86,582.00	\$ 94,637.00	02/04/09
194187	302	DPTF	912833KD1	US TREASURY STRIP		11/15/14	2.264	\$ 100,000.00	\$ 89,403.00	\$ 94,637.00	11/24/09
194720	302	DPTF	912833KD1	US TREASURY STRIP		11/15/14	2.328	\$ 50,000.00	\$ 44,746.50	\$ 47,318.50	01/28/10
201919	302	DPTF	912833KD1	US TREASURY STRIP		11/15/14	0.960	\$ 50,000.00	\$ 48,123.50	\$ 47,318.50	11/17/10
202141	302	DPTF	912833KD1	US TREASURY STRIP		11/15/14	1.166	\$ 50,000.00	\$ 47,742.00	\$ 47,318.50	11/24/10
203381	302	DPTF	912833KD1	US TREASURY STRIP		11/15/14	1.514	\$ 100,000.00	\$ 94,448.00	\$ 94,637.00	01/31/11
180514	302	DPTF	912803AA1	US TREASURY STRIP (P)		02/15/15	4.765	\$ 100,000.00	\$ 69,112.00	\$ 94,005.00	04/12/07
180730	302	DPTF	912803AA1	US TREASURY STRIP (P)		02/15/15	4.640	\$ 100,000.00	\$ 69,936.00	\$ 94,005.00	04/30/07
195172	302	DPTF	912803AA1	US TREASURY STRIP (P)		02/15/15	2.381	\$ 50,000.00	\$ 44,465.50	\$ 47,002.50	03/03/10
180362	302	DPTF	912833DH0	US TREASURY STRIP		02/15/15	4.630	\$ 50,000.00	\$ 34,875.50	\$ 46,941.50	04/03/07
184832	302	DPTF	912833DH0	US TREASURY STRIP		02/15/15	3.640	\$ 10,000.00	\$ 7,778.51	\$ 9,388.30	02/28/08
185222	302	DPTF	912833DH0	US TREASURY STRIP		02/15/15	2.777	\$ 10,000.00	\$ 8,270.00	\$ 9,388.30	03/27/08
185265	302	DPTF	912833DH0	US TREASURY STRIP		02/15/15	3.150	\$ 50,000.00	\$ 40,320.00	\$ 46,941.50	03/28/08
185591	302	DPTF	912833DH0	US TREASURY STRIP		02/15/15	3.100	\$ 50,000.00	\$ 40,522.00	\$ 46,941.50	04/16/08
185610	302	DPTF	912833DH0	US TREASURY STRIP		02/15/15	2.935	\$ 10,000.00	\$ 8,195.00	\$ 9,388.30	04/16/08
185877	302	DPTF	912833DH0	US TREASURY STRIP		02/15/15	3.463	\$ 25,000.00	\$ 19,794.75	\$ 23,470.75	04/28/08
190591	302	DPTF	912833DH0	US TREASURY STRIP		02/15/15	2.687	\$ 50,000.00	\$ 42,639.50	\$ 46,941.50	02/27/09
190822	302	DPTF	912833DH0	US TREASURY STRIP		02/15/15	2.675	\$ 50,000.00	\$ 42,734.50	\$ 46,941.50	03/20/09
190948	302	DPTF	912833DH0	US TREASURY STRIP		02/15/15	2.290	\$ 100,000.00	\$ 87,466.00	\$ 93,883.00	03/30/09
191114	302	DPTF	912833DH0	US TREASURY STRIP		02/15/15	2.200	\$ 5,000.00	\$ 4,400.00	\$ 4,694.15	04/13/09

PGM: INVS_MONTHEND_INVENTORY
 SOURCE: VisualQED
 MODEL: INVENTORY
 BASIS: SETTLEMENT
 AS-OF: 1/31/2011

JOSH MANDEL
 TREASURER, STATE OF OHIO

INVESTMENT INVENTORY
 SETTLED POSITIONS AS OF: 1/31/11

INVST#	FUND	FUND	CUSIP	DESCRIPTION	RATE	MATURITY	YIELD	PAR AMOUNT	BOOK VALUE	MARKET VALUE	1ST PUR
191201	302	DPTF	912833DH0	US TREASURY STRIP		02/15/15	2.407	\$ 50,000.00	\$ 43,484.50	\$ 46,941.50	04/16/09
191852	302	DPTF	912833DH0	US TREASURY STRIP		02/15/15	2.215	\$ 50,000.00	\$ 43,990.50	\$ 46,941.50	04/24/09
194847	302	DPTF	912833DH0	US TREASURY STRIP		02/15/15	2.460	\$ 100,000.00	\$ 88,452.00	\$ 93,883.00	02/08/10
195380	302	DPTF	912833DH0	US TREASURY STRIP		02/15/15	2.369	\$ 100,000.00	\$ 89,034.00	\$ 93,883.00	03/12/10
195851	302	DPTF	912833DH0	US TREASURY STRIP		02/15/15	3.664	\$ 50,000.00	\$ 41,918.00	\$ 46,941.50	04/08/10
196876	302	DPTF	912833DH0	US TREASURY STRIP		02/15/15	2.470	\$ 50,000.00	\$ 44,447.00	\$ 46,941.50	04/30/10
181161	302	DPTF	912833KE9	US TREASURY STRIP		05/15/15	4.870	\$ 50,000.00	\$ 34,096.00	\$ 46,526.00	05/31/07
181409	302	DPTF	912833KE9	US TREASURY STRIP		05/15/15	5.165	\$ 50,000.00	\$ 33,444.50	\$ 46,526.00	06/26/07
181550	302	DPTF	912833KE9	US TREASURY STRIP		05/15/15	5.031	\$ 50,000.00	\$ 33,836.00	\$ 46,526.00	07/06/07
181856	302	DPTF	912833KE9	US TREASURY STRIP		05/15/15	4.920	\$ 100,000.00	\$ 68,468.00	\$ 93,052.00	07/30/07
186411	302	DPTF	912833KE9	US TREASURY STRIP		05/15/15	3.620	\$ 50,000.00	\$ 38,941.50	\$ 46,526.00	05/27/08
186659	302	DPTF	912833KE9	US TREASURY STRIP		05/15/15	3.725	\$ 25,000.00	\$ 19,356.50	\$ 23,263.00	06/09/08
187222	302	DPTF	912833KE9	US TREASURY STRIP		05/15/15	3.659	\$ 10,000.00	\$ 7,802.00	\$ 9,305.20	07/11/08
192208	302	DPTF	912833KE9	US TREASURY STRIP		05/15/15	2.651	\$ 150,000.00	\$ 128,058.00	\$ 139,578.00	05/13/09
193229	302	DPTF	912833KE9	US TREASURY STRIP		05/15/15	3.081	\$ 50,000.00	\$ 41,949.46	\$ 46,526.00	08/18/09
197094	302	DPTF	912833KE9	US TREASURY STRIP		05/15/15	2.316	\$ 306,000.00	\$ 272,649.67	\$ 284,739.12	05/11/10
197185	302	DPTF	912833KE9	US TREASURY STRIP		05/15/15	2.338	\$ 25,000.00	\$ 22,255.50	\$ 23,263.00	05/14/10
198369	302	DPTF	912833KE9	US TREASURY STRIP		05/15/15	1.828	\$ 50,000.00	\$ 45,755.50	\$ 46,526.00	06/30/10
198695	302	DPTF	912833KE9	US TREASURY STRIP		05/15/15	1.893	\$ 100,000.00	\$ 91,285.00	\$ 93,052.00	07/13/10
186328	305	DPTF	912833KE9	US TREASURY STRIP		05/15/15	3.640	\$ 7,538,000.00	\$ 5,859,890.44	\$ 7,014,259.76	05/22/08
182546	302	DPTF	912803AC7	US TREASURY STRIP (P)		08/15/15	4.694	\$ 100,000.00	\$ 69,350.00	\$ 92,255.00	09/25/07
178327	302	DPTF	912833JT8	US TREASURY STRIP		08/15/15	4.660	\$ 50,000.00	\$ 33,238.00	\$ 46,057.00	10/04/06
178581	302	DPTF	912833JT8	US TREASURY STRIP		08/15/15	4.806	\$ 138,000.00	\$ 90,841.26	\$ 127,117.32	10/26/06
178991	302	DPTF	912833JT8	US TREASURY STRIP		08/15/15	4.580	\$ 50,000.00	\$ 33,696.50	\$ 46,057.00	11/28/06
182215	302	DPTF	912833JT8	US TREASURY STRIP		08/15/15	4.620	\$ 100,000.00	\$ 69,504.00	\$ 92,114.00	08/28/07
182751	302	DPTF	912833JT8	US TREASURY STRIP		08/15/15	4.513	\$ 100,000.00	\$ 70,412.00	\$ 92,114.00	10/05/07
188062	302	DPTF	912833JT8	US TREASURY STRIP		08/15/15	3.285	\$ 50,000.00	\$ 39,911.37	\$ 46,057.00	09/15/08
193248	302	DPTF	912833JT8	US TREASURY STRIP		08/15/15	3.088	\$ 100,000.00	\$ 83,227.25	\$ 92,114.00	08/18/09
199555	302	DPTF	912833JT8	US TREASURY STRIP		08/15/15	1.630	\$ 50,000.00	\$ 46,097.50	\$ 46,057.00	08/13/10
200617	302	DPTF	912833JT8	US TREASURY STRIP		08/15/15	1.420	\$ 100,000.00	\$ 93,313.00	\$ 92,114.00	09/24/10
188157	305	DPTF	912833JT8	US TREASURY STRIP		08/15/15	3.147	\$ 576,000.00	\$ 464,405.76	\$ 530,576.64	09/22/08
183725	302	DPTF	912803AE3	US TREASURY STRIP (P)		11/15/15	4.004	\$ 50,000.00	\$ 36,490.00	\$ 45,710.00	12/05/07
194188	302	DPTF	912803AE3	US TREASURY STRIP (P)		11/15/15	2.669	\$ 100,000.00	\$ 85,347.00	\$ 91,420.00	11/24/09
194721	302	DPTF	912803AE3	US TREASURY STRIP (P)		11/15/15	2.800	\$ 50,000.00	\$ 42,559.00	\$ 45,710.00	01/28/10
179289	302	DPTF	912833KF6	US TREASURY STRIP		11/15/15	4.583	\$ 250,000.00	\$ 166,962.50	\$ 228,117.50	12/18/06
179695	302	DPTF	912833KF6	US TREASURY STRIP		11/15/15	4.890	\$ 150,000.00	\$ 98,097.00	\$ 136,870.50	01/31/07
183932	302	DPTF	912833KF6	US TREASURY STRIP		11/15/15	4.270	\$ 100,000.00	\$ 71,601.00	\$ 91,247.00	12/19/07
184222	302	DPTF	912833KF6	US TREASURY STRIP		11/15/15	3.857	\$ 150,000.00	\$ 111,150.00	\$ 136,870.50	01/10/08
189209	302	DPTF	912833KF6	US TREASURY STRIP		11/15/15	3.720	\$ 100,000.00	\$ 77,306.00	\$ 91,247.00	11/21/08
189255	302	DPTF	912833KF6	US TREASURY STRIP		11/15/15	3.478	\$ 5,000.00	\$ 3,930.00	\$ 4,562.35	11/21/08
189954	302	DPTF	912833KF6	US TREASURY STRIP		11/15/15	2.633	\$ 250,000.00	\$ 209,050.00	\$ 228,117.50	01/12/09
190242	302	DPTF	912833KF6	US TREASURY STRIP		11/15/15	2.935	\$ 100,000.00	\$ 82,083.00	\$ 91,247.00	02/04/09
201921	302	DPTF	912833KF6	US TREASURY STRIP		11/15/15	1.280	\$ 50,000.00	\$ 46,913.00	\$ 45,623.50	11/17/10
202142	302	DPTF	912833KF6	US TREASURY STRIP		11/15/15	1.528	\$ 50,000.00	\$ 46,353.50	\$ 45,623.50	11/24/10
203382	302	DPTF	912833KF6	US TREASURY STRIP		11/15/15	1.954	\$ 100,000.00	\$ 91,111.00	\$ 91,247.00	01/31/11
180363	302	DPTF	912833KG4	US TREASURY STRIP		02/15/16	4.660	\$ 50,000.00	\$ 33,228.50	\$ 45,121.00	04/03/07
180515	302	DPTF	912833KG4	US TREASURY STRIP		02/15/16	4.785	\$ 100,000.00	\$ 65,819.00	\$ 90,242.00	04/12/07
180731	302	DPTF	912833KG4	US TREASURY STRIP		02/15/16	4.655	\$ 100,000.00	\$ 66,715.00	\$ 90,242.00	04/30/07
184833	302	DPTF	912833KG4	US TREASURY STRIP		02/15/16	4.070	\$ 10,000.00	\$ 7,255.01	\$ 9,024.20	02/28/08
185223	302	DPTF	912833KG4	US TREASURY STRIP		02/15/16	3.316	\$ 10,000.00	\$ 7,715.00	\$ 9,024.20	03/27/08
185266	302	DPTF	912833KG4	US TREASURY STRIP		02/15/16	3.400	\$ 50,000.00	\$ 38,328.50	\$ 45,121.00	03/28/08
185592	302	DPTF	912833KG4	US TREASURY STRIP		02/15/16	3.400	\$ 50,000.00	\$ 38,396.00	\$ 45,121.00	04/16/08
185611	302	DPTF	912833KG4	US TREASURY STRIP		02/15/16	3.316	\$ 10,000.00	\$ 7,729.00	\$ 9,024.20	04/16/08
185878	302	DPTF	912833KG4	US TREASURY STRIP		02/15/16	3.700	\$ 25,000.00	\$ 18,782.75	\$ 22,560.50	04/28/08
190592	302	DPTF	912833KG4	US TREASURY STRIP		02/15/16	3.072	\$ 50,000.00	\$ 40,431.00	\$ 45,121.00	02/27/09
190823	302	DPTF	912833KG4	US TREASURY STRIP		02/15/16	3.030	\$ 50,000.00	\$ 40,620.00	\$ 45,121.00	03/20/09

PGM: INVS_MONTHEND_INVENTORY
 SOURCE: VisualQED
 MODEL: INVENTORY
 BASIS: SETTLEMENT
 AS-OF: 1/31/2011

JOSH MANDEL
 TREASURER, STATE OF OHIO

INVESTMENT INVENTORY
 SETTLED POSITIONS AS OF: 1/31/11

INVST#	FUND	FUND	CUSIP	DESCRIPTION	RATE	MATURITY	YIELD	PAR AMOUNT	BOOK VALUE	MARKET VALUE	1ST PUR
190949	302	DPTF	912833KG4	US TREASURY STRIP		02/15/16	2.730	\$ 100,000.00	\$ 82,979.00	\$ 90,242.00	03/30/09
191115	302	DPTF	912833KG4	US TREASURY STRIP		02/15/16	2.564	\$ 5,000.00	\$ 4,200.00	\$ 4,512.10	04/13/09
191202	302	DPTF	912833KG4	US TREASURY STRIP		02/15/16	2.767	\$ 50,000.00	\$ 41,439.00	\$ 45,121.00	04/16/09
191853	302	DPTF	912833KG4	US TREASURY STRIP		02/15/16	2.581	\$ 50,000.00	\$ 41,986.00	\$ 45,121.00	04/24/09
194848	302	DPTF	912833KG4	US TREASURY STRIP		02/15/16	2.930	\$ 100,000.00	\$ 83,939.00	\$ 90,242.00	02/08/10
195173	302	DPTF	912833KG4	US TREASURY STRIP		02/15/16	2.842	\$ 50,000.00	\$ 42,265.50	\$ 45,121.00	03/03/10
195381	302	DPTF	912833KG4	US TREASURY STRIP		02/15/16	2.812	\$ 100,000.00	\$ 84,737.00	\$ 90,242.00	03/12/10
195852	302	DPTF	912833KG4	US TREASURY STRIP		02/15/16	3.097	\$ 50,000.00	\$ 41,765.00	\$ 45,121.00	04/08/10
196877	302	DPTF	912833KG4	US TREASURY STRIP		02/15/16	2.870	\$ 50,000.00	\$ 42,388.50	\$ 45,121.00	04/30/10
181551	302	DPTF	912803AH6	US TREASURY STRIP (P)		05/15/16	5.073	\$ 50,000.00	\$ 32,080.50	\$ 44,699.50	07/06/07
181857	302	DPTF	912803AH6	US TREASURY STRIP (P)		05/15/16	4.960	\$ 100,000.00	\$ 64,997.00	\$ 89,399.00	07/30/07
181162	302	DPTF	912833KH2	US TREASURY STRIP		05/15/16	4.900	\$ 50,000.00	\$ 32,409.00	\$ 44,618.00	05/31/07
181410	302	DPTF	912833KH2	US TREASURY STRIP		05/15/16	5.185	\$ 50,000.00	\$ 31,727.00	\$ 44,618.00	06/26/07
186412	302	DPTF	912833KH2	US TREASURY STRIP		05/15/16	3.800	\$ 50,000.00	\$ 37,044.00	\$ 44,618.00	05/27/08
186660	302	DPTF	912833KH2	US TREASURY STRIP		05/15/16	3.950	\$ 25,000.00	\$ 18,331.25	\$ 22,309.00	06/09/08
187223	302	DPTF	912833KH2	US TREASURY STRIP		05/15/16	3.904	\$ 10,000.00	\$ 7,383.60	\$ 8,923.60	07/11/08
192209	302	DPTF	912833KH2	US TREASURY STRIP		05/15/16	3.140	\$ 150,000.00	\$ 120,583.50	\$ 133,854.00	05/13/09
193230	302	DPTF	912833KH2	US TREASURY STRIP		05/15/16	3.412	\$ 50,000.00	\$ 39,802.56	\$ 44,618.00	08/18/09
197095	302	DPTF	912833KH2	US TREASURY STRIP		05/15/16	2.762	\$ 306,000.00	\$ 259,479.43	\$ 273,062.16	05/11/10
197186	302	DPTF	912833KH2	US TREASURY STRIP		05/15/16	2.782	\$ 25,000.00	\$ 21,179.50	\$ 22,309.00	05/14/10
198370	302	DPTF	912833KH2	US TREASURY STRIP		05/15/16	2.251	\$ 50,000.00	\$ 43,838.50	\$ 44,618.00	06/30/10
198696	302	DPTF	912833KH2	US TREASURY STRIP		05/15/16	2.296	\$ 100,000.00	\$ 87,519.00	\$ 89,236.00	07/13/10
186329	305	DPTF	912833KH2	US TREASURY STRIP		05/15/16	3.901	\$ 7,538,000.00	\$ 5,537,942.46	\$ 6,726,609.68	05/22/08
178328	302	DPTF	912833KJ8	US TREASURY STRIP		08/15/16	4.710	\$ 50,000.00	\$ 31,589.00	\$ 44,041.50	10/04/06
178582	302	DPTF	912833KJ8	US TREASURY STRIP		08/15/16	4.869	\$ 138,000.00	\$ 86,107.86	\$ 121,554.54	10/26/06
178992	302	DPTF	912833KJ8	US TREASURY STRIP		08/15/16	4.635	\$ 50,000.00	\$ 32,037.00	\$ 44,041.50	11/28/06
182216	302	DPTF	912833KJ8	US TREASURY STRIP		08/15/16	4.700	\$ 100,000.00	\$ 65,937.00	\$ 88,083.00	08/28/07
182547	302	DPTF	912833KJ8	US TREASURY STRIP		08/15/16	4.763	\$ 100,000.00	\$ 65,810.00	\$ 88,083.00	09/25/07
182752	302	DPTF	912833KJ8	US TREASURY STRIP		08/15/16	4.603	\$ 100,000.00	\$ 66,816.00	\$ 88,083.00	10/05/07
188063	302	DPTF	912833KJ8	US TREASURY STRIP		08/15/16	3.591	\$ 50,000.00	\$ 37,725.00	\$ 44,041.50	09/15/08
193249	302	DPTF	912833KJ8	US TREASURY STRIP		08/15/16	3.490	\$ 100,000.00	\$ 78,513.25	\$ 88,083.00	08/18/09
199556	302	DPTF	912833KJ8	US TREASURY STRIP		08/15/16	2.110	\$ 50,000.00	\$ 44,078.50	\$ 44,041.50	08/13/10
200618	302	DPTF	912833KJ8	US TREASURY STRIP		08/15/16	1.885	\$ 100,000.00	\$ 89,536.00	\$ 88,083.00	09/24/10
188158	305	DPTF	912833KJ8	US TREASURY STRIP		08/15/16	3.437	\$ 576,000.00	\$ 440,098.56	\$ 507,358.08	09/22/08
194189	302	DPTF	912803AK9	US TREASURY STRIP (P)		11/15/16	3.120	\$ 100,000.00	\$ 80,579.00	\$ 87,285.00	11/24/09
179290	302	DPTF	912833KK5	US TREASURY STRIP		11/15/16	4.629	\$ 250,000.00	\$ 158,857.50	\$ 217,790.00	12/18/06
183726	302	DPTF	912833KK5	US TREASURY STRIP		11/15/16	4.104	\$ 50,000.00	\$ 34,765.00	\$ 43,558.00	12/05/07
183933	302	DPTF	912833KK5	US TREASURY STRIP		11/15/16	4.400	\$ 100,000.00	\$ 67,866.00	\$ 87,116.00	12/19/07
184223	302	DPTF	912833KK5	US TREASURY STRIP		11/15/16	3.991	\$ 150,000.00	\$ 105,750.00	\$ 130,674.00	01/10/08
189210	302	DPTF	912833KK5	US TREASURY STRIP		11/15/16	4.070	\$ 100,000.00	\$ 72,494.00	\$ 87,116.00	11/21/08
189256	302	DPTF	912833KK5	US TREASURY STRIP		11/15/16	3.937	\$ 5,000.00	\$ 3,662.50	\$ 4,355.80	11/21/08
189955	302	DPTF	912833KK5	US TREASURY STRIP		11/15/16	2.960	\$ 250,000.00	\$ 198,562.50	\$ 217,790.00	01/12/09
190243	302	DPTF	912833KK5	US TREASURY STRIP		11/15/16	3.500	\$ 100,000.00	\$ 76,352.00	\$ 87,116.00	02/04/09
194722	302	DPTF	912833KK5	US TREASURY STRIP		11/15/16	3.184	\$ 50,000.00	\$ 40,340.00	\$ 43,558.00	01/28/10
201922	302	DPTF	912833KK5	US TREASURY STRIP		11/15/16	1.620	\$ 50,000.00	\$ 45,390.50	\$ 43,558.00	11/17/10
202143	302	DPTF	912833KK5	US TREASURY STRIP		11/15/16	1.932	\$ 50,000.00	\$ 44,573.50	\$ 43,558.00	11/24/10
203383	302	DPTF	912833KK5	US TREASURY STRIP		11/15/16	2.410	\$ 100,000.00	\$ 87,054.00	\$ 87,116.00	01/31/11
180364	302	DPTF	912833KL3	US TREASURY STRIP		02/15/17	4.700	\$ 50,000.00	\$ 31,610.50	\$ 42,946.50	04/03/07
180516	302	DPTF	912833KL3	US TREASURY STRIP		02/15/17	4.820	\$ 100,000.00	\$ 62,568.00	\$ 85,893.00	04/12/07
180732	302	DPTF	912833KL3	US TREASURY STRIP		02/15/17	4.680	\$ 100,000.00	\$ 63,562.00	\$ 85,893.00	04/30/07
184834	302	DPTF	912833KL3	US TREASURY STRIP		02/15/17	4.080	\$ 10,000.00	\$ 6,962.39	\$ 8,589.30	02/28/08
185224	302	DPTF	912833KL3	US TREASURY STRIP		02/15/17	3.699	\$ 10,000.00	\$ 7,220.00	\$ 8,589.30	03/27/08
185267	302	DPTF	912833KL3	US TREASURY STRIP		02/15/17	3.740	\$ 50,000.00	\$ 35,974.50	\$ 42,946.50	03/28/08
185593	302	DPTF	912833KL3	US TREASURY STRIP		02/15/17	3.695	\$ 50,000.00	\$ 36,185.00	\$ 42,946.50	04/16/08
185612	302	DPTF	912833KL3	US TREASURY STRIP		02/15/17	3.709	\$ 10,000.00	\$ 7,228.00	\$ 8,589.30	04/16/08
185879	302	DPTF	912833KL3	US TREASURY STRIP		02/15/17	4.020	\$ 25,000.00	\$ 17,613.25	\$ 21,473.25	04/28/08

PGM: INVS_MONTHEND_INVENTORY
 SOURCE: VisualQED
 MODEL: INVENTORY
 BASIS: SETTLEMENT
 AS-OF: 1/31/2011

JOSH MANDEL
 TREASURER, STATE OF OHIO

INVESTMENT INVENTORY
 SETTLED POSITIONS AS OF: 1/31/11

INVST#	FUND	FUND	CUSIP	DESCRIPTION	RATE	MATURITY	YIELD	PAR AMOUNT	BOOK VALUE	MARKET VALUE	1ST PUR
190593	302	DPTF	912833KL3	US TREASURY STRIP		02/15/17	3.304	\$ 50,000.00	\$ 38,510.00	\$ 42,946.50	02/27/09
190825	302	DPTF	912833KL3	US TREASURY STRIP		02/15/17	3.330	\$ 50,000.00	\$ 38,506.50	\$ 42,946.50	03/20/09
190950	302	DPTF	912833KL3	US TREASURY STRIP		02/15/17	3.020	\$ 100,000.00	\$ 78,960.00	\$ 85,893.00	03/30/09
191116	302	DPTF	912833KL3	US TREASURY STRIP		02/15/17	2.866	\$ 5,000.00	\$ 4,000.00	\$ 4,294.65	04/13/09
191203	302	DPTF	912833KL3	US TREASURY STRIP		02/15/17	3.142	\$ 50,000.00	\$ 39,164.50	\$ 42,946.50	04/16/09
191854	302	DPTF	912833KL3	US TREASURY STRIP		02/15/17	3.006	\$ 50,000.00	\$ 39,605.00	\$ 42,946.50	04/24/09
194849	302	DPTF	912833KL3	US TREASURY STRIP		02/15/17	3.530	\$ 100,000.00	\$ 78,223.00	\$ 85,893.00	02/08/10
195174	302	DPTF	912833KL3	US TREASURY STRIP		02/15/17	3.239	\$ 50,000.00	\$ 39,987.00	\$ 42,946.50	03/03/10
195384	302	DPTF	912833KL3	US TREASURY STRIP		02/15/17	3.244	\$ 100,000.00	\$ 80,008.00	\$ 85,893.00	03/12/10
195853	302	DPTF	912833KL3	US TREASURY STRIP		02/15/17	3.481	\$ 50,000.00	\$ 39,465.00	\$ 42,946.50	04/08/10
196878	302	DPTF	912833KL3	US TREASURY STRIP		02/15/17	3.195	\$ 50,000.00	\$ 40,311.00	\$ 42,946.50	04/30/10
181858	302	DPTF	912803AL7	US TREASURY STRIP (P)		05/15/17	5.010	\$ 100,000.00	\$ 61,594.00	\$ 85,095.00	07/30/07
197187	302	DPTF	912803AL7	US TREASURY STRIP (P)		05/15/17	3.104	\$ 25,000.00	\$ 20,149.50	\$ 21,273.75	05/14/10
198371	302	DPTF	912803AL7	US TREASURY STRIP (P)		05/15/17	2.526	\$ 50,000.00	\$ 42,075.00	\$ 42,547.50	06/30/10
181163	302	DPTF	912833KM1	US TREASURY STRIP		05/15/17	4.970	\$ 50,000.00	\$ 30,668.50	\$ 42,423.50	05/31/07
181411	302	DPTF	912833KM1	US TREASURY STRIP		05/15/17	5.255	\$ 50,000.00	\$ 29,941.00	\$ 42,423.50	06/26/07
181552	302	DPTF	912833KM1	US TREASURY STRIP		05/15/17	5.126	\$ 50,000.00	\$ 30,356.50	\$ 42,423.50	07/06/07
186414	302	DPTF	912833KM1	US TREASURY STRIP		05/15/17	4.090	\$ 50,000.00	\$ 34,777.00	\$ 42,423.50	05/27/08
186661	302	DPTF	912833KM1	US TREASURY STRIP		05/15/17	4.195	\$ 25,000.00	\$ 17,254.25	\$ 21,211.75	06/09/08
187224	302	DPTF	912833KM1	US TREASURY STRIP		05/15/17	4.139	\$ 10,000.00	\$ 6,960.30	\$ 8,484.70	07/11/08
192211	302	DPTF	912833KM1	US TREASURY STRIP		05/15/17	3.442	\$ 150,000.00	\$ 114,142.50	\$ 127,270.50	05/13/09
193231	302	DPTF	912833KM1	US TREASURY STRIP		05/15/17	3.775	\$ 50,000.00	\$ 37,430.74	\$ 42,423.50	08/18/09
197096	302	DPTF	912833KM1	US TREASURY STRIP		05/15/17	3.092	\$ 306,000.00	\$ 246,768.19	\$ 259,631.82	05/11/10
198697	302	DPTF	912833KM1	US TREASURY STRIP		05/15/17	2.578	\$ 100,000.00	\$ 83,929.00	\$ 84,847.00	07/13/10
186330	305	DPTF	912833KM1	US TREASURY STRIP		05/15/17	4.139	\$ 7,538,000.00	\$ 5,217,577.46	\$ 6,395,766.86	05/22/08
182548	302	DPTF	912803AM5	US TREASURY STRIP (P)		08/15/17	4.875	\$ 100,000.00	\$ 62,110.00	\$ 84,132.00	09/25/07
178329	302	DPTF	912833KN9	US TREASURY STRIP		08/15/17	4.750	\$ 50,000.00	\$ 30,024.50	\$ 41,938.50	10/04/06
178583	302	DPTF	912833KN9	US TREASURY STRIP		08/15/17	4.903	\$ 138,000.00	\$ 81,769.14	\$ 115,750.26	10/26/06
178993	302	DPTF	912833KN9	US TREASURY STRIP		08/15/17	4.655	\$ 50,000.00	\$ 30,538.00	\$ 41,938.50	11/28/06
182217	302	DPTF	912833KN9	US TREASURY STRIP		08/15/17	4.800	\$ 100,000.00	\$ 62,335.00	\$ 83,877.00	08/28/07
182753	302	DPTF	912833KN9	US TREASURY STRIP		08/15/17	4.700	\$ 100,000.00	\$ 63,247.00	\$ 83,877.00	10/05/07
188064	302	DPTF	912833KN9	US TREASURY STRIP		08/15/17	3.814	\$ 50,000.00	\$ 35,700.00	\$ 41,938.50	09/15/08
193250	302	DPTF	912833KN9	US TREASURY STRIP		08/15/17	3.776	\$ 100,000.00	\$ 74,159.25	\$ 83,877.00	08/18/09
199557	302	DPTF	912833KN9	US TREASURY STRIP		08/15/17	2.375	\$ 50,000.00	\$ 42,377.50	\$ 41,938.50	08/13/10
200619	302	DPTF	912833KN9	US TREASURY STRIP		08/15/17	2.162	\$ 100,000.00	\$ 86,224.00	\$ 83,877.00	09/24/10
188159	305	DPTF	912833KN9	US TREASURY STRIP		08/15/17	3.707	\$ 576,000.00	\$ 415,434.24	\$ 483,131.52	09/22/08
179291	302	DPTF	912833KP4	US TREASURY STRIP		11/15/17	4.677	\$ 250,000.00	\$ 150,977.50	\$ 207,175.00	12/18/06
179697	302	DPTF	912833KP4	US TREASURY STRIP		11/15/17	4.994	\$ 150,000.00	\$ 88,105.50	\$ 124,305.00	01/31/07
183727	302	DPTF	912833KP4	US TREASURY STRIP		11/15/17	4.203	\$ 50,000.00	\$ 33,060.00	\$ 41,435.00	12/05/07
183934	302	DPTF	912833KP4	US TREASURY STRIP		11/15/17	4.500	\$ 100,000.00	\$ 64,349.00	\$ 82,870.00	12/19/07
184224	302	DPTF	912833KP4	US TREASURY STRIP		11/15/17	4.083	\$ 150,000.00	\$ 100,755.00	\$ 124,305.00	01/10/08
189211	302	DPTF	912833KP4	US TREASURY STRIP		11/15/17	4.220	\$ 100,000.00	\$ 68,718.00	\$ 82,870.00	11/21/08
189257	302	DPTF	912833KP4	US TREASURY STRIP		11/15/17	3.929	\$ 5,000.00	\$ 3,525.00	\$ 4,143.50	11/21/08
189956	302	DPTF	912833KP4	US TREASURY STRIP		11/15/17	3.120	\$ 250,000.00	\$ 190,145.00	\$ 207,175.00	01/12/09
190244	302	DPTF	912833KP4	US TREASURY STRIP		11/15/17	3.540	\$ 100,000.00	\$ 73,494.00	\$ 82,870.00	02/04/09
194190	302	DPTF	912833KP4	US TREASURY STRIP		11/15/17	3.386	\$ 100,000.00	\$ 76,505.00	\$ 82,870.00	11/24/09
194723	302	DPTF	912833KP4	US TREASURY STRIP		11/15/17	3.486	\$ 50,000.00	\$ 38,190.00	\$ 41,435.00	01/28/10
201925	302	DPTF	912833KP4	US TREASURY STRIP		11/15/17	1.960	\$ 50,000.00	\$ 43,623.50	\$ 41,435.00	11/17/10
202144	302	DPTF	912833KP4	US TREASURY STRIP		11/15/17	2.265	\$ 50,000.00	\$ 42,731.00	\$ 41,435.00	11/24/10
203384	302	DPTF	912833KP4	US TREASURY STRIP		11/15/17	2.760	\$ 100,000.00	\$ 83,023.00	\$ 82,870.00	01/31/11
180365	302	DPTF	912833KQ2	US TREASURY STRIP		02/15/18	4.790	\$ 50,000.00	\$ 29,888.50	\$ 40,913.00	04/03/07
180517	302	DPTF	912833KQ2	US TREASURY STRIP		02/15/18	4.910	\$ 100,000.00	\$ 59,092.00	\$ 81,826.00	04/12/07
180733	302	DPTF	912833KQ2	US TREASURY STRIP		02/15/18	4.775	\$ 100,000.00	\$ 60,084.00	\$ 81,826.00	04/30/07
184835	302	DPTF	912833KQ2	US TREASURY STRIP		02/15/18	4.270	\$ 10,000.00	\$ 6,563.92	\$ 8,182.60	02/28/08
185225	302	DPTF	912833KQ2	US TREASURY STRIP		02/15/18	3.893	\$ 10,000.00	\$ 6,830.00	\$ 8,182.60	03/27/08
185268	302	DPTF	912833KQ2	US TREASURY STRIP		02/15/18	3.930	\$ 50,000.00	\$ 34,033.00	\$ 40,913.00	03/28/08

PGM: INVS_MONTHEND_INVENTORY
 SOURCE: VisualQED
 MODEL: INVENTORY
 BASIS: SETTLEMENT
 AS-OF: 1/31/2011

JOSH MANDEL
 TREASURER, STATE OF OHIO

INVESTMENT INVENTORY
 SETTLED POSITIONS AS OF: 1/31/11

INVST#	FUND	FUND	CUSIP	DESCRIPTION	RATE	MATURITY	YIELD	PAR AMOUNT	BOOK VALUE	MARKET VALUE	1ST PUR
185594	302	DPTF	912833KQ2	US TREASURY STRIP		02/15/18	3.835	\$ 50,000.00	\$ 34,416.00	\$ 40,913.00	04/16/08
185613	302	DPTF	912833KQ2	US TREASURY STRIP		02/15/18	3.876	\$ 10,000.00	\$ 6,856.00	\$ 8,182.60	04/16/08
185880	302	DPTF	912833KQ2	US TREASURY STRIP		02/15/18	4.180	\$ 25,000.00	\$ 16,667.75	\$ 20,456.50	04/28/08
190594	302	DPTF	912833KQ2	US TREASURY STRIP		02/15/18	3.336	\$ 50,000.00	\$ 37,165.50	\$ 40,913.00	02/27/09
190824	302	DPTF	912833KQ2	US TREASURY STRIP		02/15/18	3.435	\$ 50,000.00	\$ 36,914.50	\$ 40,913.00	03/20/09
190951	302	DPTF	912833KQ2	US TREASURY STRIP		02/15/18	3.150	\$ 100,000.00	\$ 75,762.00	\$ 81,826.00	03/30/09
191117	302	DPTF	912833KQ2	US TREASURY STRIP		02/15/18	3.128	\$ 5,000.00	\$ 3,800.00	\$ 4,091.30	04/13/09
191204	302	DPTF	912833KQ2	US TREASURY STRIP		02/15/18	3.276	\$ 50,000.00	\$ 37,523.00	\$ 40,913.00	04/16/09
191855	302	DPTF	912833KQ2	US TREASURY STRIP		02/15/18	3.183	\$ 50,000.00	\$ 37,855.00	\$ 40,913.00	04/24/09
194851	302	DPTF	912833KQ2	US TREASURY STRIP		02/15/18	3.630	\$ 100,000.00	\$ 74,940.00	\$ 81,826.00	02/08/10
195178	302	DPTF	912833KQ2	US TREASURY STRIP		02/15/18	3.554	\$ 50,000.00	\$ 37,779.00	\$ 40,913.00	03/03/10
195385	302	DPTF	912833KQ2	US TREASURY STRIP		02/15/18	3.575	\$ 100,000.00	\$ 75,503.00	\$ 81,826.00	03/12/10
195854	302	DPTF	912833KQ2	US TREASURY STRIP		02/15/18	3.777	\$ 50,000.00	\$ 37,264.00	\$ 40,913.00	04/08/10
196879	302	DPTF	912833KQ2	US TREASURY STRIP		02/15/18	3.488	\$ 50,000.00	\$ 38,187.00	\$ 40,913.00	04/30/10
181553	302	DPTF	912803AN3	US TREASURY STRIP (P)		05/15/18	5.166	\$ 50,000.00	\$ 28,738.50	\$ 40,584.50	07/06/07
187225	302	DPTF	912803AN3	US TREASURY STRIP (P)		05/15/18	4.200	\$ 10,000.00	\$ 6,641.70	\$ 8,116.90	07/11/08
198372	302	DPTF	912820QW0	US TREASURY STRIP (P)		05/15/18	2.729	\$ 50,000.00	\$ 40,389.50	\$ 40,584.50	06/30/10
181164	302	DPTF	912833KR0	US TREASURY STRIP		05/15/18	5.010	\$ 50,000.00	\$ 29,074.50	\$ 40,424.50	05/31/07
181412	302	DPTF	912833KR0	US TREASURY STRIP		05/15/18	5.295	\$ 50,000.00	\$ 28,307.00	\$ 40,424.50	06/26/07
181859	302	DPTF	912833KR0	US TREASURY STRIP		05/15/18	5.047	\$ 100,000.00	\$ 58,394.00	\$ 80,849.00	07/30/07
186415	302	DPTF	912833KR0	US TREASURY STRIP		05/15/18	4.190	\$ 50,000.00	\$ 33,072.50	\$ 40,424.50	05/27/08
186662	302	DPTF	912833KR0	US TREASURY STRIP		05/15/18	4.270	\$ 25,000.00	\$ 16,432.25	\$ 20,212.25	06/09/08
192212	302	DPTF	912833KR0	US TREASURY STRIP		05/15/18	3.652	\$ 150,000.00	\$ 108,282.00	\$ 121,273.50	05/13/09
193232	302	DPTF	912833KR0	US TREASURY STRIP		05/15/18	3.911	\$ 50,000.00	\$ 35,638.60	\$ 40,424.50	08/18/09
197097	302	DPTF	912833KR0	US TREASURY STRIP		05/15/18	3.343	\$ 306,000.00	\$ 234,632.23	\$ 247,397.94	05/11/10
197189	302	DPTF	912833KR0	US TREASURY STRIP		05/15/18	3.380	\$ 25,000.00	\$ 19,118.25	\$ 20,212.25	05/14/10
198698	302	DPTF	912833KR0	US TREASURY STRIP		05/15/18	2.775	\$ 100,000.00	\$ 80,569.00	\$ 80,849.00	07/13/10
186331	305	DPTF	912833KR0	US TREASURY STRIP		05/15/18	4.227	\$ 7,538,000.00	\$ 4,965,205.22	\$ 6,094,397.62	05/22/08
178330	302	DPTF	912833KS8	US TREASURY STRIP		08/15/18	4.790	\$ 50,000.00	\$ 28,515.00	\$ 39,967.00	10/04/06
178584	302	DPTF	912833KS8	US TREASURY STRIP		08/15/18	4.940	\$ 138,000.00	\$ 77,571.18	\$ 110,308.92	10/26/06
178994	302	DPTF	912833KS8	US TREASURY STRIP		08/15/18	4.687	\$ 50,000.00	\$ 29,058.00	\$ 39,967.00	11/28/06
182218	302	DPTF	912833KS8	US TREASURY STRIP		08/15/18	4.880	\$ 100,000.00	\$ 58,940.00	\$ 79,934.00	08/28/07
182549	302	DPTF	912833KS8	US TREASURY STRIP		08/15/18	4.961	\$ 100,000.00	\$ 58,650.00	\$ 79,934.00	09/25/07
182754	302	DPTF	912833KS8	US TREASURY STRIP		08/15/18	4.780	\$ 100,000.00	\$ 59,866.00	\$ 79,934.00	10/05/07
188065	302	DPTF	912833KS8	US TREASURY STRIP		08/15/18	3.912	\$ 50,000.00	\$ 34,050.00	\$ 39,967.00	09/15/08
193251	302	DPTF	912833KS8	US TREASURY STRIP		08/15/18	3.920	\$ 100,000.00	\$ 70,533.25	\$ 79,934.00	08/18/09
199558	302	DPTF	912833KS8	US TREASURY STRIP		08/15/18	2.535	\$ 50,000.00	\$ 40,868.50	\$ 39,967.00	08/13/10
200620	302	DPTF	912833KS8	US TREASURY STRIP		08/15/18	2.410	\$ 100,000.00	\$ 82,775.00	\$ 79,934.00	09/24/10
188160	305	DPTF	912833KS8	US TREASURY STRIP		08/15/18	3.800	\$ 576,000.00	\$ 396,852.48	\$ 460,419.84	09/22/08
183728	302	DPTF	912803AP8	US TREASURY STRIP (P)		11/15/18	4.312	\$ 50,000.00	\$ 31,345.00	\$ 39,635.00	12/05/07
183935	302	DPTF	912803AP8	US TREASURY STRIP (P)		11/15/18	4.620	\$ 100,000.00	\$ 60,765.00	\$ 79,270.00	11/29/07
184225	302	DPTF	912803AP8	US TREASURY STRIP (P)		11/15/18	4.228	\$ 150,000.00	\$ 95,280.00	\$ 118,905.00	01/10/08
179292	302	DPTF	912833KT6	US TREASURY STRIP		11/15/18	4.700	\$ 250,000.00	\$ 143,770.00	\$ 197,475.00	12/18/06
189212	302	DPTF	912833KT6	US TREASURY STRIP		11/15/18	4.280	\$ 100,000.00	\$ 65,522.00	\$ 78,990.00	11/21/08
189258	302	DPTF	912833KT6	US TREASURY STRIP		11/15/18	3.976	\$ 5,000.00	\$ 3,375.00	\$ 3,949.50	11/21/08
189957	302	DPTF	912833KT6	US TREASURY STRIP		11/15/18	3.145	\$ 250,000.00	\$ 183,902.50	\$ 197,475.00	01/12/09
190245	302	DPTF	912833KT6	US TREASURY STRIP		11/15/18	3.565	\$ 100,000.00	\$ 70,790.00	\$ 78,990.00	02/04/09
194191	302	DPTF	912833KT6	US TREASURY STRIP		11/15/18	3.573	\$ 100,000.00	\$ 72,768.00	\$ 78,990.00	11/24/09
194724	302	DPTF	912833KT6	US TREASURY STRIP		11/15/18	3.708	\$ 50,000.00	\$ 36,194.00	\$ 39,495.00	01/28/10
201927	302	DPTF	912833KT6	US TREASURY STRIP		11/15/18	2.270	\$ 50,000.00	\$ 41,744.50	\$ 39,495.00	11/17/10
202145	302	DPTF	912833KT6	US TREASURY STRIP		11/15/18	2.545	\$ 50,000.00	\$ 40,867.50	\$ 39,495.00	11/24/10
203385	302	DPTF	912833KT6	US TREASURY STRIP		11/15/18	3.027	\$ 100,000.00	\$ 79,140.00	\$ 78,990.00	01/31/11
185226	302	DPTF	912803AQ6	US TREASURY STRIP (P)		02/15/19	4.098	\$ 10,000.00	\$ 6,430.00	\$ 7,817.80	03/27/08
180366	302	DPTF	912833KU3	US TREASURY STRIP		02/15/19	4.850	\$ 50,000.00	\$ 28,309.50	\$ 38,934.50	04/03/07
180518	302	DPTF	912833KU3	US TREASURY STRIP		02/15/19	4.975	\$ 100,000.00	\$ 55,873.00	\$ 77,869.00	04/12/07
184836	302	DPTF	912833KU3	US TREASURY STRIP		02/15/19	4.400	\$ 10,000.00	\$ 6,205.19	\$ 7,786.90	02/28/08

PGM: INVS_MONTHEND_INVENTORY
 SOURCE: VisualQED
 MODEL: INVENTORY
 BASIS: SETTLEMENT
 AS-OF: 1/31/2011

JOSH MANDEL
 TREASURER, STATE OF OHIO

INVESTMENT INVENTORY
 SETTLED POSITIONS AS OF: 1/31/11

INVST#	FUND	FUND	CUSIP	DESCRIPTION	RATE	MATURITY	YIELD	PAR AMOUNT	BOOK VALUE	MARKET VALUE	1ST PUR
185269	302	DPTF	912833KU3	US TREASURY STRIP		02/15/19	4.140	\$ 50,000.00	\$ 32,008.50	\$ 38,934.50	03/28/08
185595	302	DPTF	912833KU3	US TREASURY STRIP		02/15/19	4.112	\$ 50,000.00	\$ 32,172.00	\$ 38,934.50	04/16/08
185614	302	DPTF	912833KU3	US TREASURY STRIP		02/15/19	4.019	\$ 10,000.00	\$ 6,498.00	\$ 7,786.90	04/16/08
185881	302	DPTF	912833KU3	US TREASURY STRIP		02/15/19	4.350	\$ 25,000.00	\$ 15,707.50	\$ 19,467.25	04/28/08
190595	302	DPTF	912833KU3	US TREASURY STRIP		02/15/19	3.474	\$ 50,000.00	\$ 35,473.50	\$ 38,934.50	02/27/09
190826	302	DPTF	912833KU3	US TREASURY STRIP		02/15/19	3.565	\$ 50,000.00	\$ 35,229.50	\$ 38,934.50	03/20/09
190952	302	DPTF	912833KU3	US TREASURY STRIP		02/15/19	3.240	\$ 100,000.00	\$ 72,790.00	\$ 77,869.00	03/30/09
191118	302	DPTF	912833KU3	US TREASURY STRIP		02/15/19	3.223	\$ 5,000.00	\$ 3,650.00	\$ 3,893.45	04/13/09
191205	302	DPTF	912833KU3	US TREASURY STRIP		02/15/19	3.386	\$ 50,000.00	\$ 35,937.50	\$ 38,934.50	04/16/09
191856	302	DPTF	912833KU3	US TREASURY STRIP		02/15/19	3.321	\$ 50,000.00	\$ 36,191.50	\$ 38,934.50	04/24/09
194853	302	DPTF	912833KU3	US TREASURY STRIP		02/15/19	3.850	\$ 100,000.00	\$ 70,898.00	\$ 77,869.00	02/08/10
195176	302	DPTF	912833KU3	US TREASURY STRIP		02/15/19	3.804	\$ 50,000.00	\$ 35,679.50	\$ 38,934.50	03/03/10
195386	302	DPTF	912833KU3	US TREASURY STRIP		02/15/19	3.839	\$ 100,000.00	\$ 71,206.00	\$ 77,869.00	03/12/10
195855	302	DPTF	912833KU3	US TREASURY STRIP		02/15/19	4.030	\$ 50,000.00	\$ 35,115.00	\$ 38,934.50	04/08/10
196880	302	DPTF	912833KU3	US TREASURY STRIP		02/15/19	3.740	\$ 50,000.00	\$ 36,093.50	\$ 38,934.50	04/30/10
181165	302	DPTF	912833KV1	US TREASURY STRIP		05/15/19	5.077	\$ 50,000.00	\$ 27,454.00	\$ 38,422.00	05/31/07
181413	302	DPTF	912833KV1	US TREASURY STRIP		05/15/19	5.340	\$ 50,000.00	\$ 26,726.00	\$ 38,422.00	06/26/07
181554	302	DPTF	912833KV1	US TREASURY STRIP		05/15/19	5.209	\$ 50,000.00	\$ 27,172.50	\$ 38,422.00	07/06/07
181860	302	DPTF	912833KV1	US TREASURY STRIP		05/15/19	5.100	\$ 100,000.00	\$ 55,215.00	\$ 76,844.00	07/30/07
186416	302	DPTF	912833KV1	US TREASURY STRIP		05/15/19	4.330	\$ 50,000.00	\$ 31,255.50	\$ 38,422.00	05/27/08
186663	302	DPTF	912833KV1	US TREASURY STRIP		05/15/19	4.420	\$ 25,000.00	\$ 15,501.50	\$ 19,211.00	06/09/08
187226	302	DPTF	912833KV1	US TREASURY STRIP		05/15/19	4.366	\$ 10,000.00	\$ 6,260.00	\$ 7,684.40	07/11/08
192213	302	DPTF	912833KV1	US TREASURY STRIP		05/15/19	3.866	\$ 150,000.00	\$ 102,256.50	\$ 115,266.00	05/13/09
193233	302	DPTF	912833KV1	US TREASURY STRIP		05/15/19	4.102	\$ 50,000.00	\$ 33,664.88	\$ 38,422.00	08/18/09
197098	302	DPTF	912833KV1	US TREASURY STRIP		05/15/19	3.660	\$ 306,000.00	\$ 220,690.87	\$ 235,142.64	05/11/10
197191	302	DPTF	912833KV1	US TREASURY STRIP		05/15/19	3.685	\$ 25,000.00	\$ 17,996.00	\$ 19,211.00	05/14/10
198373	302	DPTF	912833KV1	US TREASURY STRIP		05/15/19	3.058	\$ 50,000.00	\$ 38,194.00	\$ 38,422.00	06/30/10
198699	302	DPTF	912833KV1	US TREASURY STRIP		05/15/19	3.140	\$ 100,000.00	\$ 75,926.00	\$ 76,844.00	07/13/10
186332	305	DPTF	912833KV1	US TREASURY STRIP		05/15/19	4.371	\$ 7,538,000.00	\$ 4,688,636.00	\$ 5,792,500.72	05/22/08
182550	302	DPTF	912803AR4	US TREASURY STRIP (P)		08/15/19	5.027	\$ 100,000.00	\$ 55,420.00	\$ 76,057.00	09/25/07
178331	302	DPTF	912833KW9	US TREASURY STRIP		08/15/19	4.850	\$ 50,000.00	\$ 26,992.50	\$ 37,894.50	10/04/06
178585	302	DPTF	912833KW9	US TREASURY STRIP		08/15/19	5.001	\$ 138,000.00	\$ 73,316.64	\$ 104,588.82	10/26/06
178995	302	DPTF	912833KW9	US TREASURY STRIP		08/15/19	4.745	\$ 50,000.00	\$ 27,543.00	\$ 37,894.50	11/28/06
182219	302	DPTF	912833KW9	US TREASURY STRIP		08/15/19	4.940	\$ 100,000.00	\$ 55,773.00	\$ 75,789.00	08/28/07
182755	302	DPTF	912833KW9	US TREASURY STRIP		08/15/19	4.840	\$ 100,000.00	\$ 56,708.00	\$ 75,789.00	10/05/07
188066	302	DPTF	912833KW9	US TREASURY STRIP		08/15/19	4.065	\$ 50,000.00	\$ 32,225.00	\$ 37,894.50	09/15/08
193252	302	DPTF	912833KW9	US TREASURY STRIP		08/15/19	4.065	\$ 100,000.00	\$ 66,893.25	\$ 75,789.00	08/18/09
199559	302	DPTF	912833KW9	US TREASURY STRIP		08/15/19	2.895	\$ 50,000.00	\$ 38,597.50	\$ 37,894.50	08/13/10
200621	302	DPTF	912833KW9	US TREASURY STRIP		08/15/19	2.770	\$ 100,000.00	\$ 78,302.00	\$ 75,789.00	09/24/10
188161	305	DPTF	912833KW9	US TREASURY STRIP		08/15/19	3.962	\$ 576,000.00	\$ 375,626.88	\$ 436,544.64	09/22/08
179293	302	DPTF	912833KX7	US TREASURY STRIP		11/15/19	4.763	\$ 250,000.00	\$ 136,157.50	\$ 186,532.50	12/18/06
183729	302	DPTF	912833KX7	US TREASURY STRIP		11/15/19	4.407	\$ 50,000.00	\$ 29,705.00	\$ 37,306.50	12/05/07
183936	302	DPTF	912833KX7	US TREASURY STRIP		11/15/19	4.720	\$ 100,000.00	\$ 57,381.00	\$ 74,613.00	12/19/07
184226	302	DPTF	912833KX7	US TREASURY STRIP		11/15/19	4.342	\$ 150,000.00	\$ 90,180.00	\$ 111,919.50	01/10/08
189213	302	DPTF	912833KX7	US TREASURY STRIP		11/15/19	4.470	\$ 100,000.00	\$ 61,536.00	\$ 74,613.00	11/21/08
189259	302	DPTF	912833KX7	US TREASURY STRIP		11/15/19	3.961	\$ 5,000.00	\$ 3,250.00	\$ 3,730.65	11/21/08
189958	302	DPTF	912833KX7	US TREASURY STRIP		11/15/19	3.400	\$ 250,000.00	\$ 173,470.00	\$ 186,532.50	01/12/09
190246	302	DPTF	912833KX7	US TREASURY STRIP		11/15/19	3.795	\$ 100,000.00	\$ 66,689.00	\$ 74,613.00	02/04/09
194192	302	DPTF	912833KX7	US TREASURY STRIP		11/15/19	3.729	\$ 100,000.00	\$ 69,172.00	\$ 74,613.00	11/24/09
194725	302	DPTF	912833KX7	US TREASURY STRIP		11/15/19	3.901	\$ 50,000.00	\$ 34,246.00	\$ 37,306.50	01/28/10
201928	302	DPTF	912833KX7	US TREASURY STRIP		11/15/19	2.620	\$ 50,000.00	\$ 39,563.00	\$ 37,306.50	11/17/10
202146	302	DPTF	912833KX7	US TREASURY STRIP		11/15/19	2.816	\$ 50,000.00	\$ 38,902.00	\$ 37,306.50	11/24/10
203386	302	DPTF	912833KX7	US TREASURY STRIP		11/15/19	3.351	\$ 100,000.00	\$ 74,675.00	\$ 74,613.00	01/31/11
180367	302	DPTF	912833KY5	US TREASURY STRIP		02/15/20	4.910	\$ 50,000.00	\$ 26,782.00	\$ 36,731.50	04/03/07
180519	302	DPTF	912833KY5	US TREASURY STRIP		02/15/20	5.030	\$ 100,000.00	\$ 52,828.00	\$ 73,463.00	04/12/07
180735	302	DPTF	912833KY5	US TREASURY STRIP		02/15/20	4.880	\$ 100,000.00	\$ 53,960.00	\$ 73,463.00	04/30/07

PGM: INVS_MONTHEND_INVENTORY
 SOURCE: VisualQED
 MODEL: INVENTORY
 BASIS: SETTLEMENT
 AS-OF: 1/31/2011

JOSH MANDEL
 TREASURER, STATE OF OHIO

INVESTMENT INVENTORY
 SETTLED POSITIONS AS OF: 1/31/11

INVT#	FUND	FUND	CUSIP	DESCRIPTION	RATE	MATURITY	YIELD	PAR AMOUNT	BOOK VALUE	MARKET VALUE	1ST PUR
184837	302	DPTF	912833KY5	US TREASURY STRIP		02/15/20	4.500	\$ 10,000.00	\$ 5,871.79	\$ 7,346.30	02/28/08
185227	302	DPTF	912833KY5	US TREASURY STRIP		02/15/20	4.216	\$ 10,000.00	\$ 6,090.00	\$ 7,346.30	03/27/08
185270	302	DPTF	912833KY5	US TREASURY STRIP		02/15/20	4.280	\$ 50,000.00	\$ 30,227.00	\$ 36,731.50	03/28/08
185596	302	DPTF	912833KY5	US TREASURY STRIP		02/15/20	4.150	\$ 50,000.00	\$ 30,753.50	\$ 36,731.50	04/16/08
185615	302	DPTF	912833KY5	US TREASURY STRIP		02/15/20	4.176	\$ 10,000.00	\$ 6,132.00	\$ 7,346.30	04/16/08
185882	302	DPTF	912833KY5	US TREASURY STRIP		02/15/20	4.470	\$ 25,000.00	\$ 14,838.75	\$ 18,365.75	04/28/08
190596	302	DPTF	912833KY5	US TREASURY STRIP		02/15/20	3.709	\$ 50,000.00	\$ 33,416.00	\$ 36,731.50	02/27/09
190827	302	DPTF	912833KY5	US TREASURY STRIP		02/15/20	3.775	\$ 50,000.00	\$ 33,250.00	\$ 36,731.50	03/20/09
190953	302	DPTF	912833KY5	US TREASURY STRIP		02/15/20	3.520	\$ 100,000.00	\$ 68,408.00	\$ 73,463.00	03/30/09
191119	302	DPTF	912833KY5	US TREASURY STRIP		02/15/20	3.317	\$ 5,000.00	\$ 3,500.00	\$ 3,673.15	04/13/09
191206	302	DPTF	912833KY5	US TREASURY STRIP		02/15/20	3.617	\$ 50,000.00	\$ 33,907.50	\$ 36,731.50	04/16/09
191857	302	DPTF	912833KY5	US TREASURY STRIP		02/15/20	3.560	\$ 50,000.00	\$ 34,140.00	\$ 36,731.50	04/24/09
194854	302	DPTF	912833KY5	US TREASURY STRIP		02/15/20	4.050	\$ 100,000.00	\$ 66,917.00	\$ 73,463.00	02/08/10
195180	302	DPTF	912833KY5	US TREASURY STRIP		02/15/20	3.994	\$ 50,000.00	\$ 33,727.00	\$ 36,731.50	03/03/10
195387	302	DPTF	912833KY5	US TREASURY STRIP		02/15/20	4.050	\$ 100,000.00	\$ 67,152.00	\$ 73,463.00	03/12/10
195856	302	DPTF	912833KY5	US TREASURY STRIP		02/15/20	4.249	\$ 50,000.00	\$ 33,037.00	\$ 36,731.50	04/08/10
196881	302	DPTF	912833KY5	US TREASURY STRIP		02/15/20	3.990	\$ 50,000.00	\$ 33,954.50	\$ 36,731.50	04/30/10
181166	302	DPTF	912833KZ2	US TREASURY STRIP		05/15/20	5.143	\$ 50,000.00	\$ 25,897.50	\$ 36,141.50	05/31/07
181414	302	DPTF	912833KZ2	US TREASURY STRIP		05/15/20	5.400	\$ 50,000.00	\$ 25,164.00	\$ 36,141.50	06/26/07
181555	302	DPTF	912833KZ2	US TREASURY STRIP		05/15/20	5.274	\$ 50,000.00	\$ 25,600.00	\$ 36,141.50	07/06/07
181861	302	DPTF	912833KZ2	US TREASURY STRIP		05/15/20	5.170	\$ 100,000.00	\$ 52,047.00	\$ 72,283.00	07/30/07
182551	302	DPTF	912833KZ2	US TREASURY STRIP		05/15/20	5.095	\$ 100,000.00	\$ 52,950.00	\$ 72,283.00	09/25/07
186418	302	DPTF	912833KZ2	US TREASURY STRIP		05/15/20	4.470	\$ 50,000.00	\$ 29,458.00	\$ 36,141.50	05/27/08
186664	302	DPTF	912833KZ2	US TREASURY STRIP		05/15/20	4.590	\$ 25,000.00	\$ 14,547.00	\$ 18,070.75	06/09/08
187227	302	DPTF	912833KZ2	US TREASURY STRIP		05/15/20	4.498	\$ 10,000.00	\$ 5,904.40	\$ 7,228.30	07/11/08
192215	302	DPTF	912833KZ2	US TREASURY STRIP		05/15/20	4.114	\$ 150,000.00	\$ 95,820.00	\$ 108,424.50	05/13/09
193234	302	DPTF	912833KZ2	US TREASURY STRIP		05/15/20	4.357	\$ 50,000.00	\$ 31,469.72	\$ 36,141.50	08/18/09
197099	302	DPTF	912833KZ2	US TREASURY STRIP		05/15/20	3.934	\$ 306,000.00	\$ 207,171.79	\$ 221,185.98	05/11/10
197192	302	DPTF	912833KZ2	US TREASURY STRIP		05/15/20	3.934	\$ 25,000.00	\$ 16,931.75	\$ 18,070.75	05/14/10
198374	302	DPTF	912833KZ2	US TREASURY STRIP		05/15/20	3.343	\$ 50,000.00	\$ 36,040.00	\$ 36,141.50	06/30/10
198700	302	DPTF	912833KZ2	US TREASURY STRIP		05/15/20	3.405	\$ 100,000.00	\$ 71,733.00	\$ 72,283.00	07/13/10
186333	305	DPTF	912833KZ2	US TREASURY STRIP		05/15/20	4.537	\$ 7,538,000.00	\$ 4,403,774.98	\$ 5,448,692.54	05/22/08
178332	302	DPTF	912833LA6	US TREASURY STRIP		08/15/20	4.900	\$ 50,000.00	\$ 25,556.00	\$ 35,629.50	10/04/06
178586	302	DPTF	912833LA6	US TREASURY STRIP		08/15/20	5.050	\$ 138,000.00	\$ 69,324.30	\$ 98,337.42	10/26/06
178996	302	DPTF	912833LA6	US TREASURY STRIP		08/15/20	4.795	\$ 50,000.00	\$ 26,106.00	\$ 35,629.50	11/28/06
182220	302	DPTF	912833LA6	US TREASURY STRIP		08/15/20	4.980	\$ 100,000.00	\$ 52,849.00	\$ 71,259.00	08/28/07
182756	302	DPTF	912833LA6	US TREASURY STRIP		08/15/20	4.920	\$ 100,000.00	\$ 53,520.00	\$ 71,259.00	10/05/07
188067	302	DPTF	912833LA6	US TREASURY STRIP		08/15/20	4.213	\$ 50,000.00	\$ 30,425.00	\$ 35,629.50	09/15/08
193253	302	DPTF	912833LA6	US TREASURY STRIP		08/15/20	4.345	\$ 100,000.00	\$ 62,346.25	\$ 71,259.00	08/18/09
199560	302	DPTF	912833LA6	US TREASURY STRIP		08/15/20	3.165	\$ 50,000.00	\$ 36,519.00	\$ 35,629.50	08/13/10
200623	302	DPTF	912833LA6	US TREASURY STRIP		08/15/20	2.980	\$ 100,000.00	\$ 74,633.00	\$ 71,259.00	09/24/10
188162	305	DPTF	912833LA6	US TREASURY STRIP		08/15/20	4.082	\$ 576,000.00	\$ 356,158.08	\$ 410,451.84	09/22/08
179294	302	DPTF	912833LB4	US TREASURY STRIP		11/15/20	4.806	\$ 250,000.00	\$ 129,142.50	\$ 175,490.00	12/18/06
183730	302	DPTF	912833LB4	US TREASURY STRIP		11/15/20	4.475	\$ 50,000.00	\$ 28,195.00	\$ 35,098.00	12/05/07
183937	302	DPTF	912833LB4	US TREASURY STRIP		11/15/20	4.810	\$ 100,000.00	\$ 54,147.00	\$ 70,196.00	12/19/07
184227	302	DPTF	912833LB4	US TREASURY STRIP		11/15/20	4.465	\$ 150,000.00	\$ 85,065.00	\$ 105,294.00	01/10/08
189214	302	DPTF	912833LB4	US TREASURY STRIP		11/15/20	4.660	\$ 100,000.00	\$ 57,578.00	\$ 70,196.00	11/21/08
189260	302	DPTF	912833LB4	US TREASURY STRIP		11/15/20	4.168	\$ 5,000.00	\$ 3,050.00	\$ 3,509.80	11/21/08
189959	302	DPTF	912833LB4	US TREASURY STRIP		11/15/20	3.600	\$ 250,000.00	\$ 163,860.00	\$ 175,490.00	01/12/09
190247	302	DPTF	912833LB4	US TREASURY STRIP		11/15/20	3.985	\$ 100,000.00	\$ 62,834.00	\$ 70,196.00	02/04/09
194193	302	DPTF	912833LB4	US TREASURY STRIP		11/15/20	3.934	\$ 100,000.00	\$ 65,206.00	\$ 70,196.00	11/24/09
194726	302	DPTF	912833LB4	US TREASURY STRIP		11/15/20	4.063	\$ 50,000.00	\$ 32,388.00	\$ 35,098.00	01/28/10
201930	302	DPTF	912833LB4	US TREASURY STRIP		11/15/20	2.900	\$ 50,000.00	\$ 37,497.00	\$ 35,098.00	11/17/10
202147	302	DPTF	912833LB4	US TREASURY STRIP		11/15/20	3.133	\$ 50,000.00	\$ 36,668.50	\$ 35,098.00	11/24/10
203387	302	DPTF	912833LB4	US TREASURY STRIP		11/15/20	3.613	\$ 100,000.00	\$ 70,436.00	\$ 70,196.00	01/31/11
180368	302	DPTF	912833LC2	US TREASURY STRIP		02/15/21	4.960	\$ 50,000.00	\$ 25,342.00	\$ 34,587.00	04/03/07

PGM: INVS_MONTHEND_INVENTORY
 SOURCE: VisualQED
 MODEL: INVENTORY
 BASIS: SETTLEMENT
 AS-OF: 1/31/2011

JOSH MANDEL
 TREASURER, STATE OF OHIO

INVESTMENT INVENTORY
 SETTLED POSITIONS AS OF: 1/31/11

INVS#	FUND	FUND	CUSIP	DESCRIPTION	RATE	MATURITY	YIELD	PAR AMOUNT	BOOK VALUE	MARKET VALUE	1ST PUR
180520	302	DPTF	912833LC2	US TREASURY STRIP		02/15/21	5.058	\$ 100,000.00	\$ 50,081.00	\$ 69,174.00	04/12/07
180736	302	DPTF	912833LC2	US TREASURY STRIP		02/15/21	4.950	\$ 100,000.00	\$ 50,938.00	\$ 69,174.00	04/30/07
184838	302	DPTF	912833LC2	US TREASURY STRIP		02/15/21	4.650	\$ 10,000.00	\$ 5,510.45	\$ 6,917.40	02/28/08
185228	302	DPTF	912833LC2	US TREASURY STRIP		02/15/21	4.299	\$ 10,000.00	\$ 5,780.00	\$ 6,917.40	03/27/08
185271	302	DPTF	912833LC2	US TREASURY STRIP		02/15/21	4.380	\$ 50,000.00	\$ 28,610.50	\$ 34,587.00	03/28/08
185597	302	DPTF	912833LC2	US TREASURY STRIP		02/15/21	4.260	\$ 50,000.00	\$ 29,111.00	\$ 34,587.00	04/16/08
185616	302	DPTF	912833LC2	US TREASURY STRIP		02/15/21	4.263	\$ 10,000.00	\$ 5,820.00	\$ 6,917.40	04/16/08
185883	302	DPTF	912833LC2	US TREASURY STRIP		02/15/21	4.600	\$ 25,000.00	\$ 13,968.00	\$ 17,293.50	04/28/08
190597	302	DPTF	912833LC2	US TREASURY STRIP		02/15/21	3.839	\$ 50,000.00	\$ 31,722.00	\$ 34,587.00	02/27/09
190828	302	DPTF	912833LC2	US TREASURY STRIP		02/15/21	3.900	\$ 50,000.00	\$ 31,565.00	\$ 34,587.00	03/20/09
190954	302	DPTF	912833LC2	US TREASURY STRIP		02/15/21	3.750	\$ 100,000.00	\$ 64,312.00	\$ 69,174.00	03/30/09
191120	302	DPTF	912833LC2	US TREASURY STRIP		02/15/21	3.540	\$ 5,000.00	\$ 3,300.00	\$ 3,458.70	04/13/09
191207	302	DPTF	912833LC2	US TREASURY STRIP		02/15/21	3.841	\$ 50,000.00	\$ 31,873.50	\$ 34,587.00	04/16/09
191858	302	DPTF	912833LC2	US TREASURY STRIP		02/15/21	3.768	\$ 50,000.00	\$ 32,170.00	\$ 34,587.00	04/24/09
194855	302	DPTF	912833LC2	US TREASURY STRIP		02/15/21	4.220	\$ 100,000.00	\$ 63,118.00	\$ 69,174.00	02/08/10
195181	302	DPTF	912833LC2	US TREASURY STRIP		02/15/21	4.170	\$ 50,000.00	\$ 31,812.50	\$ 34,587.00	03/03/10
195388	302	DPTF	912833LC2	US TREASURY STRIP		02/15/21	4.217	\$ 100,000.00	\$ 63,368.00	\$ 69,174.00	03/12/10
195857	302	DPTF	912833LC2	US TREASURY STRIP		02/15/21	4.253	\$ 50,000.00	\$ 31,662.00	\$ 34,587.00	04/08/10
196882	302	DPTF	912833LC2	US TREASURY STRIP		02/15/21	4.155	\$ 50,000.00	\$ 32,074.50	\$ 34,587.00	04/30/10
181167	302	DPTF	912833LD0	US TREASURY STRIP		05/15/21	5.180	\$ 50,000.00	\$ 24,490.50	\$ 34,006.00	05/31/07
181415	302	DPTF	912833LD0	US TREASURY STRIP		05/15/21	5.425	\$ 50,000.00	\$ 23,777.50	\$ 34,006.00	06/26/07
181556	302	DPTF	912833LD0	US TREASURY STRIP		05/15/21	5.300	\$ 50,000.00	\$ 24,218.50	\$ 34,006.00	07/06/07
181862	302	DPTF	912833LD0	US TREASURY STRIP		05/15/21	5.200	\$ 100,000.00	\$ 49,258.00	\$ 68,012.00	07/30/07
182552	302	DPTF	912833LD0	US TREASURY STRIP		05/15/21	5.143	\$ 100,000.00	\$ 50,030.00	\$ 68,012.00	09/25/07
186420	302	DPTF	912833LD0	US TREASURY STRIP		05/15/21	4.570	\$ 50,000.00	\$ 27,829.00	\$ 34,006.00	05/27/08
186665	302	DPTF	912833LD0	US TREASURY STRIP		05/15/21	4.685	\$ 25,000.00	\$ 13,735.75	\$ 17,003.00	06/09/08
187228	302	DPTF	912833LD0	US TREASURY STRIP		05/15/21	4.570	\$ 10,000.00	\$ 5,596.70	\$ 6,801.20	07/11/08
192216	302	DPTF	912833LD0	US TREASURY STRIP		05/15/21	4.261	\$ 150,000.00	\$ 90,420.00	\$ 102,018.00	05/13/09
193235	302	DPTF	912833LD0	US TREASURY STRIP		05/15/21	4.493	\$ 50,000.00	\$ 29,674.86	\$ 34,006.00	08/18/09
197100	302	DPTF	912833LD0	US TREASURY STRIP		05/15/21	4.071	\$ 306,000.00	\$ 196,327.15	\$ 208,116.72	05/11/10
197195	302	DPTF	912833LD0	US TREASURY STRIP		05/15/21	4.052	\$ 25,000.00	\$ 16,078.75	\$ 17,003.00	05/14/10
198375	302	DPTF	912833LD0	US TREASURY STRIP		05/15/21	3.513	\$ 50,000.00	\$ 34,237.00	\$ 34,006.00	06/30/10
198701	302	DPTF	912833LD0	US TREASURY STRIP		05/15/21	3.590	\$ 100,000.00	\$ 68,000.00	\$ 68,012.00	07/13/10
186334	305	DPTF	912833LD0	US TREASURY STRIP		05/15/21	4.627	\$ 7,538,000.00	\$ 4,162,709.74	\$ 5,126,744.56	05/22/08
178333	302	DPTF	912833LE8	US TREASURY STRIP		08/15/21	4.920	\$ 50,000.00	\$ 24,277.50	\$ 33,491.00	10/04/06
178587	302	DPTF	912833LE8	US TREASURY STRIP		08/15/21	5.076	\$ 138,000.00	\$ 65,704.56	\$ 92,435.16	10/26/06
178997	302	DPTF	912833LE8	US TREASURY STRIP		08/15/21	4.820	\$ 50,000.00	\$ 24,808.50	\$ 33,491.00	11/28/06
182221	302	DPTF	912833LE8	US TREASURY STRIP		08/15/21	5.080	\$ 100,000.00	\$ 49,631.00	\$ 66,982.00	08/28/07
182757	302	DPTF	912833LE8	US TREASURY STRIP		08/15/21	4.960	\$ 100,000.00	\$ 50,705.00	\$ 66,982.00	10/05/07
188068	302	DPTF	912833LE8	US TREASURY STRIP		08/15/21	4.249	\$ 50,000.00	\$ 29,050.00	\$ 33,491.00	09/15/08
193254	302	DPTF	912833LE8	US TREASURY STRIP		08/15/21	4.466	\$ 100,000.00	\$ 58,879.25	\$ 66,982.00	08/10/09
199561	302	DPTF	912833LE8	US TREASURY STRIP		08/15/21	3.375	\$ 50,000.00	\$ 34,594.00	\$ 33,491.00	08/13/10
200624	302	DPTF	912833LE8	US TREASURY STRIP		08/15/21	3.165	\$ 100,000.00	\$ 71,034.00	\$ 66,982.00	09/24/10
188163	305	DPTF	912833LE8	US TREASURY STRIP		08/15/21	4.137	\$ 576,000.00	\$ 339,684.48	\$ 385,816.32	09/22/08
179295	302	DPTF	912833LF5	US TREASURY STRIP		11/15/21	4.828	\$ 250,000.00	\$ 122,757.50	\$ 164,627.50	12/18/06
179701	302	DPTF	912833LF5	US TREASURY STRIP		11/15/21	5.127	\$ 150,000.00	\$ 70,956.00	\$ 98,776.50	01/31/07
183731	302	DPTF	912833LF5	US TREASURY STRIP		11/15/21	4.518	\$ 50,000.00	\$ 26,815.00	\$ 32,925.50	12/05/07
183938	302	DPTF	912833LF5	US TREASURY STRIP		11/15/21	4.860	\$ 100,000.00	\$ 51,285.00	\$ 65,851.00	12/19/07
184228	302	DPTF	912833LF5	US TREASURY STRIP		11/15/21	4.503	\$ 150,000.00	\$ 80,970.00	\$ 98,776.50	01/10/08
189215	302	DPTF	912833LF5	US TREASURY STRIP		11/15/21	4.690	\$ 100,000.00	\$ 54,777.00	\$ 65,851.00	11/21/08
189261	302	DPTF	912833LF5	US TREASURY STRIP		11/15/21	4.240	\$ 5,000.00	\$ 2,900.00	\$ 3,292.55	11/21/08
189960	302	DPTF	912833LF5	US TREASURY STRIP		11/15/21	3.690	\$ 250,000.00	\$ 156,332.50	\$ 164,627.50	01/12/09
190248	302	DPTF	912833LF5	US TREASURY STRIP		11/15/21	4.065	\$ 100,000.00	\$ 59,801.00	\$ 65,851.00	02/04/09
194194	302	DPTF	912833LF5	US TREASURY STRIP		11/15/21	4.088	\$ 100,000.00	\$ 61,591.00	\$ 65,851.00	11/24/09
194727	302	DPTF	912833LF5	US TREASURY STRIP		11/15/21	4.222	\$ 50,000.00	\$ 30,544.50	\$ 32,925.50	01/28/10
201933	302	DPTF	912833LF5	US TREASURY STRIP		11/15/21	3.180	\$ 50,000.00	\$ 35,344.50	\$ 32,925.50	11/17/10

PGM: INVS_MONTHEND_INVENTORY
 SOURCE: VisualQED
 MODEL: INVENTORY
 BASIS: SETTLEMENT
 AS-OF: 1/31/2011

JOSH MANDEL
 TREASURER, STATE OF OHIO

INVESTMENT INVENTORY
 SETTLED POSITIONS AS OF: 1/31/11

INVT#	FUND	FUND	CUSIP	DESCRIPTION	RATE	MATURITY	YIELD	PAR AMOUNT	BOOK VALUE	MARKET VALUE	1ST PUR
202148	302	DPTF	912833LF5	US TREASURY STRIP		11/15/21	3.396	\$ 50,000.00	\$ 34,551.00	\$ 32,925.50	11/24/10
203388	302	DPTF	912833LF5	US TREASURY STRIP		11/15/21	3.852	\$ 100,000.00	\$ 66,261.00	\$ 65,851.00	01/31/11
180369	302	DPTF	912833LG3	US TREASURY STRIP		02/15/22	4.980	\$ 50,000.00	\$ 24,060.00	\$ 32,425.00	04/03/07
180521	302	DPTF	912833LG3	US TREASURY STRIP		02/15/22	5.100	\$ 100,000.00	\$ 47,349.00	\$ 64,850.00	04/12/07
180737	302	DPTF	912833LG3	US TREASURY STRIP		02/15/22	4.975	\$ 100,000.00	\$ 48,332.00	\$ 64,850.00	04/30/07
184839	302	DPTF	912833LG3	US TREASURY STRIP		02/15/22	4.720	\$ 10,000.00	\$ 5,212.86	\$ 6,485.00	02/28/08
185229	302	DPTF	912833LG3	US TREASURY STRIP		02/15/22	4.399	\$ 10,000.00	\$ 5,465.00	\$ 6,485.00	03/27/08
185272	302	DPTF	912833LG3	US TREASURY STRIP		02/15/22	4.450	\$ 50,000.00	\$ 27,138.00	\$ 32,425.00	03/28/08
185598	302	DPTF	912833LG3	US TREASURY STRIP		02/15/22	4.350	\$ 50,000.00	\$ 27,571.00	\$ 32,425.00	04/16/08
185617	302	DPTF	912833LG3	US TREASURY STRIP		02/15/22	4.356	\$ 10,000.00	\$ 5,510.00	\$ 6,485.00	04/16/08
185884	302	DPTF	912833LG3	US TREASURY STRIP		02/15/22	4.670	\$ 25,000.00	\$ 13,221.50	\$ 16,212.50	04/28/08
190598	302	DPTF	912833LG3	US TREASURY STRIP		02/15/22	3.908	\$ 50,000.00	\$ 30,269.00	\$ 32,425.00	02/27/09
190829	302	DPTF	912833LG3	US TREASURY STRIP		02/15/22	3.940	\$ 50,000.00	\$ 30,215.50	\$ 32,425.00	03/20/09
190955	302	DPTF	912833LG3	US TREASURY STRIP		02/15/22	3.830	\$ 100,000.00	\$ 61,343.00	\$ 64,850.00	03/30/09
191121	302	DPTF	912833LG3	US TREASURY STRIP		02/15/22	3.630	\$ 5,000.00	\$ 3,150.00	\$ 3,242.50	04/13/09
191209	302	DPTF	912833LG3	US TREASURY STRIP		02/15/22	3.945	\$ 50,000.00	\$ 30,285.00	\$ 32,425.00	04/16/09
191859	302	DPTF	912833LG3	US TREASURY STRIP		02/15/22	3.882	\$ 50,000.00	\$ 30,550.00	\$ 32,425.00	04/24/09
194856	302	DPTF	912833LG3	US TREASURY STRIP		02/15/22	4.370	\$ 100,000.00	\$ 59,477.00	\$ 64,850.00	02/08/10
195182	302	DPTF	912833LG3	US TREASURY STRIP		02/15/22	4.352	\$ 50,000.00	\$ 29,884.50	\$ 32,425.00	03/03/10
195389	302	DPTF	912833LG3	US TREASURY STRIP		02/15/22	4.395	\$ 100,000.00	\$ 59,529.00	\$ 64,850.00	03/12/10
195858	302	DPTF	912833LG3	US TREASURY STRIP		02/15/22	4.546	\$ 50,000.00	\$ 29,343.00	\$ 32,425.00	04/08/10
196883	302	DPTF	912833LG3	US TREASURY STRIP		02/15/22	4.298	\$ 50,000.00	\$ 30,279.50	\$ 32,425.00	04/30/10
181168	302	DPTF	912833LH1	US TREASURY STRIP		05/15/22	5.198	\$ 50,000.00	\$ 23,210.00	\$ 31,984.50	05/31/07
181416	302	DPTF	912833LH1	US TREASURY STRIP		05/15/22	5.430	\$ 50,000.00	\$ 22,522.00	\$ 31,984.50	06/26/07
181557	302	DPTF	912833LH1	US TREASURY STRIP		05/15/22	5.301	\$ 50,000.00	\$ 22,978.50	\$ 31,984.50	07/06/07
181863	302	DPTF	912833LH1	US TREASURY STRIP		05/15/22	5.220	\$ 100,000.00	\$ 46,659.00	\$ 63,969.00	07/30/07
186421	302	DPTF	912833LH1	US TREASURY STRIP		05/15/22	4.630	\$ 50,000.00	\$ 26,382.50	\$ 31,984.50	05/27/08
186666	302	DPTF	912833LH1	US TREASURY STRIP		05/15/22	4.085	\$ 25,000.00	\$ 14,231.00	\$ 15,992.25	06/09/08
187229	302	DPTF	912833LH1	US TREASURY STRIP		05/15/22	4.617	\$ 10,000.00	\$ 5,315.50	\$ 6,396.90	07/11/08
192217	302	DPTF	912833LH1	US TREASURY STRIP		05/15/22	4.368	\$ 150,000.00	\$ 85,515.00	\$ 95,953.50	05/13/09
193236	302	DPTF	912833LH1	US TREASURY STRIP		05/15/22	4.573	\$ 50,000.00	\$ 28,103.67	\$ 31,984.50	08/18/09
197101	302	DPTF	912833LH1	US TREASURY STRIP		05/15/22	4.147	\$ 306,000.00	\$ 186,893.17	\$ 195,745.14	05/11/10
197196	302	DPTF	912833LH1	US TREASURY STRIP		05/15/22	4.159	\$ 25,000.00	\$ 15,253.25	\$ 15,992.25	05/14/10
198376	302	DPTF	912833LH1	US TREASURY STRIP		05/15/22	3.672	\$ 50,000.00	\$ 32,457.50	\$ 31,984.50	06/30/10
198702	302	DPTF	912833LH1	US TREASURY STRIP		05/15/22	3.738	\$ 100,000.00	\$ 64,500.00	\$ 63,969.00	07/13/10
186335	305	DPTF	912833LH1	US TREASURY STRIP		05/15/22	4.684	\$ 7,538,000.00	\$ 3,945,766.10	\$ 4,821,983.22	05/22/08
178334	302	DPTF	912833LJ7	US TREASURY STRIP		08/15/22	4.900	\$ 50,000.00	\$ 23,197.50	\$ 31,498.50	10/04/06
178588	302	DPTF	912833LJ7	US TREASURY STRIP		08/15/22	5.071	\$ 138,000.00	\$ 62,540.22	\$ 86,935.86	10/26/06
178998	302	DPTF	912833LJ7	US TREASURY STRIP		08/15/22	4.802	\$ 50,000.00	\$ 23,720.00	\$ 31,498.50	11/28/06
182222	302	DPTF	912833LJ7	US TREASURY STRIP		08/15/22	5.060	\$ 100,000.00	\$ 47,341.00	\$ 62,997.00	08/28/07
182553	302	DPTF	912833LJ7	US TREASURY STRIP		08/15/22	5.133	\$ 100,000.00	\$ 47,020.00	\$ 62,997.00	09/25/07
182758	302	DPTF	912833LJ7	US TREASURY STRIP		08/15/22	4.955	\$ 100,000.00	\$ 48,316.00	\$ 62,997.00	10/05/07
188069	302	DPTF	912833LJ7	US TREASURY STRIP		08/15/22	4.289	\$ 50,000.00	\$ 27,700.00	\$ 31,498.50	09/15/08
193255	302	DPTF	912833LJ7	US TREASURY STRIP		08/15/22	4.534	\$ 100,000.00	\$ 55,853.25	\$ 62,997.00	08/18/09
199562	302	DPTF	912833LJ7	US TREASURY STRIP		08/15/22	3.515	\$ 50,000.00	\$ 32,907.50	\$ 31,498.50	08/13/10
200625	302	DPTF	912833LJ7	US TREASURY STRIP		08/15/22	3.313	\$ 100,000.00	\$ 67,660.00	\$ 62,997.00	09/24/10
188164	305	DPTF	912833LJ7	US TREASURY STRIP		08/15/22	4.171	\$ 576,000.00	\$ 324,547.20	\$ 362,862.72	09/22/08
179296	302	DPTF	912833LK4	US TREASURY STRIP		11/15/22	4.829	\$ 250,000.00	\$ 117,020.00	\$ 154,845.00	12/18/06
183732	302	DPTF	912833LK4	US TREASURY STRIP		11/15/22	4.547	\$ 50,000.00	\$ 25,535.00	\$ 30,969.00	12/05/07
183939	302	DPTF	912833LK4	US TREASURY STRIP		11/15/22	4.870	\$ 100,000.00	\$ 48,809.00	\$ 61,938.00	12/19/07
184229	302	DPTF	912833LK4	US TREASURY STRIP		11/15/22	4.536	\$ 150,000.00	\$ 77,070.00	\$ 92,907.00	01/10/08
189216	302	DPTF	912833LK4	US TREASURY STRIP		11/15/22	4.710	\$ 100,000.00	\$ 52,153.00	\$ 61,938.00	11/21/08
189262	302	DPTF	912833LK4	US TREASURY STRIP		11/15/22	4.061	\$ 5,000.00	\$ 2,850.00	\$ 3,096.90	11/21/08
189961	302	DPTF	912833LK4	US TREASURY STRIP		11/15/22	3.755	\$ 250,000.00	\$ 149,395.00	\$ 154,845.00	01/12/09
190249	302	DPTF	912833LK4	US TREASURY STRIP		11/15/22	4.140	\$ 100,000.00	\$ 56,864.00	\$ 61,938.00	02/04/09
194195	302	DPTF	912833LK4	US TREASURY STRIP		11/15/22	4.217	\$ 100,000.00	\$ 58,187.00	\$ 61,938.00	11/24/09

PGM: INVS_MONTHEND_INVENTORY
 SOURCE: VisualQED
 MODEL: INVENTORY
 BASIS: SETTLEMENT
 AS-OF: 1/31/2011

JOSH MANDEL
 TREASURER, STATE OF OHIO

INVESTMENT INVENTORY
 SETTLED POSITIONS AS OF: 1/31/11

INVT#	FUND	FUND	CUSIP	DESCRIPTION	RATE	MATURITY	YIELD	PAR AMOUNT	BOOK VALUE	MARKET VALUE	1ST PUR
194728	302	DPTF	912833LK4	US TREASURY STRIP		11/15/22	4.344	\$ 50,000.00	\$ 28,850.50	\$ 30,969.00	01/28/10
201934	302	DPTF	912833LK4	US TREASURY STRIP		11/15/22	3.410	\$ 50,000.00	\$ 33,330.00	\$ 30,969.00	11/17/10
202149	302	DPTF	912833LK4	US TREASURY STRIP		11/15/22	3.616	\$ 50,000.00	\$ 32,553.00	\$ 30,969.00	11/24/10
203389	302	DPTF	912833LK4	US TREASURY STRIP		11/15/22	4.051	\$ 100,000.00	\$ 62,330.00	\$ 61,938.00	01/31/11
191213	302	DPTF	912803BB8	US TREASURY STRIP (P)		02/15/23	3.957	\$ 50,000.00	\$ 29,076.50	\$ 30,688.50	04/16/09
191860	302	DPTF	912803BB8	US TREASURY STRIP (P)		02/15/23	3.925	\$ 50,000.00	\$ 29,230.00	\$ 30,688.50	04/24/09
180370	302	DPTF	912833LL2	US TREASURY STRIP		02/15/23	4.980	\$ 50,000.00	\$ 22,905.50	\$ 30,486.50	04/03/07
180522	302	DPTF	912833LL2	US TREASURY STRIP		02/15/23	5.095	\$ 100,000.00	\$ 45,059.00	\$ 60,973.00	04/12/07
180738	302	DPTF	912833LL2	US TREASURY STRIP		02/15/23	4.975	\$ 100,000.00	\$ 46,014.00	\$ 60,973.00	04/30/07
184840	302	DPTF	912833LL2	US TREASURY STRIP		02/15/23	4.770	\$ 10,000.00	\$ 4,939.02	\$ 6,097.30	02/28/08
185230	302	DPTF	912833LL2	US TREASURY STRIP		02/15/23	4.428	\$ 10,000.00	\$ 5,210.00	\$ 6,097.30	03/27/08
185273	302	DPTF	912833LL2	US TREASURY STRIP		02/15/23	4.490	\$ 50,000.00	\$ 25,818.50	\$ 30,486.50	03/28/08
185599	302	DPTF	912833LL2	US TREASURY STRIP		02/15/23	4.400	\$ 50,000.00	\$ 26,218.00	\$ 30,486.50	04/16/08
185618	302	DPTF	912833LL2	US TREASURY STRIP		02/15/23	4.379	\$ 10,000.00	\$ 5,260.00	\$ 6,097.30	04/16/08
185885	302	DPTF	912833LL2	US TREASURY STRIP		02/15/23	4.700	\$ 25,000.00	\$ 12,570.50	\$ 15,243.25	04/28/08
190599	302	DPTF	912833LL2	US TREASURY STRIP		02/15/23	3.990	\$ 50,000.00	\$ 28,794.50	\$ 30,486.50	02/27/09
190830	302	DPTF	912833LL2	US TREASURY STRIP		02/15/23	3.980	\$ 50,000.00	\$ 28,901.50	\$ 30,486.50	03/20/09
190956	302	DPTF	912833LL2	US TREASURY STRIP		02/15/23	3.827	\$ 100,000.00	\$ 59,081.00	\$ 60,973.00	03/30/09
191122	302	DPTF	912833LL2	US TREASURY STRIP		02/15/23	3.725	\$ 5,000.00	\$ 3,000.00	\$ 3,048.65	04/13/09
194858	302	DPTF	912833LL2	US TREASURY STRIP		02/15/23	4.500	\$ 100,000.00	\$ 56,026.00	\$ 60,973.00	02/08/10
195183	302	DPTF	912833LL2	US TREASURY STRIP		02/15/23	4.479	\$ 50,000.00	\$ 28,166.50	\$ 30,486.50	03/03/10
195390	302	DPTF	912833LL2	US TREASURY STRIP		02/15/23	4.525	\$ 100,000.00	\$ 56,065.00	\$ 60,973.00	03/12/10
195859	302	DPTF	912833LL2	US TREASURY STRIP		02/15/23	4.677	\$ 50,000.00	\$ 27,596.50	\$ 30,486.50	04/08/10
196884	302	DPTF	912833LL2	US TREASURY STRIP		02/15/23	4.415	\$ 50,000.00	\$ 28,595.50	\$ 30,486.50	04/30/10
181169	302	DPTF	912833LN8	US TREASURY STRIP		05/15/23	5.185	\$ 50,000.00	\$ 22,092.00	\$ 30,044.50	05/31/07
181417	302	DPTF	912833LN8	US TREASURY STRIP		05/15/23	5.420	\$ 50,000.00	\$ 21,380.50	\$ 30,044.50	06/26/07
181558	302	DPTF	912833LN8	US TREASURY STRIP		05/15/23	5.291	\$ 50,000.00	\$ 21,843.00	\$ 30,044.50	07/06/07
181864	302	DPTF	912833LN8	US TREASURY STRIP		05/15/23	5.200	\$ 100,000.00	\$ 44,452.00	\$ 60,089.00	07/30/07
186422	302	DPTF	912833LN8	US TREASURY STRIP		05/15/23	4.670	\$ 50,000.00	\$ 25,055.00	\$ 30,044.50	05/27/08
186667	302	DPTF	912833LN8	US TREASURY STRIP		05/15/23	4.129	\$ 25,000.00	\$ 13,580.25	\$ 15,022.25	06/09/08
187230	302	DPTF	912833LN8	US TREASURY STRIP		05/15/23	4.639	\$ 10,000.00	\$ 5,062.10	\$ 6,008.90	07/11/08
192218	302	DPTF	912833LN8	US TREASURY STRIP		05/15/23	4.429	\$ 150,000.00	\$ 81,210.00	\$ 90,133.50	05/13/09
193237	302	DPTF	912833LN8	US TREASURY STRIP		05/15/23	4.600	\$ 50,000.00	\$ 26,764.00	\$ 30,044.50	08/18/09
197102	302	DPTF	912833LN8	US TREASURY STRIP		05/15/23	4.227	\$ 306,000.00	\$ 177,569.35	\$ 183,872.34	05/11/10
197197	302	DPTF	912833LN8	US TREASURY STRIP		05/15/23	4.252	\$ 25,000.00	\$ 14,466.00	\$ 15,022.25	05/14/10
198377	302	DPTF	912833LN8	US TREASURY STRIP		05/15/23	3.816	\$ 50,000.00	\$ 30,733.00	\$ 30,044.50	06/30/10
198704	302	DPTF	912833LN8	US TREASURY STRIP		05/15/23	3.861	\$ 100,000.00	\$ 61,200.00	\$ 60,089.00	07/13/10
186336	305	DPTF	912833LN8	US TREASURY STRIP		05/15/23	4.717	\$ 7,538,000.00	\$ 3,749,099.68	\$ 4,529,508.82	05/22/08
178335	302	DPTF	912833LM0	US TREASURY STRIP		08/15/23	4.920	\$ 50,000.00	\$ 22,029.00	\$ 29,542.00	10/04/06
178589	302	DPTF	912833LM0	US TREASURY STRIP		08/15/23	5.066	\$ 138,000.00	\$ 59,534.58	\$ 81,535.92	10/26/06
178999	302	DPTF	912833LM0	US TREASURY STRIP		08/15/23	4.810	\$ 50,000.00	\$ 22,591.50	\$ 29,542.00	11/28/06
182223	302	DPTF	912833LM0	US TREASURY STRIP		08/15/23	5.070	\$ 100,000.00	\$ 44,963.00	\$ 59,084.00	08/28/07
182554	302	DPTF	912833LM0	US TREASURY STRIP		08/15/23	5.125	\$ 100,000.00	\$ 44,750.00	\$ 59,084.00	09/25/07
182759	302	DPTF	912833LM0	US TREASURY STRIP		08/15/23	4.955	\$ 100,000.00	\$ 46,008.00	\$ 59,084.00	10/05/07
188070	302	DPTF	912833LM0	US TREASURY STRIP		08/15/23	4.387	\$ 50,000.00	\$ 26,175.00	\$ 29,542.00	09/15/08
193256	302	DPTF	912833LM0	US TREASURY STRIP		08/15/23	4.550	\$ 100,000.00	\$ 53,283.25	\$ 59,084.00	08/18/09
199563	302	DPTF	912833LM0	US TREASURY STRIP		08/15/23	3.665	\$ 50,000.00	\$ 31,177.00	\$ 29,542.00	08/13/10
200626	302	DPTF	912833LM0	US TREASURY STRIP		08/15/23	3.465	\$ 100,000.00	\$ 64,220.00	\$ 59,084.00	09/24/10
188165	305	DPTF	912833LM0	US TREASURY STRIP		08/15/23	4.177	\$ 576,000.00	\$ 311,149.44	\$ 340,323.84	09/22/08
179297	302	DPTF	912833LP3	US TREASURY STRIP		11/15/23	4.832	\$ 250,000.00	\$ 111,512.50	\$ 145,527.50	12/18/06
179703	302	DPTF	912833LP3	US TREASURY STRIP		11/15/23	5.127	\$ 150,000.00	\$ 64,126.50	\$ 87,316.50	01/31/07
183733	302	DPTF	912833LP3	US TREASURY STRIP		11/15/23	4.550	\$ 50,000.00	\$ 24,400.00	\$ 29,105.50	12/05/07
183940	302	DPTF	912833LP3	US TREASURY STRIP		11/15/23	4.870	\$ 100,000.00	\$ 46,516.00	\$ 58,211.00	12/19/07
184230	302	DPTF	912833LP3	US TREASURY STRIP		11/15/23	4.540	\$ 150,000.00	\$ 73,650.00	\$ 87,316.50	01/10/08
189217	302	DPTF	912833LP3	US TREASURY STRIP		11/15/23	4.600	\$ 100,000.00	\$ 50,589.00	\$ 58,211.00	11/21/08
189263	302	DPTF	912833LP3	US TREASURY STRIP		11/15/23	4.218	\$ 5,000.00	\$ 2,675.00	\$ 2,910.55	11/21/08

PGM: INVS_MONTHEND_INVENTORY
 SOURCE: VisualQED
 MODEL: INVENTORY
 BASIS: SETTLEMENT
 AS-OF: 1/31/2011

JOSH MANDEL
 TREASURER, STATE OF OHIO

INVESTMENT INVENTORY
 SETTLED POSITIONS AS OF: 1/31/11

INVT#	FUND	FUND	CUSIP	DESCRIPTION	RATE	MATURITY	YIELD	PAR AMOUNT	BOOK VALUE	MARKET VALUE	1ST PUR
189962	302	DPTF	912833LP3	US TREASURY STRIP		11/15/23	3.787	\$ 250,000.00	\$ 143,260.00	\$ 145,527.50	01/12/09
190250	302	DPTF	912833LP3	US TREASURY STRIP		11/15/23	4.205	\$ 100,000.00	\$ 54,070.00	\$ 58,211.00	02/04/09
194196	302	DPTF	912833LP3	US TREASURY STRIP		11/15/23	4.322	\$ 100,000.00	\$ 55,012.00	\$ 58,211.00	11/24/09
194729	302	DPTF	912833LP3	US TREASURY STRIP		11/15/23	4.470	\$ 50,000.00	\$ 27,171.50	\$ 29,105.50	01/28/10
201935	302	DPTF	912833LP3	US TREASURY STRIP		11/15/23	3.620	\$ 50,000.00	\$ 31,369.50	\$ 29,105.50	11/17/10
202150	302	DPTF	912833LP3	US TREASURY STRIP		11/15/23	3.746	\$ 50,000.00	\$ 30,891.00	\$ 29,105.50	11/24/10
203390	302	DPTF	912833LP3	US TREASURY STRIP		11/15/23	4.205	\$ 100,000.00	\$ 58,735.00	\$ 58,211.00	01/31/11
180371	302	DPTF	912833LQ1	US TREASURY STRIP		02/15/24	4.985	\$ 50,000.00	\$ 21,788.00	\$ 28,663.50	04/03/07
180523	302	DPTF	912833LQ1	US TREASURY STRIP		02/15/24	5.095	\$ 100,000.00	\$ 42,848.00	\$ 57,327.00	04/12/07
180739	302	DPTF	912833LQ1	US TREASURY STRIP		02/15/24	4.975	\$ 100,000.00	\$ 43,808.00	\$ 57,327.00	04/30/07
184841	302	DPTF	912833LQ1	US TREASURY STRIP		02/15/24	4.830	\$ 10,000.00	\$ 4,667.73	\$ 5,732.70	02/28/08
185231	302	DPTF	912833LQ1	US TREASURY STRIP		02/15/24	4.456	\$ 10,000.00	\$ 4,965.00	\$ 5,732.70	03/27/08
185274	302	DPTF	912833LQ1	US TREASURY STRIP		02/15/24	4.520	\$ 50,000.00	\$ 24,582.50	\$ 28,663.50	03/28/08
185600	302	DPTF	912833LQ1	US TREASURY STRIP		02/15/24	4.430	\$ 50,000.00	\$ 24,985.00	\$ 28,663.50	04/16/08
185619	302	DPTF	912833LQ1	US TREASURY STRIP		02/15/24	4.426	\$ 10,000.00	\$ 5,000.00	\$ 5,732.70	04/16/08
185886	302	DPTF	912833LQ1	US TREASURY STRIP		02/15/24	4.730	\$ 25,000.00	\$ 11,944.50	\$ 14,331.75	04/28/08
190600	302	DPTF	912833LQ1	US TREASURY STRIP		02/15/24	3.970	\$ 50,000.00	\$ 27,763.00	\$ 28,663.50	02/27/09
190831	302	DPTF	912833LQ1	US TREASURY STRIP		02/15/24	4.040	\$ 50,000.00	\$ 27,542.00	\$ 28,663.50	03/20/09
190957	302	DPTF	912833LQ1	US TREASURY STRIP		02/15/24	3.935	\$ 100,000.00	\$ 55,996.00	\$ 57,327.00	03/30/09
191123	302	DPTF	912833LQ1	US TREASURY STRIP		02/15/24	3.823	\$ 5,000.00	\$ 2,850.00	\$ 2,866.35	04/13/09
191214	302	DPTF	912833LQ1	US TREASURY STRIP		02/15/24	3.688	\$ 50,000.00	\$ 29,074.50	\$ 28,663.50	04/16/09
191861	302	DPTF	912833LQ1	US TREASURY STRIP		02/15/24	3.999	\$ 50,000.00	\$ 27,815.00	\$ 28,663.50	04/24/09
194859	302	DPTF	912833LQ1	US TREASURY STRIP		02/15/24	4.610	\$ 100,000.00	\$ 52,785.00	\$ 57,327.00	02/08/10
195184	302	DPTF	912833LQ1	US TREASURY STRIP		02/15/24	4.585	\$ 50,000.00	\$ 26,559.00	\$ 28,663.50	03/03/10
195391	302	DPTF	912833LQ1	US TREASURY STRIP		02/15/24	4.627	\$ 100,000.00	\$ 52,874.00	\$ 57,327.00	03/12/10
195860	302	DPTF	912833LQ1	US TREASURY STRIP		02/15/24	4.784	\$ 50,000.00	\$ 25,969.50	\$ 28,663.50	04/08/10
196885	302	DPTF	912833LQ1	US TREASURY STRIP		02/15/24	4.500	\$ 50,000.00	\$ 27,061.50	\$ 28,663.50	04/30/10
181170	302	DPTF	912833LR9	US TREASURY STRIP		05/15/24	5.190	\$ 50,000.00	\$ 20,972.50	\$ 28,249.00	05/31/07
181418	302	DPTF	912833LR9	US TREASURY STRIP		05/15/24	5.425	\$ 50,000.00	\$ 20,250.50	\$ 28,249.00	06/26/07
181559	302	DPTF	912833LR9	US TREASURY STRIP		05/15/24	5.297	\$ 50,000.00	\$ 20,710.00	\$ 28,249.00	07/06/07
181865	302	DPTF	912833LR9	US TREASURY STRIP		05/15/24	5.210	\$ 100,000.00	\$ 42,158.00	\$ 56,498.00	07/30/07
182555	302	DPTF	912833LR9	US TREASURY STRIP		05/15/24	5.149	\$ 100,000.00	\$ 42,920.00	\$ 56,498.00	09/25/07
186423	302	DPTF	912833LR9	US TREASURY STRIP		05/15/24	4.700	\$ 50,000.00	\$ 23,813.00	\$ 28,249.00	05/27/08
186668	302	DPTF	912833LR9	US TREASURY STRIP		05/15/24	4.193	\$ 25,000.00	\$ 12,905.75	\$ 14,124.50	06/09/08
187231	302	DPTF	912833LR9	US TREASURY STRIP		05/15/24	4.638	\$ 10,000.00	\$ 4,836.00	\$ 5,649.80	07/11/08
192220	302	DPTF	912833LR9	US TREASURY STRIP		05/15/24	4.542	\$ 150,000.00	\$ 76,455.00	\$ 84,747.00	05/13/09
193238	302	DPTF	912833LR9	US TREASURY STRIP		05/15/24	4.696	\$ 50,000.00	\$ 25,222.79	\$ 28,249.00	08/18/09
197104	302	DPTF	912833LR9	US TREASURY STRIP		05/15/24	4.298	\$ 306,000.00	\$ 168,631.09	\$ 172,883.88	05/11/10
197198	302	DPTF	912833LR9	US TREASURY STRIP		05/15/24	4.344	\$ 25,000.00	\$ 13,696.00	\$ 14,124.50	05/14/10
198378	302	DPTF	912833LR9	US TREASURY STRIP		05/15/24	3.925	\$ 50,000.00	\$ 29,157.50	\$ 28,249.00	06/30/10
198705	302	DPTF	912833LR9	US TREASURY STRIP		05/15/24	3.943	\$ 100,000.00	\$ 58,250.00	\$ 56,498.00	07/13/10
186337	305	DPTF	912833LR9	US TREASURY STRIP		05/15/24	4.764	\$ 7,538,000.00	\$ 3,552,131.74	\$ 4,258,819.24	05/22/08
178336	302	DPTF	912833LS7	US TREASURY STRIP		08/15/24	4.920	\$ 50,000.00	\$ 20,983.50	\$ 27,807.00	10/04/06
178590	302	DPTF	912833LS7	US TREASURY STRIP		08/15/24	5.074	\$ 138,000.00	\$ 56,549.64	\$ 76,747.32	10/26/06
179000	302	DPTF	912833LS7	US TREASURY STRIP		08/15/24	4.815	\$ 50,000.00	\$ 21,524.00	\$ 27,807.00	11/28/06
182224	302	DPTF	912833LS7	US TREASURY STRIP		08/15/24	5.100	\$ 100,000.00	\$ 42,556.00	\$ 55,614.00	08/28/07
182760	302	DPTF	912833LS7	US TREASURY STRIP		08/15/24	4.973	\$ 100,000.00	\$ 43,684.00	\$ 55,614.00	10/05/07
188071	302	DPTF	912833LS7	US TREASURY STRIP		08/15/24	4.352	\$ 50,000.00	\$ 25,200.00	\$ 27,807.00	09/15/08
193257	302	DPTF	912833LS7	US TREASURY STRIP		08/15/24	4.636	\$ 100,000.00	\$ 50,300.25	\$ 55,614.00	08/18/09
199564	302	DPTF	912833LS7	US TREASURY STRIP		08/15/24	3.770	\$ 50,000.00	\$ 29,634.00	\$ 27,807.00	08/13/10
200627	302	DPTF	912833LS7	US TREASURY STRIP		08/15/24	3.570	\$ 100,000.00	\$ 61,168.00	\$ 55,614.00	09/24/10
188166	305	DPTF	912833LS7	US TREASURY STRIP		08/15/24	4.197	\$ 576,000.00	\$ 297,624.96	\$ 320,336.64	09/22/08
179298	302	DPTF	912833LT5	US TREASURY STRIP		11/15/24	4.840	\$ 250,000.00	\$ 106,165.00	\$ 136,797.50	12/18/06
183734	302	DPTF	912833LT5	US TREASURY STRIP		11/15/24	4.582	\$ 50,000.00	\$ 23,205.00	\$ 27,359.50	12/05/07
183941	302	DPTF	912833LT5	US TREASURY STRIP		11/15/24	4.890	\$ 100,000.00	\$ 44,185.00	\$ 54,719.00	12/19/07
184231	302	DPTF	912833LT5	US TREASURY STRIP		11/15/24	4.564	\$ 150,000.00	\$ 70,140.00	\$ 82,078.50	01/10/08

PGM: INVS_MONTHEND_INVENTORY
 SOURCE: VisualQED
 MODEL: INVENTORY
 BASIS: SETTLEMENT
 AS-OF: 1/31/2011

JOSH MANDEL
 TREASURER, STATE OF OHIO

INVESTMENT INVENTORY
 SETTLED POSITIONS AS OF: 1/31/11

INVT#	FUND	FUND	CUSIP	DESCRIPTION	RATE	MATURITY	YIELD	PAR AMOUNT	BOOK VALUE	MARKET VALUE	1ST PUR
189218	302	DPTF	912833LT5	US TREASURY STRIP		11/15/24	4.400	\$ 100,000.00	\$ 49,875.00	\$ 54,719.00	11/21/08
189264	302	DPTF	912833LT5	US TREASURY STRIP		11/15/24	4.133	\$ 5,000.00	\$ 2,600.00	\$ 2,735.95	11/21/08
189963	302	DPTF	912833LT5	US TREASURY STRIP		11/15/24	3.602	\$ 250,000.00	\$ 142,012.50	\$ 136,797.50	01/12/09
190251	302	DPTF	912833LT5	US TREASURY STRIP		11/15/24	4.070	\$ 100,000.00	\$ 52,959.00	\$ 54,719.00	02/04/09
194197	302	DPTF	912833LT5	US TREASURY STRIP		11/15/24	4.438	\$ 100,000.00	\$ 51,822.00	\$ 54,719.00	11/24/09
194730	302	DPTF	912833LT5	US TREASURY STRIP		11/15/24	4.556	\$ 50,000.00	\$ 25,675.50	\$ 27,359.50	01/28/10
201936	302	DPTF	912833LT5	US TREASURY STRIP		11/15/24	3.810	\$ 50,000.00	\$ 29,484.00	\$ 27,359.50	11/17/10
202151	302	DPTF	912833LT5	US TREASURY STRIP		11/15/24	3.939	\$ 50,000.00	\$ 28,988.50	\$ 27,359.50	11/24/10
203391	302	DPTF	912833LT5	US TREASURY STRIP		11/15/24	4.361	\$ 100,000.00	\$ 55,167.00	\$ 54,719.00	01/31/11
180372	302	DPTF	912833LU2	US TREASURY STRIP		02/15/25	4.990	\$ 50,000.00	\$ 20,723.00	\$ 26,928.50	04/03/07
180524	302	DPTF	912833LU2	US TREASURY STRIP		02/15/25	5.103	\$ 100,000.00	\$ 40,692.00	\$ 53,857.00	04/12/07
180740	302	DPTF	912833LU2	US TREASURY STRIP		02/15/25	4.980	\$ 100,000.00	\$ 41,671.00	\$ 53,857.00	04/30/07
184842	302	DPTF	912833LU2	US TREASURY STRIP		02/15/25	4.830	\$ 10,000.00	\$ 4,450.19	\$ 5,385.70	02/28/08
185232	302	DPTF	912833LU2	US TREASURY STRIP		02/15/25	4.470	\$ 10,000.00	\$ 4,740.00	\$ 5,385.70	03/27/08
185275	302	DPTF	912833LU2	US TREASURY STRIP		02/15/25	4.440	\$ 50,000.00	\$ 23,820.50	\$ 26,928.50	03/28/08
185601	302	DPTF	912833LU2	US TREASURY STRIP		02/15/25	4.460	\$ 50,000.00	\$ 23,797.00	\$ 26,928.50	04/16/08
185623	302	DPTF	912833LU2	US TREASURY STRIP		02/15/25	4.408	\$ 10,000.00	\$ 4,800.00	\$ 5,385.70	04/16/08
185887	302	DPTF	912833LU2	US TREASURY STRIP		02/15/25	4.780	\$ 25,000.00	\$ 11,305.75	\$ 13,464.25	04/28/08
190601	302	DPTF	912833LU2	US TREASURY STRIP		02/15/25	3.959	\$ 50,000.00	\$ 26,736.50	\$ 26,928.50	02/27/09
190832	302	DPTF	912833LU2	US TREASURY STRIP		02/15/25	4.090	\$ 50,000.00	\$ 26,256.50	\$ 26,928.50	03/20/09
190958	302	DPTF	912833LU2	US TREASURY STRIP		02/15/25	4.025	\$ 100,000.00	\$ 53,103.00	\$ 53,857.00	03/30/09
191124	302	DPTF	912833LU2	US TREASURY STRIP		02/15/25	3.809	\$ 5,000.00	\$ 2,750.00	\$ 2,692.85	04/13/09
191215	302	DPTF	912833LU2	US TREASURY STRIP		02/15/25	4.085	\$ 50,000.00	\$ 26,355.50	\$ 26,928.50	04/16/09
191862	302	DPTF	912833LU2	US TREASURY STRIP		02/15/25	4.072	\$ 50,000.00	\$ 26,435.00	\$ 26,928.50	04/24/09
194861	302	DPTF	912833LU2	US TREASURY STRIP		02/15/25	4.690	\$ 100,000.00	\$ 49,845.00	\$ 53,857.00	02/08/10
195185	302	DPTF	912833LU2	US TREASURY STRIP		02/15/25	4.679	\$ 50,000.00	\$ 25,037.00	\$ 26,928.50	03/03/10
195392	302	DPTF	912833LU2	US TREASURY STRIP		02/15/25	4.724	\$ 100,000.00	\$ 49,804.00	\$ 53,857.00	03/12/10
195861	302	DPTF	912833LU2	US TREASURY STRIP		02/15/25	4.883	\$ 50,000.00	\$ 24,416.00	\$ 26,928.50	04/08/10
196886	302	DPTF	912833LU2	US TREASURY STRIP		02/15/25	4.595	\$ 50,000.00	\$ 25,530.00	\$ 26,928.50	04/30/10
181171	302	DPTF	912833LV0	US TREASURY STRIP		05/15/25	5.180	\$ 50,000.00	\$ 19,959.50	\$ 26,492.00	05/31/07
181419	302	DPTF	912833LV0	US TREASURY STRIP		05/15/25	5.415	\$ 50,000.00	\$ 19,228.50	\$ 26,492.00	06/26/07
181560	302	DPTF	912833LV0	US TREASURY STRIP		05/15/25	5.292	\$ 50,000.00	\$ 19,671.00	\$ 26,492.00	07/06/07
181866	302	DPTF	912833LV0	US TREASURY STRIP		05/15/25	5.205	\$ 100,000.00	\$ 40,080.00	\$ 52,984.00	07/30/07
186424	302	DPTF	912833LV0	US TREASURY STRIP		05/15/25	4.740	\$ 50,000.00	\$ 22,582.00	\$ 26,492.00	05/27/08
186669	302	DPTF	912833LV0	US TREASURY STRIP		05/15/25	4.860	\$ 25,000.00	\$ 11,087.50	\$ 13,246.00	06/09/08
187232	302	DPTF	912833LV0	US TREASURY STRIP		05/15/25	4.654	\$ 10,000.00	\$ 4,607.10	\$ 5,298.40	07/11/08
192221	302	DPTF	912833LV0	US TREASURY STRIP		05/15/25	4.588	\$ 150,000.00	\$ 72,570.00	\$ 79,476.00	05/13/09
193239	302	DPTF	912833LV0	US TREASURY STRIP		05/15/25	4.731	\$ 50,000.00	\$ 23,949.52	\$ 26,492.00	08/18/09
197106	302	DPTF	912833LV0	US TREASURY STRIP		05/15/25	4.379	\$ 306,000.00	\$ 159,702.01	\$ 162,131.04	05/11/10
197199	302	DPTF	912833LV0	US TREASURY STRIP		05/15/25	4.417	\$ 25,000.00	\$ 12,980.00	\$ 13,246.00	05/14/10
198379	302	DPTF	912833LV0	US TREASURY STRIP		05/15/25	3.997	\$ 50,000.00	\$ 27,752.50	\$ 26,492.00	06/30/10
198708	302	DPTF	912833LV0	US TREASURY STRIP		05/15/25	4.026	\$ 100,000.00	\$ 55,350.00	\$ 52,984.00	07/13/10
186338	305	DPTF	912833LV0	US TREASURY STRIP		05/15/25	4.811	\$ 7,538,000.00	\$ 3,362,475.66	\$ 3,993,933.92	05/22/08
178337	302	DPTF	912833LW8	US TREASURY STRIP		08/15/25	4.910	\$ 50,000.00	\$ 20,025.00	\$ 26,069.50	10/04/06
178591	302	DPTF	912833LW8	US TREASURY STRIP		08/15/25	5.060	\$ 138,000.00	\$ 53,924.88	\$ 71,951.82	10/26/06
179001	302	DPTF	912833LW8	US TREASURY STRIP		08/15/25	4.805	\$ 50,000.00	\$ 20,561.50	\$ 26,069.50	11/28/06
182225	302	DPTF	912833LW8	US TREASURY STRIP		08/15/25	5.110	\$ 100,000.00	\$ 40,395.00	\$ 52,139.00	08/28/07
182556	302	DPTF	912833LW8	US TREASURY STRIP		08/15/25	5.146	\$ 100,000.00	\$ 40,300.00	\$ 52,139.00	09/25/07
182761	302	DPTF	912833LW8	US TREASURY STRIP		08/15/25	4.972	\$ 100,000.00	\$ 41,591.00	\$ 52,139.00	10/05/07
188072	302	DPTF	912833LW8	US TREASURY STRIP		08/15/25	4.412	\$ 50,000.00	\$ 23,900.00	\$ 26,069.50	09/15/08
193258	302	DPTF	912833LW8	US TREASURY STRIP		08/15/25	4.700	\$ 100,000.00	\$ 47,575.25	\$ 52,139.00	08/18/09
199566	302	DPTF	912833LW8	US TREASURY STRIP		08/15/25	3.850	\$ 50,000.00	\$ 28,213.50	\$ 26,069.50	08/13/10
200628	302	DPTF	912833LW8	US TREASURY STRIP		08/15/25	3.660	\$ 100,000.00	\$ 58,269.00	\$ 52,139.00	09/24/10
188167	305	DPTF	912833LW8	US TREASURY STRIP		08/15/25	4.245	\$ 576,000.00	\$ 283,253.76	\$ 300,320.64	09/22/08
179299	302	DPTF	912833LX6	US TREASURY STRIP		11/15/25	4.835	\$ 250,000.00	\$ 101,300.00	\$ 128,300.00	12/18/06
179705	302	DPTF	912833LX6	US TREASURY STRIP		11/15/25	5.145	\$ 150,000.00	\$ 57,760.50	\$ 76,980.00	01/31/07

PGM: INVS_MONTHEND_INVENTORY
 SOURCE: VisualQED
 MODEL: INVENTORY
 BASIS: SETTLEMENT
 AS-OF: 1/31/2011

JOSH MANDEL
 TREASURER, STATE OF OHIO

INVESTMENT INVENTORY
 SETTLED POSITIONS AS OF: 1/31/11

INVT#	FUND	FUND	CUSIP	DESCRIPTION	RATE	MATURITY	YIELD	PAR AMOUNT	BOOK VALUE	MARKET VALUE	1ST PUR
183735	302	DPTF	912833LX6	US TREASURY STRIP		11/15/25	4.601	\$ 50,000.00	\$ 22,105.00	\$ 25,660.00	12/05/07
183942	302	DPTF	912833LX6	US TREASURY STRIP		11/15/25	4.890	\$ 100,000.00	\$ 42,101.00	\$ 51,320.00	12/19/07
184232	302	DPTF	912833LX6	US TREASURY STRIP		11/15/25	4.570	\$ 150,000.00	\$ 66,975.00	\$ 76,980.00	01/10/08
189219	302	DPTF	912833LX6	US TREASURY STRIP		11/15/25	4.500	\$ 100,000.00	\$ 46,964.00	\$ 51,320.00	11/21/08
189266	302	DPTF	912833LX6	US TREASURY STRIP		11/15/25	4.369	\$ 5,000.00	\$ 2,400.00	\$ 2,566.00	11/21/08
189964	302	DPTF	912833LX6	US TREASURY STRIP		11/15/25	3.580	\$ 250,000.00	\$ 137,542.50	\$ 128,300.00	01/12/09
190252	302	DPTF	912833LX6	US TREASURY STRIP		11/15/25	3.935	\$ 100,000.00	\$ 52,010.00	\$ 51,320.00	02/04/09
194198	302	DPTF	912833LX6	US TREASURY STRIP		11/15/25	4.477	\$ 100,000.00	\$ 49,295.00	\$ 51,320.00	11/24/09
194731	302	DPTF	912833LX6	US TREASURY STRIP		11/15/25	4.631	\$ 50,000.00	\$ 24,260.00	\$ 25,660.00	01/28/10
201937	302	DPTF	912833LX6	US TREASURY STRIP		11/15/25	3.960	\$ 50,000.00	\$ 27,772.50	\$ 25,660.00	11/17/10
202152	302	DPTF	912833LX6	US TREASURY STRIP		11/15/25	4.070	\$ 50,000.00	\$ 27,348.50	\$ 25,660.00	11/24/10
203392	302	DPTF	912833LX6	US TREASURY STRIP		11/15/25	4.466	\$ 100,000.00	\$ 52,041.00	\$ 51,320.00	01/31/11
180373	302	DPTF	912833LY4	US TREASURY STRIP		02/15/26	4.970	\$ 50,000.00	\$ 19,799.00	\$ 25,223.50	04/03/07
180525	302	DPTF	912833LY4	US TREASURY STRIP		02/15/26	5.080	\$ 100,000.00	\$ 38,853.00	\$ 50,447.00	04/12/07
180741	302	DPTF	912833LY4	US TREASURY STRIP		02/15/26	4.965	\$ 100,000.00	\$ 39,780.00	\$ 50,447.00	04/30/07
184843	302	DPTF	912833LY4	US TREASURY STRIP		02/15/26	4.870	\$ 10,000.00	\$ 4,213.13	\$ 5,044.70	02/28/08
185233	302	DPTF	912833LY4	US TREASURY STRIP		02/15/26	4.495	\$ 10,000.00	\$ 4,515.00	\$ 5,044.70	03/27/08
185276	302	DPTF	912833LY4	US TREASURY STRIP		02/15/26	4.470	\$ 50,000.00	\$ 22,677.50	\$ 25,223.50	03/28/08
185602	302	DPTF	912833LY4	US TREASURY STRIP		02/15/26	4.480	\$ 50,000.00	\$ 22,691.00	\$ 25,223.50	04/16/08
185624	302	DPTF	912833LY4	US TREASURY STRIP		02/15/26	4.452	\$ 10,000.00	\$ 4,560.00	\$ 5,044.70	04/16/08
185888	302	DPTF	912833LY4	US TREASURY STRIP		02/15/26	4.790	\$ 25,000.00	\$ 10,765.25	\$ 12,611.75	04/28/08
190602	302	DPTF	912833LY4	US TREASURY STRIP		02/15/26	3.851	\$ 50,000.00	\$ 26,175.00	\$ 25,223.50	02/27/09
190833	302	DPTF	912833LY4	US TREASURY STRIP		02/15/26	4.000	\$ 50,000.00	\$ 25,593.50	\$ 25,223.50	03/20/09
190959	302	DPTF	912833LY4	US TREASURY STRIP		02/15/26	3.937	\$ 100,000.00	\$ 51,783.00	\$ 50,447.00	03/30/09
191125	302	DPTF	912833LY4	US TREASURY STRIP		02/15/26	3.805	\$ 5,000.00	\$ 2,522.00	\$ 2,522.35	04/13/09
191216	302	DPTF	912833LY4	US TREASURY STRIP		02/15/26	4.056	\$ 50,000.00	\$ 25,434.50	\$ 25,223.50	04/16/09
191863	302	DPTF	912833LY4	US TREASURY STRIP		02/15/26	4.018	\$ 50,000.00	\$ 25,615.00	\$ 25,223.50	04/24/09
194862	302	DPTF	912833LY4	US TREASURY STRIP		02/15/26	4.750	\$ 100,000.00	\$ 47,142.00	\$ 50,447.00	02/08/10
195186	302	DPTF	912833LY4	US TREASURY STRIP		02/15/26	4.738	\$ 50,000.00	\$ 23,685.00	\$ 25,223.50	03/03/10
195393	302	DPTF	912833LY4	US TREASURY STRIP		02/15/26	4.789	\$ 100,000.00	\$ 47,053.00	\$ 50,447.00	03/12/10
195862	302	DPTF	912833LY4	US TREASURY STRIP		02/15/26	4.917	\$ 50,000.00	\$ 23,146.50	\$ 25,223.50	04/08/10
196887	302	DPTF	912833LY4	US TREASURY STRIP		02/15/26	4.657	\$ 50,000.00	\$ 24,162.00	\$ 25,223.50	04/30/10
181172	302	DPTF	912833LZ1	US TREASURY STRIP		05/15/26	5.165	\$ 50,000.00	\$ 19,017.50	\$ 24,838.00	05/31/07
181420	302	DPTF	912833LZ1	US TREASURY STRIP		05/15/26	5.390	\$ 50,000.00	\$ 18,312.00	\$ 24,838.00	06/26/07
181561	302	DPTF	912833LZ1	US TREASURY STRIP		05/15/26	5.265	\$ 50,000.00	\$ 18,763.50	\$ 24,838.00	07/06/07
181867	302	DPTF	912833LZ1	US TREASURY STRIP		05/15/26	5.118	\$ 100,000.00	\$ 38,682.00	\$ 49,676.00	07/30/07
186425	302	DPTF	912833LZ1	US TREASURY STRIP		05/15/26	4.770	\$ 50,000.00	\$ 21,435.50	\$ 24,838.00	05/27/08
186670	302	DPTF	912833LZ1	US TREASURY STRIP		05/15/26	4.885	\$ 25,000.00	\$ 10,521.50	\$ 12,419.00	06/09/08
187233	302	DPTF	912833LZ1	US TREASURY STRIP		05/15/26	4.686	\$ 10,000.00	\$ 4,375.40	\$ 4,967.60	07/11/08
192223	302	DPTF	912833LZ1	US TREASURY STRIP		05/15/26	4.569	\$ 150,000.00	\$ 69,570.00	\$ 74,514.00	05/13/09
193240	302	DPTF	912833LZ1	US TREASURY STRIP		05/15/26	4.741	\$ 50,000.00	\$ 22,818.09	\$ 24,838.00	08/18/09
197107	302	DPTF	912833LZ1	US TREASURY STRIP		05/15/26	4.404	\$ 306,000.00	\$ 152,333.53	\$ 152,008.56	05/11/10
197200	302	DPTF	912833LZ1	US TREASURY STRIP		05/15/26	4.422	\$ 25,000.00	\$ 12,415.50	\$ 12,419.00	05/14/10
198380	302	DPTF	912833LZ1	US TREASURY STRIP		05/15/26	4.006	\$ 50,000.00	\$ 26,638.50	\$ 24,838.00	06/30/10
198709	302	DPTF	912833LZ1	US TREASURY STRIP		05/15/26	4.073	\$ 100,000.00	\$ 52,800.00	\$ 49,676.00	07/13/10
186339	305	DPTF	912833LZ1	US TREASURY STRIP		05/15/26	4.846	\$ 7,538,000.00	\$ 3,186,689.50	\$ 3,744,576.88	05/22/08
178592	302	DPTF	912833PA2	US TREASURY STRIP		08/15/26	5.052	\$ 138,000.00	\$ 51,376.02	\$ 67,454.40	10/26/06
182226	302	DPTF	912833PA2	US TREASURY STRIP		08/15/26	5.100	\$ 100,000.00	\$ 38,478.00	\$ 48,880.00	08/28/07
182557	302	DPTF	912833PA2	US TREASURY STRIP		08/15/26	5.162	\$ 100,000.00	\$ 38,190.00	\$ 48,880.00	09/25/07
182762	302	DPTF	912833PA2	US TREASURY STRIP		08/15/26	4.963	\$ 100,000.00	\$ 39,670.00	\$ 48,880.00	10/05/07
188073	302	DPTF	912833PA2	US TREASURY STRIP		08/15/26	4.450	\$ 50,000.00	\$ 22,725.00	\$ 24,440.00	09/15/08
193259	302	DPTF	912833PA2	US TREASURY STRIP		08/15/26	4.685	\$ 100,000.00	\$ 45,523.25	\$ 48,880.00	08/18/09
199565	302	DPTF	912833PA2	US TREASURY STRIP		08/15/26	3.915	\$ 50,000.00	\$ 26,882.00	\$ 24,440.00	08/13/10
200629	302	DPTF	912833PA2	US TREASURY STRIP		08/15/26	3.730	\$ 100,000.00	\$ 55,583.00	\$ 48,880.00	09/24/10
188168	305	DPTF	912833PA2	US TREASURY STRIP		08/15/26	4.285	\$ 576,000.00	\$ 269,706.24	\$ 281,548.80	09/22/08
183736	302	DPTF	912833PB0	US TREASURY STRIP		11/15/26	4.605	\$ 50,000.00	\$ 21,105.00	\$ 24,067.00	12/05/07

PGM: INVS_MONTHEND_INVENTORY
 SOURCE: VisualQED
 MODEL: INVENTORY
 BASIS: SETTLEMENT
 AS-OF: 1/31/2011

JOSH MANDEL
 TREASURER, STATE OF OHIO

INVESTMENT INVENTORY
 SETTLED POSITIONS AS OF: 1/31/11

INVT#	FUND	FUND	CUSIP	DESCRIPTION	RATE	MATURITY	YIELD	PAR AMOUNT	BOOK VALUE	MARKET VALUE	1ST PUR
183943	302	DPTF	912833PB0	US TREASURY STRIP		11/15/26	4.553	\$ 100,000.00	\$ 42,689.00	\$ 48,134.00	12/19/07
184233	302	DPTF	912833PB0	US TREASURY STRIP		11/15/26	4.554	\$ 150,000.00	\$ 64,200.00	\$ 72,201.00	01/10/08
189220	302	DPTF	912833PB0	US TREASURY STRIP		11/15/26	4.540	\$ 100,000.00	\$ 44,605.00	\$ 48,134.00	11/21/08
189267	302	DPTF	912833PB0	US TREASURY STRIP		11/15/26	4.490	\$ 5,000.00	\$ 2,250.00	\$ 2,406.70	11/21/08
189965	302	DPTF	912833PB0	US TREASURY STRIP		11/15/26	3.610	\$ 250,000.00	\$ 132,050.00	\$ 120,335.00	01/12/09
190254	302	DPTF	912833PB0	US TREASURY STRIP		11/15/26	3.970	\$ 100,000.00	\$ 49,718.00	\$ 48,134.00	02/04/09
194199	302	DPTF	912833PB0	US TREASURY STRIP		11/15/26	4.504	\$ 100,000.00	\$ 46,951.00	\$ 48,134.00	11/24/09
194732	302	DPTF	912833PB0	US TREASURY STRIP		11/15/26	4.668	\$ 50,000.00	\$ 23,034.00	\$ 24,067.00	01/28/10
201938	302	DPTF	912833PB0	US TREASURY STRIP		11/15/26	4.110	\$ 50,000.00	\$ 26,084.00	\$ 24,067.00	11/17/10
202153	302	DPTF	912833PB0	US TREASURY STRIP		11/15/26	4.216	\$ 50,000.00	\$ 25,675.00	\$ 24,067.00	11/24/10
203393	302	DPTF	912833PB0	US TREASURY STRIP		11/15/26	4.603	\$ 100,000.00	\$ 48,751.00	\$ 48,134.00	01/31/11
185625	302	DPTF	912803BK8	US TREASURY STRIP (P)		02/15/27	4.457	\$ 10,000.00	\$ 4,360.00	\$ 4,839.30	04/16/08
184844	302	DPTF	912833PC8	US TREASURY STRIP		02/15/27	4.900	\$ 10,000.00	\$ 3,992.97	\$ 4,743.90	02/28/08
185234	302	DPTF	912833PC8	US TREASURY STRIP		02/15/27	4.456	\$ 10,000.00	\$ 4,350.00	\$ 4,743.90	03/27/08
185277	302	DPTF	912833PC8	US TREASURY STRIP		02/15/27	4.460	\$ 50,000.00	\$ 21,736.50	\$ 23,719.50	03/28/08
185603	302	DPTF	912833PC8	US TREASURY STRIP		02/15/27	4.500	\$ 50,000.00	\$ 21,628.00	\$ 23,719.50	04/16/08
185889	302	DPTF	912833PC8	US TREASURY STRIP		02/15/27	4.680	\$ 25,000.00	\$ 10,477.25	\$ 11,859.75	04/28/08
190603	302	DPTF	912833PC8	US TREASURY STRIP		02/15/27	3.926	\$ 50,000.00	\$ 24,864.00	\$ 23,719.50	02/27/09
190836	302	DPTF	912833PC8	US TREASURY STRIP		02/15/27	4.040	\$ 50,000.00	\$ 24,427.50	\$ 23,719.50	03/20/09
190960	302	DPTF	912833PC8	US TREASURY STRIP		02/15/27	4.007	\$ 100,000.00	\$ 49,194.00	\$ 47,439.00	03/30/09
191126	302	DPTF	912833PC8	US TREASURY STRIP		02/15/27	3.810	\$ 5,000.00	\$ 2,550.00	\$ 2,371.95	04/13/09
191217	302	DPTF	912833PC8	US TREASURY STRIP		02/15/27	4.061	\$ 50,000.00	\$ 24,411.50	\$ 23,719.50	04/16/09
191864	302	DPTF	912833PC8	US TREASURY STRIP		02/15/27	4.030	\$ 50,000.00	\$ 24,565.00	\$ 23,719.50	04/24/09
194863	302	DPTF	912833PC8	US TREASURY STRIP		02/15/27	4.800	\$ 100,000.00	\$ 44,608.00	\$ 47,439.00	02/08/10
195187	302	DPTF	912833PC8	US TREASURY STRIP		02/15/27	4.789	\$ 50,000.00	\$ 22,413.00	\$ 23,719.50	03/03/10
195394	302	DPTF	912833PC8	US TREASURY STRIP		02/15/27	4.852	\$ 100,000.00	\$ 44,414.00	\$ 47,439.00	03/12/10
195863	302	DPTF	912833PC8	US TREASURY STRIP		02/15/27	4.963	\$ 50,000.00	\$ 21,881.50	\$ 23,719.50	04/08/10
196888	302	DPTF	912833PC8	US TREASURY STRIP		02/15/27	4.705	\$ 50,000.00	\$ 22,895.50	\$ 23,719.50	04/30/10
186426	302	DPTF	912833PD6	US TREASURY STRIP		05/15/27	4.790	\$ 50,000.00	\$ 20,372.50	\$ 23,404.00	05/27/08
186671	302	DPTF	912833PD6	US TREASURY STRIP		05/15/27	4.900	\$ 25,000.00	\$ 9,998.00	\$ 11,702.00	06/09/08
187234	302	DPTF	912833PD6	US TREASURY STRIP		05/15/27	4.703	\$ 10,000.00	\$ 4,164.30	\$ 4,680.80	07/11/08
192222	302	DPTF	912833PD6	US TREASURY STRIP		05/15/27	4.575	\$ 150,000.00	\$ 66,435.00	\$ 70,212.00	05/13/09
193241	302	DPTF	912833PD6	US TREASURY STRIP		05/15/27	4.717	\$ 50,000.00	\$ 21,864.33	\$ 23,404.00	08/18/09
197109	302	DPTF	912833PD6	US TREASURY STRIP		05/15/27	4.441	\$ 306,000.00	\$ 144,946.69	\$ 143,232.48	05/11/10
197201	302	DPTF	912833PD6	US TREASURY STRIP		05/15/27	4.467	\$ 25,000.00	\$ 11,795.50	\$ 11,702.00	05/14/10
198381	302	DPTF	912833PD6	US TREASURY STRIP		05/15/27	4.041	\$ 50,000.00	\$ 25,454.50	\$ 23,404.00	06/30/10
198710	302	DPTF	912833PD6	US TREASURY STRIP		05/15/27	4.104	\$ 100,000.00	\$ 50,450.00	\$ 46,808.00	07/13/10
186340	305	DPTF	912833PD6	US TREASURY STRIP		05/15/27	4.832	\$ 7,538,000.00	\$ 3,045,578.14	\$ 3,528,387.04	05/22/08
178593	302	DPTF	912833PE4	US TREASURY STRIP		08/15/27	5.024	\$ 138,000.00	\$ 49,154.22	\$ 63,630.42	10/26/06
188074	302	DPTF	912833PE4	US TREASURY STRIP		08/15/27	4.449	\$ 50,000.00	\$ 21,750.00	\$ 23,054.50	09/15/08
193260	302	DPTF	912833PE4	US TREASURY STRIP		08/15/27	4.654	\$ 100,000.00	\$ 43,702.25	\$ 46,109.00	08/18/09
199567	302	DPTF	912833PE4	US TREASURY STRIP		08/15/27	3.975	\$ 50,000.00	\$ 25,602.50	\$ 23,054.50	08/13/10
200630	302	DPTF	912833PE4	US TREASURY STRIP		08/15/27	3.815	\$ 100,000.00	\$ 52,817.00	\$ 46,109.00	09/24/10
188169	305	DPTF	912833PE4	US TREASURY STRIP		08/15/27	4.317	\$ 576,000.00	\$ 256,982.40	\$ 265,587.84	09/22/08
189221	302	DPTF	912833QB9	US TREASURY STRIP		11/15/27	4.590	\$ 100,000.00	\$ 42,253.00	\$ 45,439.00	11/21/08
189268	302	DPTF	912833QB9	US TREASURY STRIP		11/15/27	4.496	\$ 5,000.00	\$ 2,150.00	\$ 2,271.95	11/21/08
189966	302	DPTF	912833QB9	US TREASURY STRIP		11/15/27	3.635	\$ 250,000.00	\$ 126,822.50	\$ 113,597.50	01/12/09
190255	302	DPTF	912833QB9	US TREASURY STRIP		11/15/27	4.050	\$ 100,000.00	\$ 47,103.00	\$ 45,439.00	02/04/09
194200	302	DPTF	912833QB9	US TREASURY STRIP		11/15/27	4.515	\$ 100,000.00	\$ 44,817.00	\$ 45,439.00	11/24/09
194733	302	DPTF	912833QB9	US TREASURY STRIP		11/15/27	4.699	\$ 50,000.00	\$ 21,877.50	\$ 22,719.50	01/28/10
201939	302	DPTF	912833QB9	US TREASURY STRIP		11/15/27	4.200	\$ 50,000.00	\$ 24,671.50	\$ 22,719.50	11/17/10
202155	302	DPTF	912833QB9	US TREASURY STRIP		11/15/27	4.300	\$ 50,000.00	\$ 24,284.50	\$ 22,719.50	11/24/10
203394	302	DPTF	912833QB9	US TREASURY STRIP		11/15/27	4.664	\$ 100,000.00	\$ 46,118.00	\$ 45,439.00	01/31/11
184845	302	DPTF	912833RY8	US TREASURY STRIP		02/15/28	4.890	\$ 10,000.00	\$ 3,811.70	\$ 4,478.10	02/28/08
185235	302	DPTF	912833RY8	US TREASURY STRIP		02/15/28	4.478	\$ 10,000.00	\$ 4,145.00	\$ 4,478.10	03/27/08
185626	302	DPTF	912833RY8	US TREASURY STRIP		02/15/28	4.515	\$ 10,000.00	\$ 4,125.00	\$ 4,478.10	04/16/08

PGM: INVS_MONTHEND_INVENTORY
 SOURCE: VisualQED
 MODEL: INVENTORY
 BASIS: SETTLEMENT
 AS-OF: 1/31/2011

JOSH MANDEL
 TREASURER, STATE OF OHIO

INVESTMENT INVENTORY
 SETTLED POSITIONS AS OF: 1/31/11

INVT#	FUND	FUND	CUSIP	DESCRIPTION	RATE	MATURITY	YIELD	PAR AMOUNT	BOOK VALUE	MARKET VALUE	1ST PUR
185890	302	DPTF	912833RY8	US TREASURY STRIP		02/15/28	4.660	\$ 25,000.00	\$ 10,042.25	\$ 11,195.25	04/28/08
190604	302	DPTF	912833RY8	US TREASURY STRIP		02/15/28	3.758	\$ 50,000.00	\$ 24,675.00	\$ 22,390.50	02/27/09
190835	302	DPTF	912833RY8	US TREASURY STRIP		02/15/28	4.060	\$ 50,000.00	\$ 23,383.00	\$ 22,390.50	03/20/09
190961	302	DPTF	912833RY8	US TREASURY STRIP		02/15/28	4.017	\$ 100,000.00	\$ 47,190.00	\$ 44,781.00	03/30/09
191127	302	DPTF	912833RY8	US TREASURY STRIP		02/15/28	3.822	\$ 5,000.00	\$ 2,450.00	\$ 2,239.05	04/13/09
191218	302	DPTF	912833RY8	US TREASURY STRIP		02/15/28	4.091	\$ 50,000.00	\$ 23,318.00	\$ 22,390.50	04/16/09
191865	302	DPTF	912833RY8	US TREASURY STRIP		02/15/28	4.052	\$ 50,000.00	\$ 23,510.00	\$ 22,390.50	04/24/09
194864	302	DPTF	912833RY8	US TREASURY STRIP		02/15/28	4.820	\$ 100,000.00	\$ 42,392.00	\$ 44,781.00	02/08/10
195188	302	DPTF	912833RY8	US TREASURY STRIP		02/15/28	4.800	\$ 50,000.00	\$ 21,336.00	\$ 22,390.50	03/03/10
195395	302	DPTF	912833RY8	US TREASURY STRIP		02/15/28	4.879	\$ 100,000.00	\$ 42,132.00	\$ 44,781.00	03/12/10
195864	302	DPTF	912833RY8	US TREASURY STRIP		02/15/28	4.986	\$ 50,000.00	\$ 20,752.00	\$ 22,390.50	04/08/10
196889	302	DPTF	912833RY8	US TREASURY STRIP		02/15/28	4.727	\$ 50,000.00	\$ 21,770.00	\$ 22,390.50	04/30/10
186672	302	DPTF	912833WQ9	US TREASURY STRIP		05/15/28	4.875	\$ 25,000.00	\$ 9,572.00	\$ 11,045.50	06/09/08
187235	302	DPTF	912833WQ9	US TREASURY STRIP		05/15/28	4.680	\$ 10,000.00	\$ 3,993.00	\$ 4,418.20	07/11/08
192224	302	DPTF	912833WQ9	US TREASURY STRIP		05/15/28	4.567	\$ 150,000.00	\$ 63,585.00	\$ 66,273.00	05/13/09
193242	302	DPTF	912833WQ9	US TREASURY STRIP		05/15/28	4.335	\$ 50,000.00	\$ 22,379.83	\$ 22,091.00	08/18/09
197110	302	DPTF	912833WQ9	US TREASURY STRIP		05/15/28	4.477	\$ 306,000.00	\$ 137,853.61	\$ 135,196.92	05/11/10
197202	302	DPTF	912833WQ9	US TREASURY STRIP		05/15/28	4.522	\$ 25,000.00	\$ 11,177.00	\$ 11,045.50	05/14/10
198382	302	DPTF	912833WQ9	US TREASURY STRIP		05/15/28	4.090	\$ 50,000.00	\$ 24,247.50	\$ 22,091.00	06/30/10
198711	302	DPTF	912833WQ9	US TREASURY STRIP		05/15/28	4.133	\$ 100,000.00	\$ 48,200.00	\$ 44,182.00	07/13/10
186341	305	DPTF	912833WQ9	US TREASURY STRIP		05/15/28	4.813	\$ 7,538,000.00	\$ 2,914,416.94	\$ 3,330,439.16	05/22/08
178594	302	DPTF	912833RZ5	US TREASURY STRIP		08/15/28	5.002	\$ 138,000.00	\$ 46,993.14	\$ 60,172.14	10/26/06
193261	302	DPTF	912833RZ5	US TREASURY STRIP		08/15/28	4.663	\$ 100,000.00	\$ 41,670.25	\$ 43,603.00	08/18/09
199568	302	DPTF	912833RZ5	US TREASURY STRIP		08/15/28	4.035	\$ 50,000.00	\$ 24,355.00	\$ 21,801.50	08/13/10
200631	302	DPTF	912833RZ5	US TREASURY STRIP		08/15/28	3.890	\$ 100,000.00	\$ 50,193.00	\$ 43,603.00	09/24/10
188170	305	DPTF	912833RZ5	US TREASURY STRIP		08/15/28	4.299	\$ 576,000.00	\$ 247,104.00	\$ 251,153.28	09/22/08
189269	302	DPTF	912833WR7	US TREASURY STRIP		11/15/28	4.389	\$ 5,000.00	\$ 2,100.00	\$ 2,152.65	11/21/08
194201	302	DPTF	912833WR7	US TREASURY STRIP		11/15/28	4.531	\$ 100,000.00	\$ 42,737.00	\$ 43,053.00	11/24/09
194734	302	DPTF	912833WR7	US TREASURY STRIP		11/15/28	4.716	\$ 50,000.00	\$ 20,819.50	\$ 21,526.50	01/28/10
201940	302	DPTF	912833WR7	US TREASURY STRIP		11/15/28	4.270	\$ 50,000.00	\$ 23,377.00	\$ 21,526.50	11/17/10
202156	302	DPTF	912833WR7	US TREASURY STRIP		11/15/28	4.348	\$ 50,000.00	\$ 23,077.00	\$ 21,526.50	11/24/10
203395	302	DPTF	912833WR7	US TREASURY STRIP		11/15/28	4.704	\$ 100,000.00	\$ 43,735.00	\$ 43,053.00	01/31/11
184846	302	DPTF	912833XN5	US TREASURY STRIP		02/15/29	4.870	\$ 10,000.00	\$ 3,646.82	\$ 4,249.40	02/28/08
185236	302	DPTF	912833XN5	US TREASURY STRIP		02/15/29	4.435	\$ 10,000.00	\$ 4,000.00	\$ 4,249.40	03/27/08
185627	302	DPTF	912833XN5	US TREASURY STRIP		02/15/29	4.459	\$ 10,000.00	\$ 3,990.00	\$ 4,249.40	04/16/08
185891	302	DPTF	912833XN5	US TREASURY STRIP		02/15/29	4.660	\$ 25,000.00	\$ 9,590.25	\$ 10,623.50	04/28/08
191128	302	DPTF	912833XN5	US TREASURY STRIP		02/15/29	3.841	\$ 5,000.00	\$ 2,350.00	\$ 2,124.70	04/13/09
194865	302	DPTF	912833XN5	US TREASURY STRIP		02/15/29	4.820	\$ 100,000.00	\$ 40,420.00	\$ 42,494.00	02/08/10
195189	302	DPTF	912833XN5	US TREASURY STRIP		02/15/29	4.547	\$ 50,000.00	\$ 21,321.50	\$ 21,247.00	03/03/10
195396	302	DPTF	912833XN5	US TREASURY STRIP		02/15/29	4.895	\$ 100,000.00	\$ 40,031.00	\$ 42,494.00	03/12/10
195865	302	DPTF	912833XN5	US TREASURY STRIP		02/15/29	5.008	\$ 50,000.00	\$ 19,674.00	\$ 21,247.00	04/08/10
196890	302	DPTF	912833XN5	US TREASURY STRIP		02/15/29	4.740	\$ 50,000.00	\$ 20,728.50	\$ 21,247.00	04/30/10
186673	302	DPTF	912833XS4	US TREASURY STRIP		05/15/29	4.865	\$ 25,000.00	\$ 9,140.50	\$ 10,473.75	06/09/08
187236	302	DPTF	912833XS4	US TREASURY STRIP		05/15/29	4.665	\$ 10,000.00	\$ 3,824.10	\$ 4,189.50	07/11/08
197112	302	DPTF	912833XS4	US TREASURY STRIP		05/15/29	4.490	\$ 306,000.00	\$ 131,543.89	\$ 128,198.70	05/11/10
197204	302	DPTF	912833XS4	US TREASURY STRIP		05/15/29	4.557	\$ 25,000.00	\$ 10,619.00	\$ 10,473.75	05/14/10
198383	302	DPTF	912833XS4	US TREASURY STRIP		05/15/29	4.148	\$ 50,000.00	\$ 23,037.00	\$ 20,947.50	06/30/10
198712	302	DPTF	912833XS4	US TREASURY STRIP		05/15/29	4.188	\$ 100,000.00	\$ 45,800.00	\$ 41,895.00	07/13/10
186343	305	DPTF	912833XS4	US TREASURY STRIP		05/15/29	4.825	\$ 7,538,000.00	\$ 2,772,174.88	\$ 3,158,045.10	05/22/08
178595	302	DPTF	912833XP0	US TREASURY STRIP		08/15/29	4.988	\$ 138,000.00	\$ 44,867.94	\$ 56,925.00	10/26/06
199569	302	DPTF	912833XP0	US TREASURY STRIP		08/15/29	4.095	\$ 50,000.00	\$ 23,141.00	\$ 20,625.00	08/13/10
200632	302	DPTF	912833XP0	US TREASURY STRIP		08/15/29	3.940	\$ 100,000.00	\$ 47,851.00	\$ 41,250.00	09/24/10
188171	305	DPTF	912833XP0	US TREASURY STRIP		08/15/29	4.290	\$ 576,000.00	\$ 237,248.64	\$ 237,600.00	09/22/08
189270	302	DPTF	912833XT2	US TREASURY STRIP		11/15/29	4.384	\$ 5,000.00	\$ 2,012.50	\$ 2,035.80	11/21/08
201941	302	DPTF	912833XT2	US TREASURY STRIP		11/15/29	4.360	\$ 50,000.00	\$ 22,038.00	\$ 20,358.00	11/17/10
202157	302	DPTF	912833XT2	US TREASURY STRIP		11/15/29	4.423	\$ 50,000.00	\$ 21,799.50	\$ 20,358.00	11/24/10

PGM: INVS_MONTHEND_INVENTORY
 SOURCE: VisualQED
 MODEL: INVENTORY
 BASIS: SETTLEMENT
 AS-OF: 1/31/2011

JOSH MANDEL
 TREASURER, STATE OF OHIO

INVESTMENT INVENTORY
 SETTLED POSITIONS AS OF: 1/31/11

INVT#	FUND	FUND	CUSIP	DESCRIPTION	RATE	MATURITY	YIELD	PAR AMOUNT	BOOK VALUE	MARKET VALUE	1ST PUR
203396	302	DPTF	912833XT2	US TREASURY STRIP		11/15/29	4.750	\$ 100,000.00	\$ 41,397.00	\$ 40,716.00	01/31/11
184847	302	DPTF	912833XX3	US TREASURY STRIP		02/15/30	4.860	\$ 10,000.00	\$ 3,482.97	\$ 4,015.00	02/28/08
185237	302	DPTF	912833XX3	US TREASURY STRIP		02/15/30	4.470	\$ 10,000.00	\$ 3,800.00	\$ 4,015.00	03/27/08
185628	302	DPTF	912833XX3	US TREASURY STRIP		02/15/30	4.481	\$ 10,000.00	\$ 3,800.00	\$ 4,015.00	04/16/08
185892	302	DPTF	912833XX3	US TREASURY STRIP		02/15/30	4.630	\$ 25,000.00	\$ 9,217.25	\$ 10,037.50	04/28/08
191130	302	DPTF	912833XX3	US TREASURY STRIP		02/15/30	3.868	\$ 5,000.00	\$ 2,250.00	\$ 2,007.50	04/13/09
186674	302	DPTF	912833XU9	US TREASURY STRIP		05/15/30	4.820	\$ 25,000.00	\$ 8,796.00	\$ 9,912.25	06/09/08
187237	302	DPTF	912833XU9	US TREASURY STRIP		05/15/30	4.622	\$ 10,000.00	\$ 3,685.50	\$ 3,964.90	07/11/08
197113	302	DPTF	912833XU9	US TREASURY STRIP		05/15/30	4.506	\$ 306,000.00	\$ 125,451.43	\$ 121,325.94	05/11/10
197205	302	DPTF	912833XU9	US TREASURY STRIP		05/15/30	4.575	\$ 25,000.00	\$ 10,115.50	\$ 9,912.25	05/14/10
198713	302	DPTF	912833XU9	US TREASURY STRIP		05/15/30	4.205	\$ 100,000.00	\$ 43,800.00	\$ 39,649.00	07/13/10
186344	305	DPTF	912833XU9	US TREASURY STRIP		05/15/30	4.779	\$ 7,538,000.00	\$ 2,669,356.56	\$ 2,988,741.62	05/22/08
178596	302	DPTF	912833XY1	US TREASURY STRIP		08/15/30	4.941	\$ 138,000.00	\$ 43,180.20	\$ 53,919.36	10/26/06
188172	305	DPTF	912833XY1	US TREASURY STRIP		08/15/30	4.275	\$ 576,000.00	\$ 228,124.80	\$ 225,054.72	09/22/08
189271	302	DPTF	9128337N4	US TREASURY STRIP		11/15/30	4.389	\$ 5,000.00	\$ 1,925.00	\$ 1,930.65	11/21/08
203397	302	DPTF	9128337N4	US TREASURY STRIP		11/15/30	4.778	\$ 100,000.00	\$ 39,285.00	\$ 38,613.00	01/31/11
184848	302	DPTF	912803CK7	US TREASURY STRIP (P)		02/15/31	4.800	\$ 10,000.00	\$ 3,364.63	\$ 3,918.80	02/28/08
185238	302	DPTF	912833XZ8	US TREASURY STRIP		02/15/31	4.392	\$ 10,000.00	\$ 3,700.00	\$ 3,814.40	03/27/08
185629	302	DPTF	912833XZ8	US TREASURY STRIP		02/15/31	4.402	\$ 10,000.00	\$ 3,700.00	\$ 3,814.40	04/16/08
185893	302	DPTF	912833XZ8	US TREASURY STRIP		02/15/31	4.570	\$ 25,000.00	\$ 8,923.25	\$ 9,536.00	04/28/08
191131	302	DPTF	912833XZ8	US TREASURY STRIP		02/15/31	3.794	\$ 5,000.00	\$ 2,200.00	\$ 1,907.20	04/13/09
186675	302	DPTF	9128337P9	US TREASURY STRIP		05/15/31	4.785	\$ 25,000.00	\$ 8,452.75	\$ 9,397.75	06/09/08
187238	302	DPTF	9128337P9	US TREASURY STRIP		05/15/31	4.596	\$ 10,000.00	\$ 3,541.30	\$ 3,759.10	07/11/08
197114	302	DPTF	9128337P9	US TREASURY STRIP		05/15/31	4.517	\$ 306,000.00	\$ 119,704.75	\$ 115,028.46	05/11/10
197207	302	DPTF	9128337P9	US TREASURY STRIP		05/15/31	4.618	\$ 25,000.00	\$ 9,583.00	\$ 9,514.10	05/14/10
198714	302	DPTF	9128337P9	US TREASURY STRIP		05/15/31	4.218	\$ 100,000.00	\$ 41,900.00	\$ 37,591.00	07/13/10
186345	305	DPTF	9128337P9	US TREASURY STRIP		05/15/31	4.758	\$ 7,538,000.00	\$ 2,558,246.44	\$ 2,833,609.58	05/22/08
178597	302	DPTF	9128334S6	US TREASURY STRIP		08/15/31	4.945	\$ 138,000.00	\$ 41,082.60	\$ 51,213.18	10/26/06
188173	305	DPTF	9128334S6	US TREASURY STRIP		08/15/31	4.254	\$ 576,000.00	\$ 219,709.44	\$ 213,759.36	09/22/08
189272	302	DPTF	9128337Q7	US TREASURY STRIP		11/15/31	4.450	\$ 5,000.00	\$ 1,818.25	\$ 1,829.95	11/21/08
184849	302	DPTF	9128334T4	US TREASURY STRIP		02/15/32	4.300	\$ 10,000.00	\$ 3,607.60	\$ 3,612.90	02/28/08
185239	302	DPTF	9128334T4	US TREASURY STRIP		02/15/32	4.419	\$ 10,000.00	\$ 3,520.00	\$ 3,612.90	03/27/08
185630	302	DPTF	9128334T4	US TREASURY STRIP		02/15/32	4.393	\$ 10,000.00	\$ 3,550.00	\$ 3,612.90	04/16/08
185894	302	DPTF	9128334T4	US TREASURY STRIP		02/15/32	4.550	\$ 25,000.00	\$ 8,568.75	\$ 9,032.25	04/28/08
191132	302	DPTF	9128334T4	US TREASURY STRIP		02/15/32	3.729	\$ 5,000.00	\$ 2,150.00	\$ 1,806.45	04/13/09
186676	302	DPTF	9128337R5	US TREASURY STRIP		05/15/32	4.770	\$ 25,000.00	\$ 8,090.75	\$ 8,914.50	06/09/08
187239	302	DPTF	9128337R5	US TREASURY STRIP		05/15/32	4.577	\$ 10,000.00	\$ 3,399.00	\$ 3,565.80	07/11/08
197115	302	DPTF	9128337R5	US TREASURY STRIP		05/15/32	4.518	\$ 306,000.00	\$ 114,450.73	\$ 109,113.48	05/11/10
197208	302	DPTF	9128337R5	US TREASURY STRIP		05/15/32	4.632	\$ 25,000.00	\$ 9,127.75	\$ 8,914.50	05/14/10
198715	302	DPTF	9128337R5	US TREASURY STRIP		05/15/32	4.217	\$ 100,000.00	\$ 40,200.00	\$ 35,658.00	07/13/10
186346	305	DPTF	9128337R5	US TREASURY STRIP		05/15/32	4.777	\$ 7,538,000.00	\$ 2,429,874.30	\$ 2,687,900.04	05/22/08
188174	305	DPTF	9128334U1	US TREASURY STRIP		08/15/32	4.239	\$ 576,000.00	\$ 211,392.00	\$ 202,746.24	09/22/08
189274	302	DPTF	9128337S3	US TREASURY STRIP		11/15/32	4.300	\$ 5,000.00	\$ 1,802.35	\$ 1,733.55	11/21/08
185240	302	DPTF	9128334V9	US TREASURY STRIP		02/15/33	4.388	\$ 10,000.00	\$ 3,395.00	\$ 3,422.30	03/27/08
185631	302	DPTF	9128334V9	US TREASURY STRIP		02/15/33	4.362	\$ 10,000.00	\$ 3,425.00	\$ 3,422.30	04/16/08
185895	302	DPTF	9128334V9	US TREASURY STRIP		02/15/33	4.550	\$ 25,000.00	\$ 8,192.00	\$ 8,555.75	04/28/08
191133	302	DPTF	9128334V9	US TREASURY STRIP		02/15/33	3.672	\$ 5,000.00	\$ 2,100.00	\$ 1,711.15	04/13/09
186677	302	DPTF	9128337T1	US TREASURY STRIP		05/15/33	4.780	\$ 25,000.00	\$ 7,699.50	\$ 8,439.50	06/09/08
187240	302	DPTF	9128337T1	US TREASURY STRIP		05/15/33	4.565	\$ 10,000.00	\$ 3,258.10	\$ 3,375.80	07/11/08
197116	302	DPTF	9128337T1	US TREASURY STRIP		05/15/33	4.533	\$ 306,000.00	\$ 109,083.49	\$ 103,299.48	05/11/10
197209	302	DPTF	9128337T1	US TREASURY STRIP		05/15/33	4.645	\$ 25,000.00	\$ 8,693.75	\$ 8,439.50	05/14/10
198716	302	DPTF	9128337T1	US TREASURY STRIP		05/15/33	4.241	\$ 100,000.00	\$ 38,350.00	\$ 33,758.00	07/13/10
186347	305	DPTF	9128337T1	US TREASURY STRIP		05/15/33	4.751	\$ 7,538,000.00	\$ 2,332,634.10	\$ 2,544,678.04	05/22/08
188175	305	DPTF	9128334W7	US TREASURY STRIP		08/15/33	4.239	\$ 576,000.00	\$ 202,705.92	\$ 191,836.80	09/22/08
189275	302	DPTF	9128337U8	US TREASURY STRIP		11/15/33	4.300	\$ 5,000.00	\$ 1,727.25	\$ 1,643.60	11/21/08
185241	302	DPTF	9128334X5	US TREASURY STRIP		02/15/34	4.389	\$ 10,000.00	\$ 3,250.00	\$ 3,244.40	03/27/08

PGM: INVS_MONTHEND_INVENTORY
 SOURCE: VisualQED
 MODEL: INVENTORY
 BASIS: SETTLEMENT
 AS-OF: 1/31/2011

JOSH MANDEL
 TREASURER, STATE OF OHIO

INVESTMENT INVENTORY
 SETTLED POSITIONS AS OF: 1/31/11

INVT#	FUND	FUND	CUSIP	DESCRIPTION	RATE	MATURITY	YIELD	PAR AMOUNT	BOOK VALUE	MARKET VALUE	1ST PUR
185637	302	DPTF	9128334X5	US TREASURY STRIP		02/15/34	4.338	\$ 10,000.00	\$ 3,300.00	\$ 3,244.40	04/16/08
185897	302	DPTF	9128334X5	US TREASURY STRIP		02/15/34	4.540	\$ 25,000.00	\$ 7,851.25	\$ 8,111.00	04/28/08
191134	302	DPTF	9128334X5	US TREASURY STRIP		02/15/34	3.621	\$ 5,000.00	\$ 2,050.00	\$ 1,622.20	04/13/09
186678	302	DPTF	9128337V6	US TREASURY STRIP		05/15/34	4.770	\$ 25,000.00	\$ 7,362.75	\$ 8,003.50	06/09/08
187241	302	DPTF	9128337V6	US TREASURY STRIP		05/15/34	4.561	\$ 10,000.00	\$ 3,117.50	\$ 3,201.40	07/11/08
197117	302	DPTF	9128337V6	US TREASURY STRIP		05/15/34	4.528	\$ 306,000.00	\$ 104,429.23	\$ 97,962.84	05/11/10
197210	302	DPTF	9128337V6	US TREASURY STRIP		05/15/34	4.645	\$ 25,000.00	\$ 8,303.75	\$ 8,003.50	05/14/10
198717	302	DPTF	9128337V6	US TREASURY STRIP		05/15/34	4.255	\$ 100,000.00	\$ 36,650.00	\$ 32,014.00	07/13/10
189276	302	DPTF	9128337W4	US TREASURY STRIP		11/15/34	4.250	\$ 5,000.00	\$ 1,676.50	\$ 1,557.70	11/21/08
185242	302	DPTF	9128334Z0	US TREASURY STRIP		02/15/35	4.379	\$ 10,000.00	\$ 3,120.00	\$ 3,071.70	03/27/08
185632	302	DPTF	9128334Z0	US TREASURY STRIP		02/15/35	4.352	\$ 10,000.00	\$ 3,150.00	\$ 3,071.70	04/16/08
185898	302	DPTF	9128334Z0	US TREASURY STRIP		02/15/35	4.520	\$ 25,000.00	\$ 7,546.00	\$ 7,679.25	04/28/08
191135	302	DPTF	9128334Z0	US TREASURY STRIP		02/15/35	3.577	\$ 5,000.00	\$ 2,000.00	\$ 1,535.85	04/13/09
186679	302	DPTF	912833X88	US TREASURY STRIP		05/15/35	4.750	\$ 25,000.00	\$ 7,060.75	\$ 7,576.50	06/09/08
187242	302	DPTF	912833X88	US TREASURY STRIP		05/15/35	4.537	\$ 10,000.00	\$ 2,998.90	\$ 3,030.60	07/11/08
197118	302	DPTF	912833X88	US TREASURY STRIP		05/15/35	4.528	\$ 306,000.00	\$ 99,845.35	\$ 92,736.36	05/11/10
197211	302	DPTF	912833X88	US TREASURY STRIP		05/15/35	4.650	\$ 25,000.00	\$ 7,921.25	\$ 7,576.50	05/14/10
198718	302	DPTF	912833X88	US TREASURY STRIP		05/15/35	4.248	\$ 100,000.00	\$ 35,200.00	\$ 30,306.00	07/13/10
189277	302	DPTF	912833X96	US TREASURY STRIP		11/15/35	4.190	\$ 5,000.00	\$ 1,633.15	\$ 1,473.50	05/11/08
185243	302	DPTF	9128335B2	US TREASURY STRIP		02/15/36	4.334	\$ 10,000.00	\$ 3,025.00	\$ 2,912.40	03/27/08
185633	302	DPTF	9128335B2	US TREASURY STRIP		02/15/36	4.282	\$ 10,000.00	\$ 3,075.00	\$ 2,912.40	04/16/08
185899	302	DPTF	9128335B2	US TREASURY STRIP		02/15/36	4.510	\$ 25,000.00	\$ 7,235.75	\$ 7,281.00	04/28/08
191136	302	DPTF	9128335B2	US TREASURY STRIP		02/15/36	3.539	\$ 5,000.00	\$ 1,950.00	\$ 1,456.20	04/13/09
186680	302	DPTF	912833Y20	US TREASURY STRIP		05/15/36	4.730	\$ 25,000.00	\$ 6,773.75	\$ 7,181.25	06/09/08
187243	302	DPTF	912833Y20	US TREASURY STRIP		05/15/36	4.510	\$ 10,000.00	\$ 2,888.50	\$ 2,872.50	07/11/08
197119	302	DPTF	912833Y20	US TREASURY STRIP		05/15/36	4.543	\$ 306,000.00	\$ 95,114.59	\$ 87,898.50	05/11/10
197212	302	DPTF	912833Y20	US TREASURY STRIP		05/15/36	4.656	\$ 25,000.00	\$ 7,554.00	\$ 7,181.25	05/14/10
198719	302	DPTF	912833Y20	US TREASURY STRIP		05/15/36	4.266	\$ 100,000.00	\$ 33,600.00	\$ 28,725.00	07/13/10
189278	302	DPTF	912833Y38	US TREASURY STRIP		11/15/36	4.150	\$ 5,000.00	\$ 1,584.10	\$ 1,399.10	11/21/08
185244	302	DPTF	9128337F1	US TREASURY STRIP		02/15/37	4.331	\$ 10,000.00	\$ 2,900.00	\$ 2,761.80	03/27/08
185634	302	DPTF	9128337F1	US TREASURY STRIP		02/15/37	4.279	\$ 10,000.00	\$ 2,950.00	\$ 2,761.80	04/16/08
185900	302	DPTF	9128337F1	US TREASURY STRIP		02/15/37	4.518	\$ 25,000.00	\$ 6,905.00	\$ 6,904.50	04/28/08
191138	302	DPTF	9128337F1	US TREASURY STRIP		02/15/37	3.506	\$ 5,000.00	\$ 1,900.00	\$ 1,380.90	04/13/09
186681	302	DPTF	912833Y46	US TREASURY STRIP		05/15/37	4.710	\$ 25,000.00	\$ 6,501.00	\$ 6,821.50	06/09/08
187244	302	DPTF	912833Y46	US TREASURY STRIP		05/15/37	4.475	\$ 10,000.00	\$ 2,789.90	\$ 2,728.60	07/11/08
197121	302	DPTF	912833Y46	US TREASURY STRIP		05/15/37	4.556	\$ 306,000.00	\$ 90,637.81	\$ 83,495.16	05/11/10
197213	302	DPTF	912833Y46	US TREASURY STRIP		05/15/37	4.617	\$ 25,000.00	\$ 7,288.75	\$ 6,821.50	05/14/10
198720	302	DPTF	912833Y46	US TREASURY STRIP		05/15/37	4.313	\$ 100,000.00	\$ 31,810.00	\$ 27,286.00	07/13/10
189279	302	DPTF	912834AD0	US TREASURY STRIP		11/15/37	4.100	\$ 5,000.00	\$ 1,542.10	\$ 1,331.00	11/21/08
191137	302	DPTF	912833Z60	US TREASURY STRIP		02/15/38	3.383	\$ 5,000.00	\$ 1,900.00	\$ 1,314.30	04/13/09
197123	302	DPTF	912834AE8	US TREASURY STRIP		05/15/38	4.560	\$ 306,000.00	\$ 86,531.29	\$ 79,407.00	05/11/10
197214	302	DPTF	912834AE8	US TREASURY STRIP		05/15/38	4.671	\$ 25,000.00	\$ 6,861.25	\$ 6,487.50	05/14/10
198721	302	DPTF	912834AE8	US TREASURY STRIP		05/15/38	4.301	\$ 100,000.00	\$ 30,580.00	\$ 25,950.00	07/13/10
197124	302	DPTF	912834DV7	US TREASURY STRIP		05/15/39	4.567	\$ 306,000.00	\$ 82,568.59	\$ 75,493.26	05/11/10
197215	302	DPTF	912834DV7	US TREASURY STRIP		05/15/39	4.693	\$ 25,000.00	\$ 6,511.00	\$ 6,167.75	05/14/10
198722	302	DPTF	912834DV7	US TREASURY STRIP		05/15/39	4.323	\$ 100,000.00	\$ 29,132.00	\$ 24,671.00	07/13/10
								\$ 266,824,000.00	\$ 156,597,218.32	\$ 180,735,060.18	
								\$ 876,945,681.72	\$ 517,965,057.19	\$ 723,817,880.08	
203459	400	STAR	0027A1P11	ABBEY NATIONAL NA, LLC	0.190	02/01/11	0.193	\$ 50,000,000.00	\$ 49,999,736.11	\$ 49,999,736.11	01/31/11
203460	400	STAR	0027A1P11	ABBEY NATIONAL NA, LLC	0.190	02/01/11	0.193	\$ 49,000,000.00	\$ 48,999,741.39	\$ 48,999,741.39	01/31/11
203234	400	STAR	83365SP15	SOCIETE GENERALE NORTH AMERICA	0.240	02/01/11	0.243	\$ 50,000,000.00	\$ 49,995,333.33	\$ 49,995,333.33	01/18/11
203235	400	STAR	83365SP15	SOCIETE GENERALE NORTH AMERICA	0.240	02/01/11	0.243	\$ 49,000,000.00	\$ 48,995,426.67	\$ 48,995,426.67	01/18/11
203461	400	STAR	9497F1P12	WELLS FARGO & CO	0.125	02/01/11	0.127	\$ 50,000,000.00	\$ 49,999,826.39	\$ 49,999,826.39	01/31/11
203462	400	STAR	9497F1P12	WELLS FARGO & CO	0.125	02/01/11	0.127	\$ 49,000,000.00	\$ 48,999,829.86	\$ 48,999,829.86	01/31/11

PGM: INVS_MONTHEND_INVENTORY
 SOURCE: VisualQED
 MODEL: INVENTORY
 BASIS: SETTLEMENT
 AS-OF: 1/31/2011

JOSH MANDEL
 TREASURER, STATE OF OHIO

INVESTMENT INVENTORY
 SETTLED POSITIONS AS OF: 1/31/11

INVS#	FUND	FUND	CUSIP	DESCRIPTION	RATE	MATURITY	YIELD	PAR AMOUNT	BOOK VALUE	MARKET VALUE	1ST PUR
203267	400	STAR	0556N1P23	BNP PARIBAS FINANCE, INC	0.220	02/02/11	0.223	\$ 50,000,000.00	\$ 49,995,722.22	\$ 49,995,722.22	01/19/11
203268	400	STAR	0556N1P23	BNP PARIBAS FINANCE, INC	0.220	02/02/11	0.223	\$ 49,000,000.00	\$ 48,995,807.78	\$ 48,995,807.78	01/19/11
203266	400	STAR	1667T1P39	CHEVRON CORPORATION	0.150	02/03/11	0.152	\$ 39,000,000.00	\$ 38,997,562.50	\$ 38,997,562.50	01/19/11
202553	400	STAR	36959SP49	GENERAL ELECTRIC CAPITAL SERV	0.230	02/04/11	0.233	\$ 23,000,000.00	\$ 22,991,330.28	\$ 22,991,330.28	12/07/10
203354	400	STAR	22532CP81	CREDIT AGRICOLE NORTH AMERICA	0.220	02/08/11	0.223	\$ 49,000,000.00	\$ 48,995,807.78	\$ 48,995,807.78	01/25/11
203323	400	STAR	4611K1P82	INTESA FUNDING, LLC	0.260	02/08/11	0.264	\$ 50,000,000.00	\$ 49,994,583.33	\$ 49,994,583.33	01/24/11
203324	400	STAR	4611K1P82	INTESA FUNDING, LLC	0.260	02/08/11	0.264	\$ 48,000,000.00	\$ 47,994,800.00	\$ 47,994,800.00	01/24/11
203410	400	STAR	22532CP99	CREDIT AGRICOLE NORTH AMERICA	0.220	02/09/11	0.223	\$ 50,000,000.00	\$ 49,996,027.78	\$ 49,996,027.78	01/27/11
203458	400	STAR	1667T1PA3	CHEVRON CORPORATION	0.170	02/10/11	0.172	\$ 50,000,000.00	\$ 49,997,638.89	\$ 49,997,638.89	01/31/11
202967	400	STAR	36959SPR8	GENERAL ELECTRIC CAPITAL SERV	0.220	02/25/11	0.223	\$ 45,000,000.00	\$ 44,984,050.00	\$ 44,984,050.00	12/29/10
203435	400	STAR	36960MPU1	GENERAL ELECTRIC COMPANY	0.200	02/28/11	0.203	\$ 30,000,000.00	\$ 29,994,833.33	\$ 29,994,833.33	01/28/11
203154	400	STAR	06416KQB9	BANK OF NOVA SCOTIA	0.230	03/11/11	0.233	\$ 50,000,000.00	\$ 49,980,833.33	\$ 49,980,833.33	01/10/11
203155	400	STAR	06416KQB9	BANK OF NOVA SCOTIA	0.230	03/11/11	0.233	\$ 9,000,000.00	\$ 8,996,550.00	\$ 8,996,550.00	01/10/11
203163	400	STAR	06416KQB9	BANK OF NOVA SCOTIA	0.230	03/11/11	0.233	\$ 38,000,000.00	\$ 37,985,676.11	\$ 37,985,676.11	01/11/11
203203	400	STAR	4662J1QE3	JP MORGAN CHASE & CO	0.220	03/14/11	0.223	\$ 50,000,000.00	\$ 49,981,666.67	\$ 49,981,666.67	01/13/11
203214	400	STAR	4662J1QF0	JP MORGAN CHASE & CO	0.220	03/15/11	0.223	\$ 49,000,000.00	\$ 48,982,033.33	\$ 48,982,033.33	01/14/11
								\$ 976,000,000.00	\$ 975,854,817.08	\$ 975,854,817.08	
199865	400	STAR	31331JZZ9	FFCB DEBENTURE	0.310	09/01/11	0.310	\$ 25,000,000.00	\$ 25,000,000.00	\$ 25,001,500.00	09/01/10
								\$ 25,000,000.00	\$ 25,000,000.00	\$ 25,001,500.00	
203231	400	STAR	313312BY5	FFCB DISCOUNT NOTE	0.150	02/16/11	0.152	\$ 25,000,000.00	\$ 24,996,979.17	\$ 24,998,750.00	01/18/11
201468	400	STAR	313312KG4	FFCB DISCOUNT NOTE	0.230	08/11/11	0.234	\$ 50,000,000.00	\$ 49,906,402.78	\$ 49,955,000.00	10/22/10
								\$ 75,000,000.00	\$ 74,903,381.95	\$ 74,953,750.00	
198006	400	STAR	3133XYWF8	FHLB DEBENTURE	0.360	03/28/11	0.399	\$ 25,000,000.00	\$ 24,992,750.00	\$ 25,006,250.00	06/28/10
198531	400	STAR	3133XYZ32	FHLB DEBENTURE	0.350	04/01/11	0.406	\$ 25,000,000.00	\$ 24,989,500.00	\$ 25,006,250.00	07/02/10
198863	400	STAR	313370CQ9	FHLB DEBENTURE	0.350	04/27/11	0.360	\$ 25,000,000.00	\$ 24,998,125.00	\$ 25,009,000.00	07/27/10
201493	400	STAR	313371JB3	FHLB DEBENTURE	0.240	08/01/11	0.250	\$ 25,000,000.00	\$ 24,998,132.50	\$ 25,001,250.00	11/01/10
201087	400	STAR	313371DJ2	FHLB DEBENTURE	0.350	11/07/11	0.350	\$ 25,000,000.00	\$ 25,000,000.00	\$ 24,996,750.00	10/26/10
201088	400	STAR	313371DJ2	FHLB DEBENTURE	0.350	11/07/11	0.350	\$ 50,000,000.00	\$ 50,000,000.00	\$ 49,993,500.00	10/26/10
201465	400	STAR	313371FL5	FHLB DEBENTURE	0.340	11/15/11	0.340	\$ 25,000,000.00	\$ 25,000,000.00	\$ 25,001,750.00	10/28/10
201387	400	STAR	313371GM2	FHLB DEBENTURE	0.370	11/16/11	0.377	\$ 50,000,000.00	\$ 49,997,500.00	\$ 50,003,000.00	11/01/10
201466	400	STAR	313371GM2	FHLB DEBENTURE	0.370	11/16/11	0.370	\$ 25,000,000.00	\$ 25,000,000.00	\$ 25,001,500.00	11/01/10
201394	400	STAR	313371GZ3	FHLB DEBENTURE	0.400	11/18/11	0.400	\$ 25,000,000.00	\$ 25,000,000.00	\$ 25,000,000.00	11/01/10
201815	400	STAR	313371P26	FHLB DEBENTURE	0.300	11/23/11	0.300	\$ 25,000,000.00	\$ 25,000,000.00	\$ 25,000,500.00	11/23/10
201848	400	STAR	313371QA7	FHLB DEBENTURE	0.400	12/02/11	0.400	\$ 25,000,000.00	\$ 25,000,000.00	\$ 25,000,000.00	12/03/10
201847	400	STAR	313371Q74	FHLB DEBENTURE	0.400	12/09/11	0.400	\$ 50,000,000.00	\$ 50,000,000.00	\$ 50,000,500.00	11/15/10
								\$ 400,000,000.00	\$ 399,976,007.50	\$ 400,020,250.00	
202841	400	STAR	313384BJ7	FHLB DISCOUNT NOTE	0.120	02/02/11	0.122	\$ 50,000,000.00	\$ 49,992,833.33	\$ 50,000,000.00	12/21/10
202842	400	STAR	313384BJ7	FHLB DISCOUNT NOTE	0.120	02/02/11	0.122	\$ 50,000,000.00	\$ 49,992,833.33	\$ 50,000,000.00	12/21/10
203101	400	STAR	313384BJ7	FHLB DISCOUNT NOTE	0.145	02/02/11	0.147	\$ 50,000,000.00	\$ 49,994,562.50	\$ 50,000,000.00	01/06/11
203196	400	STAR	313384BK4	FHLB DISCOUNT NOTE	0.150	02/03/11	0.152	\$ 22,100,000.00	\$ 22,098,066.25	\$ 22,099,779.00	01/13/11
203116	400	STAR	313384BL2	FHLB DISCOUNT NOTE	0.155	02/04/11	0.157	\$ 31,000,000.00	\$ 30,996,262.78	\$ 30,999,690.00	01/07/11
203138	400	STAR	313384BL2	FHLB DISCOUNT NOTE	0.150	02/04/11	0.152	\$ 25,000,000.00	\$ 24,997,083.33	\$ 24,999,750.00	01/07/11
203144	400	STAR	313384BL2	FHLB DISCOUNT NOTE	0.155	02/04/11	0.157	\$ 19,000,000.00	\$ 18,997,954.86	\$ 18,999,810.00	01/10/11
203145	400	STAR	313384BL2	FHLB DISCOUNT NOTE	0.150	02/04/11	0.152	\$ 50,000,000.00	\$ 49,994,791.67	\$ 49,999,500.00	01/10/11
203215	400	STAR	313384BT5	FHLB DISCOUNT NOTE	0.150	02/11/11	0.152	\$ 50,000,000.00	\$ 49,994,166.67	\$ 49,998,500.00	01/14/11
203229	400	STAR	313384BT5	FHLB DISCOUNT NOTE	0.155	02/11/11	0.157	\$ 25,000,000.00	\$ 24,997,416.67	\$ 24,999,250.00	01/18/11
203240	400	STAR	313384BT5	FHLB DISCOUNT NOTE	0.155	02/11/11	0.157	\$ 35,000,000.00	\$ 34,996,383.33	\$ 34,998,950.00	01/18/11
203295	400	STAR	313384CA5	FHLB DISCOUNT NOTE	0.160	02/18/11	0.162	\$ 50,000,000.00	\$ 49,993,777.78	\$ 49,997,500.00	01/21/11
203296	400	STAR	313384CA5	FHLB DISCOUNT NOTE	0.160	02/18/11	0.162	\$ 50,000,000.00	\$ 49,993,777.78	\$ 49,997,500.00	01/21/11
203146	400	STAR	313384CF4	FHLB DISCOUNT NOTE	0.155	02/23/11	0.157	\$ 50,000,000.00	\$ 49,990,527.78	\$ 49,996,500.00	01/10/11
203158	400	STAR	313384CF4	FHLB DISCOUNT NOTE	0.160	02/23/11	0.162	\$ 25,000,000.00	\$ 24,995,222.22	\$ 24,998,250.00	01/11/11
203259	400	STAR	313384CV9	FHLB DISCOUNT NOTE	0.160	03/09/11	0.162	\$ 50,000,000.00	\$ 49,989,111.11	\$ 49,994,000.00	01/19/11

PGM: INVS_MONTHEND_INVENTORY
 SOURCE: VisualQED
 MODEL: INVENTORY
 BASIS: SETTLEMENT
 AS-OF: 1/31/2011

JOSH MANDEL
 TREASURER, STATE OF OHIO

INVESTMENT INVENTORY
 SETTLED POSITIONS AS OF: 1/31/11

INVT#	FUND	FUND	CUSIP	DESCRIPTION	RATE	MATURITY	YIELD	PAR AMOUNT	BOOK VALUE	MARKET VALUE	1ST PUR
203260	400	STAR	313384CV9	FHLB DISCOUNT NOTE	0.160	03/09/11	0.162	\$ 1,465,000.00	\$ 1,464,680.96	\$ 1,464,824.20	01/19/11
203430	400	STAR	313384DB2	FHLB DISCOUNT NOTE	0.150	03/15/11	0.152	\$ 25,000,000.00	\$ 24,995,208.33	\$ 24,996,500.00	01/28/11
203310	400	STAR	313384DC0	FHLB DISCOUNT NOTE	0.160	03/16/11	0.162	\$ 25,000,000.00	\$ 24,994,000.00	\$ 24,996,500.00	01/21/11
203275	400	STAR	313384DE6	FHLB DISCOUNT NOTE	0.165	03/18/11	0.167	\$ 25,000,000.00	\$ 24,993,468.75	\$ 24,996,250.00	01/20/11
203317	400	STAR	313384DK2	FHLB DISCOUNT NOTE	0.165	03/23/11	0.167	\$ 50,000,000.00	\$ 49,986,708.33	\$ 49,991,500.00	01/24/11
203457	400	STAR	313384DK2	FHLB DISCOUNT NOTE	0.150	03/23/11	0.152	\$ 50,000,000.00	\$ 49,989,375.00	\$ 49,991,500.00	01/31/11
203433	400	STAR	313384DS5	FHLB DISCOUNT NOTE	0.160	03/30/11	0.162	\$ 40,000,000.00	\$ 39,989,155.56	\$ 39,992,400.00	01/28/11
203434	400	STAR	313384DS5	FHLB DISCOUNT NOTE	0.165	03/30/11	0.167	\$ 50,000,000.00	\$ 49,986,020.83	\$ 49,990,500.00	01/28/11
202996	400	STAR	313384DU0	FHLB DISCOUNT NOTE	0.160	04/01/11	0.162	\$ 25,000,000.00	\$ 24,989,888.89	\$ 24,994,250.00	12/31/10
203365	400	STAR	313384EU9	FHLB DISCOUNT NOTE	0.170	04/25/11	0.172	\$ 25,000,000.00	\$ 24,989,493.06	\$ 24,992,000.00	01/26/11
								\$ 948,565,000.00	\$ 948,392,771.10	\$ 948,485,203.20	
203194	400	STAR	313396BH5	FHLMC DISCOUNT NOTE	0.140	02/01/11	0.142	\$ 50,000,000.00	\$ 49,996,305.56	\$ 50,000,000.00	01/13/11
203195	400	STAR	313396BH5	FHLMC DISCOUNT NOTE	0.140	02/01/11	0.142	\$ 25,000,000.00	\$ 24,998,152.78	\$ 25,000,000.00	01/13/11
203334	400	STAR	313396BH5	FHLMC DISCOUNT NOTE	0.120	02/01/11	0.122	\$ 37,862,000.00	\$ 37,860,990.35	\$ 37,862,000.00	01/24/11
202948	400	STAR	313396BP7	FHLMC DISCOUNT NOTE	0.120	02/07/11	0.122	\$ 35,000,000.00	\$ 34,995,216.67	\$ 34,999,300.00	12/28/10
203105	400	STAR	313396BP7	FHLMC DISCOUNT NOTE	0.140	02/07/11	0.142	\$ 25,000,000.00	\$ 24,996,888.89	\$ 24,999,500.00	01/06/11
203333	400	STAR	313396BP7	FHLMC DISCOUNT NOTE	0.135	02/07/11	0.137	\$ 30,200,000.00	\$ 30,198,414.50	\$ 30,199,396.00	01/24/11
203364	400	STAR	313396BW2	FHLMC DISCOUNT NOTE	0.150	02/14/11	0.152	\$ 25,000,000.00	\$ 24,998,020.83	\$ 24,999,000.00	01/26/11
203208	400	STAR	313396BX0	FHLMC DISCOUNT NOTE	0.150	02/15/11	0.152	\$ 50,000,000.00	\$ 49,993,333.33	\$ 49,998,000.00	01/14/11
203209	400	STAR	313396BX0	FHLMC DISCOUNT NOTE	0.150	02/15/11	0.152	\$ 50,000,000.00	\$ 49,993,333.33	\$ 49,998,000.00	01/14/11
203432	400	STAR	313396CE1	FHLMC DISCOUNT NOTE	0.140	02/22/11	0.142	\$ 50,000,000.00	\$ 49,995,138.89	\$ 49,997,000.00	01/28/11
203230	400	STAR	313396CG6	FHLMC DISCOUNT NOTE	0.155	02/24/11	0.157	\$ 50,000,000.00	\$ 49,992,034.72	\$ 49,996,500.00	01/18/11
202843	400	STAR	313396CH4	FHLMC DISCOUNT NOTE	0.130	02/25/11	0.132	\$ 50,000,000.00	\$ 49,988,083.33	\$ 49,996,500.00	12/21/10
202844	400	STAR	313396CH4	FHLMC DISCOUNT NOTE	0.130	02/25/11	0.132	\$ 50,000,000.00	\$ 49,988,083.33	\$ 49,996,500.00	12/21/10
203159	400	STAR	313396CL5	FHLMC DISCOUNT NOTE	0.150	02/28/11	0.152	\$ 50,000,000.00	\$ 49,990,000.00	\$ 49,996,000.00	01/11/11
202862	400	STAR	313396CT8	FHLMC DISCOUNT NOTE	0.150	03/07/11	0.152	\$ 50,000,000.00	\$ 49,984,375.00	\$ 49,994,500.00	12/22/10
202863	400	STAR	313396CT8	FHLMC DISCOUNT NOTE	0.150	03/07/11	0.152	\$ 50,000,000.00	\$ 49,984,375.00	\$ 49,994,500.00	12/22/10
200879	400	STAR	313396DB6	FHLMC DISCOUNT NOTE	0.220	03/15/11	0.223	\$ 25,000,000.00	\$ 24,974,486.11	\$ 24,996,500.00	09/29/10
200996	400	STAR	313396DH3	FHLMC DISCOUNT NOTE	0.215	03/21/11	0.218	\$ 25,000,000.00	\$ 24,974,916.67	\$ 24,996,000.00	10/04/10
203176	400	STAR	313396DH3	FHLMC DISCOUNT NOTE	0.160	03/21/11	0.162	\$ 25,000,000.00	\$ 24,992,444.44	\$ 24,996,000.00	01/12/11
203318	400	STAR	313396DH3	FHLMC DISCOUNT NOTE	0.160	03/21/11	0.162	\$ 49,000,000.00	\$ 48,987,804.44	\$ 48,992,160.00	01/24/11
202994	400	STAR	313396DQ3	FHLMC DISCOUNT NOTE	0.140	03/28/11	0.142	\$ 24,433,000.00	\$ 24,424,733.50	\$ 24,428,602.06	12/31/10
203378	400	STAR	313396DQ3	FHLMC DISCOUNT NOTE	0.160	03/28/11	0.162	\$ 40,000,000.00	\$ 39,989,155.56	\$ 39,992,800.00	01/26/11
203363	400	STAR	313396EE9	FHLMC DISCOUNT NOTE	0.170	04/11/11	0.172	\$ 25,000,000.00	\$ 24,991,145.83	\$ 24,993,250.00	01/26/11
203431	400	STAR	313396EU3	FHLMC DISCOUNT NOTE	0.170	04/25/11	0.172	\$ 50,000,000.00	\$ 49,979,458.33	\$ 49,984,000.00	01/28/11
200995	400	STAR	313396FZ1	FHLMC DISCOUNT NOTE	0.240	05/24/11	0.244	\$ 24,720,000.00	\$ 24,681,766.40	\$ 24,708,381.60	10/04/10
200260	400	STAR	313396GA5	FHLMC DISCOUNT NOTE	0.250	05/25/11	0.254	\$ 50,000,000.00	\$ 49,910,069.44	\$ 49,976,500.00	09/08/10
201148	400	STAR	313396GA5	FHLMC DISCOUNT NOTE	0.210	05/25/11	0.213	\$ 50,000,000.00	\$ 49,933,208.33	\$ 49,976,500.00	10/08/10
201150	400	STAR	313396GA5	FHLMC DISCOUNT NOTE	0.210	05/25/11	0.213	\$ 3,176,000.00	\$ 3,171,757.39	\$ 3,174,507.28	10/08/10
203348	400	STAR	313396GH0	FHLMC DISCOUNT NOTE	0.185	06/01/11	0.188	\$ 24,900,000.00	\$ 24,883,749.29	\$ 24,886,803.00	01/25/11
201855	400	STAR	313396KM4	FHLMC DISCOUNT NOTE	0.200	08/16/11	0.203	\$ 50,000,000.00	\$ 49,922,222.22	\$ 49,953,500.00	11/09/10
								\$ 1,144,291,000.00	\$ 1,143,769,664.46	\$ 1,144,082,199.94	
203124	400	STAR	313588BR5	FNMA DISCOUNT NOTE	0.150	02/09/11	0.152	\$ 25,000,000.00	\$ 24,996,562.50	\$ 24,999,500.00	01/07/11
202840	400	STAR	313588BW4	FNMA DISCOUNT NOTE	0.120	02/14/11	0.122	\$ 25,000,000.00	\$ 24,995,416.67	\$ 24,999,000.00	12/21/10
203223	400	STAR	313588BW4	FNMA DISCOUNT NOTE	0.150	02/14/11	0.152	\$ 50,000,000.00	\$ 49,994,375.00	\$ 49,998,000.00	01/18/11
202975	400	STAR	313588BZ7	FNMA DISCOUNT NOTE	0.110	02/17/11	0.110	\$ 50,000,000.00	\$ 49,992,513.89	\$ 49,997,500.00	12/30/10
203261	400	STAR	313588BZ7	FNMA DISCOUNT NOTE	0.160	02/17/11	0.162	\$ 25,000,000.00	\$ 24,996,777.78	\$ 24,998,750.00	01/19/11
203286	400	STAR	313588CM5	FNMA DISCOUNT NOTE	0.165	03/01/11	0.167	\$ 45,000,000.00	\$ 44,991,956.25	\$ 44,995,950.00	01/21/11
203193	400	STAR	313588CN3	FNMA DISCOUNT NOTE	0.155	03/02/11	0.157	\$ 25,000,000.00	\$ 24,994,833.33	\$ 24,997,500.00	01/13/11
203346	400	STAR	313588CW3	FNMA DISCOUNT NOTE	0.160	03/10/11	0.162	\$ 50,000,000.00	\$ 49,990,222.22	\$ 49,994,000.00	01/25/11
203358	400	STAR	313588CW3	FNMA DISCOUNT NOTE	0.165	03/10/11	0.167	\$ 50,000,000.00	\$ 49,990,145.83	\$ 49,994,000.00	01/26/11
203198	400	STAR	313588DA0	FNMA DISCOUNT NOTE	0.160	03/14/11	0.162	\$ 25,000,000.00	\$ 24,993,444.44	\$ 24,996,500.00	01/14/11
203199	400	STAR	313588DA0	FNMA DISCOUNT NOTE	0.160	03/14/11	0.162	\$ 25,000,000.00	\$ 24,993,444.44	\$ 24,996,500.00	01/14/11
203160	400	STAR	313588DS1	FNMA DISCOUNT NOTE	0.160	03/30/11	0.162	\$ 25,000,000.00	\$ 24,991,333.33	\$ 24,995,250.00	01/11/11

PGM: INVS_MONTHEND_INVENTORY
 SOURCE: VisualQED
 MODEL: INVENTORY
 BASIS: SETTLEMENT
 AS-OF: 1/31/2011

JOSH MANDEL
TREASURER, STATE OF OHIO

INVESTMENT INVENTORY
 SETTLED POSITIONS AS OF: 1/31/11

INVST#	FUND	FUND	CUSIP	DESCRIPTION	RATE	MATURITY	YIELD	PAR AMOUNT	BOOK VALUE	MARKET VALUE	1ST PUR
199029	400	STAR	313588DX0	FNMA DISCOUNT NOTE	0.300	04/04/11	0.305	\$ 25,000,000.00	\$ 24,946,458.33	\$ 24,994,000.00	07/21/10
198612	400	STAR	313588EE1	FNMA DISCOUNT NOTE	0.340	04/11/11	0.345	\$ 25,000,000.00	\$ 24,934,361.11	\$ 24,993,250.00	07/07/10
198644	400	STAR	313588EM3	FNMA DISCOUNT NOTE	0.340	04/18/11	0.345	\$ 25,000,000.00	\$ 24,932,944.44	\$ 24,992,500.00	07/08/10
203407	400	STAR	313588EP6	FNMA DISCOUNT NOTE	0.170	04/20/11	0.172	\$ 50,000,000.00	\$ 49,980,402.78	\$ 49,985,000.00	01/27/11
203456	400	STAR	313588EU5	FNMA DISCOUNT NOTE	0.170	04/25/11	0.172	\$ 50,000,000.00	\$ 49,980,166.67	\$ 49,984,000.00	01/31/11
201448	400	STAR	313588JG1	FNMA DISCOUNT NOTE	0.220	07/18/11	0.223	\$ 50,000,000.00	\$ 49,917,805.56	\$ 49,963,000.00	10/22/10
								\$ 645,000,000.00	\$ 644,613,164.57	\$ 644,874,200.00	
184488	400	STAR	38141W273	GOLDMAN SACHS FIN SQ GOVT #465	0.070		0.070	\$ 91,812,615.82	\$ 91,812,615.82	\$ 91,812,615.82	01/28/08
184633	400	STAR	4812C0670	JP MORGAN US GOVT MMKT #3164	0.040		0.040	\$ 2,610,100.46	\$ 2,610,100.46	\$ 2,610,100.46	02/06/08
								\$ 94,422,716.28	\$ 94,422,716.28	\$ 94,422,716.28	
203175	400	STAR	880592BS8	TVA DISCOUNT NOTE	0.155	02/10/11	0.157	\$ 50,000,000.00	\$ 49,993,756.94	\$ 49,998,500.00	01/12/11
								\$ 50,000,000.00	\$ 49,993,756.94	\$ 49,998,500.00	
								\$ 4,358,278,716.28	\$ 4,356,926,279.88	\$ 4,357,693,136.50	
TOTAL FOR REPORT								\$ 12,220,136,367.10	\$ 11,857,517,432.30	\$ 12,057,160,766.38	