
Monthly Portfolio Review

June 2007

Office of Ohio Treasurer of State Richard Cordray



Table of Contents

- I. Investment Philosophy**
- II. Economic Outlook & Portfolio Strategy**
- III. Summary of Portfolios**
 - Regular Account
 - Ohio Lottery DPTF Structured Account
 - STAR Ohio
- VI. Portfolio Holdings**
- V. Transaction Activity**



INVESTMENT PHILOSOPHY

Investment Philosophy

- **INVESTMENT OBJECTIVES**

- *Preservation of Principal*
- *Maintenance of Liquidity*
- *Maximize Return*

- **STANDARD OF PRUDENCE**

The standard of prudence to be applied to the investment of the State Portfolio shall be the industry standard "Prudent Investor Rule," which states:

"Investments shall be made with the judgment and care, under circumstances then prevailing which persons of prudence, discretion and intelligence exercise in the management of their own affairs, not for speculation, but for investment, considering the probable safety of their capital as well as the probable income to be derived."



OUTLOOK & STRATEGY

Economic Outlook

- **INTEREST RATES**

- FOMC overnight federal funds rate is at 5.25%
- The Federal funds futures market estimates a 100% chance of an unchanged fed funds rate of 5.25% at the August 7th meeting.
- Chairman Bernanke said in the June 28th FOMC statement that "...a sustained moderation in inflation pressures has yet to be convincingly demonstrated".

- **HOUSING**

- The near-term prospects for the housing market remain uncertain.
- Chairman Bernanke said that "...the adjustment in the housing sector is ongoing".
- The impact on the broader economy due to problems attributed to the sub-prime housing market remains uncertain.

- **CPI**

- Core CPI, which excludes energy and food prices, is the primary measure of core inflation.
- The fed's traditional comfort zone for CPI is 1.0%-2.0%.
- Core CPI increased 0.2% in the month of June.
- Core CPI stands at 2.2% year over year ending in June of 2007.



Economic Outlook – (con't)

- **INFLATION**


- At the June 28th FOMC meeting, Chairman Bernanke said that "...the Committee's predominant policy concern remains the risk that inflation will fail to moderate as expected."
- The consensus is that Fed policy makers would like to see a consistent decline in Core CPI, before cutting interest rates.

- **LABOR MARKET**

- Unemployment remained at 4.5% for the month ending June 30th.
- Initial jobless claims came in at 301,000 in the week ending July 14th.
- The figure reflects a continued robust labor market.

- **SUMMARY**

- It is our belief that the economy seems likely to expand at a moderate pace this year.
- We continue to anticipate an unchanged federal funds rate throughout 2007.



Portfolio Yields & Strategy

- **YIELDS**

- Both long-term and short-term yields have leveled off over the past 4 weeks.
- The Treasury yield curve has become positive over this time period .
- We believe yields will moderately rise into the third and fourth quarter of 2007.

- **STRATEGY**

- We have been taking advantage of increasing yields and a steepening yield curve by adding value to the portfolio.



PORTFOLIO SUMMARY

Summary of Portfolios

Portfolio	5/31/2007	6/29/2007	Difference
Regular Account - Market Value	\$8,675,441,815.94	\$8,436,438,650.79	(\$239,003,165.15)
Bond Proceeds and revenues for Sales and Motor Vehicle Fuel Tax were offset by payments for Medicaid, Higher Education, School Foundations, Local Government Distributions and State Payroll.			
Total Monthly Inflows	\$5,537,186,126.20	\$4,114,386,753.87	
Total Monthly Outflows	\$5,151,361,359.15	\$4,461,359,387.43	
Realized Income - Month to date	\$36,849,879.43	\$32,262,191.94	
Realized Income - Fiscal Year to date	\$329,116,212.48	\$361,378,404.42	
Accruals	\$50,132,613.57	\$49,125,652.06	
Ohio Lottery DPTF - Market Value	\$699,210,101.69	\$688,772,765.36	(\$10,437,336.33)
Securities were purchased to fund a single \$1,000,000.00 annuity winner. The June liability payment was \$9,552,953.80.			
STAR Ohio - Market Value	\$5,001,109,776.65	\$4,817,467,555.78	(\$183,642,220.87)
Shareholder redemptions exceeded purchases during the month.			



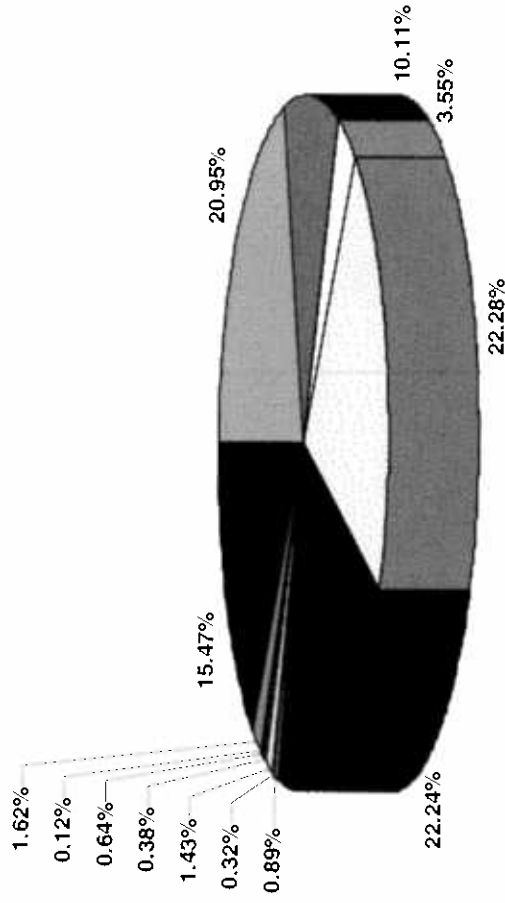
Regular Account Asset Allocation

ASSET TYPE	PAR AMOUNT	BOOK VALUE	MKT VALUE	% BOOK	WT YLD	WT DTM
AGENCY CALLABLE	1,770,000,000.00	1,769,999,706.25	1,759,188,650.00	20.953%	5.197%	1,205.36
AGENCY COUPON	852,000,000.00	854,022,085.00	848,868,520.00	10.110%	4.635%	493.05
BID OHIO	300,000,000.00	300,000,000.00	300,000,000.00	3.551%	5.064%	83.33
COMMERCIAL PAPER	1,894,173,000.00	1,882,377,222.48	1,882,377,222.48	22.284%	5.365%	23.67
DISCOUNT NOTES	1,897,313,000.00	1,878,424,137.71	1,891,065,868.70	22.237%	5.251%	26.06
FFCB ADJ RATE BOND	75,000,000.00	75,000,000.00	75,000,000.00	0.888%	1.347%	315.00
LINKED DEPOSIT - SM BUS	26,848,900.89	26,848,900.89	26,848,900.89	0.318%	1.750%	418.45
MONEY MARKET FUND	121,155,872.80	121,155,872.80	121,155,872.80	1.434%	5.164%	1.00
OTHER	32,000,000.00	32,000,000.00	31,994,400.00	0.379%	5.337%	263.31
SPRJ - AGLINK FIXED LINE OF CREDIT	54,025,398.03	54,025,398.03	54,025,398.03	0.640%	0.774%	291.97
SPRJ - AGLINK FIXED RATE TERM LOAN	10,160,206.98	10,160,206.98	10,160,206.98	0.120%	1.080%	292.00
STATE & LOCAL GOVT SEC - DEM DEP	136,927,120.91	136,927,120.91	136,927,120.91	1.621%	3.975%	1.00
TREASURIES	1,312,000,000.00	1,306,416,958.25	1,298,826,490.00	15.465%	4.600%	816.97
	\$ 8,481,603,499.61	\$ 8,447,357,609.30	\$ 8,436,438,650.79	100.000%	4.994%	448.85



Regular Account Asset Allocation

- AGENCY CALLABLE
- AGENCY COUPON
- BID OHIO
- COMMERCIAL PAPER
- DISCOUNT NOTES
- FFCB ADJ RATE BOND
- LINKED DEPOSIT - SM BUS
- MONEY MARKET FUND
- OTHER
- SPRJ - AGLINK FIXED LINE OF CREDIT
- SPRJ - AGLINK FIXED RATE TERM LOAN
- STATE & LOCAL GOVT SEC - DEM DEP
- TREASURIES



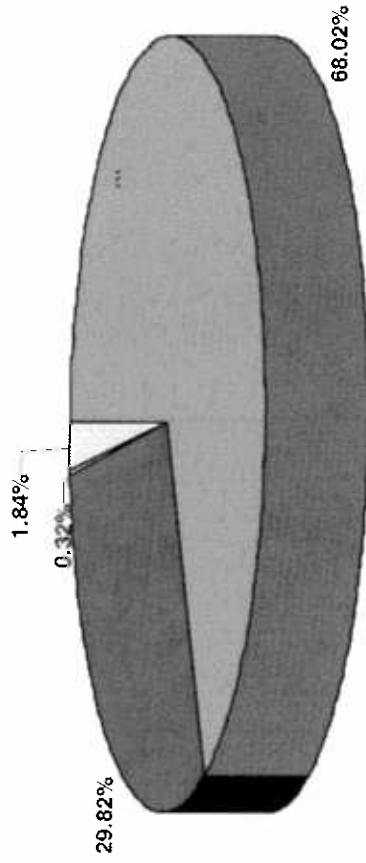
Ohio Lottery DPTF Asset Allocation

ASSET TYPE	PAR AMOUNT	BOOK VALUE	MKT VALUE	% BOOK	WT YLD	WT DTM
AGENCY COUPON	410,937,000.00	406,777,838.50	404,621,223.90	68.023%	5.076%	1,586.71
AGENCY STRIPS	442,909,000.00	178,300,195.24	271,290,224.50	29.816%	5.746%	3,518.23
STAR OHIO - CASH ACCT	1,928,037.24	1,928,037.24	1,928,037.24	0.322%	5.170%	1.00
TREASURIES	17,566,000.00	10,997,363.54	10,933,279.72	1.839%	4.795%	3,710.84
	\$ 873,340,037.24	\$ 598,003,434.52	\$ 688,772,765.36	100.000%	5.271%	2,605.49



Ohio Lottery DPTF Asset Allocation

- AGENCY COUPON
- AGENCY STRIPS
- STAR OHIO - CASH ACCT
- TREASURIES



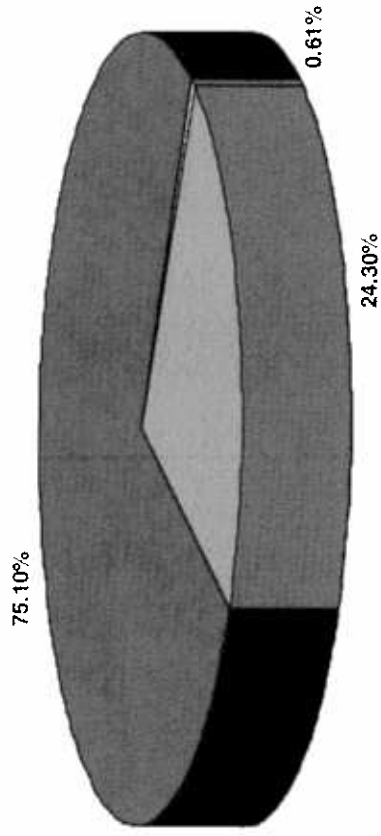
STAR Ohio Asset Allocation

ASSET TYPE	PAR AMOUNT	BOOK VALUE	MKT VALUE	% BOOK	WT YLD	WT DTM
COMMERCIAL PAPER	1,175,000,000.00	1,164,901,888.88	1,164,901,888.88	24.296%	5.353%	30.05
DISCOUNT NOTES	3,643,958,000.00	3,600,573,938.02	3,623,512,147.90	75.098%	5.264%	42.59
REPURCHASE AGREEMENT	29,053,519.00	29,053,519.00	29,053,519.00	0.606%	4.800%	3.00
	\$ 4,848,011,519.00	\$ 4,794,529,345.90	\$ 4,817,467,555.78	100.000%	5.283%	39.31



STAR Ohio Asset Allocation

- COMMERCIAL PAPER
- DISCOUNT NOTES
- REPURCHASE AGREEMENT



TRANSACTION ACTIVITY

PGM: INVS MONTHEND_TRANSACTIONS
 SOURCE: VisualQED
 MODEL: TRANSACTION
 BASIS: SETTLEMENT
 BEGIN: 6/01/07
 END: 6/30/07

R I C E A R D C O R P O R A T I O N
 T R E A S U R E R , S T A T E O F O H I O
 I N V E S T M E N T T R A N S A C T I O N R E P O R T

PAGE: 1

INVS#	TN	FUND	GROUP	SETTLE	CUSIP	DESCRIPTION	RATE	MATURITY	PUR-YL	PAR	AMOUNT	PRIN/PROC	P/S-INTEREST	SETTLE	AMT
181209	PUR	300	REG	6/01/07	90262DUP8	US FINANCE	5.26	7/23/07	5.374	25,818,000.00	25,621,840.57			25,621,840.57	
181207	PUR	304	REG	6/01/07	912828FA3	US TREASURY NOTE	4.75	3/31/11	4.858	25,000,000.00	24,905,273.45		201,161.20	25,106,434.65	
181206	PUR	304	REG	6/01/07	912828GE4	US TREASURY NOTE	4.88	1/31/09	4.970	10,000,000.00	9,984,375.00		162,948.90	10,147,323.90	
181208	PUR	304	REG	6/01/07	912828GR5	US TREASURY NOTE	4.50	5/15/10	4.873	25,000,000.00	24,746,093.75		51,970.11	24,798,063.86	
180005	CNTR	301	REG	6/01/07	4812C0670	JP MORGAN US GOVT MKMT #3164			5.170	213,500.00	213,500.00			213,500.00	
180005	CNTR	301	REG	6/01/07	4812C0670	JP MORGAN US GOVT MKMT #3164			5.170	624,375.00	624,375.00			624,375.00	
181221	PUR	300	REG	6/01/07	59018KT43	MERRILL LYNCH & CO	5.30	6/04/07	5.376	25,000,000.00	24,988,958.33			24,988,958.33	
181219	PUR	304	REG	6/04/07	912828FH8	US TREASURY NOTE	4.88	5/31/11	4.892	25,000,000.00	24,984,375.00		13,319.67	24,997,694.67	
181220	PUR	304	REG	6/04/07	912828GT1	US TREASURY NOTE	4.88	5/31/09	4.950	25,000,000.00	24,964,843.75		13,319.67	24,978,163.42	
181214	PUR	303	SPRJ	6/01/07	AG0701155	CLARKSBURG COMMERCIAL BANK	1.08	4/16/08	1.080	150,000.00	150,000.00			150,000.00	
181216	PUR	303	SPRJ	6/01/07	AG0701163	NATIONAL BANK & TRUST COMPANY	1.08	4/16/08	1.080	100,000.00	100,000.00			100,000.00	
181217	PUR	303	SPRJ	6/01/07	AG0701171	JP MORGAN CHEASE BANK, NA	1.08	4/16/08	1.080	230,000.00	230,000.00			230,000.00	
181217	PUR	303	SPRJ	6/01/07	LD0701119	NATIONAL CITY BANK	1.75	6/01/09	1.750	250,000.00	250,000.00			250,000.00	
181230	PUR	300	REG	6/04/07	0027ALT58	ABBEY NATIONAL NA, LLC	5.25	6/05/07	5.324	20,000,000.00	19,997,083.33			19,997,083.33	
181236	PUR	301	REG	6/11/07	313XL6K4	FELB DEBENTURE	5.40	6/11/09	5.400	35,000,000.00	35,000,000.00			35,000,000.00	
170509	CNTR	300	REG	6/04/07	4812C0670	JP MORGAN US GOVT MKMT #3164			5.170	15,000,000.00	15,000,000.00			15,000,000.00	
181231	PUR	300	REG	6/04/07	83365ST52	SOCIETE GENERALE NORTH AMERICA	5.25	6/05/07	5.324	50,000,000.00	49,992,708.33			49,992,708.33	
181232	PUR	300	REG	6/04/07	90262DUC7	US FINANCE	5.26	7/12/07	5.358	2,396,000.00	2,382,709.52			2,382,709.52	
181229	PUR	303	SPRJ	6/04/07	AG0701189	FIRST CITIZENS NATIONAL BANK	1.08	4/16/08	1.080	100,000.00	100,000.00			100,000.00	
181228	PUR	303	SPRJ	6/04/07	LD0701127	FIRST CITIZENS NATIONAL BANK	1.75	6/04/09	1.750	25,000.00	25,000.00			25,000.00	
181266	PUR	300	REG	6/05/07	0660PLT68	BANK OF AMERICA	5.25	6/06/07	5.324	15,000,000.00	14,997,812.50			14,997,812.50	
181268	PUR	301	REG	6/18/07	3128X6DB9	FELMC DEBENTURE	5.41	6/18/10	5.405	25,000,000.00	25,000,000.00			25,000,000.00	
181267	PUR	301	REG	6/06/07	31359M5C3	FNMA DEBENTURE	5.38	2/12/10	5.412	10,000,000.00	9,990,000.00		170,208.33	10,160,208.33	
170509	CNTR	300	REG	6/05/07	4812C0670	JP MORGAN US GOVT MKMT #3164			5.170	23,900,000.00	23,900,000.00			23,900,000.00	
180005	CNTR	301	REG	6/05/07	4812C0670	JP MORGAN US GOVT MKMT #3164			5.170	656,250.00	656,250.00			656,250.00	
181263	PUR	300	REG	6/05/07	74977LT64	RABOBANK USA FINANCIAL CORP	5.24	7/11/07	5.341	30,660,000.00	30,499,341.60			30,499,341.60	
181262	PUR	300	REG	6/05/07	480701197	DELAWARE COUNTY BANK & TRUST CO.	5.24	6/06/07	5.314	50,000,000.00	49,992,722.22			49,992,722.22	
181239	PUR	303	SPRJ	6/06/07	LD07B1950	HUNTINGTON NATIONAL BANK, NA	5.05	12/05/07	5.050	100,000.00	100,000.00			100,000.00	
181240	PUR	303	SPRJ	6/06/07	LD07B1968	FIFTH THIRD BANK	4.96	12/05/07	4.960	2,000,000.00	2,000,000.00			2,000,000.00	
181241	PUR	303	SPRJ	6/06/07	LD07B1976	HENRY COUNTY BANK	4.95	12/05/07	4.951	5,000,000.00	5,000,000.00			5,000,000.00	
181242	PUR	303	SPRJ	6/06/07	LD07B1984	HENRY COUNTY BANK	4.95	12/05/07	4.951	2,000,000.00	2,000,000.00			2,000,000.00	
181243	PUR	303	SPRJ	6/06/07	LD07B1992	HENRY COUNTY BANK	4.95	12/05/07	4.951	1,000,000.00	1,000,000.00			1,000,000.00	
181244	PUR	303	SPRJ	6/06/07	LD07B2008	FIRSTMERIT BANK, NA	4.95	12/05/07	4.951	2,000,000.00	2,000,000.00			2,000,000.00	
181245	PUR	303	SPRJ	6/06/07	LD07B2016	ANDOVER BANK	4.95	12/05/07	4.950	5,000,000.00	5,000,000.00			5,000,000.00	
181246	PUR	303	SPRJ	6/06/07	LD07B2024	OLD FORT BANKING COMPANY	4.95	12/05/07	4.950	2,500,000.00	2,500,000.00			2,500,000.00	
181247	PUR	303	SPRJ	6/06/07	LD07B2032	UNION BANK COMPANY	4.96	12/05/07	4.951	5,000,000.00	5,000,000.00			5,000,000.00	
181248	PUR	303	SPRJ	6/06/07	LD07B2040	GREENVILLE FEDERAL S&L ASSOC.	4.95	12/05/07	4.960	1,000,000.00	1,000,000.00			1,000,000.00	
181249	PUR	303	SPRJ	6/06/07	LD07B2057	ANTWERP EXCHANGE BANK COMPANY	4.96	12/05/07	4.961	1,000,000.00	1,000,000.00			1,000,000.00	

PGM: INVS MONTHEND_TRANSACTIONS
SOURCE: VISUALQED
MODEL: TRANSACTION
BASIS: SETTLEMENT
BEGIN: 6/01/07
END: 6/30/07

RICHARD CORDRAY
TREASURER, STATE OF OHIO

INVESTMENT TRANSACTION REPORT

TRANSACTIONS FOR 6/01/07 TO 6/30/07

Table with columns: INVST# YAN FUND GROUP SETTLE CUSIP DESCRIPTION RATE MATURITY PUR-YL PAR AMOUNT PRIN/PROC P/S-INTEREST SETTLE AMT. Rows include various investment transactions such as 181250 PUR 303 SPRJ 6/06/07 LD07B2065 PROPLRS BANK, N.A.

PCW: INVS MONTHEND_TRANSACTIONS
 RICHARD CORDRAY
 TREASURER, STATE OF OHIO
 INVESTMENT TRANSACTION REPORT

FORM: INVS MONTHEND_TRANSACTIONS
 SOURCE: VisualQED
 MODEL: TRANSACTION
 BASIS: SETTLEMENT
 BEGIN: 6/01/07
 END: 6/30/07

TRANSACTIONS FOR 6/01/07 TO 6/30/07

INVEST#	TXN	FUND	GROUP	SETTLE	CUSIP	DESCRIPTION	RATE	MAURITY	PUR-YL	PAR	AMOUNT	PRIN/PROC	P/S-INTEREST	SETTLE	AMT
181331	PUR	300	REG	6/11/07	4497WIU95	ING (US) FUNDING	5.25	7/09/07	5.345	21,064,000.00	20,977,988.67			20,977,988.67	
170509	CNTR	300	REG	6/11/07	4812C0670	JP MORGAN US GOVT MKMT #3164			5.150	2,756,209.07	2,756,209.07			2,756,209.07	
181341	PUR	300	REG	6/11/07	74977LT11	RABOBANK USA FINANCIAL CORP	5.25	6/12/07	5.324	50,000,000.00	49,992,708.33			49,992,708.33	
181342	PUR	300	REG	6/11/07	83365STC7	SOCIETE GENERALE NORTH AMERICA	5.25	6/12/07	5.324	50,000,000.00	49,992,708.33			49,992,708.33	
181346	PUR	300	REG	6/11/07	83365STC7	SOCIETE GENERALE NORTH AMERICA	5.25	6/12/07	5.334	40,000,000.00	39,994,155.56			39,994,155.56	
181352	PUR	300	REG	6/12/07	17307SUH3	CITIGROUP FUNDING INC	5.26	7/17/07	5.355	50,000,000.00	49,744,548.61			49,744,548.61	
181351	PUR	301	REG	6/12/07	4042FITU3	HSEC FINANCE CORP	5.26	6/28/07	5.346	6,633,456.12	6,633,456.12			6,633,456.12	
170509	CNTR	300	REG	6/12/07	4812C0670	JP MORGAN US GOVT MKMT #3164			5.150	25,000,000.00	25,000,000.00			25,000,000.00	
181354	PUR	300	REG	6/12/07	74977LTD9	RABOBANK USA FINANCIAL CORP	5.25	6/13/07	5.324	50,000,000.00	49,992,708.33			49,992,708.33	
181356	PUR	300	REG	6/12/07	83365STD5	SOCIETE GENERALE NORTH AMERICA	5.28	6/13/07	5.354	50,000,000.00	49,992,708.33			49,992,708.33	
181349	PUR	303	SPRJ	6/12/07	AG0701205	OLD FORT BANKING COMPANY	1.08	4/16/08	1.080	60,000.00	60,000.00			60,000.00	
181350	PUR	303	SPRJ	6/12/07	LD0701135	FIFTH THIRD BANK	1.75	6/12/09	1.750	250,000.00	250,000.00			250,000.00	
181359	PUR	300	REG	6/13/07	0660FLT81	BANK OF AMERICA	5.26	6/14/07	5.334	50,000,000.00	49,992,694.44			49,992,694.44	
181362	PUR	300	REG	6/13/07	74977LTD9	RABOBANK USA FINANCIAL CORP	5.26	6/14/07	5.334	25,000,000.00	24,996,347.22			24,996,347.22	
181361	PUR	300	REG	6/13/07	83365STF0	SOCIETE GENERALE NORTH AMERICA	5.30	6/15/07	5.375	50,000,000.00	49,985,277.78			49,985,277.78	
181366	PUR	301	REG	6/28/07	3133XLRH30	FHLB DEBENTURE	5.80	6/28/10	5.800	10,000,000.00	10,000,000.00			10,000,000.00	
181370	PUR	301	REG	6/27/07	3133XLRV8	FHLB DEBENTURE	5.60	9/27/10	5.600	25,000,000.00	25,000,000.00			25,000,000.00	
181368	PUR	300	REG	6/14/07	74977LTP4	RABOBANK USA FINANCIAL CORP	5.27	6/15/07	5.344	35,000,000.00	34,994,876.39			34,994,876.39	
164058	CNTR	304	REG	6/15/07	316175108	FIDELITY US GOVERNMENT FUND #57			5.130	546,875.00	546,875.00			546,875.00	
170509	CNTR	300	REG	6/15/07	4812C0670	JP MORGAN US GOVT MKMT #3164			5.150	5,000,000.00	5,000,000.00			5,000,000.00	
181373	PUR	300	REG	6/15/07	74977LTJ6	RABOBANK USA FINANCIAL CORP	5.30	6/18/07	5.376	50,000,000.00	49,977,916.67			49,977,916.67	
181374	PUR	300	REG	6/15/07	74977LTJ6	RABOBANK USA FINANCIAL CORP	5.30	6/18/07	5.376	50,000,000.00	49,977,916.67			49,977,916.67	
181376	PUR	300	REG	6/15/07	74977LTJ6	RABOBANK USA FINANCIAL CORP	5.29	6/18/07	5.366	40,000,000.00	39,982,366.67			39,982,366.67	
181381	PUR	300	REG	6/18/07	02635SU62	AMERICAN GENERAL FINANCE CORP	5.27	7/06/07	5.357	50,000,000.00	49,868,250.00			49,868,250.00	
181382	PUR	300	REG	6/18/07	02635SU62	AMERICAN GENERAL FINANCE CORP	5.27	7/06/07	5.357	15,172,000.00	15,132,021.78			15,132,021.78	
181371	PUR	301	REG	6/21/07	3128XGR3	FHLMC DEBENTURE	5.66	8/20/10	5.660	25,000,000.00	25,000,000.00			25,000,000.00	
181379	PUR	303	SPRJ	6/18/07	LD0701143	FIRST CITIZENS NATIONAL BANK	1.75	6/18/09	1.750	71,557.51	71,557.51			71,557.51	
181390	PUR	300	REG	6/19/07	0027ALU31	ABBEY NATIONAL NA, LLC	5.27	7/03/07	5.354	50,000,000.00	49,897,527.78			49,897,527.78	
181389	PUR	300	REG	6/19/07	83365STL7	SOCIETE GENERALE NORTH AMERICA	5.22	6/20/07	5.293	50,000,000.00	49,992,750.00			49,992,750.00	
181388	PUR	300	REG	6/19/07	LD0701150	CITIZENS SAVINGS BANK	1.75	6/19/09	1.750	198,000.00	198,000.00			198,000.00	
181396	PUR	300	REG	6/20/07	0660PTM3	BANK OF AMERICA	5.23	6/21/07	5.303	50,000,000.00	49,992,736.11			49,992,736.11	
181393	PUR	300	REG	6/20/07	17307SUD2	CITIGROUP FUNDING INC	5.26	7/13/07	5.351	50,000,000.00	49,831,972.22			49,831,972.22	
181397	PUR	300	REG	6/20/07	2521RHTT2	DEZIA DELAWARE	5.25	6/27/07	5.328	50,000,000.00	49,948,958.33			49,948,958.33	
181394	PUR	300	REG	6/20/07	4042FITU3	HSEC FINANCE CORP	5.26	6/28/07	5.339	50,000,000.00	49,941,555.56			49,941,555.56	
181395	PUR	300	REG	6/20/07	4497WIU53	ING (US) FUNDING	5.26	7/05/07	5.345	50,000,000.00	49,890,416.67			49,890,416.67	
181402	PUR	302	DPTF	6/26/07	912820CY1	US TREASURY STRIP (P)			5.030	50,000.00	47,847.50			47,847.50	
181403	PUR	302	DPTF	6/26/07	912820DV6	US TREASURY STRIP (P)			5.15/09	50,000.00	45,558.00			45,558.00	
181404	PUR	302	DPTF	6/26/07	912820LR6	US TREASURY STRIP (P)			5.15/10	50,000.00	43,358.50			43,358.50	
181405	PUR	302	DPTF	6/26/07	912833JW1	US TREASURY STRIP			5.15/11	50,000.00	41,718.00			41,718.00	

FGK: INVS MONTHEND_TRANSACTIONS

RICHARD CORDRAY
TREASURER, STATE OF OHIO

INVESTMENT TRANSACTION REPORT

SOURCE: VISUALQHD
MODEL: TRANSACTION
BASIS: SETTLEMENT
BEGIN: 6/01/07
END: 6/30/07

TRANSACTIONS FOR 6/01/07 TO 6/30/07

INVT#	TXN	FUND	GROUP	SETTLE	CUSIP	DESCRIPTION	RATE	MAURITY	PUR-YL	PAR	AMOUNT	PRIN/PROC	P/S-INTEREST	SETTLE AMT
181406	PUR	302	DPTF	6/26/07	912833JY7	US TREASURY STRIP		5/15/12	4.740	50,000.00	50,000.00	39,771.00		39,771.00
181407	PUR	302	DPTF	6/26/07	912833KA7	US TREASURY STRIP		5/15/13	5.030	50,000.00	50,000.00	37,323.50		37,323.50
181408	PUR	302	DPTF	6/26/07	912833KC3	US TREASURY STRIP		5/15/14	5.115	50,000.00	50,000.00	35,312.50		35,312.50
181409	PUR	302	DPTF	6/26/07	912833KE9	US TREASURY STRIP		5/15/15	5.165	50,000.00	50,000.00	33,444.50		33,444.50
181410	PUR	302	DPTF	6/26/07	912833KH2	US TREASURY STRIP		5/15/16	5.185	50,000.00	50,000.00	31,727.00		31,727.00
181411	PUR	302	DPTF	6/26/07	912833KM1	US TREASURY STRIP		5/15/17	5.255	50,000.00	50,000.00	29,941.00		29,941.00
181412	PUR	302	DPTF	6/26/07	912833KV1	US TREASURY STRIP		5/15/18	5.295	50,000.00	50,000.00	28,307.00		28,307.00
181413	PUR	302	DPTF	6/26/07	912833KX2	US TREASURY STRIP		5/15/19	5.340	50,000.00	50,000.00	26,726.00		26,726.00
181414	PUR	302	DPTF	6/26/07	912833L00	US TREASURY STRIP		5/15/20	5.400	50,000.00	50,000.00	25,164.00		25,164.00
181415	PUR	302	DPTF	6/26/07	912833LH1	US TREASURY STRIP		5/15/21	5.425	50,000.00	50,000.00	23,777.50		23,777.50
181416	PUR	302	DPTF	6/26/07	912833LN8	US TREASURY STRIP		5/15/22	5.430	50,000.00	50,000.00	22,522.00		22,522.00
181417	PUR	302	DPTF	6/26/07	912833LR9	US TREASURY STRIP		5/15/23	5.420	50,000.00	50,000.00	21,380.50		21,380.50
181418	PUR	302	DPTF	6/26/07	912833LV0	US TREASURY STRIP		5/15/24	5.425	50,000.00	50,000.00	20,250.50		20,250.50
181419	PUR	302	DPTF	6/26/07	912833LZ1	US TREASURY STRIP		5/15/25	5.415	50,000.00	50,000.00	19,228.50		19,228.50
181420	PUR	300	REG	6/21/07	00137F0A8	AIG FUNDING INC	5.27	7/10/07	5.358	50,000,000.00	50,000,000.00	18,312.00		18,312.00
181428	PUR	300	REG	6/21/07	02581SUP4	AMERICAN EXPRESS CREDIT CORP	5.25	7/23/07	5.348	30,993,000.00	30,993,000.00	49,860,930.56		49,860,930.56
181429	PUR	300	REG	6/21/07	02581SUP4	AMERICAN EXPRESS CREDIT CORP	5.25	7/23/07	5.348	50,000,000.00	50,000,000.00	30,251,166.00		30,251,166.00
181430	PUR	300	REG	6/21/07	02581SUP4	AMERICAN EXPRESS CREDIT CORP	5.25	7/23/07	5.348	1,352,000.00	1,352,000.00	49,766,666.67		49,766,666.67
181424	PUR	300	REG	6/21/07	066601VQ1	BANK OF AMERICA	5.25	8/24/07	5.373	50,000,000.00	50,000,000.00	1,345,690.67		1,345,690.67
181425	PUR	300	REG	6/22/07	12478KVM2	CBA (DE) FINANCE, INC	5.25	8/21/07	5.370	20,201,000.00	20,201,000.00	49,533,333.33		49,533,333.33
181431	PUR	300	REG	6/21/07	36959JTN3	GENERAL ELECTRIC CAPITAL CORP	5.25	6/22/07	5.324	35,000,000.00	35,000,000.00	20,024,241.25		20,024,241.25
181426	PUR	300	REG	6/21/07	4042FLUD9	HSBC FINANCE CORP	5.27	7/13/07	5.360	45,000,000.00	45,000,000.00	34,994,895.83		34,994,895.83
181441	PUR	300	REG	6/22/07	0027ALUC1	ABBEE NATIONAL NA, LLC	5.27	7/12/07	5.354	15,000,000.00	15,000,000.00	44,855,075.00		44,855,075.00
181442	PUR	300	REG	6/22/07	02635SUB1	AMERICAN GENERAL FINANCE CORP	5.27	7/11/07	5.358	35,000,000.00	35,000,000.00	14,956,125.00		14,956,125.00
181444	PUR	300	REG	6/22/07	066601UC3	BANK OF AMERICA	5.26	8/24/07	5.372	50,000,000.00	50,000,000.00	34,902,651.39		34,902,651.39
181443	PUR	300	REG	6/22/07	07389BVQ1	BEAR STEARNS CO	5.25	8/24/07	5.349	50,000,000.00	50,000,000.00	49,853,888.89		49,853,888.89
181436	PUR	303	SPRJ	6/22/07	AG0701213	NORTH VALLEY BANK	1.08	4/16/08	1.080	50,000,000.00	50,000,000.00	49,540,625.00		49,540,625.00
181434	PUR	303	SPRJ	6/22/07	LD0701168	FIRST CITIZENS NATIONAL BANK	1.75	6/22/09	1.750	68,000.00	68,000.00	1,230,000.00		1,230,000.00
181448	PUR	300	REG	6/22/07	LD0701176	FIRST FEDERAL BANK OF THE MIDWEST	1.75	6/22/09	1.750	102,000.00	102,000.00	68,000.00		68,000.00
181449	PUR	300	REG	6/26/07	12478KVH3	CBA (DE) FINANCE, INC	5.26	8/17/07	5.374	50,000,000.00	50,000,000.00	102,000.00		102,000.00
181447	PUR	300	REG	6/26/07	12478KVH3	CBA (DE) FINANCE, INC	5.26	8/17/07	5.374	26,486,000.00	26,486,000.00	49,620,111.11		49,620,111.11
181451	PUR	300	REG	6/25/07	36959JTS2	CITIGROUP FUNDING INC	5.26	8/09/07	5.368	50,000,000.00	50,000,000.00	26,284,765.26		26,284,765.26
181452	PUR	300	REG	6/25/07	36959JTS2	GENERAL ELECTRIC CAPITAL CORP	5.25	6/26/07	5.324	50,000,000.00	50,000,000.00	49,678,555.56		49,678,555.56
181454	PUR	300	REG	6/25/07	74977LTS6	GENERAL ELECTRIC CAPITAL CORP	5.25	6/26/07	5.324	50,000,000.00	50,000,000.00	49,992,708.33		49,992,708.33
181455	PUR	300	REG	6/25/07	74977LTS6	RABOBANK USA FINANCIAL CORP	5.25	6/26/07	5.324	50,000,000.00	50,000,000.00	49,992,708.33		49,992,708.33
181456	PUR	300	REG	6/25/07	83365STS2	RABOBANK USA FINANCIAL CORP	5.26	6/26/07	5.334	45,000,000.00	45,000,000.00	44,993,425.00		44,993,425.00
181476	PUR	300	REG	6/26/07	02581SU90	SOCIETE GENERALE NORTH AMERICA	5.25	6/26/07	5.324	50,000,000.00	50,000,000.00	49,992,708.33		49,992,708.33
181475	PUR	300	REG	6/26/07	02581SU90	AMERICAN EXPRESS CREDIT CORP	5.26	7/09/07	5.343	15,000,000.00	15,000,000.00	14,971,508.33		14,971,508.33

PGM: INVS_MONTHEND_TRANSACTIONS
SOURCE: VISUALQED
MODEL: TRANSACTION
BASIS: SETTLEMENT
BEGIN: 6/01/07
END: 6/30/07

RICHARD CORDRAY
TREASURER, STATE OF OHIO
INVESTMENT TRANSACTION REPORT

TRANSACTIONS FOR 6/01/07 TO 6/30/07

INVS#	TEN	FUND	GROUP	SETTLE	CUSIP	DESCRIPTION	RATE	MATURITY	PUR-YL	PAR	AMOUNT	PRIN/PROC	P/S-INTEREST	SETTLE	AMT
181465	PUR	300	REG	6/26/07	36959JTT0	GENERAL ELECTRIC CAPITAL CORP	5.28	6/27/07	5.354	50,000,000.00	50,000,000.00	49,992,666.67		49,992,666.67	
181466	PUR	300	REG	6/26/07	36959JTT0	GENERAL ELECTRIC CAPITAL CORP	5.28	6/27/07	5.354	50,000,000.00	50,000,000.00	49,992,666.67		49,992,666.67	
181467	PUR	300	REG	6/26/07	36959JTT0	GENERAL ELECTRIC CAPITAL CORP	5.28	6/27/07	5.354	50,000,000.00	50,000,000.00	49,992,666.67		49,992,666.67	
181468	PUR	300	REG	6/26/07	74977LTT4	RABOBANK USA FINANCIAL CORP	5.28	6/27/07	5.354	50,000,000.00	50,000,000.00	49,992,666.67		49,992,666.67	
181469	PUR	300	REG	6/26/07	74977LTT4	RABOBANK USA FINANCIAL CORP	5.28	6/27/07	5.354	50,000,000.00	50,000,000.00	49,992,666.67		49,992,666.67	
181470	PUR	300	REG	6/26/07	9026XJTT4	RABOBANK USA FINANCIAL CORP	5.28	6/27/07	5.354	50,000,000.00	50,000,000.00	49,992,666.67		49,992,666.67	
181471	PUR	300	REG	6/26/07	9026XJTT4	RABOBANK USA FINANCIAL CORP	5.28	6/27/07	5.354	50,000,000.00	50,000,000.00	49,992,666.67		49,992,666.67	
181472	PUR	304	REG	6/27/07	912828GG9	US TREASURY NOTE	5.29	6/27/07	5.364	10,000,000.00	10,000,000.00	9,998,530.56		9,998,530.56	
181473	PUR	304	REG	6/27/07	912828GG9	US TREASURY NOTE	5.29	6/27/07	5.364	10,000,000.00	10,000,000.00	9,998,530.56		9,998,530.56	
181474	PUR	303	SPRJ	6/26/07	AG0701221	HUNTINGTON NATIONAL BANK, NA	4.75	2/15/10	4.927	25,000,000.00	25,000,000.00	24,890,625.00	433,011.05	25,323,636.05	
181475	PUR	303	SPRJ	6/26/07	AG0701221	HUNTINGTON NATIONAL BANK, NA	4.75	2/15/10	4.927	25,000,000.00	25,000,000.00	24,890,625.00	433,011.05	25,323,636.05	
181476	PUR	303	SPRJ	6/26/07	LD0701184	CITIZENS SAVINGS BANK	1.08	4/16/08	1.080	100,000.00	100,000.00	100,000.00		100,000.00	
181477	PUR	303	SPRJ	6/26/07	LD0701184	CITIZENS SAVINGS BANK	1.08	4/16/08	1.080	100,000.00	100,000.00	100,000.00		100,000.00	
181478	PUR	303	SPRJ	6/26/07	LD0701192	FIRST CITIZENS NATIONAL BANK	1.75	6/26/09	1.750	50,000.00	50,000.00	50,000.00		50,000.00	
181479	PUR	303	SPRJ	6/26/07	LD0701192	FIRST CITIZENS NATIONAL BANK	1.75	6/26/09	1.750	50,000.00	50,000.00	50,000.00		50,000.00	
181480	PUR	300	REG	6/27/07	36959JTT0	GENERAL ELECTRIC CAPITAL CORP	5.31	6/28/07	5.385	50,000,000.00	50,000,000.00	49,992,625.00		49,992,625.00	
181481	PUR	300	REG	6/27/07	36959JTT0	GENERAL ELECTRIC CAPITAL CORP	5.31	6/28/07	5.385	50,000,000.00	50,000,000.00	49,992,625.00		49,992,625.00	
181482	PUR	300	REG	6/27/07	36959JTT0	GENERAL ELECTRIC CAPITAL CORP	5.31	6/28/07	5.385	50,000,000.00	50,000,000.00	49,992,625.00		49,992,625.00	
181483	PUR	300	REG	6/27/07	36959JTT0	GENERAL ELECTRIC CAPITAL CORP	5.31	6/28/07	5.385	50,000,000.00	50,000,000.00	49,992,625.00		49,992,625.00	
181484	PUR	300	REG	6/27/07	36959JTT0	GENERAL ELECTRIC CAPITAL CORP	5.31	6/28/07	5.385	50,000,000.00	50,000,000.00	49,992,625.00		49,992,625.00	
181485	PUR	300	REG	6/27/07	4497WLVW3	ING (US) FUNDING	5.24	8/30/07	5.363	15,000,000.00	15,000,000.00	14,860,266.67		14,860,266.67	
181486	PUR	300	REG	6/27/07	4497WLVW3	ING (US) FUNDING	5.24	8/30/07	5.363	15,000,000.00	15,000,000.00	14,860,266.67		14,860,266.67	
181487	PUR	300	REG	6/27/07	83365FU7	RABOBANK USA FINANCIAL CORP	5.26	7/27/07	5.357	50,000,000.00	50,000,000.00	49,780,833.33		49,780,833.33	
181488	PUR	300	REG	6/27/07	83365FU7	RABOBANK USA FINANCIAL CORP	5.26	7/27/07	5.357	50,000,000.00	50,000,000.00	49,780,833.33		49,780,833.33	
181489	PUR	300	REG	6/27/07	83365FU7	RABOBANK USA FINANCIAL CORP	5.26	7/27/07	5.357	50,000,000.00	50,000,000.00	49,780,833.33		49,780,833.33	
181490	PUR	300	REG	6/27/07	83365FU7	RABOBANK USA FINANCIAL CORP	5.26	7/27/07	5.357	50,000,000.00	50,000,000.00	49,780,833.33		49,780,833.33	
181491	PUR	303	SPRJ	6/27/07	AG0701239	CITIZENS BANKING COMPANY	5.30	6/28/07	5.374	50,000,000.00	50,000,000.00	49,992,638.89		49,992,638.89	
181492	PUR	303	SPRJ	6/27/07	AG0701239	CITIZENS BANKING COMPANY	5.30	6/28/07	5.374	50,000,000.00	50,000,000.00	49,992,638.89		49,992,638.89	
181493	PUR	303	SPRJ	6/27/07	AG0701247	FIRST FINANCIAL BANK, NA	1.08	4/16/08	1.080	200,000.00	200,000.00	200,000.00		200,000.00	
181494	PUR	303	SPRJ	6/27/07	AG0701247	FIRST FINANCIAL BANK, NA	1.08	4/16/08	1.080	200,000.00	200,000.00	200,000.00		200,000.00	
181495	PUR	300	REG	6/29/07	12478KVX8	CBA (DE) FINANCE, INC	1.75	6/26/09	1.750	178,000.00	178,000.00	178,000.00		178,000.00	
181496	PUR	300	REG	6/29/07	12478KVX8	CBA (DE) FINANCE, INC	1.75	6/26/09	1.750	178,000.00	178,000.00	178,000.00		178,000.00	
181497	PUR	300	REG	6/28/07	2521E1V93	DEXIA DELAWARE	5.28	8/31/07	5.398	22,000,000.00	22,000,000.00	21,796,912.50		21,796,912.50	
181498	PUR	300	REG	6/28/07	2521E1V93	DEXIA DELAWARE	5.28	8/31/07	5.398	22,000,000.00	22,000,000.00	21,796,912.50		21,796,912.50	
181500	PUR	301	REG	6/29/07	31359K7T4	FNMA DEBENTURE	5.26	8/09/07	5.366	50,000,000.00	50,000,000.00	49,693,166.67		49,693,166.67	
181501	PUR	300	REG	6/28/07	74433HTV6	PRUDENTIAL FUNDING	5.30	4/16/10	5.375	10,000,000.00	10,000,000.00	9,980,000.00	107,472.22	10,087,472.22	
181502	PUR	300	REG	6/28/07	74433HTV6	PRUDENTIAL FUNDING	5.30	4/16/10	5.375	10,000,000.00	10,000,000.00	9,980,000.00	107,472.22	10,087,472.22	
181503	PUR	300	REG	6/28/07	74977LTV9	RABOBANK USA FINANCIAL CORP	5.26	6/29/07	5.334	15,000,000.00	15,000,000.00	14,997,808.33		14,997,808.33	
181504	PUR	300	REG	6/28/07	74977LTV9	RABOBANK USA FINANCIAL CORP	5.26	6/29/07	5.334	15,000,000.00	15,000,000.00	14,997,808.33		14,997,808.33	
181505	PUR	304	REG	6/28/07	83365STV5	SOCIETE GENERALE NORTH AMERICA	5.31	6/29/07	5.385	50,000,000.00	50,000,000.00	49,992,625.00		49,992,625.00	
181506	PUR	304	REG	6/28/07	83365STV5	SOCIETE GENERALE NORTH AMERICA	5.31	6/29/07	5.385	50,000,000.00	50,000,000.00	49,992,625.00		49,992,625.00	
181507	PUR	300	REG	6/28/07	83365SU50	SOCIETE GENERALE NORTH AMERICA	5.32	6/29/07	5.395	25,358,000.00	25,358,000.00	25,354,252.65		25,354,252.65	
181508	PUR	300	REG	6/28/07	83365SU50	SOCIETE GENERALE NORTH AMERICA	5.32	6/29/07	5.395	25,358,000.00	25,358,000.00	25,354,252.65		25,354,252.65	
181509	PUR	300	REG	6/28/07	90262DTV7	UBS FINANCE	5.34	7/05/07	5.420	50,000,000.00	50,000,000.00	49,948,083.33		49,948,083.33	
181510	PUR	304	REG	6/29/07	912828GR5	US TREASURY NOTE	5.32	6/29/07	5.395	11,000,000.00	11,000,000.00	10,998,374.44		10,998,374.44	
181511	PUR	304	REG	6/29/07	912828GR5	US TREASURY NOTE	5.32	6/29/07	5.395	11,000,000.00	11,000,000.00	10,998,374.44		10,998,374.44	
181512	PUR	303	SPRJ	6/29/07	AG0701254	APPELL CREEK BANKING COMPANY	4.50	5/15/10	4.952	25,000,000.00	25,000,000.00	24,699,218.75	137,567.93	24,836,786.68	
181513	PUR	303	SPRJ	6/29/07	AG0701254	APPELL CREEK BANKING COMPANY	4.50	5/15/10	4.952	25,000,000.00	25,000,000.00	24,699,218.75	137,567.93	24,836,786.68	
181514	PUR	300	REG	6/29/07	LD0701226	OSGOOD STATE BANK	1.08	4/16/08	1.080	100,000.00	100,000.00	100,000.00		100,000.00	
181515	PUR	300	REG	6/29/07	LD0701226	OSGOOD STATE BANK	1.08	4/16/08	1.080	100,000.00	100,000.00	100,000.00		100,000.00	
164058	CNTR	304	REG	6/29/07	31359KKB8	FHLMC DISCOUNT NOTE	1.75	6/29/09	1.750	125,000.00	125,000.00	125,000.00		125,000.00	
181507	PUR	300	REG	6/29/07	316175108	FIDELITY US GOVERNMENT FUND #57	5.16	8/06/07	5.255	10,335,000.00	10,335,000.00	10,278,763.25		10,278,763.25	
181508	PUR	300	REG	6/29/07	36959JTT0	GENERAL ELECTRIC CAPITAL CORP	5.33	7/02/07	5.406	50,000,000.00	50,000,000.00	49,977,791.67		49,977,791.67	
181509	PUR	300	REG	6/29/07	36959JTT0	GENERAL ELECTRIC CAPITAL CORP	5.33	7/02/07	5.406	50,000,000.00	50,000,000.00	49,977,791.67		49,977,791.67	
181510	PUR	300	REG	6/29/07	4042FIVA4	RESC FINANCE CORP	5.26	8/10/07	5.366	50,000,000.00	50,000,000.00	49,693,166.67		49,693,166.67	
181511	PUR	300	REG	6/29/07	74977LJ21	RABOBANK USA FINANCIAL CORP	5.32	7/02/07	5.396	40,000,000.00	40,000,000.00	39,982,266.67		39,982,266.67	

PGM: INVS_MONTEND_TRANSACTIONS

SOURCE: VisualQED

MODEL: TRANSACTION

BASIS: SETTLEMENT

BEGIN: 6/01/07

END: 6/30/07

RICHARD CORDRAY
TREASURER, STATE OF OHIO

INVESTMENT TRANSACTION REPORT

TRANSACTIONS FOR 6/01/07 TO 6/30/07

INVT#	TXN	FUND	GROUP	SETTLE	CUSIP	DESCRIPTION	RATE	MATURITY	FOR-YL	PAR	AMOUNT	PRIN/PROC	P/S-INTEREST	SETTLE	AMT	
181510	PUR	300	REG	6/29/07	83365SWT6	SOCIETE GENERALE NORTH AMERICA	5.26	9/27/07	5.404	40,017,000.00	39,490,776.45			39,490,776.45		
													4,624,074,679.68	4,614,287,526.23	1,379,312.41	4,615,666,838.64

PGM: INVS_MONTHEND_TRANSACTIONS
 SOURCE: VisualQED
 MODEL: TRANSACTION
 BASIS: SETTLEMENT
 BEGIN: 6/01/07
 END: 6/30/07

RICHARD CORDRAY
 TREASURER, STATE OF OHIO

INVESTMENT TRANSACTION REPORT

TRANSACTIONS FOR 6/01/07 TO 6/30/07

INVT#	TXN	FUND	GROUP	SETTLE	CUSIP	DESCRIPTION	RATE	MATURITY	PUR-YL	PAR	AMOUNT	PRIN/PROC	P/S-INTEREST	SETTLE	AMT		
146898	WTHD	300	REG	6/01/07	316175108	FIDELITY US GOVERNMENT FUND #57				35,000,000.00				35,000,000.00			
170509	WTHD	300	REG	6/01/07	4812C0670	JP MORGAN US GOVT MMKT #3164				27,000,000.00				27,000,000.00			
176839	CALL	303	SPRJ	6/02/07	LD0600857	COMMERCIAL SAVINGS BANK	1.75	6/02/08		14,211.89				14,211.89			
178801	WTHD	298	REG	6/04/07	200654234	STATE & LOCAL GOVT SEC - DEM DEP	3.93			2,223,401.26				2,223,401.26			
178938	WTHD	297	REG	6/04/07	200658169	STATE & LOCAL GOVT SEC - DEM DEP	3.86			13,346.52				13,346.52			
173874	CALL	303	SPRJ	6/05/07	LD0600253	SIGNATURE BANK, N.A.	1.75	12/05/07		9,348.43				9,348.43			
176860	CALL	303	SPRJ	6/06/07	LD0600865	FIRST CITIZENS NATIONAL BANK	1.75	6/06/08		4,400.59				4,400.59			
173920	CALL	303	SPRJ	6/07/07	LD0600261	FIFTH THIRD BANK	1.75	12/07/07		2,594.87				2,594.87			
146898	WTHD	300	REG	6/08/07	316175108	FIDELITY US GOVERNMENT FUND #57				50,000,000.00				50,000,000.00			
179229	CALL	303	SPRJ	6/08/07	4812C0670	JP MORGAN US GOVT MMKT #3164				50,000,000.00				50,000,000.00			
179230	CALL	303	SPRJ	6/08/07	LD0700590	SKY BANK, SALINEVILLE	1.75	12/08/08		11,498.35				11,498.35			
179230	CALL	303	SPRJ	6/08/07	LD0700608	FIRSTMERIT BANK, NA	1.75	12/08/08		14,717.50				14,717.50			
177934	WTHD	299	REG	6/11/07	200640852	STATE & LOCAL GOVT SEC - DEM DEP	4.10			315,532.39				315,532.39			
178801	WTHD	298	REG	6/11/07	200654234	STATE & LOCAL GOVT SEC - DEM DEP	3.93			1,238,469.62				1,238,469.62			
178938	WTHD	297	REG	6/11/07	200658169	STATE & LOCAL GOVT SEC - DEM DEP	3.86			326,321.99				326,321.99			
179239	CALL	303	SPRJ	6/11/07	LD0700616	FIRST FEDERAL BANK OF THE MIDWEST	1.75	12/11/08		7,357.22				7,357.22			
176982	CALL	303	SPRJ	6/12/07	LD0600881	DELAWARE COUNTY BANK & TRUST CO.	1.75	6/12/08		2,285.98				2,285.98			
179230	CALL	303	SPRJ	6/13/07	LD0600279	FIRST CITIZENS NATIONAL BANK	1.75	12/12/08		8,964.94				8,964.94			
177036	CALL	303	SPRJ	6/13/07	LD0600899	FIRST FINANCIAL BANK, NA	1.75	12/13/07		1,763.80				1,763.80			
174006	CALL	303	SPRJ	6/14/07	LD0600287	FIRST NATIONAL BANK, ORRVILLE	1.75	12/14/07		4,014.10				4,014.10			
179304	CALL	303	SPRJ	6/15/07	LD0700632	UNITED BANK N.A.	1.75	12/15/08		9,123.03				9,123.03			
177934	WTHD	299	REG	6/18/07	200640852	STATE & LOCAL GOVT SEC - DEM DEP	4.10			14,476.13				14,476.13			
178801	WTHD	298	REG	6/18/07	200654234	STATE & LOCAL GOVT SEC - DEM DEP	3.93			2,348,228.55				2,348,228.55			
178938	WTHD	297	REG	6/18/07	200658169	STATE & LOCAL GOVT SEC - DEM DEP	3.86			793,293.72				793,293.72			
179315	CALL	303	SPRJ	6/18/07	LD0700640	FIRSTMERIT BANK, NA	1.75	12/18/08		6,353.71				6,353.71			
170509	WTHD	300	REG	6/19/07	4812C0670	JP MORGAN US GOVT MMKT #3164				9,500,000.00				9,500,000.00			
179325	CALL	303	SPRJ	6/19/07	LD0700665	SKY BANK, SALINEVILLE	2.55	12/19/08		7,314.22				7,314.22			
179326	CALL	303	SPRJ	6/19/07	LD0700673	PARK NATIONAL BANK	1.75	12/19/08		14,135.55				14,135.55			
177084	CALL	303	SPRJ	6/20/07	LD0600907	FIRST CITIZENS NATIONAL BANK	1.75	6/20/08		15,967.89				15,967.89			
177115	CALL	303	SPRJ	6/20/07	LD0600915	AMERICAN SAVINGS BANK, FSB	1.75	6/20/08		214.26				214.26			
177934	WTHD	299	REG	6/25/07	200640852	STATE & LOCAL GOVT SEC - DEM DEP	4.10			880,340.83				880,340.83			
178801	WTHD	298	REG	6/25/07	200654234	STATE & LOCAL GOVT SEC - DEM DEP	3.93			2,638,361.28				2,638,361.28			
178938	WTHD	297	REG	6/25/07	200658169	STATE & LOCAL GOVT SEC - DEM DEP	3.86			14,519.12				14,519.12			
181475	SALE	304	REG	6/28/07	912828GG9	US TREASURY NOTE	4.75	2/15/10		25,000,000.00				25,354,260.19			
177155	CALL	303	SPRJ	6/27/07	LD0600949	SKY BANK, SALINEVILLE	1.75	6/27/08		4,581.23				4,581.23			
180005	WTHD	301	REG	6/28/07	4812C0670	JP MORGAN US GOVT MMKT #3164				969,750.00				969,750.00			
177259	CALL	303	SPRJ	6/30/07	LD0600964	OSGOOD STATE BANK	1.75	6/30/08		5,370.23				5,370.23			
														208,425,928.99	208,343,897.74	436,291.44	208,780,189.18
														4,832,500,608.67	4,822,631,423.97	1,815,603.85	4,824,447,027.82

PGM: INVS_MONTHEND_TRANSACTIONS

RICHARD CORDRAY
TREASURER, STATE OF OHIO

INVESTMENT TRANSACTION REPORT

SOURCE: VisualQED
MODEL: TRANSACTION
BASIS: SETTLEMENT
BEGIN: 6/01/07
END: 6/30/07

TRANSACTIONS FOR 6/01/07 TO 6/30/07

INVS#	TYN	FUND GROUP	SETTLE	CUSIP	DESCRIPTION	RATE	MATURITY	PUR-YL	PAR AMOUNT	PRIN/PROC	P/S-INTEREST	SETTLE AMT
181205	PUR	400 STAR	6/01/07	313384JY6	FHLB DISCOUNT NOTE	5.15	8/03/07	5.269	50,000,000.00	49,549,375.00		49,549,375.00
181218	PUR	400 STAR	6/01/07	02581SVQ2	AMERICAN EXPRESS CREDIT CORP	5.23	7/24/07	5.344	45,000,000.00	44,653,512.50		44,653,512.50
181213	PUR	400 STAR	6/01/07	0660P1V32	BANK OF AMERICA	5.23	8/03/07	5.352	20,000,000.00	19,816,950.00		19,816,950.00
181222	PUR	400 STAR	6/01/07	59018KUK5	MERRILL LYNCH & CO	5.23	7/19/07	5.340	10,000,000.00	9,930,266.67		9,930,266.67
181223	PUR	400 STAR	6/01/07	83365ST45	SOCIETE GENERALE NORTH AMERICA	5.29	6/04/07	5.366	9,124,000.00	9,119,977.84		9,119,977.84
181227	PUR	400 STAR	6/04/07	4497W1UB0	FHLB DISCOUNT NOTE	5.10	6/05/07	5.172	50,000,000.00	49,992,916.67		49,992,916.67
181234	PUR	400 STAR	6/04/07	4497W1UB0	ING (US) FUNDING	5.24	7/11/07	5.342	10,000,000.00	9,946,144.44		9,946,144.44
181261	PUR	400 STAR	6/04/07	RP0604070	FIFTH THIRD BANK, CINCI	5.10	6/05/07	5.100	28,853,870.00	28,853,870.00		28,853,870.00
181253	PUR	400 STAR	6/05/07	313396LG6	FHLB DISCOUNT NOTE	5.14	9/04/07	5.277	30,000,000.00	29,610,444.17		29,610,444.17
181238	PUR	400 STAR	6/05/07	36959SV26	GENERAL ELECTRIC CAPITAL SECV	5.23	8/02/07	5.348	50,000,000.00	49,578,694.44		49,578,694.44
181264	PUR	400 STAR	6/05/07	90262DV77	UBS FINANCE	5.25	8/06/07	5.366	30,000,000.00	29,729,008.33		29,729,008.33
181281	PUR	400 STAR	6/05/07	RP0605077	FIFTH THIRD BANK, CINCI	5.10	6/06/07	5.100	33,872,715.00	33,872,715.00		33,872,715.00
181320	PUR	400 STAR	6/06/07	313384GP8	FHLB DISCOUNT NOTE	5.09	6/07/07	5.161	49,247,000.00	49,240,037.02		49,240,037.02
181321	PUR	400 STAR	6/07/07	313396LC5	FHLB DISCOUNT NOTE	5.14	8/31/07	5.270	50,000,000.00	49,393,784.72		49,393,784.72
181317	PUR	400 STAR	6/07/07	313588LH6	FHLB DISCOUNT NOTE	5.14	9/05/07	5.279	50,000,000.00	49,357,500.00		49,357,500.00
181322	PUR	400 STAR	6/07/07	90262DV77	UBS FINANCE	5.25	8/07/07	5.366	25,000,000.00	24,777,815.97		24,777,815.97
181328	PUR	400 STAR	6/07/07	RP0607073	FIFTH THIRD BANK, CINCI	5.07	6/08/07	5.070	5,117,692.00	5,117,692.00		5,117,692.00
181330	PUR	400 STAR	6/08/07	313396LG6	FHLB DISCOUNT NOTE	5.14	9/04/07	5.275	24,191,000.00	23,887,230.93		23,887,230.93
181326	PUR	400 STAR	6/08/07	313396LG6	FHLB DISCOUNT NOTE	5.14	9/04/07	5.274	50,000,000.00	49,372,266.67		49,372,266.67
181332	PUR	400 STAR	6/08/07	313588LH6	FHLB DISCOUNT NOTE	5.15	9/05/07	5.284	50,000,000.00	49,364,020.83		49,364,020.83
181343	PUR	400 STAR	6/08/07	RP0608071	FIFTH THIRD BANK, CINCI	5.06	6/11/07	5.060	32,182,900.00	32,182,900.00		32,182,900.00
181345	PUR	400 STAR	6/11/07	313384KF5	FHLB DISCOUNT NOTE	5.14	8/10/07	5.256	50,000,000.00	49,571,666.67		49,571,666.67
181344	PUR	400 STAR	6/11/07	313396LN1	FHLB DISCOUNT NOTE	5.14	9/10/07	5.280	50,000,000.00	49,350,361.11		49,350,361.11
181347	PUR	400 STAR	6/11/07	313588KF1	FHLB DISCOUNT NOTE	5.14	8/10/07	5.256	38,915,741.20	38,915,741.20		38,915,741.20
181355	PUR	400 STAR	6/12/07	0027ALV66	ABBEY NATIONAL NA, LLC	5.06	6/12/07	5.060	12,846,456.00	12,846,456.00		12,846,456.00
181357	PUR	400 STAR	6/12/07	313312GV6	FHLB DISCOUNT NOTE	5.24	8/14/07	5.362	40,000,000.00	39,633,200.00		39,633,200.00
181353	PUR	400 STAR	6/12/07	4042FLVGL	HSEC FINANCE CORP	5.06	6/13/07	5.131	3,557,000.00	3,556,500.04		3,556,500.04
181363	PUR	400 STAR	6/13/07	313384GW3	FHLB DISCOUNT NOTE	5.24	8/16/07	5.364	40,000,000.00	39,621,555.56		39,621,555.56
181360	PUR	400 STAR	6/13/07	313396LN1	FHLB DISCOUNT NOTE	5.16	6/14/07	5.232	29,555,000.00	29,550,763.78		29,550,763.78
181367	PUR	400 STAR	6/14/07	74433HUK8	PRUDENTIAL FUNDING	5.24	7/19/07	5.341	50,000,000.00	49,738,000.00		49,738,000.00
181369	PUR	400 STAR	6/14/07	4497W1V88	ING (US) FUNDING	5.24	8/16/07	5.357	50,000,000.00	49,541,937.50		49,541,937.50
181375	PUR	400 STAR	6/15/07	74977LTF4	RABOBANK USA FINANCIAL CORP	5.27	6/15/07	5.344	37,510,000.00	37,504,508.95		37,504,508.95
181372	PUR	400 STAR	6/15/07	313396LK7	FHLB DISCOUNT NOTE	5.15	9/07/07	5.280	50,000,000.00	49,399,750.00		49,399,750.00
181377	PUR	400 STAR	6/15/07	83365SVM2	SOCIETE GENERALE NORTH AMERICA	5.25	8/21/07	5.370	40,000,000.00	39,609,538.89		39,609,538.89
181383	PUR	400 STAR	6/18/07	313396LK7	FHLB DISCOUNT NOTE	5.18	6/18/07	5.180	28,088,681.00	28,088,681.00		28,088,681.00
181385	PUR	400 STAR	6/18/07	313396LK7	FHLB DISCOUNT NOTE	5.15	9/07/07	5.278	37,323,000.00	36,890,939.62		36,890,939.62
181384	PUR	400 STAR	6/18/07	313396LV3	FHLB DISCOUNT NOTE	5.14	9/17/07	5.283	35,415,000.00	34,954,592.21		34,954,592.21
181386	PUR	400 STAR	6/18/07	313588LQ6	FHLB DISCOUNT NOTE	5.14	9/12/07	5.278	50,000,000.00	49,385,816.67		49,385,816.67
181386	PUR	400 STAR	6/18/07	RP0618070	FIFTH THIRD BANK, CINCI	5.08	6/19/07	5.080	13,744,880.00	13,744,880.00		13,744,880.00

PGM: INVS MONTHEND_TRANSACTIONS
SOURCE: VisualQED
MODEL: TRANSACTION
BASIS: SETTLEMENT
BEGIN: 6/01/07
END: 6/30/07

RICHARD CORDRAY
TREASURER, STATE OF OHIO

INVESTMENT TRANSACTION REPORT

TRANSACTIONS FOR 6/01/07 TO 6/30/07

Table with columns: INVS# TXR FUND GROUP SETTLE CUSIP DESCRIPTION RATE MATURITY PUR-VL PAR AMOUNT PRIN/PROC P/S-INTEREST SETTLE AMT. Rows include transactions for CITIGROUP FUNDING INC, GENERAL ELECTRIC CAPITAL CORP, AMERICAN GENERAL FINANCE CORP, etc.

2,404,249,924.00 2,385,263,182.52

2,404,249,924.00 2,385,263,182.52

PGM: INVS MONTHEND_TRANSACTIONS
SOURCE: VISUALQED
MODEL: TRANSACTION
BASIS: SETTLEMENT
BEGIN: 6/01/07
END: 6/30/07

RICHARD CORDRAY
TREASURER, STATE OF OHIO

INVESTMENT TRANSACTION REPORT

TRANSACTIONS FOR 6/01/07 TO 6/30/07

INVT#	TYN	FUND	GROUP	SETTLE	CUSIP	DESCRIPTION	RATE	MAURITY	PUR-YL	PAR	AMOUNT	PRIN/PROC	P/S-INTEREST	SETTLE	AMT

*** GRAND-TOTAL ***>															
7,236,750,532.67 7,207,894,606.49 1,815,603.85 7,209,710,210.34															

PORTFOLIO HOLDINGS

PGM: INVS MONTHEND_INVENTORY
 SOURCE: VisualQED
 MODEL: INVENTORY
 BASIS: SETTLEMENT
 AS-OF: 6/29/07

RICHARD CORDRAY
 TREASURER, STATE OF OHIO

INVESTMENT INVENTORY

SETTLED POSITIONS AS OF: 6/29/07

INVT#	FUND	GROUP	CUSIP	DESCRIPTION	RATE	MATURITY	YIELD	PAR AMOUNT	BOOK-VALUE	US\$-MARKET	1ST-PRC
181507	300	REG	36959J027	GENERAL ELECTRIC CAPITAL CORP	5.3300	7/02/07	5.406	50,000,000.00	49,977,791.67	49,977,791.67	6/29/07
181508	300	REG	36959J027	GENERAL ELECTRIC CAPITAL CORP	5.3300	7/02/07	5.406	50,000,000.00	49,977,791.67	49,977,791.67	6/29/07
181511	300	REG	74977J021	RABOBANK USA FINANCIAL CORP	5.3200	7/02/07	5.396	40,000,000.00	39,982,266.67	39,982,266.67	6/29/07
181390	300	REG	0027A1U31	ABBEY NATIONAL NA, LLC	5.2700	7/03/07	5.354	50,000,000.00	49,897,527.78	49,897,527.78	6/19/07
180869	300	REG	90262DU37	UBS FINANCE	5.2400	7/03/07	5.360	25,000,000.00	24,778,027.78	24,778,027.78	5/03/07
181395	300	REG	4497W1U53	ING (US) FUNDING	5.2600	7/05/07	5.345	50,000,000.00	49,890,416.67	49,890,416.67	6/20/07
181494	300	REG	83365SU50	SOCIETE GENERALE NORTH AMERICA	5.3400	7/05/07	5.420	50,000,000.00	49,948,083.33	49,948,083.33	6/28/07
181381	300	REG	02635SD62	AMERICAN GENERAL FINANCE CORP	5.2700	7/06/07	5.357	50,000,000.00	49,868,250.00	49,868,250.00	6/18/07
181382	300	REG	02635SD62	AMERICAN GENERAL FINANCE CORP	5.2700	7/06/07	5.357	50,000,000.00	15,132,021.78	15,132,021.78	6/18/07
180587	300	REG	4042FDU64	HSBC FINANCE CORP	5.2300	7/06/07	5.366	49,000,000.00	48,423,392.50	48,423,392.50	4/16/07
181476	300	REG	02581SU90	AMERICAN EXPRESS CREDIT CORP	5.2600	7/09/07	5.343	15,000,000.00	14,971,508.33	14,971,508.33	6/26/07
180952	300	REG	4497W1U95	ING (US) FUNDING	5.2300	7/09/07	5.348	3,187,000.00	3,159,682.98	3,159,682.98	5/11/07
180953	300	REG	4497W1U95	ING (US) FUNDING	5.2300	7/09/07	5.348	3,187,000.00	3,685,140.15	3,685,140.15	5/11/07
180954	300	REG	4497W1U95	ING (US) FUNDING	5.2300	7/09/07	5.348	27,204,000.00	26,970,823.94	26,970,823.94	5/11/07
181331	300	REG	4497W1U95	ING (US) FUNDING	5.2500	7/09/07	5.345	21,064,000.00	20,977,988.67	20,977,988.67	6/11/07
180918	300	REG	90262DU94	UBS FINANCE	5.2400	7/09/07	5.360	23,951,000.00	23,738,341.73	23,738,341.73	5/09/07
181423	300	REG	00137F0A8	AIG FUNDING INC	5.2700	7/10/07	5.358	50,000,000.00	49,860,930.56	49,860,930.56	6/21/07
180961	300	REG	12478XU99	CBA (DE) FINANCE, INC	5.2400	7/10/07	5.357	2,068,000.00	2,050,842.49	2,050,842.49	5/14/07
180962	300	REG	12478XU99	CBA (DE) FINANCE, INC	5.2400	7/10/07	5.357	21,982,000.00	21,799,622.67	21,799,622.67	5/14/07
180963	300	REG	12478XU99	CBA (DE) FINANCE, INC	5.2400	7/10/07	5.357	8,160,000.00	8,092,299.20	8,092,299.20	5/14/07
181096	300	REG	0027A1U03	ABBEY NATIONAL NA, LLC	5.2700	7/11/07	5.352	27,692,000.00	27,490,463.78	27,490,463.78	5/22/07
181442	300	REG	02635SUB1	AMERICAN GENERAL FINANCE CORP	5.2400	7/11/07	5.358	35,000,000.00	34,902,651.39	34,902,651.39	6/22/07
181263	300	REG	59018K0B5	MERRILL LYNCH & CO	5.2400	7/11/07	5.341	30,660,000.00	30,499,341.60	30,499,341.60	6/05/07
181287	300	REG	0027A1U01	ABBEY NATIONAL NA, LLC	5.2550	7/12/07	5.355	4,568,000.00	4,545,328.76	4,545,328.76	6/08/07
181289	300	REG	0027A1U01	ABBEY NATIONAL NA, LLC	5.2550	7/12/07	5.355	20,993,000.00	20,888,810.57	20,888,810.57	6/08/07
181441	300	REG	0027A1U01	ABBEY NATIONAL NA, LLC	5.2650	7/12/07	5.354	15,000,000.00	14,956,125.00	14,956,125.00	6/22/07
181444	300	REG	0660FD0C3	BANK OF AMERICA	5.2650	7/12/07	5.349	50,000,000.00	49,853,888.89	49,853,888.89	6/22/07
181011	300	REG	90262DDC7	UBS FINANCE	5.2400	7/12/07	5.356	50,000,000.00	49,599,722.22	49,599,722.22	5/18/07
181012	300	REG	90262DDC7	UBS FINANCE	5.2400	7/12/07	5.356	13,400,000.00	13,292,725.56	13,292,725.56	5/18/07
181232	300	REG	90262DDC7	UBS FINANCE	5.2550	7/12/07	5.358	2,396,000.00	2,382,709.52	2,382,709.52	6/04/07
181393	300	REG	17307SUD2	CITIGROUP FUNDING INC	5.2600	7/13/07	5.351	50,000,000.00	49,831,972.22	49,831,972.22	6/20/07
181426	300	REG	4042FDU09	HSBC FINANCE CORP	5.2700	7/13/07	5.360	50,000,000.00	44,855,075.00	44,855,075.00	6/21/07
181352	300	REG	17307SUD3	CITIGROUP FUNDING INC	5.2550	7/17/07	5.355	45,000,000.00	49,744,548.61	49,744,548.61	6/12/07
181016	300	REG	0027A1U06	ABBEY NATIONAL NA, LLC	5.2400	7/18/07	5.360	32,692,000.00	32,401,731.36	32,401,731.36	5/18/07
180606	300	REG	2521E1UJ2	DEKIA DELAWARE	5.2300	7/18/07	5.374	50,000,000.00	49,331,722.22	49,331,722.22	4/17/07
180994	300	REG	00077F0K8	ABN AMRO NA FINANCE, INC	5.2300	7/19/07	5.352	50,000,000.00	49,542,375.00	49,542,375.00	5/17/07
180588	300	REG	0660FLU13	BANK OF AMERICA	5.2250	7/20/07	5.372	50,000,000.00	49,310,590.28	49,310,590.28	4/16/07
181428	300	REG	02581SUP4	AMERICAN EXPRESS CREDIT CORP	5.2500	7/23/07	5.348	30,393,000.00	30,251,166.00	30,251,166.00	6/21/07
181429	300	REG	02581SUP4	AMERICAN EXPRESS CREDIT CORP	5.2500	7/23/07	5.348	50,000,000.00	49,766,666.67	49,766,666.67	6/21/07

PGM: INVS_MONTHEND_INVENTORY
 SOURCE: VISUALQED
 MODEL: INVENTORY
 BASIS: SETTLEMENT
 AS-OF: 6/29/07

RICHARD CORDRAY
 TREASURER, STATE OF OHIO

INVESTMENT INVENTORY
 SETTLED POSITIONS AS OF: 6/29/07

INVT#	FUND	GROUP	CUSIP	DESCRIPTION	RATE	MATURITY	YIELD	PAR AMOUNT	BOOK-VALUE	US\$-MARKET	1ST-PRR
181430	300	REG	02581SUP4	AMERICAN EXPRESS CREDIT CORP	5.2500	7/23/07	5.348	1,352,000.00	1,345,690.67	1,345,690.67	6/21/07
181209	300	REG	90262DUP8	UBS FINANCE	5.2600	7/23/07	5.374	25,818,000.00	25,621,840.57	25,621,840.57	6/01/07
181103	300	REG	00077FUT9	ABN AMRO NA FINANCE, INC	5.2200	7/27/07	5.342	50,000,000.00	49,536,000.00	49,536,000.00	5/24/07
181095	300	REG	4497WIUT1	ING (US) FUNDING	5.2300	7/27/07	5.354	30,000,000.00	29,712,350.00	29,712,350.00	5/22/07
181480	300	REG	74977LUT2	RABOBANK USA FINANCIAL CORP	5.2600	7/27/07	5.357	50,000,000.00	49,780,833.33	49,780,833.33	6/27/07
181447	300	REG	17307SV90	CITIGROUP FUNDING INC	5.2600	8/09/07	5.366	50,000,000.00	49,678,555.56	49,678,555.56	6/26/07
181495	300	REG	2521BIV93	DEXIA DELAWARE	5.2600	8/09/07	5.366	50,000,000.00	49,693,166.67	49,693,166.67	6/28/07
181509	300	REG	4042FIV4	ESRC FINANCE CORP	5.2600	8/10/07	5.366	50,000,000.00	49,693,166.67	49,693,166.67	6/29/07
181448	300	REG	12478KVH3	CBA (DE) FINANCE, INC	5.2600	8/17/07	5.374	50,000,000.00	49,620,111.11	49,620,111.11	6/26/07
181449	300	REG	12478KVH3	CBA (DE) FINANCE, INC	5.2600	8/17/07	5.374	50,000,000.00	49,620,111.11	49,620,111.11	6/26/07
181425	300	REG	12478KVM2	CBA (DE) FINANCE, INC	5.2600	8/17/07	5.374	26,486,000.00	26,284,765.26	26,284,765.26	6/26/07
181424	300	REG	0660PIVQ1	BANK OF AMERICA	5.2500	8/21/07	5.370	20,201,000.00	20,024,241.25	20,024,241.25	6/22/07
181443	300	REG	07389BYQ1	BEAR STEARNS CO	5.2500	8/24/07	5.373	50,000,000.00	49,533,333.33	49,533,333.33	6/21/07
181481	300	REG	36959BVW0	GENERAL ELECTRIC CAPITAL SERV	5.2500	8/24/07	5.372	50,000,000.00	49,540,625.00	49,540,625.00	6/22/07
181482	300	REG	4497WIUT3	ING (US) FUNDING	5.2400	8/30/07	5.363	50,000,000.00	49,534,222.22	49,534,222.22	6/27/07
181496	300	REG	12478KVH8	CBA (DE) FINANCE, INC	5.2400	8/30/07	5.363	15,000,000.00	14,860,266.67	14,860,266.67	6/27/07
181510	300	REG	83365SWT6	SOCIETE GENERALE NORTH AMERICA	5.2750	8/31/07	5.398	22,000,000.00	21,796,912.50	21,796,912.50	6/29/07
					5.2600	9/27/07	5.404	40,017,000.00	39,490,776.45	39,490,776.45	6/29/07
								1,894,173,000.00	1,882,377,222.48	1,882,377,222.48	
180571	300	REG	31331XVY5	FFCB ADJUSTABLE RATE BOND	5.0800	5/09/08	5.080	5,000,000.00	5,000,000.00	5,000,000.00	4/16/07
								5,000,000.00	5,000,000.00	5,000,000.00	
178721	304	REG	31331V4M5	FFCB DEBENTURE	5.0000	9/21/09	4.860	50,000,000.00	50,183,500.00	49,797,000.00	11/03/06
180082	301	REG	31331XJQ6	FFCB DEBENTURE	4.8200	10/27/09	4.780	25,000,000.00	25,024,500.00	24,797,000.00	3/06/07
								75,000,000.00	75,208,000.00	74,594,000.00	
172825	304	REG	3133XCMC4	FHLB DEBENTURE	4.2500	8/08/07	4.294	50,000,000.00	49,958,500.00	49,937,500.00	9/01/05
168526	301	REG	3133X9UB4	FHLB DEBENTURE	3.7500	12/28/07	3.750	50,000,000.00	50,000,000.00	49,609,500.00	12/28/04
173964	304	REG	3133XESK1	FHLB DEBENTURE	4.6250	1/18/08	4.688	20,000,000.00	19,976,000.00	19,918,800.00	12/13/05
178945	304	REG	3133XKZP7	FHLB DEBENTURE	5.0000	9/12/08	4.960	25,000,000.00	25,015,250.00	24,922,000.00	11/21/06
178873	304	REG	3133XJG8	FHLB DEBENTURE	5.0000	9/12/08	4.949	50,000,000.00	50,044,000.00	49,844,000.00	11/15/06
174169	304	REG	3133XDPF4	FHLB DEBENTURE	4.6250	11/21/08	4.664	15,000,000.00	14,983,650.00	14,873,400.00	1/03/06
174036	304	REG	3133XDTT6	FHLB DEBENTURE	4.7500	12/12/08	4.730	25,000,000.00	25,010,750.00	24,828,250.00	12/16/05
174037	304	REG	3133XDTT6	FHLB DEBENTURE	4.7500	12/12/08	4.725	25,000,000.00	25,014,250.00	24,828,250.00	12/16/05
174140	304	REG	3133XDTT6	FHLB DEBENTURE	4.7500	12/12/08	4.672	50,000,000.00	50,100,000.00	49,656,500.00	12/29/05
174162	304	REG	3133XDTT6	FHLB DEBENTURE	4.7500	12/12/08	4.681	35,000,000.00	35,061,250.00	34,759,550.00	12/30/05

PCMA: INVS MONTHEND_INVENTORY
 SOURCE: VisualQED
 MODEL: INVENTORY
 BASIS: SETTLEMENT
 AS-OF: 6/29/07

RICHARD CORDRAY
 TREASURER, STATE OF OHIO

INVESTMENT INVENTORY
 SETTLED POSITIONS AS OF: 6/29/07

INVT#	FUND	GROUP	CUSIP	DESCRIPTION	RATE	MATURITY	YIELD	PAR AMOUNT	BOOK VALUE	US\$-MARKET	1ST-PUR
174452	304	REG	3133XDT76	FHLB DEBENTURE	4.7500	12/12/08	4.732	35,000,000.00	35,011,900.00	34,759,550.00	1/26/06
180666	301	REG	3133XEN44	FHLB DEBENTURE	5.3000	4/24/09	5.300	25,000,000.00	25,000,000.00	24,953,250.00	4/24/07
181236	301	REG	3133XL6K4	FHLB DEBENTURE	5.4000	6/11/09	5.400	35,000,000.00	35,000,000.00	34,989,150.00	6/11/07
177579	304	REG	3133XFLG9	FHLB DEBENTURE	5.2500	6/12/09	5.343	50,000,000.00	49,868,500.00	50,047,000.00	7/21/06
178725	304	REG	3133XGJ88	FHLB DEBENTURE	5.2500	9/11/09	4.855	25,000,000.00	25,256,750.00	25,031,250.00	11/03/06
178726	304	REG	3133XGJ88	FHLB DEBENTURE	5.2500	9/11/09	4.859	25,000,000.00	25,256,750.00	25,031,250.00	11/03/06
178724	304	REG	3133XGVT5	FHLB DEBENTURE	5.0000	12/11/09	4.853	25,000,000.00	25,105,250.00	24,890,750.00	11/03/06
179086	304	REG	3133XGVT5	FHLB DEBENTURE	5.0000	12/11/09	4.775	25,000,000.00	25,105,250.00	24,890,750.00	11/03/06
179354	304	REG	3133XGVT5	FHLB DEBENTURE	5.0000	12/11/09	4.850	25,000,000.00	25,105,250.00	24,890,750.00	11/03/06
181030	301	REG	3133XKXW0	FHLB DEBENTURE	5.0300	5/21/10	5.030	25,000,000.00	25,102,250.00	24,890,750.00	12/21/06
181366	301	REG	3133XLH30	FHLB DEBENTURE	5.8000	6/28/10	5.800	10,000,000.00	10,000,000.00	10,006,300.00	6/28/07
181370	301	REG	3133XLH30	FHLB DEBENTURE	5.8000	6/28/10	5.800	10,000,000.00	10,000,000.00	10,006,300.00	6/28/07
180822	301	REG	3133XKXW0	FHLB DEBENTURE	5.5000	11/16/10	5.503	10,000,000.00	10,000,000.00	9,975,000.00	5/16/07
180924	301	REG	3133XKXW0	FHLB DEBENTURE	5.5000	11/16/10	5.500	10,000,000.00	10,000,000.00	9,975,000.00	5/16/07
180789	301	REG	3133XKXQ4	FHLB DEBENTURE	5.1250	5/11/11	5.139	20,000,000.00	19,990,000.00	19,800,000.00	5/11/07
180783	301	REG	3133XKXQ4	FHLB DEBENTURE	5.1250	5/18/11	5.125	25,000,000.00	25,000,000.00	24,750,000.00	5/18/07
180857	301	REG	3133XKXQ4	FHLB DEBENTURE	5.2500	10/14/11	5.261	25,000,000.00	24,988,281.25	24,812,500.00	5/01/07
180857	301	REG	3133XKXQ4	FHLB DEBENTURE	5.0500	5/07/12	5.050	30,000,000.00	30,000,000.00	29,568,900.00	5/07/07
180744	301	REG	3133XKXPL3	FHLB DEBENTURE	5.5000	5/09/12	5.512	10,000,000.00	9,995,000.00	9,928,100.00	5/09/07
180926	301	REG	3133XKXU6	FHLB DEBENTURE	5.0400	5/14/12	5.040	25,000,000.00	25,000,000.00	24,625,000.00	5/14/07
									830,000,000.00	830,892,831.25	
180886	300	REG	313384HD6	FHLB DISCOUNT NOTE	5.1200	7/06/07	5.238	50,000,000.00	49,552,000.00	49,970,000.00	5/04/07
180890	300	REG	313384HD6	FHLB DISCOUNT NOTE	5.1200	7/06/07	5.238	32,021,000.00	31,734,091.84	32,001,787.40	5/04/07
180891	300	REG	313384HD6	FHLB DISCOUNT NOTE	5.1200	7/06/07	5.236	50,000,000.00	49,573,333.33	49,970,000.00	5/07/07
180892	300	REG	313384HD6	FHLB DISCOUNT NOTE	5.1200	7/06/07	5.236	50,000,000.00	49,573,333.33	49,970,000.00	5/07/07
180893	300	REG	313384HD6	FHLB DISCOUNT NOTE	5.1200	7/06/07	5.236	50,000,000.00	49,573,333.33	49,970,000.00	5/07/07
180894	300	REG	313384HD6	FHLB DISCOUNT NOTE	5.1200	7/06/07	5.236	12,612,000.00	12,504,377.60	12,604,432.80	5/07/07
181134	300	REG	313384JB6	FHLB DISCOUNT NOTE	5.1400	7/13/07	5.249	50,000,000.00	49,643,055.56	49,920,000.00	5/24/07
181145	300	REG	313384JB6	FHLB DISCOUNT NOTE	5.1400	7/13/07	5.248	50,000,000.00	49,650,194.44	49,920,000.00	5/25/07
181146	300	REG	313384JB6	FHLB DISCOUNT NOTE	5.1400	7/13/07	5.248	39,185,000.00	38,910,857.39	39,122,304.00	5/25/07
180716	300	REG	313384JJ9	FHLB DISCOUNT NOTE	5.1200	7/20/07	5.255	50,000,000.00	49,388,444.44	49,870,000.00	4/25/07
180717	300	REG	313384JJ9	FHLB DISCOUNT NOTE	5.1200	7/20/07	5.255	28,395,000.00	28,047,697.60	28,321,173.00	4/25/07
180721	300	REG	313384JJ9	FHLB DISCOUNT NOTE	5.1100	7/20/07	5.250	50,000,000.00	49,389,041.67	49,870,000.00	4/25/07
181085	300	REG	313384JJ9	FHLB DISCOUNT NOTE	5.1300	7/20/07	5.246	50,000,000.00	49,572,500.00	49,870,000.00	5/23/07
181097	300	REG	313384JP5	FHLB DISCOUNT NOTE	5.1320	7/25/07	5.250	49,069,000.00	48,628,311.31	48,907,072.30	5/23/07
181098	300	REG	313384JP5	FHLB DISCOUNT NOTE	5.1320	7/25/07	5.250	50,000,000.00	49,550,950.00	49,835,000.00	5/23/07
181099	300	REG	313384JP5	FHLB DISCOUNT NOTE	5.1320	7/25/07	5.250	50,000,000.00	49,550,950.00	49,835,000.00	5/23/07

PGM: INVS_MONTHEND_INVENTORY
 SOURCE: VISUALIZED
 MODEL: INVENTORY
 BASIS: SETTLEMENT
 AS-OF: 6/29/07

RICHARD CORDRAY
 TREASURER, STATE OF OHIO

INVERSEMENT INVENTORY
 SETTLED POSITIONS AS OF: 6/29/07

INVT#	FUND	GROUP	CUSIP	DESCRIPTION	RATE	MATURITY	YIELD	PAR	AMOUNT	BOOK-VALUE	US\$-MARKET	1ST-PUR
181173	300	REG	313384JRL	FHLB DISCOUNT NOTE	5.1500	7/27/07	5.266	50,000,000.00	49,577,986.11	49,825,000.00	5/29/07	
181174	300	REG	313384JRL	FHLB DISCOUNT NOTE	5.1500	7/27/07	5.266	27,000,000.00	26,772,112.50	26,905,500.00	5/29/07	
181175	300	REG	313384KV0	FHLB DISCOUNT NOTE	5.1350	8/24/07	5.272	50,000,000.00	49,379,520.83	49,625,000.00	5/29/07	
181176	300	REG	313384KV0	FHLB DISCOUNT NOTE	5.1350	8/24/07	5.272	50,000,000.00	49,379,520.83	49,625,000.00	5/29/07	
									888,282,000.00	879,951,612.11	885,937,269.50	
161652	301	REG	31339XTW4	FHLB MTN	2.5000	7/09/07	2.525	20,000,000.00	19,981,250.00	19,987,600.00	7/09/03	
									20,000,000.00	19,981,250.00	19,987,600.00	
178804	304	REG	3137RAAC3	FHLMC DEBENTURE	5.1250	4/18/08	5.041	25,000,000.00	25,028,125.00	24,961,000.00	11/08/06	
181325	301	REG	3128X56G8	FHLMC DEBENTURE	5.3000	5/14/09	5.358	25,000,000.00	24,972,656.25	24,967,000.00	6/08/07	
181339	301	REG	3128X6DV5	FHLMC DEBENTURE	5.3200	7/14/09	5.320	25,000,000.00	25,000,000.00	24,982,500.00	6/14/07	
179980	301	REG	3128X5C30	FHLMC DEBENTURE	5.3000	8/13/09	5.247	25,000,000.00	25,011,718.75	24,951,250.00	2/26/07	
179992	301	REG	3128X5XA1	FHLMC DEBENTURE	5.2500	1/11/10	5.271	25,000,000.00	24,984,375.00	24,931,250.00	2/27/07	
180060	301	REG	3128X5C48	FHLMC DEBENTURE	5.3750	2/08/10	5.150	30,000,000.00	30,058,800.00	29,941,200.00	3/05/07	
180925	301	REG	3128X5R55	FHLMC DEBENTURE	5.4500	5/14/10	5.356	25,000,000.00	25,007,812.50	24,930,750.00	5/14/07	
181268	301	REG	3128X6DB9	FHLMC DEBENTURE	5.4050	6/18/10	5.405	25,000,000.00	25,000,000.00	24,953,500.00	6/18/07	
181371	301	REG	3128X6ER3	FHLMC DEBENTURE	5.6600	8/20/10	5.660	25,000,000.00	25,000,000.00	24,962,500.00	6/21/07	
178897	304	REG	3128X5PV4	FHLMC DEBENTURE	5.1250	11/24/10	5.160	50,000,000.00	49,937,500.00	49,633,500.00	11/24/06	
181327	301	REG	3128X6DG8	FHLMC DEBENTURE	5.5300	12/14/10	5.530	25,000,000.00	25,000,000.00	24,933,250.00	6/14/07	
180237	301	REG	3128XAN56	FHLMC DEBENTURE	5.2500	2/24/11	5.055	25,000,000.00	25,087,500.00	24,873,500.00	3/19/07	
180183	301	REG	3128X5L11	FHLMC DEBENTURE	5.2500	10/06/11	5.140	50,000,000.00	50,080,000.00	49,603,500.00	3/14/07	
180296	301	REG	3128X5WL8	FHLMC DEBENTURE	5.3000	1/09/12	5.166	25,000,000.00	25,054,687.50	24,809,000.00	3/23/07	
180448	301	REG	3128X5N61	FHLMC DEBENTURE	5.0000	3/26/12	4.999	25,000,000.00	25,000,000.00	24,590,750.00	4/10/07	
180447	301	REG	3128X53F3	FHLMC DEBENTURE	5.5000	4/10/12	5.500	50,000,000.00	50,000,000.00	49,622,000.00	4/10/07	
180937	301	REG	3128X56F0	FHLMC DEBENTURE	5.2500	5/22/12	5.250	10,000,000.00	10,000,000.00	9,882,500.00	5/22/07	
									490,000,000.00	490,223,175.00	487,528,950.00	
181018	300	REG	313396HU0	FHLMC DISCOUNT NOTE	5.1220	7/06/07	5.231	50,000,000.00	49,637,191.67	49,970,000.00	5/16/07	
181019	300	REG	313396HU0	FHLMC DISCOUNT NOTE	5.1220	7/06/07	5.231	50,000,000.00	49,637,191.67	49,970,000.00	5/16/07	
180680	300	REG	313396HX4	FHLMC DISCOUNT NOTE	5.1200	7/09/07	5.251	30,425,000.00	30,078,831.11	30,394,575.00	4/20/07	
180694	300	REG	313396HX4	FHLMC DISCOUNT NOTE	5.1200	7/09/07	5.249	40,881,000.00	40,433,307.63	40,840,119.00	4/23/07	
181514	300	REG	313396EB8	FHLMC DISCOUNT NOTE	5.1550	8/06/07	5.255	10,335,000.00	10,278,763.25	10,283,325.00	6/29/07	
									181,641,000.00	180,065,285.33	181,458,019.00	

PGM: INVS_MONTHEND_INVENTORY
 SOURCE: VISUALQED
 MODEL: INVENTORY
 BASIS: SETTLEMENT
 AS-OF: 6/29/07

RICHARD CORDRAY
 TREASURER, STATE OF OHIO

INVESTMENT INVENTORY
 SETTLED POSITIONS AS OF: 6/29/07

INVT#	FUND	GROUP	CUSIP	DESCRIPTION	RATE	MATURITY	YIELD	PAR AMOUNT	BOOK-VALUE	US\$-MARKET	1ST-PUR
168782	301	REG	3128X3330	FHLMC MEDIUM TERM NOTE	4.1000	1/14/09	4.100	50,000,000.00	50,000,000.00	49,164,500.00	1/14/05
180196	301	REG	3128X5030	FHLMC MEDIUM TERM NOTE	5.0300	4/29/11	5.029	50,000,000.00	50,000,000.00	49,416,500.00	3/19/07
181029	301	REG	3128X5017	FHLMC MEDIUM TERM NOTE	5.2500	12/05/11	5.289	25,000,000.00	24,960,937.50	24,881,750.00	5/21/07
180211	301	REG	3128X5V47	FHLMC MEDIUM TERM NOTE	5.0500	12/23/11	5.050	50,000,000.00	50,000,000.00	49,282,500.00	3/23/07
									175,000,000.00	174,960,937.50	
173168	304	REG	31359MNP4	FNMA DEBEENTURE	4.2500	7/15/07	4.280	25,000,000.00	24,985,750.00	24,992,250.00	9/29/05
178548	304	REG	31359MDU4	FNMA DEBEENTURE	6.0000	5/15/08	5.100	50,000,000.00	50,669,500.00	50,281,500.00	10/19/06
178549	304	REG	31359MDU4	FNMA DEBEENTURE	6.0000	5/15/08	5.100	25,000,000.00	25,334,750.00	25,140,750.00	10/19/06
179961	301	REG	3136F6GA7	FNMA DEBEENTURE	5.2500	4/15/09	5.253	50,000,000.00	50,000,000.00	49,906,500.00	3/07/07
179962	301	REG	3136F6GB5	FNMA DEBEENTURE	5.2500	5/15/09	5.254	50,000,000.00	50,000,000.00	49,906,500.00	3/07/07
178814	304	REG	31359M2A0	FNMA DEBEENTURE	5.2000	11/20/09	5.201	25,000,000.00	24,999,000.00	24,929,750.00	11/20/06
178815	304	REG	31359M2A0	FNMA DEBEENTURE	5.2000	11/20/09	5.200	25,000,000.00	25,000,000.00	24,929,750.00	11/20/06
178816	304	REG	31359M2A0	FNMA DEBEENTURE	5.2000	11/20/09	5.200	25,000,000.00	25,000,000.00	24,929,750.00	11/20/06
178838	304	REG	31359M2A0	FNMA DEBEENTURE	5.2000	11/20/09	5.200	25,000,000.00	25,000,000.00	24,929,750.00	11/20/06
178882	304	REG	31359M2A0	FNMA DEBEENTURE	5.2000	11/20/09	5.206	50,000,000.00	49,991,500.00	49,859,500.00	11/20/06
179324	304	REG	31359M2U6	FNMA DEBEENTURE	5.2500	12/28/09	5.250	30,000,000.00	30,000,000.00	29,925,000.00	12/28/06
180446	301	REG	31359M2U6	FNMA DEBEENTURE	5.2500	12/28/09	5.259	25,000,000.00	24,992,187.50	24,937,500.00	4/05/07
180038	301	REG	3136F6GGA	FNMA DEBEENTURE	5.3000	1/30/09	5.053	20,000,000.00	20,000,000.00	19,875,000.00	3/08/07
180115	301	REG	31359M3E4	FNMA DEBEENTURE	5.3750	2/12/10	5.412	10,000,000.00	9,990,000.00	9,981,300.00	6/06/07
181267	301	REG	31359M5C3	FNMA DEBEENTURE	5.3000	2/26/10	5.181	30,000,000.00	30,032,812.50	29,925,000.00	3/07/07
180093	301	REG	31359M5N9	FNMA DEBEENTURE	5.2000	3/26/10	5.251	25,000,000.00	24,964,843.75	24,953,250.00	4/16/07
180555	301	REG	31359M6B4	FNMA DEBEENTURE	5.1250	4/01/10	5.126	50,000,000.00	50,000,000.00	49,734,500.00	3/12/07
180130	301	REG	3136F6G33	FNMA DEBEENTURE	5.3500	4/12/10	5.350	25,000,000.00	25,000,000.00	24,914,000.00	4/12/07
180481	301	REG	3136F6J55	FNMA DEBEENTURE	5.3000	4/16/10	5.375	10,000,000.00	9,980,000.00	9,971,900.00	6/29/07
181504	304	REG	31359M7T4	FNMA DEBEENTURE	4.6250	6/01/10	4.748	27,000,000.00	26,894,160.00	26,535,870.00	12/01/06
179103	304	REG	31359M5C0	FNMA DEBEENTURE	5.0800	6/18/10	5.077	25,000,000.00	25,000,000.00	24,828,250.00	3/16/07
180129	301	REG	3136F6HE8	FNMA DEBEENTURE	5.2100	3/14/11	5.210	50,000,000.00	50,000,000.00	49,734,500.00	3/14/07
180024	301	REG	3136F6GH2	FNMA DEBEENTURE	5.0000	5/27/11	5.000	50,000,000.00	50,000,000.00	49,375,000.00	4/03/07
180335	301	REG	3136F6JZ9	FNMA DEBEENTURE	5.0000	5/27/11	5.108	25,000,000.00	24,902,343.75	24,687,500.00	5/02/07
180611	301	REG	3136F6M44	FNMA DEBEENTURE	5.1100	6/01/11	5.110	25,000,000.00	25,000,000.00	24,765,750.00	5/23/07
180746	301	REG	3136F6L10	FNMA DEBEENTURE	5.3750	7/01/11	5.375	25,000,000.00	25,000,000.00	24,828,250.00	5/01/07
180697	301	REG	3136F6LMS	FNMA DEBEENTURE	5.2200	8/01/11	5.222	25,000,000.00	25,000,000.00	24,812,500.00	4/25/07
180871	301	REG	3136F6MD4	FNMA DEBEENTURE	5.1400	8/18/11	5.140	25,000,000.00	25,000,000.00	24,757,750.00	5/18/07
180653	301	REG	31359M449	FNMA DEBEENTURE	5.3750	10/11/11	5.335	20,000,000.00	20,003,125.00	19,968,800.00	4/19/07
180267	301	REG	31359M3Y7	FNMA DEBEENTURE	5.2500	1/12/12	5.209	25,000,000.00	25,015,625.00	24,742,250.00	3/21/07
179994	301	REG	3136F6GC3	FNMA DEBEENTURE	5.2600	3/07/12	5.260	25,000,000.00	25,000,000.00	24,906,250.00	3/07/07

PGM: INVS MONTHEND_INVENTORY
 SOURCE: VISUALQED
 MODEL: INVENTORY
 BASIS: SETTLEMENT
 AS-OF: 6/29/07

RICHARD CORDRAY
 TREASURER, STATE OF OHIO

INVESTMENT INVENTORY
 SETTLED POSITIONS AS OF: 6/29/07

INVST#	FUND	GROUP	CUSIP	DESCRIPTION	RATE	MAFURITY	YIELD	PAR AMOUNT	BOOK VALUE	US\$-MARKET	1ST-PUR
180025	301	REG	3136F8GJ8	FNMA DEBENTURE	5.2700	3/12/12	5.270	50,000,000.00	50,000,000.00	49,640,500.00	3/12/07
								982,755,597.50		977,606,620.00	
180681	300	REG	313588HZ1	FNMA DISCOUNT NOTE	5.1200	7/11/07	5.252	50,000,000.00	49,416,888.89	49,935,000.00	4/20/07
180695	300	REG	313588HZ1	FNMA DISCOUNT NOTE	5.1200	7/11/07	5.250	50,000,000.00	49,438,222.22	49,935,000.00	4/23/07
180678	300	REG	313588JG1	FNMA DISCOUNT NOTE	5.1210	7/18/07	5.259	50,000,000.00	49,366,987.50	49,885,000.00	4/20/07
180911	300	REG	313588JG1	FNMA DISCOUNT NOTE	5.1200	7/18/07	5.245	26,315,000.00	26,045,534.40	26,254,475.50	5/07/07
180720	300	REG	313588JG1	FNMA DISCOUNT NOTE	5.1180	7/20/07	5.253	49,500,000.00	48,894,796.50	49,371,300.00	4/25/07
181074	300	REG	313588JG1	FNMA DISCOUNT NOTE	5.1300	7/20/07	5.246	50,000,000.00	49,572,500.00	49,870,000.00	5/21/07
181079	300	REG	313588JG1	FNMA DISCOUNT NOTE	5.1300	7/20/07	5.246	50,000,000.00	49,572,500.00	49,870,000.00	5/21/07
180876	300	REG	313588JG1	FNMA DISCOUNT NOTE	5.1300	7/20/07	5.246	42,266,000.00	41,904,625.70	42,156,108.40	5/21/07
180880	300	REG	313588JG1	FNMA DISCOUNT NOTE	5.1150	8/01/07	5.253	50,000,000.00	49,360,625.00	49,785,000.00	5/03/07
181335	300	REG	313588JG1	FNMA DISCOUNT NOTE	5.1150	8/01/07	5.253	30,000,000.00	29,616,375.00	29,871,000.00	5/03/07
181336	300	REG	313588JG1	FNMA DISCOUNT NOTE	5.1350	8/01/07	5.243	50,000,000.00	49,650,534.72	49,785,000.00	6/13/07
181337	300	REG	313588JG1	FNMA DISCOUNT NOTE	5.1350	8/01/07	5.243	50,000,000.00	49,650,534.72	49,785,000.00	6/13/07
181194	300	REG	313588JG1	FNMA DISCOUNT NOTE	5.1350	8/01/07	5.243	50,000,000.00	49,650,534.72	49,785,000.00	6/13/07
181119	300	REG	313588JG1	FNMA DISCOUNT NOTE	5.1500	8/08/07	5.274	44,750,000.00	44,301,878.47	44,517,300.00	5/30/07
181124	300	REG	313588JG1	FNMA DISCOUNT NOTE	5.1350	8/22/07	5.275	50,000,000.00	49,350,993.06	49,640,000.00	5/23/07
181147	300	REG	313588MP7	FNMA DISCOUNT NOTE	5.1070	10/05/07	5.278	25,000,000.00	24,675,496.53	24,820,000.00	5/23/07
181198	300	REG	313588MP7	FNMA DISCOUNT NOTE	5.1050	10/05/07	5.272	50,000,000.00	49,092,444.44	49,330,000.00	5/30/07
168383	301	REG	31359MW9	FNMA MEDIUM TERM NOTE	3.6500	11/30/07	3.650	50,000,000.00	50,000,000.00	49,656,500.00	11/30/04
								50,000,000.00		49,656,500.00	
47515	300	REG	465138UG8	ISRAEL BOND	6.1000	8/31/07	6.092	7,000,000.00	7,000,000.00	7,000,000.00	3/16/98
180912	301	REG	465138Q4	ISRAEL BOND	5.0800	5/01/08	5.080	10,000,000.00	10,000,000.00	10,000,000.00	5/08/07
176609	304	REG	465138TP7	ISRAEL BOND	5.2500	5/01/08	5.249	5,000,000.00	5,000,000.00	5,000,000.00	5/15/06
181324	301	REG	465138ZU5	ISRAEL BOND	5.1100	6/01/08	5.110	10,000,000.00	10,000,000.00	9,994,400.00	6/08/07
146898	300	REG	316175108	FIDELITY US GOVERNMENT FUND #57	5.1600			32,000,000.00	32,000,000.00	31,994,400.00	
164058	304	REG	316175108	FIDELITY US GOVERNMENT FUND #57	5.1600			33,599,039.19	33,599,039.19	33,599,039.19	2/07/01
								7,066,230.53		7,066,230.53	12/23/03

PC#1 INVS_MONTHEND_INVENTORY
 SOURCE: VISUALQED
 MODEL: INVENTORY
 BASIS: SETTLEMENT
 AS-OP: 6/29/07

RICEHARD CORDRAY
 TREASURER, STATE OF OHIO

INVESTMENT INVENTORY
 SETTLED POSITIONS AS OF: 6/29/07

INVT#	FUND	GROUP	CUSIP	DESCRIPTION	RATE	MATURITY	YIELD	PAR AMOUNT	BOOK-VALUE	US\$-MARKET	1ST-PUR
147249	300	REG	316175504	FIDELITY TREASURY FUND #695	4.9500			1,201,241.55	1,201,241.55	1,201,241.55	2/28/01
170509	300	REG	4812C0670	JP MORGAN US GOVT MKMT #3164	5.1800			69,998,820.56	69,998,820.56	69,998,820.56	3/31/05
180005	301	REG	4812C0670	JP MORGAN US GOVT MKMT #3164	5.1800			6,149,025.99	6,149,025.99	6,149,025.99	2/28/07
170510	300	REG	4812C2734	JP MORGAN US TSY PLUS MKMT #3163	4.8700			1,972,339.30	1,972,339.30	1,972,339.30	3/31/05
166020	300	REG	825252406	AIM SHORT TERM INVEST TRUST-TSY	4.9600			1,169,175.68	1,169,175.68	1,169,175.68	5/14/04
									121,155,872.80	121,155,872.80	
17934	299	REG	200640852	STATE & LOCAL GOVT SEC - DEM DEP	3.7200			48,148,963.92	48,148,963.92	48,148,963.92	8/24/06
178801	298	REG	200654234	STATE & LOCAL GOVT SEC - DEM DEP	3.7200			59,994,306.29	59,994,306.29	59,994,306.29	11/16/06
178938	297	REG	200658169	STATE & LOCAL GOVT SEC - DEM DEP	3.7200			28,783,850.70	28,783,850.70	28,783,850.70	12/05/06
									136,927,120.91	136,927,120.91	
180019	304	REG	9128288E7	US TREASURY NOTE	4.3750	12/31/07	4.880	20,000,000.00	19,917,187.50	19,948,400.00	3/01/07
174575	304	REG	9128288E0	US TREASURY NOTE	4.3750	1/31/08	4.604	50,000,000.00	49,785,156.25	49,836,000.00	2/07/06
180020	304	REG	9128288E2	US TREASURY NOTE	4.6250	2/29/08	4.820	20,000,000.00	19,962,500.00	19,945,400.00	3/01/07
180059	304	REG	9128288Z9	US TREASURY NOTE	4.6250	3/31/08	4.773	25,000,000.00	24,960,937.50	24,925,750.00	3/05/07
180075	304	REG	9128288Z9	US TREASURY NOTE	4.6250	3/31/08	4.758	25,000,000.00	24,964,843.75	24,925,750.00	3/06/07
178157	304	REG	9128288FC9	US TREASURY NOTE	4.8750	4/30/08	4.859	42,000,000.00	42,008,203.13	41,944,140.00	9/14/06
180017	304	REG	9128288C0	US TREASURY NOTE	4.1250	8/15/08	4.638	30,000,000.00	29,784,375.00	29,716,500.00	3/01/07
178119	304	REG	9128288FR6	US TREASURY NOTE	4.8750	8/31/08	4.790	25,000,000.00	25,039,062.50	24,961,000.00	9/11/06
174474	304	REG	9128288L0	US TREASURY NOTE	4.3750	11/15/08	4.437	50,000,000.00	49,916,015.63	49,590,000.00	1/30/06
174476	304	REG	9128288L0	US TREASURY NOTE	4.3750	11/15/08	4.460	50,000,000.00	49,886,718.75	49,590,000.00	1/30/06
174504	304	REG	9128288L0	US TREASURY NOTE	4.3750	11/15/08	4.463	50,000,000.00	49,882,812.50	49,590,000.00	2/01/06
174505	304	REG	9128288L0	US TREASURY NOTE	4.3750	11/15/08	4.463	10,000,000.00	9,976,562.50	9,918,000.00	2/01/06
174506	304	REG	9128288L0	US TREASURY NOTE	4.3750	11/15/08	4.463	20,000,000.00	19,953,125.00	19,836,000.00	2/01/06
174507	304	REG	9128288L0	US TREASURY NOTE	4.3750	11/15/08	4.462	20,000,000.00	19,953,906.24	19,836,000.00	2/01/06
181206	304	REG	9128288E4	US TREASURY NOTE	4.8750	1/31/09	4.970	10,000,000.00	9,984,375.00	9,986,700.00	6/01/07
174635	304	REG	9128288E8	US TREASURY NOTE	4.5000	2/15/09	4.595	25,000,000.00	24,934,145.75	24,826,250.00	2/15/06
181037	304	REG	9128288E8	US TREASURY NOTE	4.5000	2/15/09	4.800	25,000,000.00	24,874,023.45	24,826,250.00	5/18/07
181088	304	REG	9128288J3	US TREASURY NOTE	4.7500	2/28/09	4.839	25,000,000.00	24,960,937.50	24,923,750.00	5/22/07
181108	304	REG	9128288J3	US TREASURY NOTE	4.7500	2/28/09	4.848	10,000,000.00	9,982,812.50	9,969,500.00	5/23/07
165109	304	REG	9128288C2	US TREASURY NOTE	2.6250	3/15/09	2.695	50,000,000.00	49,837,500.00	48,136,500.00	3/15/04
180478	304	REG	9128288L8	US TREASURY NOTE	4.5000	3/31/09	4.608	25,000,000.00	24,949,218.75	24,818,250.00	4/09/07
180479	304	REG	9128288L8	US TREASURY NOTE	4.5000	3/31/09	4.608	10,000,000.00	9,979,687.50	9,927,300.00	4/09/07
180480	304	REG	9128288L8	US TREASURY NOTE	4.5000	3/31/09	4.600	25,000,000.00	24,953,125.00	24,818,250.00	4/09/07
180751	304	REG	9128288L8	US TREASURY NOTE	4.5000	3/31/09	4.635	25,000,000.00	24,937,500.00	24,818,250.00	4/27/07
180984	304	REG	9128288L8	US TREASURY NOTE	4.5000	3/31/09	4.730	25,000,000.00	24,896,484.37	24,818,250.00	5/15/07

RIC H A R D C O R D R A Y
T R E A S D E R E R , S T A T E O F O H I O

PGM: INVS MONTHEND_INVENTORY
SOURCE: VisualQED
MODEL: INVENTORY
BASIS: SETTLEMENT
AS-OF: 6/29/07

INVESTMENT INVENTORY
SETTLED POSITIONS AS OF: 6/29/07

INVT#	FUND	GROUP	CUSIP	DESCRIPTION	RATE	MATURITY	YIELD	PAR AMOUNT	BOOK-VALUE	US\$-MARKET	1ST-PUR
181046	304	REG	912828GP9	US TREASURY NOTE	4.5000	4/30/09	4.770	10,000,000.00	9,950,000.00	9,932,000.00	5/18/07
177130	304	REG	912828FF5	US TREASURY NOTE	4.8750	5/15/09	5.206	25,000,000.00	24,779,296.88	24,988,250.00	6/26/06
181220	304	REG	912828GT1	US TREASURY NOTE	4.8750	5/31/09	4.950	25,000,000.00	24,964,843.75	24,992,250.00	6/04/06
178073	304	REG	912828FP0	US TREASURY NOTE	4.8750	8/15/09	4.724	25,000,000.00	25,101,562.50	24,982,500.00	9/06/06
180872	304	REG	912828DB3	US TREASURY NOTE	3.5000	11/15/09	4.610	25,000,000.00	24,343,750.00	24,222,750.00	5/04/07
180284	304	REG	912828FX3	US TREASURY NOTE	4.6250	11/15/09	4.471	25,000,000.00	25,093,750.00	24,847,750.00	3/23/07
180287	304	REG	912828FX3	US TREASURY NOTE	4.6250	11/15/09	4.496	10,000,000.00	10,031,250.00	9,939,100.00	3/23/07
180944	304	REG	912828FX3	US TREASURY NOTE	4.6250	11/15/09	4.671	25,000,000.00	24,972,656.25	24,847,750.00	5/10/07
181101	304	REG	912828FX3	US TREASURY NOTE	4.6250	11/15/09	4.773	10,000,000.00	9,965,625.00	9,939,100.00	5/23/07
181127	304	REG	912828G99	US TREASURY NOTE	4.7500	2/15/10	4.806	25,000,000.00	24,962,890.62	24,908,250.00	5/24/07
181129	304	REG	912828G99	US TREASURY NOTE	4.7500	2/15/10	4.817	10,000,000.00	9,982,421.88	9,963,300.00	5/24/07
180743	304	REG	912828DD1	US TREASURY NOTE	3.8750	5/15/10	4.522	25,000,000.00	24,542,968.75	24,326,250.00	4/26/07
181208	304	REG	912828CF5	US TREASURY NOTE	4.5000	5/15/10	4.873	25,000,000.00	24,746,093.75	24,738,250.00	6/01/07
181505	304	REG	912828GR5	US TREASURY NOTE	4.5000	5/15/10	4.952	25,000,000.00	24,699,218.75	24,738,250.00	6/29/07
180288	304	REG	912828E08	US TREASURY NOTE	4.1250	8/15/10	4.446	25,000,000.00	24,748,046.87	24,445,250.00	3/23/07
180341	304	REG	912828EJ5	US TREASURY NOTE	4.2500	10/15/10	4.488	25,000,000.00	24,806,640.62	24,519,500.00	3/30/07
181128	304	REG	912828E48	US TREASURY NOTE	4.5000	11/15/10	4.758	25,000,000.00	24,794,921.87	24,699,250.00	5/24/07
180323	304	REG	912828EQ9	US TREASURY NOTE	4.3750	12/15/10	4.489	25,000,000.00	24,902,343.75	24,591,750.00	3/28/07
180305	304	REG	912828E55	US TREASURY NOTE	4.2500	1/15/11	4.487	25,000,000.00	24,792,968.75	24,472,750.00	3/26/07
181207	304	REG	912828FA3	US TREASURY NOTE	4.7500	3/31/11	4.858	25,000,000.00	24,905,273.45	24,861,250.00	6/01/07
181219	304	REG	912828FH8	US TREASURY NOTE	4.8750	5/31/11	4.892	25,000,000.00	24,984,375.00	24,963,000.00	6/04/07
181089	304	REG	912828FS4	US TREASURY NOTE	4.6250	8/31/11	4.715	25,000,000.00	24,912,109.37	24,718,750.00	5/22/07
181034	304	REG	912828FW5	US TREASURY NOTE	4.6250	10/31/11	4.656	25,000,000.00	24,968,750.00	24,709,000.00	5/14/07
180965	304	REG	912828GQ7	US TREASURY NOTE	4.5000	4/30/12	4.574	25,000,000.00	24,917,968.75	24,535,250.00	5/14/07
180968	304	REG	912828GQ7	US TREASURY NOTE	4.5000	4/30/12	4.589	10,000,000.00	9,960,937.50	9,814,100.00	5/15/07
181054	304	REG	912828GQ7	US TREASURY NOTE	4.5000	4/30/12	4.671	10,000,000.00	9,925,000.00	9,814,100.00	5/18/07
181060	304	REG	912828GQ7	US TREASURY NOTE	4.5000	4/30/12	4.689	10,000,000.00	9,917,187.50	9,814,100.00	5/21/07
181090	304	REG	912828GQ7	US TREASURY NOTE	4.5000	4/30/12	4.722	25,000,000.00	24,757,812.50	24,535,250.00	5/22/07
181132	304	REG	912828GQ7	US TREASURY NOTE	4.5000	4/30/12	4.771	25,000,000.00	24,705,078.12	24,535,250.00	5/25/07
172075	303	REG	LD0600022	GENOA BANKING COMPANY	1.7500	7/12/07	1.750	212,500.00	212,500.00	212,500.00	7/12/05
172151	303	REG	LD0600030	OSGOOD STATE BANK	1.7500	7/18/07	1.750	128,894.76	128,894.76	128,894.76	7/18/05
172583	303	REG	LD0600055	CROGHAN COLONIAL BANK	1.7500	8/16/07	1.750	24,851.11	24,851.11	24,851.11	8/16/05
172600	303	REG	LD0600063	FIFTH THIRD BANK	1.7500	8/17/07	1.750	182,000.00	182,000.00	182,000.00	8/17/05
172755	303	REG	LD0600071	MINSTER BANK	1.7500	8/29/07	1.750	118,129.59	118,129.59	118,129.59	8/29/05
172896	303	REG	LD0600089	FIRST CITIZENS NATIONAL BANK	1.7500	9/07/07	1.750	231,804.54	231,804.54	231,804.54	9/07/05
172994	303	REG	LD0600097	OAK HILL BANKS	1.7500	9/14/07	1.750	164,377.45	164,377.45	164,377.45	9/16/05

1,312,000,000.00 1,306,416,958.25 1,298,826,490.00

PGM: INVS_MONTHEND_INVENTORY
 SOURCE: VisualQED
 MODEL: INVENTORY
 BASIS: SETTLEMENT
 AS-OF: 6/29/07

RICHARD CORDRAY
 TREASURER, STATE OF OHIO

INVESTMENT INVENTORY
 SETTLED POSITIONS AS OF: 6/29/07

INVS#	FUND	GROUP	CUSIP	DESCRIPTION	RATE	MATURITY	YIELD	PAR AMOUNT	BOOK-VALUE	US\$-MARKET	1ST-PUR
173082	303	REG	LD0600105	PEOPLES BANK, N.A.	1.7500	9/21/07	1.750	21,000.00	21,000.00	21,000.00	9/23/05
173105	303	REG	LD0600113	FIFTH THIRD BANK	1.7500	9/26/07	1.750	179,166.77	179,166.77	179,166.77	9/26/05
173212	303	REG	LD0600121	HUNTINGTON NATIONAL BANK, NA	1.7500	10/03/07	1.750	168,488.66	168,488.66	168,488.66	10/03/05
173257	303	REG	LD0600139	NATIONAL BANK OF OAK HARBOR	1.7500	10/05/07	1.750	100,000.00	100,000.00	100,000.00	10/05/05
173303	303	REG	LD0600147	LORAIN NATIONAL BANK	1.7500	10/05/07	1.750	9,304.53	9,304.53	9,304.53	10/07/05
173315	303	REG	LD0600154	COMMERCE NATIONAL BANK	1.7500	10/11/07	1.750	51,995.06	51,995.06	51,995.06	10/11/05
173337	303	REG	LD0600162	U.S. BANK, N.A.	1.7500	10/12/07	1.750	152,670.68	152,670.68	152,670.68	10/12/05
173360	303	REG	LD0600170	SECURITY NATIONAL BANK & TRUST	1.7500	10/12/07	1.750	119,782.37	119,782.37	119,782.37	10/13/05
173417	303	REG	LD0600188	REPUBLIC BANKING COMPANY	1.7500	10/19/07	1.750	236,569.49	236,569.49	236,569.49	10/19/05
173445	303	REG	LD0600196	OAK HILL BANKS	1.7500	10/19/07	1.750	20,285.82	20,285.82	20,285.82	10/21/05
173520	303	REG	LD0600204	SKY BANK, SALINEVILLE	1.7500	10/26/07	1.750	164,612.14	164,612.14	164,612.14	10/28/05
173521	303	REG	LD0600212	FARMERS & MERCHANTS STATE BANK	1.7500	10/26/07	1.750	167,230.71	167,230.71	167,230.71	10/28/05
173586	303	REG	LD0600220	SECURITY NATIONAL BANK & TRUST	1.7500	11/02/07	1.750	38,787.85	38,787.85	38,787.85	11/02/05
173815	303	REG	LD0600246	UNITED BANK N.A.	1.7500	11/28/07	1.750	26,093.27	26,093.27	26,093.27	11/28/05
173874	303	REG	LD0600253	SIGNATURE BANK, N.A.	1.7500	12/05/07	1.750	126,514.82	126,514.82	126,514.82	12/05/05
173920	303	REG	LD0600261	FIFTH THIRD BANK	1.7500	12/07/07	1.750	62,124.66	62,124.66	62,124.66	12/07/05
173990	303	REG	LD0600279	FIRST FINANCIAL BANK, NA	1.7500	12/13/07	1.750	112,253.53	112,253.53	112,253.53	12/13/05
174006	303	REG	LD0600287	FIRST NATIONAL BANK, ORVILLE	1.7500	12/14/07	1.750	50,553.22	50,553.22	50,553.22	12/14/05
174202	303	REG	LD0600295	FIRST CITIZENS NATIONAL BANK	1.7500	1/04/08	1.750	150,203.32	150,203.32	150,203.32	1/04/06
174339	303	REG	LD0600303	RICHLAND TRUST COMPANY	1.7500	1/11/08	1.750	239,005.94	239,005.94	239,005.94	1/13/06
174340	303	REG	LD0600311	CITIZENS SAVINGS BANK	1.7500	1/11/08	1.750	82,742.05	82,742.05	82,742.05	1/13/06
174341	303	REG	LD0600329	FIFTH THIRD BANK	1.7500	1/11/08	1.750	204,166.74	204,166.74	204,166.74	1/13/06
174367	303	REG	LD0600337	FIFTH THIRD BANK	1.7500	1/18/08	1.750	146,206.95	146,206.95	146,206.95	1/18/06
174382	303	REG	LD0600345	SKY BANK, SALINEVILLE	1.7500	1/18/08	1.750	250,000.00	250,000.00	250,000.00	1/19/06
174449	303	REG	LD0600352	CITIZENS SAVINGS BANK	1.7500	1/25/08	1.750	194,336.21	194,336.21	194,336.21	1/26/06
174450	303	REG	LD0600360	CITIZENS SAVINGS BANK	1.7500	1/25/08	1.750	191,358.23	191,358.23	191,358.23	1/26/06
174666	303	REG	LD0600378	UNION BANK COMPANY	1.7500	2/08/08	1.750	151,774.50	151,774.50	151,774.50	2/10/06
174702	303	REG	LD0600386	CITIZENS BANK COMPANY	1.7500	2/13/08	1.750	100,000.00	100,000.00	100,000.00	2/13/06
174704	303	REG	LD0600394	AMERICAN SAVINGS BANK, PSB	1.7500	2/14/08	1.750	42,000.00	42,000.00	42,000.00	2/14/06
174723	303	REG	LD0600410	SIGNATURE BANK, N.A.	1.7500	2/15/08	1.750	229,201.44	229,201.44	229,201.44	2/15/06
174794	303	REG	LD0600428	CROGHAN COLONIAL BANK	1.7500	2/22/08	1.750	84,896.45	84,896.45	84,896.45	2/22/06
174803	303	REG	LD0600444	COMMERCE NATIONAL BANK	1.7500	2/22/08	1.750	42,490.94	42,490.94	42,490.94	2/22/06
174855	303	REG	LD0600451	FIRST FEDERAL BANK OF THE MIDWEST	1.7500	2/29/08	1.750	250,000.00	250,000.00	250,000.00	3/01/06
174988	303	REG	LD0600477	SKY BANK, SALINEVILLE	1.7500	3/07/08	1.750	94,885.89	94,885.89	94,885.89	3/08/06
174989	303	REG	LD0600485	CITIZENS BANK COMPANY	1.7500	3/07/08	1.750	110,000.00	110,000.00	110,000.00	3/08/06
175044	303	REG	LD0600493	SKY BANK, SALINEVILLE	1.7500	3/14/08	1.750	97,262.85	97,262.85	97,262.85	3/15/06
175067	303	REG	LD0600501	SKY BANK, SALINEVILLE	1.7500	3/14/08	1.750	125,000.00	125,000.00	125,000.00	3/16/06
175094	303	REG	LD0600519	NATIONAL CITY BANK	1.7500	3/17/08	1.750	250,000.00	250,000.00	250,000.00	3/17/06
175137	303	REG	LD0600527	COMMERCE NATIONAL BANK	1.7500	3/21/08	1.750	212,174.80	212,174.80	212,174.80	3/22/06

PGM: INVS_MONTHEND_INVENTORY
 SOURCE: VISUALQED
 MODEL: INVENTORY
 BASIS: SETTLEMENT
 AS-OF: 6/29/07

R I C H A R D C O R D R A Y
 T R E A S U R E R , S T A T E O F O R I O

I N V E S T M E N T I N V E N T O R Y
 SETTLED POSITIONS AS OF: 6/29/07

INVT#	FUND	GROUP	CUSIP	DESCRIPTION	RATE	MATURITY	YIELD	PAR AMOUNT	BOOK-VALUE	US\$-MARKET	1ST-PUR	PAGE:
175166	303	REG	LD0600535	FARMERS & MERCHANTS STATE BANK	1.7500	3/27/08	1.750	202,521.43	202,521.43	202,521.43	3/27/06	10
175211	303	REG	LD0600543	SUTTON BANK	1.7500	3/28/08	1.750	100,000.00	100,000.00	100,000.00	3/29/06	
175233	303	REG	LD0600550	PEOPLES SAVINGS BANK	1.7500	3/31/08	1.743	134,413.90	134,413.90	134,413.90	3/31/06	
175267	303	REG	LD0600568	MINSTER BANK	1.7500	4/04/08	1.750	83,513.92	83,513.92	83,513.92	4/04/06	
175324	303	REG	LD0600576	CITIZENS SAVINGS BANK	1.7500	4/04/08	1.750	25,341.26	25,341.26	25,341.26	4/06/06	
176074	303	REG	LD0600584	PARK NATIONAL BANK	1.7500	4/18/08	1.750	20,822.00	20,822.00	20,822.00	4/18/06	
176224	303	REG	LD0600592	DELAWARE COUNTY BANK & TRUST CO.	1.7500	4/24/08	1.750	32,497.74	32,497.74	32,497.74	4/24/06	
176225	303	REG	LD0600600	FARMERS & MERCHANTS STATE BANK	1.7500	4/24/08	1.750	250,000.00	250,000.00	250,000.00	4/24/06	
176249	303	REG	LD0600618	PARK NATIONAL BANK	1.7500	4/25/08	1.750	86,580.13	86,580.13	86,580.13	4/25/06	
176350	303	REG	LD0600626	COMMERCE NATIONAL BANK	1.7500	4/25/08	1.750	83,483.88	83,483.88	83,483.88	4/26/06	
176377	303	REG	LD0600634	SKY BANK, SALINEVILLE	1.7500	4/28/08	1.750	132,019.83	132,019.83	132,019.83	4/28/06	
176575	303	REG	LD0600642	FIRST CITIZENS NATIONAL BANK	1.7500	5/09/08	1.750	189,458.30	189,458.30	189,458.30	5/10/06	
176578	303	REG	LD0600659	REPUBLIC BANKING COMPANY	1.7500	5/09/08	1.750	71,597.62	71,597.62	71,597.62	5/10/06	
176584	303	REG	LD0600667	FIRST CITIZENS NATIONAL BANK	1.7500	5/09/08	1.750	9,381.07	9,381.07	9,381.07	5/11/06	
176599	303	REG	LD0600675	CITIZENS SAVINGS BANK	1.7500	5/12/08	1.750	63,971.06	63,971.06	63,971.06	5/12/06	
176600	303	REG	LD0600683	OSGOOD STATE BANK	1.7500	5/12/08	1.750	51,945.80	51,945.80	51,945.80	5/12/06	
176604	303	REG	LD0600691	COMMERCE NATIONAL BANK	1.7500	5/12/08	1.750	66,535.64	66,535.64	66,535.64	5/12/06	
176616	303	REG	LD0600709	CITIZENS SAVINGS BANK	1.7500	5/15/08	1.750	148,411.49	148,411.49	148,411.49	5/15/06	
181010	303	REG	LD0701002	FARMERS & MERCHANTS STATE BANK	1.7500	5/15/08	1.750	106,590.03	106,590.03	106,590.03	5/16/07	
181014	303	REG	LD0701010	OSGOOD STATE BANK	1.7500	5/16/08	1.750	152,000.00	152,000.00	152,000.00	5/16/07	
176671	303	REG	LD0600717	FIRST CITIZENS NATIONAL BANK	1.7500	5/16/08	1.750	42,123.31	42,123.31	42,123.31	5/16/06	
176673	303	REG	LD0600725	FIRST CITIZENS NATIONAL BANK	1.7500	5/16/08	1.750	79,301.01	79,301.01	79,301.01	5/16/06	
176695	303	REG	LD0600733	SKY BANK, SALINEVILLE	1.7500	5/16/08	1.750	100,000.00	100,000.00	100,000.00	5/17/06	
176706	303	REG	LD0600741	FIRST CITIZENS NATIONAL BANK	1.7500	5/16/08	1.750	50,000.00	50,000.00	50,000.00	5/18/06	
176707	303	REG	LD0600758	SKY BANK, SALINEVILLE	1.7500	5/16/08	1.750	25,983.26	25,983.26	25,983.26	5/18/06	
176722	303	REG	LD0600766	FIRST CITIZENS NATIONAL BANK	1.7500	5/19/08	1.750	58,586.88	58,586.88	58,586.88	5/19/06	
181071	303	REG	LD0701028	FIRST FEDERAL BANK OF THE MIDWEST	1.7500	5/21/08	1.750	12,444.84	12,444.84	12,444.84	5/21/07	
176761	303	REG	LD0600774	SKY BANK, SALINEVILLE	1.7500	5/23/08	1.750	38,138.56	38,138.56	38,138.56	5/24/06	
176762	303	REG	LD0600782	SIGNATURE BANK, N.A.	1.7500	5/23/08	1.750	224,721.34	224,721.34	224,721.34	5/24/06	
176780	303	REG	LD0600790	ST. HENRY BANK	1.7500	5/23/08	1.750	52,850.49	52,850.49	52,850.49	5/26/06	
176779	303	REG	LD0600808	FIRST CITIZENS NATIONAL BANK	1.7500	5/23/08	1.750	28,355.28	28,355.28	28,355.28	5/26/06	
176789	303	REG	LD0600816	OLD FORT BANKING COMPANY	1.7500	5/30/08	1.750	78,422.93	78,422.93	78,422.93	5/30/06	
176790	303	REG	LD0600824	MORGAN BANK	1.7500	5/30/08	1.750	41,262.39	41,262.39	41,262.39	5/30/06	
176826	303	REG	LD0600832	FIRST CITIZENS NATIONAL BANK	1.7500	5/30/08	1.750	45,100.15	45,100.15	45,100.15	6/01/06	
176829	303	REG	LD0600840	HUNTINGTON NATIONAL BANK, NA	1.7500	5/30/08	1.750	167,782.60	167,782.60	167,782.60	6/01/06	
176839	303	REG	LD0600857	COMMERCIAL SAVINGS BANK	1.7500	6/02/08	1.750	147,540.47	147,540.47	147,540.47	6/02/06	
176860	303	REG	LD0600865	FIRST CITIZENS NATIONAL BANK	1.7500	6/06/08	1.750	155,716.21	155,716.21	155,716.21	6/06/06	
176982	303	REG	LD0600881	DELAWARE COUNTY BANK & TRUST CO.	1.7500	6/12/08	1.750	35,851.47	35,851.47	35,851.47	6/12/06	
177036	303	REG	LD0600899	FIRST CITIZENS NATIONAL BANK	1.7500	6/13/08	1.750	15,830.21	15,830.21	15,830.21	6/15/06	

PGM: INVS_MONTHEND_INVENTORY
 SOURCE: VISUALQORD
 MODEL: INVENTORY
 BASIS: SETTLEMENT
 AS-OF: 6/29/07

RICHARD CORDRAY
 TREASURER, STATE OF OHIO

INVESTMENT INVENTORY
 SETTLED POSITIONS AS OF: 6/29/07

INVT#	FUND	GROUP	CUSIP	DESCRIPTION	RATE	MATURITY	YIELD	PAR AMOUNT	BOOK VALUE	US\$-MARKET	1ST-PRP
177084	303	REG	LD0600907	FIRST CITIZENS NATIONAL BANK	1.7500	6/20/08	1.750	93,196.83	93,196.83	93,196.83	6/20/06
177115	303	REG	LD0600915	AMERICAN SAVINGS BANK, FSB	1.7500	6/20/08	1.750	33,246.13	33,246.13	33,246.13	6/22/06
177129	303	REG	LD0600923	SKY BANK, SALINEVILLE	1.7500	6/23/08	1.750	250,000.00	250,000.00	250,000.00	6/23/06
177143	303	REG	LD0600931	STATE BANK & TRUST COMPANY	1.7500	6/26/08	1.750	250,000.00	250,000.00	250,000.00	6/26/06
177155	303	REG	LD0600949	SKY BANK, SALINEVILLE	1.7500	6/27/08	1.750	125,339.59	125,339.59	125,339.59	6/27/06
177212	303	REG	LD0600956	HUNTINGTON NATIONAL BANK, NA	1.7500	6/27/08	1.750	250,000.00	250,000.00	250,000.00	6/29/06
177259	303	REG	LD0600964	OSGOOD STATE BANK	1.7500	6/30/08	1.750	36,159.75	36,159.75	36,159.75	6/30/06
177278	303	REG	LD0700012	AMERICAN SAVINGS BANK, FSB	1.7500	7/03/08	1.750	180,228.47	180,228.47	180,228.47	7/05/06
177343	303	REG	LD0700020	STATE BANK & TRUST COMPANY	1.7500	7/07/08	1.750	250,000.00	250,000.00	250,000.00	7/07/06
177438	303	REG	LD0700038	HUNTINGTON NATIONAL BANK, NA	1.7500	7/11/08	1.750	125,000.00	125,000.00	125,000.00	7/13/06
177550	303	REG	LD0700046	U.S. BANK, N.A.	1.7500	7/18/08	1.750	124,179.23	124,179.23	124,179.23	7/19/06
177591	303	REG	LD0700061	KEYBANK, NA	1.7500	7/21/08	1.750	244,690.91	244,690.91	244,690.91	7/21/06
177607	303	REG	LD0700079	GLOUSTER COMMUNITY BANK	1.7500	7/25/08	1.750	142,239.94	142,239.94	142,239.94	7/25/06
177608	303	REG	LD0700087	GLOUSTER COMMUNITY BANK	1.7500	7/25/08	1.750	250,000.00	250,000.00	250,000.00	7/25/06
177624	303	REG	LD0700095	FARMERS & MERCHANTS STATE BANK	1.7500	7/25/08	1.750	22,521.95	22,521.95	22,521.95	7/26/06
177625	303	REG	LD0700103	FIRST CITIZENS NATIONAL BANK	1.7500	7/25/08	1.750	79,252.45	79,252.45	79,252.45	7/26/06
177683	303	REG	LD0700111	SKY BANK, SALINEVILLE	1.7500	7/31/08	1.750	75,000.00	75,000.00	75,000.00	7/31/06
177685	303	REG	LD0700129	SKY BANK, SALINEVILLE	1.7500	7/31/08	1.750	83,457.29	83,457.29	83,457.29	7/31/06
177738	303	REG	LD0700137	SKY BANK, SALINEVILLE	1.7500	8/01/08	1.750	138,113.74	138,113.74	138,113.74	8/02/06
177769	303	REG	LD0700145	FIFTH THIRD BANK	1.7500	8/04/08	1.750	227,655.55	227,655.55	227,655.55	8/04/06
177796	303	REG	LD0700152	FIRSTMERIT BANK, NA	1.7500	8/08/08	1.750	220,099.76	220,099.76	220,099.76	8/08/06
177811	303	REG	LD0700160	FIRST NATIONAL BANK OF BELLUE	1.7500	8/08/08	1.750	97,894.17	97,894.17	97,894.17	8/09/06
177851	303	REG	LD0700178	SKY BANK, SALINEVILLE	1.7500	8/08/08	1.750	100,000.00	100,000.00	100,000.00	8/09/06
177866	303	REG	LD0700186	OSGOOD STATE BANK	1.7500	8/14/08	1.750	136,394.23	136,394.23	136,394.23	8/14/06
177867	303	REG	LD0700194	P N C BANK, NA	1.7500	8/15/08	1.750	184,791.15	184,791.15	184,791.15	8/15/06
177880	303	REG	LD0700202	U.S. BANK, N.A.	1.7500	8/15/08	1.750	178,744.18	178,744.18	178,744.18	8/15/06
177901	303	REG	LD0700210	SKY BANK, SALINEVILLE	1.7500	8/15/08	1.750	142,597.60	142,597.60	142,597.60	8/16/06
177915	303	REG	LD0700228	FIRST CITIZENS NATIONAL BANK	1.7500	8/18/08	1.750	20,000.00	20,000.00	20,000.00	8/18/06
177915	303	REG	LD0700236	FIRST CITIZENS NATIONAL BANK	1.7500	8/21/08	1.750	25,000.00	25,000.00	25,000.00	8/21/06
177959	303	REG	LD0700244	FIRST PLACE BANK	1.7500	8/25/08	1.750	91,927.11	91,927.11	91,927.11	8/25/06
177998	303	REG	LD0700251	DELAWARE COUNTY BANK & TRUST CO.	1.7500	8/29/08	1.750	30,170.27	30,170.27	30,170.27	8/30/06
177999	303	REG	LD0700269	KEYBANK, NA	1.7500	8/29/08	1.750	241,808.00	241,808.00	241,808.00	8/30/06
178024	303	REG	LD0700277	FIRST CITIZENS NATIONAL BANK	1.7500	8/29/08	1.750	28,647.91	28,647.91	28,647.91	9/01/06
178026	303	REG	LD0700285	HUNTINGTON NATIONAL BANK, NA	1.7500	8/29/08	1.750	49,493.13	49,493.13	49,493.13	9/01/06
178030	303	REG	LD0700293	FIRST CITIZENS NATIONAL BANK	1.7500	8/29/08	1.750	30,077.32	30,077.32	30,077.32	9/01/06
178031	303	REG	LD0700301	FIRST CITIZENS NATIONAL BANK	1.7500	8/29/08	1.750	72,070.00	72,070.00	72,070.00	9/01/06
178039	303	REG	LD0700319	OSGOOD STATE BANK	1.7500	9/05/08	1.750	221,353.73	221,353.73	221,353.73	9/05/06
178088	303	REG	LD0700327	CITIZENS NATIONAL OF BLUFFTON	1.7500	9/05/08	1.750	127,617.83	127,617.83	127,617.83	9/07/06
178089	303	REG	LD0700335	SKY BANK, SALINEVILLE	1.7500	9/05/08	1.750	196,990.41	196,990.41	196,990.41	9/07/06

PGM: INVS_MONTHEND_INVENTORY
 SOURCE: VISUALQED
 MODEL: INVENTORY
 BASIS: SETTLEMENT
 AS-OF: 6/29/07

RICHARD CORDRAY
 TREASURER, STATE OF OHIO

INVESTMENT INVENTORY
 SETTLED POSITIONS AS OF: 6/29/07

INVT#	FUND	GROUP	CUSIP	DESCRIPTION	RATE	MATURITY	YIELD	PAR	AMOUNT	BOOK-VALUE	US\$-MARKET	1ST-PRR
178107	303	REG	LD0700343	SKY BANK, SALINEVILLE	1.7500	9/08/08	1.750	135,446.08	135,446.08	135,446.08	135,446.08	9/08/06
178133	303	REG	LD0700350	SKY BANK, SALINEVILLE	1.7500	9/12/08	1.750	178,534.82	178,534.82	178,534.82	178,534.82	9/12/06
178134	303	REG	LD0700368	NATIONAL CITY BANK	1.7500	9/12/08	1.750	243,852.84	243,852.84	243,852.84	243,852.84	9/12/06
178212	303	REG	LD0700376	FIRST CITIZENS NATIONAL BANK	1.7500	9/19/08	1.750	29,000.00	29,000.00	29,000.00	29,000.00	9/20/06
178239	303	REG	LD0700384	OLD FORT BANKING COMPANY	1.7500	9/22/08	1.750	47,439.39	47,439.39	47,439.39	47,439.39	9/22/06
178240	303	REG	LD0700392	SKY BANK, SALINEVILLE	1.7500	9/22/08	1.750	250,000.00	250,000.00	250,000.00	250,000.00	9/22/06
178241	303	REG	LD0700400	NATIONAL CITY BANK	1.7500	9/22/08	1.750	205,674.00	205,674.00	205,674.00	205,674.00	9/22/06
178250	303	REG	LD0700418	FIRST CITIZENS NATIONAL BANK	1.7500	9/25/08	1.750	57,776.80	57,776.80	57,776.80	57,776.80	9/25/06
178303	303	REG	LD0700426	SKY BANK, SALINEVILLE	1.7500	9/29/08	1.750	90,645.32	90,645.32	90,645.32	90,645.32	9/29/06
178406	303	REG	LD0700434	MINSTER BANK	1.7500	10/03/08	1.745	237,594.75	237,594.75	237,594.75	237,594.75	10/05/06
178437	303	REG	LD0700442	HUNTINGTON NATIONAL BANK, NA	1.7500	10/10/08	1.750	250,000.00	250,000.00	250,000.00	250,000.00	10/10/06
178552	303	REG	LD0700459	COMMERCE NATIONAL BANK	1.7500	10/17/08	1.750	94,138.95	94,138.95	94,138.95	94,138.95	10/19/06
178564	303	REG	LD0700467	FIRST CITIZENS NATIONAL BANK	1.7500	10/24/08	1.750	100,000.00	100,000.00	100,000.00	100,000.00	10/20/06
178611	303	REG	LD0700475	GENOA BANKING COMPANY	1.7500	10/24/08	1.750	250,000.00	250,000.00	250,000.00	250,000.00	10/24/06
178612	303	REG	LD0700483	GENOA BANKING COMPANY	1.7500	11/03/08	1.750	185,000.00	185,000.00	185,000.00	185,000.00	11/03/06
178727	303	REG	LD0700491	CITIZENS SAVINGS BANK	1.7500	11/13/08	1.750	237,769.82	237,769.82	237,769.82	237,769.82	11/13/06
178847	303	REG	LD0700509	SIGNATURE BANK, N.A.	1.7500	11/14/08	1.750	239,822.11	239,822.11	239,822.11	239,822.11	11/14/06
178859	303	REG	LD0700517	FIRST CITIZENS NATIONAL BANK	1.7500	11/14/08	1.750	178,847.36	178,847.36	178,847.36	178,847.36	11/14/06
178860	303	REG	LD0700525	SKY BANK, SALINEVILLE	1.7500	11/20/08	1.750	138,646.09	138,646.09	138,646.09	138,646.09	11/20/06
178929	303	REG	LD0700533	FIRST FEDERAL BANK OF THE MIDWEST	1.7500	11/20/08	1.750	233,689.91	233,689.91	233,689.91	233,689.91	11/20/06
178930	303	REG	LD0700541	OSGOOD STATE BANK	1.7500	11/21/08	1.750	26,506.28	26,506.28	26,506.28	26,506.28	11/22/06
178966	303	REG	LD0700558	FIRST CITIZENS NATIONAL BANK	1.7500	11/26/08	1.750	223,047.26	223,047.26	223,047.26	223,047.26	11/29/06
179077	303	REG	LD0700566	FIRST PLACE BANK	1.7500	11/26/08	1.750	33,160.86	33,160.86	33,160.86	33,160.86	11/29/06
179078	303	REG	LD0700574	KINGSTON NATIONAL BANK	1.7500	11/26/08	1.750	72,855.63	72,855.63	72,855.63	72,855.63	11/29/06
179079	303	REG	LD0700582	OSGOOD STATE BANK	1.7500	11/26/08	1.750	155,226.65	155,226.65	155,226.65	155,226.65	12/08/06
179229	303	REG	LD0700590	SKY BANK, SALINEVILLE	1.7500	12/08/08	1.750	160,282.50	160,282.50	160,282.50	160,282.50	12/08/06
179230	303	REG	LD0700608	FIRSTMERIT BANK, NA	1.7500	12/08/08	1.750	91,289.02	91,289.02	91,289.02	91,289.02	12/11/06
179239	303	REG	LD0700616	FIRST FEDERAL BANK OF THE MIDWEST	1.7500	12/11/08	1.750	84,519.94	84,519.94	84,519.94	84,519.94	12/12/06
179250	303	REG	LD0700624	FIRST CITIZENS NATIONAL BANK	1.7500	12/12/08	1.750	103,876.97	103,876.97	103,876.97	103,876.97	12/15/06
179304	303	REG	LD0700632	UNITED BANK N.A.	1.7500	12/15/08	1.750	160,754.78	160,754.78	160,754.78	160,754.78	12/18/06
179315	303	REG	LD0700640	FIRSTMERIT BANK, NA	1.7500	12/18/08	1.750	250,000.00	250,000.00	250,000.00	250,000.00	12/18/06
179316	303	REG	LD0700657	FIRST CITIZENS NATIONAL BANK	1.7500	12/18/08	1.750	79,275.78	79,275.78	79,275.78	79,275.78	12/19/06
179325	303	REG	LD0700665	SKY BANK, SALINEVILLE	1.7500	12/19/08	1.750	135,864.45	135,864.45	135,864.45	135,864.45	12/19/06
179326	303	REG	LD0700673	PARK NATIONAL BANK	1.7500	12/19/08	1.750	175,792.54	175,792.54	175,792.54	175,792.54	12/20/06
179342	303	REG	LD0700681	STATE BANK & TRUST COMPANY	1.7500	12/19/08	1.750	250,000.00	250,000.00	250,000.00	250,000.00	12/28/06
179401	303	REG	LD0700699	FIFTH THIRD BANK	1.7500	1/02/09	1.750	80,000.00	80,000.00	80,000.00	80,000.00	1/02/07
179426	303	REG	LD0700707	HOME CITY FEDERAL SAVINGS BANK	1.7500	1/09/09	1.750	145,346.32	145,346.32	145,346.32	145,346.32	1/11/07
179543	303	REG	LD0700715	FIRSTMERIT BANK, NA	1.7500	2/13/09	1.750	243,816.00	243,816.00	243,816.00	243,816.00	2/13/07
179867	303	REG	LD0700723	FIRST CITIZENS NATIONAL BANK	1.7500	2/13/09	1.750					

PGM: INVS MONTHEND_INVENTORY
 SOURCE: VISUALQED
 MODEL: INVENTORY
 BASIS: SETTLEMENT
 AS-OP: 6/29/07

TREASURER, STATE OF OHIO
 RICHARD CORDRAY

INVESTMENT INVENTORY
 SETTLED POSITIONS AS OF: 6/29/07

INVT#	FUND	GROUP	CUSIP	DESCRIPTION	RATE	MATURITY	YIELD	PAR AMOUNT	BOOK VALUE	US\$-MARKET	1ST-PFR
179904	303	REG	LD0700731	KEYBANK, NA	1.7500	2/13/09	1.750	250,000.00	250,000.00	250,000.00	2/16/07
179922	303	REG	LD0700749	FIRST CITIZENS NATIONAL BANK	1.7500	2/20/09	1.750	76,000.00	76,000.00	76,000.00	2/20/07
179923	303	REG	LD0700756	SKY BANK, SALINEVILLE	1.7500	2/20/09	1.750	80,000.00	80,000.00	80,000.00	2/20/07
179935	303	REG	LD0700764	COMMERCE NATIONAL BANK	1.7500	2/20/09	1.750	250,000.00	250,000.00	250,000.00	2/21/07
179936	303	REG	LD0700772	COMMERCE NATIONAL BANK	1.7500	2/20/09	1.750	250,000.00	250,000.00	250,000.00	2/21/07
179937	303	REG	LD0700780	CITIZENS SAVINGS BANK	1.7500	2/20/09	1.750	12,500.00	12,500.00	12,500.00	2/21/07
179968	303	REG	LD0700798	FIRST CITIZENS NATIONAL BANK	1.7500	2/23/09	1.750	250,000.00	250,000.00	250,000.00	2/23/07
179969	303	REG	LD0700806	FIRST CITIZENS NATIONAL BANK	1.7500	2/23/09	1.750	250,000.00	250,000.00	250,000.00	2/23/07
180063	303	REG	LD0700814	CITIZENS BANKING COMPANY	1.7500	3/05/09	1.750	250,000.00	250,000.00	250,000.00	3/05/07
180153	303	REG	LD0700822	HUNTINGTON NATIONAL BANK, NA	1.7500	3/09/09	1.750	72,743.07	72,743.07	72,743.07	3/09/07
180182	303	REG	LD0700830	COMMERCE NATIONAL BANK	1.7500	3/13/09	1.750	110,000.00	110,000.00	110,000.00	3/13/07
180198	303	REG	LD0700848	FIRST CITIZENS NATIONAL BANK	1.7500	3/13/09	1.750	96,400.00	96,400.00	96,400.00	3/14/07
180234	303	REG	LD0700855	SKY BANK, SALINEVILLE	1.7500	3/20/09	1.750	53,000.00	53,000.00	53,000.00	3/20/07
180268	303	REG	LD0700863	SKY BANK, SALINEVILLE	1.7500	3/20/09	1.750	117,987.00	117,987.00	117,987.00	3/21/07
180375	303	REG	LD0700871	FIRST FINANCIAL BANK, NA	1.7500	3/30/09	1.750	75,000.00	75,000.00	75,000.00	3/30/07
180437	303	REG	LD0700889	SKY BANK, SALINEVILLE	1.7500	4/03/09	1.750	162,500.00	162,500.00	162,500.00	4/04/07
180761	303	REG	LD0700897	CROGHAN COLONIAL BANK	1.7500	4/27/09	1.750	72,263.96	72,263.96	72,263.96	4/27/07
180773	303	REG	LD0700905	STATE BANK & TRUST COMPANY	1.7500	4/27/09	1.750	130,000.00	130,000.00	130,000.00	4/27/07
180882	303	REG	LD0700913	SIGNATURE BANK, N.A.	1.7500	5/04/09	1.750	200,000.00	200,000.00	200,000.00	5/04/07
180905	303	REG	LD0700921	CITIZENS NATIONAL OF BLUFFTON	1.7500	5/07/09	1.750	60,862.60	60,862.60	60,862.60	5/07/07
180913	303	REG	LD0700939	FIRST FEDERAL BANK OF THE MIDWEST	1.7500	5/07/09	1.750	250,000.00	250,000.00	250,000.00	5/08/07
180914	303	REG	LD0700947	FARMERS BANK & SAVINGS CO.	1.7500	5/08/09	1.750	70,000.00	70,000.00	70,000.00	5/08/07
180915	303	REG	LD0700954	HENRY COUNTY BANK	1.7500	5/08/09	1.750	100,000.00	100,000.00	100,000.00	5/08/07
180928	303	REG	LD0700962	SKY BANK, SALINEVILLE	1.7500	5/08/09	1.750	165,000.00	165,000.00	165,000.00	5/09/07
180945	303	REG	LD0700970	FARMERS & MERCHANTS STATE BANK	1.7500	5/08/09	1.750	100,000.00	100,000.00	100,000.00	5/10/07
180969	303	REG	LD0700988	FIRST CITIZENS NATIONAL BANK	1.7500	5/08/09	1.750	80,000.00	80,000.00	80,000.00	5/14/07
181072	303	REG	LD0700996	FIRST CITIZENS NATIONAL BANK	1.7500	5/14/09	1.750	75,000.00	75,000.00	75,000.00	5/21/07
181073	303	REG	LD0701036	FIRST CITIZENS NATIONAL BANK	1.7500	5/21/09	1.750	246,268.00	246,268.00	246,268.00	5/21/07
181075	303	REG	LD0701044	CITIZENS NATIONAL OF BLUFFTON	1.7500	5/21/09	1.750	14,944.30	14,944.30	14,944.30	5/21/07
181093	303	REG	LD0701051	FIRSTMERIT BANK, NA	1.7500	5/22/09	1.750	242,998.00	242,998.00	242,998.00	5/22/07
181109	303	REG	LD0701069	SKY BANK, SALINEVILLE	1.7500	5/22/09	1.750	75,000.00	75,000.00	75,000.00	5/22/07
181179	303	REG	LD0701085	FIRSTMERIT BANK, NA	1.7500	5/29/09	1.750	24,630.76	24,630.76	24,630.76	5/29/07
181192	303	REG	LD0701093	MORGAN BANK	1.7500	5/29/09	1.750	150,000.00	150,000.00	150,000.00	5/30/07
181217	303	REG	LD0701101	STATH BANK & TRUST COMPANY	1.7500	5/29/09	1.750	163,000.00	163,000.00	163,000.00	5/30/07
181228	303	REG	LD0701119	NATIONAL CITY BANK	1.7500	6/01/09	1.750	250,000.00	250,000.00	250,000.00	6/01/07
181350	303	REG	LD0701127	FIRST CITIZENS NATIONAL BANK	1.7500	6/04/09	1.750	25,000.00	25,000.00	25,000.00	6/04/07
181379	303	REG	LD0701135	FIFTH THIRD BANK	1.7500	6/12/09	1.750	250,000.00	250,000.00	250,000.00	6/12/07
181379	303	REG	LD0701143	FIRST CITIZENS NATIONAL BANK	1.7500	6/18/09	1.750	71,557.51	71,557.51	71,557.51	6/18/07

PGM: INVS_MONTHEND_INVENTORY
 SOURCE: VisualQED
 MODHL: INVENTORY
 BASIS: SETTLEMENT
 AS-OF: 6/29/07

RICHARD CORDRAY
 TREASURER, STATE OF OHIO

INVESTMENT INVENTORY
 SETTLED POSITIONS AS OF: 6/29/07

INVT#	FUND	GROUP	CUSIP	DESCRIPTION	RATE	MATURITY	YIELD	PAR AMOUNT	BOOK-VALUE	US\$-MARKET	IST-PDR
181388	303	REG	LD0701150	CITIZENS SAVINGS BANK	1.7500	6/19/09	1.750	198,000.00	198,000.00	198,000.00	6/19/07
181434	303	REG	LD0701168	FIRST CITIZENS NATIONAL BANK	1.7500	6/22/09	1.750	68,000.00	68,000.00	68,000.00	6/22/07
181435	303	REG	LD0701176	FIRST FEDERAL BANK OF THE MIDWEST	1.7500	6/22/09	1.750	102,000.00	102,000.00	102,000.00	6/22/07
181459	303	REG	LD0701184	CITIZENS SAVINGS BANK	1.7500	6/26/09	1.750	40,000.00	40,000.00	40,000.00	6/26/07
181461	303	REG	LD0701192	FIRST CITIZENS NATIONAL BANK	1.7500	6/26/09	1.750	50,000.00	50,000.00	50,000.00	6/26/07
181462	303	REG	LD0701200	FIRST CITIZENS NATIONAL BANK	1.7500	6/26/09	1.750	50,000.00	50,000.00	50,000.00	6/26/07
181477	303	REG	LD0701218	FIRST CITIZENS NATIONAL BANK	1.7500	6/26/09	1.750	178,000.00	178,000.00	178,000.00	6/26/07
181500	303	REG	LD0701226	OSGOOD STATE BANK	1.7500	6/29/09	1.750	125,000.00	125,000.00	125,000.00	6/29/07
									26,848,900.89	26,848,900.89	
179435	303	REG	LD07B1059	FIFTH THIRD BANK	5.0900	7/05/07	5.090	5,000,000.00	5,000,000.00	5,000,000.00	1/03/07
179436	303	REG	LD07B1067	FIFTH THIRD BANK	5.0910	7/05/07	5.091	7,200,000.00	7,200,000.00	7,200,000.00	1/03/07
179437	303	REG	LD07B1075	CITIZENS BANK OF ASHVILLE	5.0830	7/05/07	5.083	500,000.00	500,000.00	500,000.00	1/03/07
179438	303	REG	LD07B1083	CITIZENS BANK OF ASHVILLE	5.0820	7/05/07	5.820	500,000.00	500,000.00	500,000.00	1/03/07
179439	303	REG	LD07B1091	CITIZENS BANK OF ASHVILLE	5.0810	7/05/07	5.081	500,000.00	500,000.00	500,000.00	1/03/07
179440	303	REG	LD07B1109	CITIZENS BANK OF ASHVILLE	5.0800	7/05/07	5.080	500,000.00	500,000.00	500,000.00	1/03/07
179441	303	REG	LD07B1117	HENRY COUNTY BANK	5.0800	7/05/07	5.080	4,000,000.00	4,000,000.00	4,000,000.00	1/03/07
179442	303	REG	LD07B1125	FIRSTMERIT BANK, NA	5.0800	7/05/07	5.080	5,000,000.00	5,000,000.00	5,000,000.00	1/03/07
179443	303	REG	LD07B1133	KEYBANK, NA	5.0800	7/05/07	5.080	5,000,000.00	5,000,000.00	5,000,000.00	1/03/07
179444	303	REG	LD07B1141	OLD FORT BANKING COMPANY	5.0800	7/05/07	5.080	5,000,000.00	5,000,000.00	5,000,000.00	1/03/07
179445	303	REG	LD07B1158	CHAMPAIGN NATIONAL BANK	5.0800	7/05/07	5.080	800,000.00	800,000.00	800,000.00	1/03/07
179447	303	REG	LD07B1166	GREENVILLE FEDERAL S&L ASSOC.	5.0910	7/05/07	5.091	1,000,000.00	1,000,000.00	1,000,000.00	1/03/07
179448	303	REG	LD07B1174	ANTWERP EXCHANGE BANK COMPANY	5.0800	7/05/07	5.080	5,000,000.00	5,000,000.00	5,000,000.00	1/03/07
179450	303	REG	LD07B1182	PEOPLES BANK, N.A.	5.0800	7/05/07	5.080	1,000,000.00	1,000,000.00	1,000,000.00	1/03/07
179451	303	REG	LD07B1190	HEARTLAND BANK	5.0800	7/05/07	5.080	1,000,000.00	1,000,000.00	1,000,000.00	1/03/07
179452	303	REG	LD07B1208	HEARTLAND BANK	5.0800	7/05/07	5.080	1,000,000.00	1,000,000.00	1,000,000.00	1/03/07
179453	303	REG	LD07B1216	U.S. BANK, N.A.	5.0830	7/05/07	5.083	5,000,000.00	5,000,000.00	5,000,000.00	1/03/07
179799	303	REG	LD07B1224	FIFTH THIRD BANK	5.1700	8/08/07	5.170	5,000,000.00	5,000,000.00	5,000,000.00	2/07/07
179800	303	REG	LD07B1232	HENRY COUNTY BANK	5.1510	8/08/07	5.151	200,000.00	200,000.00	200,000.00	2/07/07
179801	303	REG	LD07B1240	HENRY COUNTY BANK	5.1510	8/08/07	5.151	2,800,000.00	2,800,000.00	2,800,000.00	2/07/07
179802	303	REG	LD07B1257	FIRSTMERIT BANK, NA	5.1550	8/08/07	5.155	5,000,000.00	5,000,000.00	5,000,000.00	2/07/07
179803	303	REG	LD07B1265	NORTH SIDE BANK & TRUST	5.1700	8/08/07	5.170	1,300,000.00	1,300,000.00	1,300,000.00	2/07/07
179804	303	REG	LD07B1273	CITIZENS NATIONAL OF BLOFFTON	5.1600	8/08/07	5.160	4,400,000.00	4,400,000.00	4,400,000.00	2/07/07
179805	303	REG	LD07B1281	ADVANTAGE BANK	5.1550	8/08/07	5.155	5,000,000.00	5,000,000.00	5,000,000.00	2/07/07
179806	303	REG	LD07B1299	OLD FORT BANKING COMPANY	5.1800	8/08/07	5.180	5,000,000.00	5,000,000.00	5,000,000.00	2/07/07
179807	303	REG	LD07B1307	GREENVILLE FEDERAL S&L ASSOC.	5.1510	8/08/07	5.151	3,000,000.00	3,000,000.00	3,000,000.00	2/07/07
179808	303	REG	LD07B1315	FARMERS CITIZENS BANK	5.1630	8/08/07	5.163	500,000.00	500,000.00	500,000.00	2/07/07
179809	303	REG	LD07B1323	FARMERS CITIZENS BANK	5.1620	8/08/07	5.162	500,000.00	500,000.00	500,000.00	2/07/07

PGM: INVS_MONTHEND_INVENTORY
 SOURCE: VisualQED
 MODEL: INVENTORY
 BASIS: SETTLEMENT
 AS-OP: 6/29/07

RICHARD CORDRAY
 TREASURER, STATE OF OHIO

INVESTMENT INVENTORY
 SETTLED POSITIONS AS OF: 6/29/07

INVT#	FUND	GROUP	CUSIP	DESCRIPTION	RATE	MATURITY	YIELD	PAR AMOUNT	BOOK-VALUE	US\$-MARKET	1ST-PUR
179810	303	REG	LD07B1331	FARMERS CITIZENS BANK	5.1620	8/08/07	5.162	500,000.00	500,000.00	500,000.00	2/07/07
179811	303	REG	LD07B1349	WESTERN RESERVE BANK	5.1650	8/08/07	5.165	200,000.00	200,000.00	200,000.00	2/07/07
179812	303	REG	LD07B1356	WESTERN RESERVE BANK	5.1650	8/08/07	5.165	200,000.00	200,000.00	200,000.00	2/07/07
179813	303	REG	LD07B1364	WESTERN RESERVE BANK	5.1500	8/08/07	5.150	900,000.00	900,000.00	900,000.00	2/07/07
179814	303	REG	LD07B1372	ANTWERP EXCHANGE BANK COMPANY	5.1610	8/08/07	5.161	500,000.00	500,000.00	500,000.00	2/07/07
179815	303	REG	LD07B1380	PEOPLES BANK, N.A.	5.1570	8/08/07	5.157	5,000,000.00	5,000,000.00	5,000,000.00	2/07/07
179816	303	REG	LD07B1398	FIRST PLACE BANK	5.1540	8/08/07	5.154	5,000,000.00	5,000,000.00	5,000,000.00	2/07/07
179817	303	REG	LD07B1406	U.S. BANK, N.A.	5.1530	8/08/07	5.153	5,000,000.00	5,000,000.00	5,000,000.00	2/07/07
180099	303	REG	LD07B1414	FIFTH THIRD BANK	5.0800	9/05/07	5.080	5,000,000.00	5,000,000.00	5,000,000.00	3/07/07
180100	303	REG	LD07B1422	FIFTH THIRD BANK	5.1000	9/05/07	5.100	13,500,000.00	13,500,000.00	13,500,000.00	3/07/07
180101	303	REG	LD07B1430	HENRY COUNTY BANK	5.0800	9/05/07	5.080	3,000,000.00	3,000,000.00	3,000,000.00	3/07/07
180102	303	REG	LD07B1448	FIRSTMERIT BANK, NA	5.0800	9/05/07	5.080	5,000,000.00	5,000,000.00	5,000,000.00	3/07/07
180103	303	REG	LD07B1455	CITIZENS NATIONAL OF BLUFFTON	5.0950	9/05/07	5.095	3,000,000.00	3,000,000.00	3,000,000.00	3/07/07
180104	303	REG	LD07B1463	CITIZENS NATIONAL OF BLUFFTON	5.0900	9/05/07	5.090	2,000,000.00	2,000,000.00	2,000,000.00	3/07/07
180105	303	REG	LD07B1471	OLD FORT BANKING COMPANY	5.0810	9/05/07	5.081	5,000,000.00	5,000,000.00	5,000,000.00	3/07/07
180106	303	REG	LD07B1489	GREENVILLE FEDERAL S&L ASSOC.	5.0810	9/05/07	5.081	2,000,000.00	2,000,000.00	2,000,000.00	3/07/07
180107	303	REG	LD07B1497	ARLINGTON BANK	5.0800	9/05/07	5.080	1,000,000.00	1,000,000.00	1,000,000.00	3/07/07
180108	303	REG	LD07B1505	ANTWERP EXCHANGE BANK COMPANY	5.0910	9/05/07	5.091	500,000.00	500,000.00	500,000.00	3/07/07
180109	303	REG	LD07B1513	PEOPLES BANK, N.A.	5.0800	9/05/07	5.080	5,000,000.00	5,000,000.00	5,000,000.00	3/07/07
180110	303	REG	LD07B1521	HEARTLAND BANK	5.1000	9/05/07	5.100	1,000,000.00	1,000,000.00	1,000,000.00	3/07/07
180111	303	REG	LD07B1539	HEARTLAND BANK	5.1000	9/05/07	5.100	1,000,000.00	1,000,000.00	1,000,000.00	3/07/07
180112	303	REG	LD07B1547	HEARTLAND BANK	5.0900	9/05/07	5.090	1,000,000.00	1,000,000.00	1,000,000.00	3/07/07
180113	303	REG	LD07B1554	HEARTLAND BANK	5.0800	9/05/07	5.080	1,000,000.00	1,000,000.00	1,000,000.00	3/07/07
180114	303	REG	LD07B1562	HEARTLAND BANK	5.0800	9/05/07	5.080	1,000,000.00	1,000,000.00	1,000,000.00	3/07/07
180409	303	REG	LD07B1570	FIFTH THIRD BANK	5.0900	10/03/07	5.090	5,000,000.00	5,000,000.00	5,000,000.00	4/04/07
180410	303	REG	LD07B1588	HENRY COUNTY BANK	5.0800	10/03/07	5.080	3,000,000.00	3,000,000.00	3,000,000.00	4/04/07
180411	303	REG	LD07B1596	HENRY COUNTY BANK	5.0800	10/03/07	5.080	1,000,000.00	1,000,000.00	1,000,000.00	4/04/07
180412	303	REG	LD07B1604	FIRSTMERIT BANK, NA	5.0800	10/03/07	5.080	5,000,000.00	5,000,000.00	5,000,000.00	4/04/07
180413	303	REG	LD07B1612	NORTE SIDE BANK & TRUST	5.0800	10/03/07	5.080	1,000,000.00	1,000,000.00	1,000,000.00	4/04/07
180414	303	REG	LD07B1620	ANDOVER BANK	5.0800	10/03/07	5.080	2,000,000.00	2,000,000.00	2,000,000.00	4/04/07
180415	303	REG	LD07B1638	ANDOVER BANK	5.0800	10/03/07	5.080	1,000,000.00	1,000,000.00	1,000,000.00	4/04/07
180416	303	REG	LD07B1646	KEYBANK, NA	5.0800	10/03/07	5.080	5,000,000.00	5,000,000.00	5,000,000.00	4/04/07
180418	303	REG	LD07B1653	OLD FORT BANKING COMPANY	5.0810	10/03/07	5.081	5,000,000.00	5,000,000.00	5,000,000.00	4/04/07
180419	303	REG	LD07B1661	UNION BANK COMPANY	5.0800	10/03/07	5.080	1,000,000.00	1,000,000.00	1,000,000.00	4/04/07
180420	303	REG	LD07B1679	PEOPLES BANK, N.A.	5.0800	10/03/07	5.080	5,000,000.00	5,000,000.00	5,000,000.00	4/04/07
180421	303	REG	LD07B1687	HEARTLAND BANK	5.0800	10/03/07	5.080	1,000,000.00	1,000,000.00	1,000,000.00	4/04/07
180422	303	REG	LD07B1695	HEARTLAND BANK	5.0800	10/03/07	5.080	1,000,000.00	1,000,000.00	1,000,000.00	4/04/07
180423	303	REG	LD07B1703	HEARTLAND BANK	5.0800	10/03/07	5.080	1,000,000.00	1,000,000.00	1,000,000.00	4/04/07
180424	303	REG	LD07B1711	HEARTLAND BANK	5.0800	10/03/07	5.080	1,000,000.00	1,000,000.00	1,000,000.00	4/04/07

PC#: INVS MONTHEND_INVENTORY
 SOURCE: VISUALQED
 MODEL: INVENTORY
 BASIS: SETTLEMENT
 AS-OF: 6/29/07

RICHA RD CORDRAY
 TRASURER, STATE OF OHIO

INVESTMENT INVENTORY
 SETTLED POSITIONS AS OF: 6/29/07

INVT#	FUND	GROUP	CUSIP	DESCRIPTION	RATE	MATURITY	YIELD	PAR AMOUNT	BOOK-VALUE	US\$-MARKET	1ST-PUR
180425	303	REG	LD07B1729	HEARTLAND BANK	5.0800	10/03/07	5.080	1,000,000.00	1,000,000.00	1,000,000.00	4/04/07
180426	303	REG	LD07B1737	OSGOOD STATE BANK	5.0800	10/03/07	5.080	200,000.00	200,000.00	200,000.00	4/04/07
180427	303	REG	LD07B1745	FIFTH THIRD BANK	5.0900	10/03/07	5.090	6,800,000.00	6,800,000.00	6,800,000.00	4/04/07
180801	303	REG	LD07B1752	FIFTH THIRD BANK	5.0100	11/07/07	5.010	5,000,000.00	5,000,000.00	5,000,000.00	5/02/07
180802	303	REG	LD07B1760	HENRY COUNTY BANK	5.0010	11/07/07	5.001	2,500,000.00	2,500,000.00	2,500,000.00	5/02/07
180803	303	REG	LD07B1778	FIRSTMERIT BANK, NA	5.0000	11/07/07	5.000	5,000,000.00	5,000,000.00	5,000,000.00	5/02/07
180804	303	REG	LD07B1786	KEYBANK, NA	5.0000	11/07/07	5.000	5,000,000.00	5,000,000.00	5,000,000.00	5/02/07
180826	303	REG	LD07B1794	NORTE SIDE BANK & TRUST	5.0000	11/07/07	5.000	5,000,000.00	5,000,000.00	5,000,000.00	5/02/07
180805	303	REG	LD07B1802	ANDOVER BANK	5.0000	11/07/07	5.000	1,600,000.00	1,600,000.00	1,600,000.00	5/02/07
180806	303	REG	LD07B1810	OLD FORT BANKING COMPANY	5.0010	11/07/07	5.001	5,000,000.00	5,000,000.00	5,000,000.00	5/02/07
180807	303	REG	LD07B1828	GREENVILLE FEDERAL SEL ASSOC.	5.0010	11/07/07	5.001	2,000,000.00	2,000,000.00	2,000,000.00	5/02/07
180808	303	REG	LD07B1836	ARLINGTON BANK	5.0000	11/07/07	5.000	2,000,000.00	2,000,000.00	2,000,000.00	5/02/07
180809	303	REG	LD07B1844	ANTWERP EXCHANGE BANK COMPANY	5.0110	11/07/07	5.011	500,000.00	500,000.00	500,000.00	5/02/07
180810	303	REG	LD07B1851	PEOPLES BANK, N.A.	5.0000	11/07/07	5.000	5,000,000.00	5,000,000.00	5,000,000.00	5/02/07
180812	303	REG	LD07B1869	HEARTLAND BANK	5.0000	11/07/07	5.000	1,000,000.00	1,000,000.00	1,000,000.00	5/02/07
180813	303	REG	LD07B1877	HEARTLAND BANK	5.0000	11/07/07	5.000	1,000,000.00	1,000,000.00	1,000,000.00	5/02/07
180815	303	REG	LD07B1885	HEARTLAND BANK	5.0000	11/07/07	5.000	1,000,000.00	1,000,000.00	1,000,000.00	5/02/07
180816	303	REG	LD07B1893	HEARTLAND BANK	5.0000	11/07/07	5.000	1,000,000.00	1,000,000.00	1,000,000.00	5/02/07
180817	303	REG	LD07B1901	HEARTLAND BANK	5.0000	11/07/07	5.000	1,000,000.00	1,000,000.00	1,000,000.00	5/02/07
180818	303	REG	LD07B1919	FIRST PLACE BANK	5.0000	11/07/07	5.000	1,000,000.00	1,000,000.00	1,000,000.00	5/02/07
180819	303	REG	LD07B1927	OSGOOD STATE BANK	5.0120	11/07/07	5.012	5,000,000.00	5,000,000.00	5,000,000.00	5/02/07
180820	303	REG	LD07B1935	LAKE NATIONAL BANK	5.0000	11/07/07	5.000	300,000.00	300,000.00	300,000.00	5/02/07
180821	303	REG	LD07B1943	HUNTINGTON NATIONAL BANK, NA	5.0400	11/07/07	5.040	100,000.00	100,000.00	100,000.00	5/02/07
181239	303	REG	LD07B1950	HUNTINGTON NATIONAL BANK, NA	5.0500	12/05/07	5.050	1,000,000.00	1,000,000.00	1,000,000.00	5/02/07
181240	303	REG	LD07B1968	FIFTH THIRD BANK	4.9600	12/05/07	4.960	2,000,000.00	2,000,000.00	2,000,000.00	6/06/07
181241	303	REG	LD07B1976	HENRY COUNTY BANK	4.9510	12/05/07	4.951	5,000,000.00	5,000,000.00	5,000,000.00	6/06/07
181242	303	REG	LD07B1984	HENRY COUNTY BANK	4.9510	12/05/07	4.951	2,000,000.00	2,000,000.00	2,000,000.00	6/06/07
181243	303	REG	LD07B1992	HENRY COUNTY BANK	4.9510	12/05/07	4.951	1,000,000.00	1,000,000.00	1,000,000.00	6/06/07
181244	303	REG	LD07B2008	FIRSTMERIT BANK, NA	4.9510	12/05/07	4.951	2,000,000.00	2,000,000.00	2,000,000.00	6/06/07
181245	303	REG	LD07B2016	ANDOVER BANK	4.9500	12/05/07	4.950	5,000,000.00	5,000,000.00	5,000,000.00	6/06/07
181246	303	REG	LD07B2024	OLD FORT BANKING COMPANY	4.9500	12/05/07	4.950	2,500,000.00	2,500,000.00	2,500,000.00	6/06/07
181247	303	REG	LD07B2032	UNION BANK COMPANY	4.9510	12/05/07	4.951	5,000,000.00	5,000,000.00	5,000,000.00	6/06/07
181248	303	REG	LD07B2040	GREENVILLE FEDERAL SEL ASSOC.	4.9510	12/05/07	4.951	1,000,000.00	1,000,000.00	1,000,000.00	6/06/07
181249	303	REG	LD07B2057	ANTWERP EXCHANGE BANK COMPANY	4.9510	12/05/07	4.951	1,000,000.00	1,000,000.00	1,000,000.00	6/06/07
181250	303	REG	LD07B2065	PEOPLES BANK, N.A.	4.9500	12/05/07	4.950	5,000,000.00	5,000,000.00	5,000,000.00	6/06/07
181251	303	REG	LD07B2073	FIRST BREMEN BANK	5.0010	12/05/07	5.001	2,000,000.00	2,000,000.00	2,000,000.00	6/06/07
181252	303	REG	LD07B2081	HEARTLAND BANK	4.9500	12/05/07	4.950	1,000,000.00	1,000,000.00	1,000,000.00	6/06/07
181254	303	REG	LD07B2099	HEARTLAND BANK	4.9500	12/05/07	4.950	1,000,000.00	1,000,000.00	1,000,000.00	6/06/07
181255	303	REG	LD07B2107	HEARTLAND BANK	4.9500	12/05/07	4.950	1,000,000.00	1,000,000.00	1,000,000.00	6/06/07

PGM: INVS_MONTHEHD_INVENTORY
 SOURCE: VISUALQED
 MODEL: INVENTORY
 BASIS: SETTLEMENT
 AS-OP: 6/29/07

R I C H A R D C O R D R A Y
 T R E A S U R E R , S T A T E O F O H I O

I N V E S T M E N T I N V E N T O R Y
 SETTLED POSITIONS AS OF: 6/29/07

INVT#	FUND	GROUP	CUSIP	DESCRIPTION	RATE	MATURITY	YIELD	PAR AMOUNT	BOOK-VALUE	US\$-MARKET	1ST-PUR
181256	303	REG	LD07B2115	HEARTLAND BANK	4.9500	12/05/07	4.950	1,000,000.00	1,000,000.00	1,000,000.00	6/06/07
181257	303	REG	LD07B2123	HEARTLAND BANK	4.9500	12/05/07	4.950	1,000,000.00	1,000,000.00	1,000,000.00	6/06/07
181260	303	REG	LD07B2156	LAKE NATIONAL BANK	4.9700	12/05/07	4.970	500,000.00	500,000.00	500,000.00	6/06/07
181318	303	REG	LD07B2164	FIRST PLACE BANK	4.9620	12/05/07	4.962	5,000,000.00	5,000,000.00	5,000,000.00	6/07/07
181319	303	REG	LD07B2172	U.S. BANK, N.A.	4.9600	12/05/07	4.960	5,000,000.00	5,000,000.00	5,000,000.00	6/07/07
									300,000,000.00	300,000,000.00	
180577	303	REG	AG0700066	CITIZENS NATIONAL BANK, CHILLICO	1.0800	4/16/08	1.080	150,000.00	150,000.00	150,000.00	4/16/07
180579	303	REG	AG0700082	HAMLER STATE BANK	1.0800	4/16/08	1.080	440,000.00	440,000.00	440,000.00	4/16/07
180580	303	REG	AG0700090	FARMERS STATE BANK, NEW MADISON	1.0800	4/16/08	1.080	508,000.00	508,000.00	508,000.00	4/16/07
180610	303	REG	AG0700181	REPUBLIC BANKING COMPANY	1.0800	4/16/08	1.080	200,000.00	200,000.00	200,000.00	4/17/07
180612	303	REG	AG0700207	FIRST CENTRAL NATIONAL BANK	1.0800	4/16/08	1.080	100,000.00	100,000.00	100,000.00	4/17/07
180626	303	REG	AG0700348	CITIZENS BANKING COMPANY	1.0800	4/16/08	1.080	100,000.00	100,000.00	100,000.00	4/17/07
180627	303	REG	AG0700355	CITIZENS BANKING COMPANY	1.0800	4/16/08	1.080	100,000.00	100,000.00	100,000.00	4/17/07
180645	303	REG	AG0700397	FARMERS SAVINGS BANK	1.0800	4/16/08	1.080	35,000.00	35,000.00	35,000.00	4/17/07
180646	303	REG	AG0700405	FIRST-KNOX NATIONAL BANK	1.0800	4/16/08	1.080	450,000.00	450,000.00	450,000.00	4/18/07
180655	303	REG	AG0700413	ANTWERP EXCHANGE BANK COMPANY	1.0800	4/16/08	1.080	165,000.00	165,000.00	165,000.00	4/18/07
180656	303	REG	AG0700421	FIRST CITIZENS NATIONAL BANK	1.0800	4/16/08	1.080	100,000.00	100,000.00	100,000.00	4/19/07
180667	303	REG	AG0700462	FARMERS & MERCHANTS STATE BANK	1.0800	4/16/08	1.080	996,000.00	996,000.00	996,000.00	4/19/07
180668	303	REG	AG0700470	COMMUNITY FIRST BANK	1.0800	4/16/08	1.080	2,703,000.00	2,703,000.00	2,703,000.00	4/20/07
180672	303	REG	AG0700512	OLD NATIONAL BANK	1.0800	4/16/08	1.080	315,000.00	315,000.00	315,000.00	4/20/07
180688	303	REG	AG0700553	SECOND NATIONAL BANK	1.0800	4/16/08	1.080	250,000.00	250,000.00	250,000.00	4/20/07
180704	303	REG	AG0700579	HOMB SAVINGS & LOAN COMPANY	1.0800	4/16/08	1.080	206,000.00	206,000.00	206,000.00	4/23/07
180705	303	REG	AG0700587	CROGHAN COLONIAL BANK	1.0800	4/16/08	1.080	70,000.00	70,000.00	70,000.00	4/24/07
180763	303	REG	AG0700611	PARK NATIONAL BANK	1.0800	4/16/08	1.080	400,000.00	400,000.00	400,000.00	4/24/07
180834	303	REG	AG0700652	U.S. BANK, N.A.	1.0800	4/16/08	1.080	100,000.00	100,000.00	100,000.00	4/27/07
181002	303	REG	AG0700819	FIRST FINANCIAL BANK, NA	1.0800	4/16/08	1.080	40,000.00	40,000.00	40,000.00	5/02/07
181007	303	REG	AG0700868	COMMUNITY FIRST BANK	1.0800	4/16/08	1.080	181,706.98	181,706.98	181,706.98	5/16/07
181023	303	REG	AG0700884	ANTWERP EXCHANGE BANK COMPANY	1.0800	4/16/08	1.080	100,000.00	100,000.00	100,000.00	5/16/07
181051	303	REG	AG0700942	FIFTH THIRD BANK	1.0800	4/16/08	1.080	100,000.00	100,000.00	100,000.00	5/17/07
181078	303	REG	AG0700991	U.S. BANK, N.A.	1.0800	4/16/08	1.077	180,000.00	180,000.00	180,000.00	5/23/07
181082	303	REG	AG0701023	OLD NATIONAL BANK	1.0800	4/16/08	1.080	150,000.00	150,000.00	150,000.00	5/23/07
181092	303	REG	AG0701031	COMMUNITY FIRST BANK	1.0800	4/16/08	1.080	30,000.00	30,000.00	30,000.00	5/22/07
181182	303	REG	AG0701122	FIRST CITIZENS NATIONAL BANK	1.0800	4/16/08	1.080	100,000.00	100,000.00	100,000.00	5/25/07
181183	303	REG	AG0701130	FIRST NATIONAL BANK OF PAIDORA	1.0800	4/16/08	1.080	460,500.00	460,500.00	460,500.00	5/29/07
181229	303	REG	AG0701189	FIRST CITIZENS NATIONAL BANK	1.0800	4/16/08	1.080	100,000.00	100,000.00	100,000.00	6/04/07
181436	303	REG	AG0701213	NORTH VALLEY BANK	1.0800	4/16/08	1.080	1,230,000.00	1,230,000.00	1,230,000.00	6/22/07
181479	303	REG	AG0701247	FIRST FINANCIAL BANK, NA	1.0800	4/16/08	1.076	100,000.00	100,000.00	100,000.00	6/27/07
									10,160,206.98	10,160,206.98	
									10,160,206.98	10,160,206.98	

INVS MONTHEHD_INVENTORY
 SOURCE: VisualQED
 MODEL: INVENTORY
 BASIS: SETTLEMENT
 AS-OF: 6/29/07

PGM: INVS MONTHEHD_INVENTORY

SOURCE: VisualQED
 MODEL: INVENTORY
 BASIS: SETTLEMENT
 AS-OF: 6/29/07

PGM: INVS MONTHEHD_INVENTORY

SOURCE: VisualQED
 MODEL: INVENTORY
 BASIS: SETTLEMENT
 AS-OF: 6/29/07

RICHARD CORDRAY
 TREASURER, STATE OF OHIO

INVESTMENT INVENTORY
 SETTLED POSITIONS AS OF: 6/29/07

INVST#	FUND	GROUP	CUSIP	DESCRIPTION	RATE	MATURITY	YIELD	PAR AMOUNT	BOOK-VALUE	US\$-MARKET	1ST-PUR
181140	303	REG	AG0701080	PEOPLES BANK COMPANY	1.0800	4/02/08	1.080	100,000.00	100,000.00	100,000.00	5/25/07
180573	303	REG	AG0700025	LIBERTY NATIONAL BANK	1.0800	4/16/08	1.080	1,633,500.00	1,633,500.00	1,633,500.00	4/16/07
180574	303	REG	AG0700033	CITIZENS BANK OF ASHVILLE	1.0800	4/16/08	1.080	415,000.00	415,000.00	415,000.00	4/16/07
180575	303	REG	AG0700041	SHERWOOD STATE BANK	1.0800	4/16/08	1.080	1,177,000.00	1,177,000.00	1,177,000.00	4/16/07
180576	303	REG	AG0700058	FORT JENNINGS STATE BANK	1.0800	4/16/08	1.080	1,264,497.82	1,264,497.82	1,264,497.82	4/16/07
180578	303	REG	AG0700074	MERCHANTS NATIONAL BANK	1.0800	4/16/08	1.080	365,000.00	365,000.00	365,000.00	4/16/07
180581	303	REG	AG0700108	OHIO STATE BANK	1.0800	4/16/08	1.080	350,000.00	350,000.00	350,000.00	4/16/07
180582	303	REG	AG0700116	CITIZENS NATIONAL OF BLUFFTON	1.0800	4/16/08	1.080	3,138,000.00	3,138,000.00	3,138,000.00	4/16/07
180583	303	REG	AG0700124	COMMERCIAL SAVINGS BANK	1.0800	4/16/08	1.080	1,234,688.21	1,234,688.21	1,234,688.21	4/16/07
180584	303	REG	AG0700132	ROCKING VALLEY BANK	1.0800	4/16/08	1.080	45,000.00	45,000.00	45,000.00	4/16/07
180585	303	REG	AG0700140	HUNTINGTON NATIONAL BANK, NA	1.0800	4/16/08	1.080	1,010,000.00	1,010,000.00	1,010,000.00	4/16/07
180586	303	REG	AG0700157	SKY BANK, SALINEVILLE	1.0800	4/16/08	1.080	2,410,145.00	2,410,145.00	2,410,145.00	4/16/07
180608	303	REG	AG0700165	MINSTER BANK	1.0800	4/16/08	1.080	100,000.00	100,000.00	100,000.00	4/17/07
180609	303	REG	AG0700173	SUTTON BANK	1.0800	4/16/08	1.080	982,265.00	982,265.00	982,265.00	4/17/07
180611	303	REG	AG0700199	FIRST FEDERAL BANK OF THE MIDWEST	1.0800	4/16/08	1.080	1,822,500.00	1,822,500.00	1,822,500.00	4/17/07
180613	303	REG	AG0700215	STATE BANK & TRUST COMPANY	1.0800	4/16/08	1.080	2,554,600.00	2,554,600.00	2,554,600.00	4/17/07
180614	303	REG	AG0700223	METAMORA STATE BANK	1.0800	4/16/08	1.080	600,000.00	600,000.00	600,000.00	4/17/07
180615	303	REG	AG0700231	FIRST FEDERAL BANK OF THE MIDWEST	1.0800	4/16/08	1.080	140,000.00	140,000.00	140,000.00	4/17/07
180616	303	REG	AG0700249	UNION BANK COMPANY	1.0800	4/16/08	1.080	2,070,000.00	2,070,000.00	2,070,000.00	4/17/07
180618	303	REG	AG0700256	KINGSTON NATIONAL BANK	1.0800	4/16/08	1.080	2,567,400.00	2,567,400.00	2,567,400.00	4/17/07
180619	303	REG	AG0700264	CITIZENS NATIONAL BANK OF URBANA	1.0800	4/16/08	1.080	525,000.00	525,000.00	525,000.00	4/17/07
180620	303	REG	AG0700272	SKY BANK, SALINEVILLE	1.0800	4/16/08	1.080	200,000.00	200,000.00	200,000.00	4/17/07
180621	303	REG	AG0700280	GENOA BANKING COMPANY	1.0800	4/16/08	1.080	70,000.00	70,000.00	70,000.00	4/17/07
180622	303	REG	AG0700298	CORTLAND SAVINGS & BANKING CO	1.0800	4/16/08	1.080	100,000.00	100,000.00	100,000.00	4/17/07
180623	303	REG	AG0700306	FARMERS CITIZENS BANK	1.0800	4/16/08	1.080	540,000.00	540,000.00	540,000.00	4/17/07
180624	303	REG	AG0700314	SECURITY NATIONAL BANK & TRUST	1.0800	4/16/08	1.080	2,207,500.00	2,207,500.00	2,207,500.00	4/17/07
180625	303	REG	AG0700322	HUNTINGTON NATIONAL BANK, NA	1.0800	4/16/08	1.080	520,000.00	520,000.00	520,000.00	4/17/07
180642	303	REG	AG0700363	DELAWARE COUNTY BANK & TRUST CO.	1.0800	4/16/08	1.080	1,011,262.00	1,011,262.00	1,011,262.00	4/18/07
180643	303	REG	AG0700371	RICHWOOD BANKING CO.	1.0800	4/16/08	1.080	865,000.00	865,000.00	865,000.00	4/18/07
180644	303	REG	AG0700389	FIRST FEDERAL BANK OF THE MIDWEST	1.0800	4/16/08	1.080	1,570,000.00	1,570,000.00	1,570,000.00	4/18/07
180657	303	REG	AG0700439	HUNTINGTON NATIONAL BANK, NA	1.0800	4/16/08	1.080	100,000.00	100,000.00	100,000.00	4/19/07
180658	303	REG	AG0700447	HUNTINGTON NATIONAL BANK, NA	1.0800	4/16/08	1.080	585,000.00	585,000.00	585,000.00	4/19/07
180659	303	REG	AG0700454	HUNTINGTON NATIONAL BANK, NA	1.0800	4/16/08	1.080	100,000.00	100,000.00	100,000.00	4/19/07
180669	303	REG	AG0700488	MERCHANTS NATIONAL BANK	1.0800	4/16/08	1.080	545,000.00	545,000.00	545,000.00	4/20/07
180670	303	REG	AG0700496	MERCHANTS NATIONAL BANK	1.0800	4/16/08	1.080	100,000.00	100,000.00	100,000.00	4/20/07
180671	303	REG	AG0700504	ST. HENRY BANK	1.0800	4/16/08	1.080	100,000.00	100,000.00	100,000.00	4/20/07
180674	303	REG	AG0700520	JP MORGAN CHASE BANK, NA	1.0800	4/16/08	1.080	100,000.00	100,000.00	100,000.00	4/24/07
180675	303	REG	AG0700538	FIRST NATIONAL BANK OF PANDORA	1.0800	4/16/08	1.080	604,000.00	604,000.00	604,000.00	4/20/07

PGM: INVS_MONTHEND_INVENTORY
SOURCE: VISUALQED
MODEL: INVENTORY
BASIS: SETTLEMENT
AS-OF: 6/29/07

RICHARD CORDRAY
TREASURER, STATE OF OHIO

INVESTMENT INVENTORY
SETTLED POSITIONS AS OF: 6/29/07

INVT#	FUND	GROUP	CUSIP	DESCRIPTION	RATE	MATURITY	YIELD	PAR	AMOUNT	BOOK-VALUE	US\$-MARKET	1ST-PRR
180687	303	REG	AG0700546	PEOPLES BANK COMPANY	1.0800	4/16/08	1.080	605,000.00	605,000.00	605,000.00	605,000.00	4/23/07
180689	303	REG	AG0700561	CHAMPAIGN NATIONAL BANK	1.0800	4/16/08	1.080	250,000.00	250,000.00	250,000.00	250,000.00	4/23/07
180747	303	REG	AG0700595	ADVANTAGE BANK	1.0800	4/16/08	1.080	2,040,000.00	2,040,000.00	2,040,000.00	2,040,000.00	4/26/07
180753	303	REG	AG0700603	WELLS FARGO BANK OHIO, NA	1.0800	4/16/08	1.080	1,076,000.00	1,076,000.00	1,076,000.00	1,076,000.00	4/26/07
180790	303	REG	AG0700629	NATIONAL CITY BANK	1.0800	4/16/08	1.080	2,485,000.00	2,485,000.00	2,485,000.00	2,485,000.00	5/01/07
180791	303	REG	AG0700637	NATIONAL BANK OF OAK HARBOR	1.0800	4/16/08	1.080	335,000.00	335,000.00	335,000.00	335,000.00	5/01/07
180792	303	REG	AG0700645	U.S. BANK, N.A.	1.0800	4/16/08	1.080	100,000.00	100,000.00	100,000.00	100,000.00	5/01/07
180835	303	REG	AG0700660	OAK HILL BANKS	1.0800	4/16/08	1.080	65,000.00	65,000.00	65,000.00	65,000.00	5/02/07
180900	303	REG	AG0700678	NATIONAL BANK & TRUST COMPANY	1.0800	4/16/08	1.080	1,259,600.00	1,259,600.00	1,259,600.00	1,259,600.00	5/07/07
180970	303	REG	AG0700686	KINGSTON NATIONAL BANK	1.0800	4/16/08	1.080	747,400.00	747,400.00	747,400.00	747,400.00	5/14/07
180971	303	REG	AG0700694	WELLS FARGO BANK OHIO, NA	1.0800	4/16/08	1.080	930,000.00	930,000.00	930,000.00	930,000.00	5/14/07
180972	303	REG	AG0700702	MERCHANTS NATIONAL BANK	1.0800	4/16/08	1.080	56,640.00	56,640.00	56,640.00	56,640.00	5/14/07
180973	303	REG	AG0700710	HUNTINGTON NATIONAL BANK, NA	1.0800	4/16/08	1.080	50,000.00	50,000.00	50,000.00	50,000.00	5/14/07
180974	303	REG	AG0700728	HUNTINGTON NATIONAL BANK, NA	1.0800	4/16/08	1.080	550,000.00	550,000.00	550,000.00	550,000.00	5/14/07
180975	303	REG	AG0700736	HUNTINGTON NATIONAL BANK, NA	1.0800	4/16/08	1.080	60,000.00	60,000.00	60,000.00	60,000.00	5/14/07
180987	303	REG	AG0700744	CITIZENS NATIONAL BANK OF URBANA	1.0800	4/16/08	1.080	380,000.00	380,000.00	380,000.00	380,000.00	5/15/07
180988	303	REG	AG0700751	CHAMPAIGN NATIONAL BANK	1.0800	4/16/08	1.080	90,000.00	90,000.00	90,000.00	90,000.00	5/15/07
180989	303	REG	AG0700769	OHIO STATE BANK	1.0800	4/16/08	1.080	200,000.00	200,000.00	200,000.00	200,000.00	5/15/07
180990	303	REG	AG0700777	SHERWOOD STATE BANK	1.0800	4/16/08	1.080	135,000.00	135,000.00	135,000.00	135,000.00	5/15/07
180991	303	REG	AG0700785	CITIZENS NATIONAL BANK, CHILLICO	1.0800	4/16/08	1.080	150,000.00	150,000.00	150,000.00	150,000.00	5/15/07
180992	303	REG	AG0700793	SECURITY NATIONAL BANK & TRUST	1.0800	4/16/08	1.080	100,000.00	100,000.00	100,000.00	100,000.00	5/15/07
180993	303	REG	AG0700801	HUNTINGTON NATIONAL BANK, NA	1.0800	4/16/08	1.080	185,000.00	185,000.00	185,000.00	185,000.00	5/15/07
181003	303	REG	AG0700827	LIBERTY NATIONAL BANK	1.0800	4/16/08	1.080	277,000.00	277,000.00	277,000.00	277,000.00	5/16/07
181004	303	REG	AG0700835	STATE BANK & TRUST COMPANY	1.0800	4/16/08	1.080	1,105,250.00	1,105,250.00	1,105,250.00	1,105,250.00	5/16/07
181005	303	REG	AG0700843	METAMORA STATE BANK	1.0800	4/16/08	1.080	180,000.00	180,000.00	180,000.00	180,000.00	5/16/07
181006	303	REG	AG0700850	SKY BANK, SALINEVILLE	1.0800	4/16/08	1.080	275,150.00	275,150.00	275,150.00	275,150.00	5/16/07
181009	303	REG	AG0700876	HUNTINGTON NATIONAL BANK, NA	1.0800	4/16/08	1.080	685,000.00	685,000.00	685,000.00	685,000.00	5/16/07
181024	303	REG	AG0700892	SUTTON BANK	1.0800	4/16/08	1.080	320,000.00	320,000.00	320,000.00	320,000.00	5/17/07
181047	303	REG	AG0700900	NATIONAL CITY BANK	1.0800	4/16/08	1.080	75,000.00	75,000.00	75,000.00	75,000.00	5/17/07
181048	303	REG	AG0700918	FIRST FEDERAL BANK OF THE MIDWEST	1.0800	4/16/08	1.080	280,000.00	280,000.00	280,000.00	280,000.00	5/17/07
181049	303	REG	AG0700926	FIRST FEDERAL BANK OF THE MIDWEST	1.0800	4/16/08	1.080	170,000.00	170,000.00	170,000.00	170,000.00	5/17/07
181050	303	REG	AG0700934	FARMERS CITIZENS BANK	1.0800	4/16/08	1.080	247,000.00	247,000.00	247,000.00	247,000.00	5/17/07
181052	303	REG	AG0700959	COMMERCIAL SAVINGS BANK	1.0800	4/16/08	1.080	360,000.00	360,000.00	360,000.00	360,000.00	5/17/07
181056	303	REG	AG0700967	CITIZENS NATIONAL OF BLUFFTON	1.0800	4/16/08	1.080	720,000.00	720,000.00	720,000.00	720,000.00	5/18/07
181057	303	REG	AG0700975	RICHWOOD BANKING CO.	1.0800	4/16/08	1.080	150,000.00	150,000.00	150,000.00	150,000.00	5/18/07
181077	303	REG	AG0700983	ADVANTAGE BANK	1.0800	4/16/08	1.080	100,000.00	100,000.00	100,000.00	100,000.00	5/21/07
181080	303	REG	AG0701007	FIRST-KNOX NATIONAL BANK	1.0800	4/16/08	1.080	100,000.00	100,000.00	100,000.00	100,000.00	5/21/07
181081	303	REG	AG0701015	MINSTER BANK	1.0800	4/16/08	1.080	225,000.00	225,000.00	225,000.00	225,000.00	5/21/07
181111	303	REG	AG0701049	UNITED BANK N.A.	1.0800	4/16/08	1.080	200,000.00	200,000.00	200,000.00	200,000.00	5/23/07

PGM: INVS_MONTHEND_INVENTORY
 SOURCE: VISUALQED
 MODEL: INVENTORY
 BASIS: SETTLEMENT
 AS-OF: 6/29/07

RICHARD CORDRAY
 TREASURER, STATE OF OHIO

INVESTMENT INVENTORY
 SETTLED POSITIONS AS OF: 6/29/07

INVS#	FUND	GROUP	CUSIP	DESCRIPTION	RATE	MATURITY	YIELD	PAR AMOUNT	BOOK-VALUE	US\$-MARKET	1ST-PUR
181112	303	REG	AG0701056	FIRST FINANCIAL BANK, NA	1.0800	4/16/08	1.080	50,000.00	50,000.00	50,000.00	5/23/07
181113	303	REG	AG0701064	NATIONAL BANK & TRUST COMPANY	1.0800	4/16/08	1.080	35,000.00	35,000.00	35,000.00	5/23/07
181114	303	REG	AG0701072	RIPLEY FEDERAL SAVINGS BANK	1.0800	4/16/08	1.080	580,000.00	580,000.00	580,000.00	5/23/07
181141	303	REG	AG0701098	HUNTINGTON NATIONAL BANK, NA	1.0800	4/16/08	1.080	20,000.00	20,000.00	20,000.00	5/25/07
181180	303	REG	AG0701106	CLARKSBURG COMMERCIAL BANK	1.0800	4/16/08	1.080	474,000.00	474,000.00	474,000.00	5/29/07
181181	303	REG	AG0701114	UNION BANK COMPANY	1.0800	4/16/08	1.080	385,000.00	385,000.00	385,000.00	5/29/07
181214	303	REG	AG0701155	CLARKSBURG COMMERCIAL BANK	1.0800	4/16/08	1.080	150,000.00	150,000.00	150,000.00	6/01/07
181215	303	REG	AG0701163	NATIONAL BANK & TRUST COMPANY	1.0800	4/16/08	1.080	100,000.00	100,000.00	100,000.00	6/01/07
181216	303	REG	AG0701171	JP MORGAN CHASE BANK, NA	1.0800	4/16/08	1.080	230,000.00	230,000.00	230,000.00	6/01/07
181237	303	REG	AG0701197	DELAWARE COUNTY BANK & TRUST CO.	1.0800	4/16/08	1.080	100,000.00	100,000.00	100,000.00	6/05/07
181349	303	REG	AG0701205	OLD FORT BANKING COMPANY	1.0800	4/16/08	1.080	60,000.00	60,000.00	60,000.00	6/12/07
181460	303	REG	AG0701221	HUNTINGTON NATIONAL BANK, NA	1.0800	4/16/08	1.080	100,000.00	100,000.00	100,000.00	6/26/07
181478	303	REG	AG0701239	CITIZENS BANKING COMPANY	1.0800	4/16/08	1.080	200,000.00	200,000.00	200,000.00	6/27/07
181503	303	REG	AG0701254	APPLE CREEK BANKING COMPANY	1.0800	4/16/08	1.080	100,000.00	100,000.00	100,000.00	6/29/07
									54,025,398.03	54,025,398.03	
180572	303	REG	31331XVY5	KEYBANK, NA	1.0800	5/09/08	1.080	70,000,000.00	70,000,000.00	70,000,000.00	4/16/07
									70,000,000.00	70,000,000.00	
									8,481,603,499.61	8,447,357,609.30	8,436,438,650.79

PGM: INVS MONTHEND_INVENTORY
 SOURCE: VisualQED
 MODEL: INVENTORY
 BASIS: SETTLEMENT
 AS-OF: 6/29/07

RICHARD CORDRAY
 TREASURER, STATE OF OHIO

INVESTMENT INVENTORY
 SETTLED POSITIONS AS OF: 6/29/07

INVT#	FUND	GROUP	CUSIP	DESCRIPTION	RATE	MATURITY	YIELD	PAR AMOUNT	BOOK-VALUE	US\$-MARKET	1ST-PRR
179688	302	DFTF	76116EKK4	REF CORP STRIP		1/15/09	4.925	150,000.00	136,402.50	139,090.50	1/31/07
179126	302	DFTF	76116EBS8	REF CORP STRIP		4/15/10	4.420	10,000.00	8,632.90	8,724.00	12/04/06
179690	302	DFTF	76116EFP1	REF CORP STRIP		1/15/11	4.781	150,000.00	124,444.50	126,255.00	1/31/07
179692	302	DFTF	76116EFP2	REF CORP STRIP		1/15/13	4.886	150,000.00	112,534.50	113,956.50	1/31/07
179693	302	DFTF	76116EFP8	REF CORP STRIP		1/15/14	4.926	150,000.00	106,912.50	107,899.50	1/31/07
162210	302	DFTF	76116EFP1	REF CORP STRIP		1/15/15	5.250	900,000.00	497,115.00	611,523.00	8/01/03
718	302	DFTF	76116EFL9	REF CORP STRIP		7/15/15	7.568	2,408,000.00	463,660.40	1,591,423.12	5/14/93
721	302	DFTF	76116EFP5	REF CORP STRIP		10/15/16	6.720	3,600,000.00	898,956.00	2,216,844.00	10/18/95
178269	302	DFTF	76116EFP0	REF CORP STRIP		1/15/17	4.841	4,262,000.00	2,604,167.24	2,591,253.38	9/27/06
179696	302	DFTF	76116EFP0	REF CORP STRIP		1/15/17	5.090	150,000.00	90,952.50	91,198.50	1/31/07
178776	302	DFTF	76116KCG3	REF CORP STRIP		4/15/17	4.865	3,475,000.00	2,104,460.00	2,080,030.75	11/08/06
179055	302	DFTF	76116KCG3	REF CORP STRIP		4/15/17	4.792	21,000.00	12,845.28	12,569.97	11/28/06
179127	302	DFTF	76116KCG7	REF CORP STRIP		4/15/18	4.660	41,000.00	24,292.09	23,144.09	12/04/06
727	302	DFTF	76116EFS4	REF CORP STRIP		7/15/18	7.989	7,000,000.00	1,119,650.00	3,893,680.00	2/22/95
178563	302	DFTF	76116EFS4	REF CORP STRIP		7/15/18	5.117	2,312,000.00	1,277,819.28	1,286,026.88	10/20/06
728	302	DFTF	76116ECK4	REF CORP STRIP		10/15/18	7.383	3,000,000.00	549,780.00	1,644,120.00	5/22/95
729	302	DFTF	76116ECK4	REF CORP STRIP		10/15/18	6.760	2,600,000.00	563,810.00	1,424,904.00	10/18/95
179054	302	DFTF	76116ECK4	REF CORP STRIP		10/15/18	4.847	97,000.00	54,912.67	53,159.88	11/28/06
180734	302	DFTF	76116ECL2	REF CORP STRIP		4/15/19	5.010	100,000.00	55,335.00	53,353.00	4/30/07
165708	302	DFTF	76116EFP7	REF CORP STRIP		1/15/20	5.750	316,000.00	129,620.04	161,261.12	4/26/04
179699	302	DFTF	76116EFP7	REF CORP STRIP		1/15/20	5.232	150,000.00	76,833.00	76,548.00	1/31/07
179056	302	DFTF	76116EFP7	REF CORP STRIP		4/15/20	4.887	70,000.00	36,688.40	35,161.00	11/28/06
74345	302	DFTF	76116EFP7	REF CORP STRIP		10/15/20	5.721	2,300,000.00	663,205.00	1,124,746.00	9/28/98
179700	302	DFTF	76116EFP3	REF CORP STRIP		1/15/21	5.251	150,000.00	72,754.50	72,186.00	1/31/07
179053	302	DFTF	76116FAG2	REF CORP STRIP		1/15/21	4.940	489,000.00	245,380.20	235,947.39	11/28/06
179704	302	DFTF	76116EFP1	REF CORP STRIP		1/15/25	5.262	150,000.00	59,028.00	58,165.50	1/31/07
								34,201,000.00	12,090,191.50	19,833,171.08	
119251	302	DFTF	313490BF0	FED JUDICIARY		2/15/09	6.960	1,525,000.00	805,276.25	1,406,888.75	10/15/99
119261	302	DFTF	313490BF0	FED JUDICIARY		2/15/09	6.960	1,432,000.00	756,167.60	1,321,091.60	10/15/99
49399	302	DFTF	313490CK8	FED JUDICIARY		2/15/23	6.362	3,400,000.00	716,040.00	1,447,686.00	3/30/98
49401	302	DFTF	313490CM4	FED JUDICIARY		2/15/24	6.332	2,400,000.00	478,320.00	963,120.00	3/30/98
								8,757,000.00	2,755,803.85	5,138,786.35	
148815	302	DFTF	31331RP90	FFCB MEDIUM TERM NOTE		5.4500	12/11/13	6.040	2,225,000.00	2,110,279.00	5/09/01
								2,225,000.00	2,110,279.00	2,234,612.00	

PCMA: INVS MONTHEND_INVENTORY
 SOURCE: VISUALQED
 MODEL: INVENTORY
 BASIS: SETTLEMENT
 AS-OF: 6/29/07

RICHARD CORDRAY
 TREASURER, STATE OF OHIO

INVESTMENT INVENTORY
 SETTLED POSITIONS AS OF: 6/29/07

INVS#	FUND	GROUP	CUSIP	DESCRIPTION	RATE	MATURITY	YIELD	PAR AMOUNT	BOOK-VALUE	US\$-MARKET	1ST-PUR	
178802	302	DPTF	3133XCFD0	FHLB DEBEENTURE	4.0000	7/13/07	5.219	6,015,000.00	5,966,218.35	6,013,135.35	11/08/06	
175551	302	DPTF	3133MI4J5	FHLB DEBEENTURE	3.3650	11/05/07	5.122	8,000,000.00	8,712,500.00	8,025,040.00	10/19/98	
178202	302	DPTF	3133MXFT1	FHLB DEBEENTURE	2.7500	3/14/08	5.103	5,015,000.00	4,848,451.85	4,925,682.85	9/20/06	
74362	302	DPTF	3133M5SM3	FHLB DEBEENTURE	5.4250	9/24/08	5.220	4,500,000.00	4,571,055.00	4,508,460.00	9/28/98	
178636	302	DPTF	3133MT2L5	FHLB DEBEENTURE	4.5000	11/15/12	5.078	1,755,000.00	1,702,665.90	1,689,731.55	10/26/06	
178918	302	DPTF	3133MT2L5	FHLB DEBEENTURE	4.5000	11/15/12	4.916	210,000.00	205,510.20	202,190.10	11/17/06	
									25,495,000.00	26,006,401.30	25,364,239.85	
178204	302	DPTF	3126X3H55	FHLAC DEBEENTURE	3.2500	11/02/07	5.180	440,000.00	430,883.20	436,915.60	9/20/06	
178203	302	DPTF	3134A4DY8	FHLAC DEBEENTURE	3.6250	2/15/08	5.145	6,375,000.00	6,245,205.00	6,307,297.50	9/20/06	
178922	302	DPTF	3134A4DY8	FHLAC DEBEENTURE	3.6250	2/15/08	5.116	80,000.00	78,575.20	79,150.40	11/17/06	
178270	302	DPTF	3134A2DT2	FHLAC DEBEENTURE	5.7500	4/15/08	4.987	8,795,000.00	8,893,591.95	8,822,528.35	9/27/06	
178205	302	DPTF	3134A4VA9	FHLAC DEBEENTURE	3.8750	6/15/08	5.075	6,730,000.00	6,596,947.90	6,641,702.40	9/20/06	
152114	302	DPTF	3134A2UJ5	FHLAC DEBEENTURE	5.1250	10/15/08	4.819	3,390,000.00	3,450,647.10	3,388,949.10	10/29/01	
178421	302	DPTF	3134A3EM4	FHLAC DEBEENTURE	5.7500	3/15/09	4.822	4,160,000.00	4,247,776.00	4,195,110.40	10/06/06	
178285	302	DPTF	3134A4US1	FHLAC DEBEENTURE	4.2500	7/15/09	4.851	6,800,000.00	6,693,852.00	6,676,784.00	9/28/06	
178429	302	DPTF	3134A4UW2	FHLAC DEBEENTURE	4.0000	12/15/09	4.831	1,485,000.00	1,448,810.55	1,444,622.85	10/06/06	
178350	302	DPTF	3134A33L8	FHLAC DEBEENTURE	7.0000	3/15/10	4.854	3,280,000.00	3,501,006.40	3,426,583.20	10/03/06	
179122	302	DPTF	3134A33L8	FHLAC DEBEENTURE	7.0000	3/15/10	4.619	10,000.00	10,716.20	10,446.90	12/04/06	
178475	302	DPTF	3134A4V87	FHLAC DEBEENTURE	4.1250	7/12/10	5.058	3,225,000.00	3,123,186.75	3,129,249.75	10/12/06	
178500	302	DPTF	3134A35H5	FHLAC DEBEENTURE	6.8750	9/15/10	5.072	1,625,000.00	1,727,687.50	1,704,218.75	10/17/06	
178923	302	DPTF	3134A4DY7	FHLAC DEBEENTURE	5.6250	3/15/11	4.931	3,520,000.00	3,613,878.40	3,567,308.80	11/17/06	
178300	302	DPTF	3134A4FM1	FHLAC DEBEENTURE	6.0000	6/15/11	4.897	7,950,000.00	8,314,189.50	8,161,152.00	9/29/06	
178642	302	DPTF	3134A4FM1	FHLAC DEBEENTURE	6.0000	6/15/11	5.045	315,000.00	327,275.55	323,366.40	10/26/06	
178299	302	DPTF	3134A4HP4	FHLAC DEBEENTURE	5.5000	9/15/11	4.868	9,070,000.00	9,319,787.80	9,152,174.20	9/29/06	
178302	302	DPTF	3134A4JT2	FHLAC DEBEENTURE	5.7500	1/15/12	4.902	9,010,000.00	9,361,750.40	9,184,613.80	9/29/06	
178648	302	DPTF	3134A4SA3	FHLAC DEBEENTURE	4.5000	1/15/13	4.927	6,955,000.00	6,795,660.95	6,683,337.70	10/02/06	
178635	302	DPTF	3134A4SA3	FHLAC DEBEENTURE	4.5000	1/15/13	5.019	370,000.00	359,828.70	355,547.80	10/27/06	
178456	302	DPTF	3134A4TZ7	FHLAC DEBEENTURE	4.5000	7/15/13	5.095	3,565,000.00	3,445,338.60	3,409,031.25	10/26/06	
178456	302	DPTF	3134A4UK8	FHLAC DEBEENTURE	4.8750	11/15/13	5.053	6,525,000.00	6,456,226.50	6,355,741.50	10/12/06	
178641	302	DPTF	3134A4DM4	FHLAC DEBEENTURE	4.5000	1/15/14	5.094	10,775,000.00	10,391,625.50	10,269,975.75	10/26/06	
179085	302	DPTF	3134A4UM4	FHLAC DEBEENTURE	4.5000	1/15/14	4.757	150,000.00	147,685.50	142,969.50	11/30/06	
178388	302	DPTF	3134A4DX0	FHLAC DEBEENTURE	4.5000	7/15/15	4.919	14,165,000.00	13,764,272.15	13,394,848.95	10/04/06	
178472	302	DPTF	3134A4VC5	FHLAC DEBEENTURE	4.3750	7/17/15	5.079	6,655,000.00	6,326,442.65	6,209,980.15	10/12/06	
178225	302	DPTF	3134A4V86	FHLAC DEBEENTURE	4.7500	11/17/15	5.070	2,105,000.00	2,056,016.65	2,010,275.00	9/21/06	
178609	302	DPTF	3134A4TZ4	FHLAC DEBEENTURE	4.7500	1/19/16	5.181	4,395,000.00	4,256,997.00	4,191,731.25	10/24/06	
178224	302	DPTF	3137EAAD1	FHLAC DEBEENTURE	5.2500	4/18/16	5.087	8,960,000.00	9,069,222.40	8,839,577.60	9/21/06	
178562	302	DPTF	3137EAAG4	FHLAC DEBEENTURE	5.5000	7/18/16	5.141	6,915,000.00	7,102,742.25	6,938,787.60	10/20/06	

PGM: INVS_MONTHEND_INVENTORY
 SOURCE: VISAALQED
 MODEL: INVENTORY
 BASIS: SETTLEMENT
 AS-OP: 6/29/07

R I C H A R D C O R D R A Y
 T R E A S U R E R , S T A T E O F O H I O

I N V E S T M E N T I N V E N T O R Y
 SETTLED POSITIONS AS OF: 6/29/07

INVT#	FUND	GROUP	CUSIP	DESCRIPTION	RATE	MATURITY	YIELD	PAR AMOUNT	BOOK-VALUE	DB\$-MARKET	1ST-PUR
178663	302	DPTF	3137EAJ8	FHLMC DEBENTURE	5.1250	10/18/16	5.027	5,405,000.00	5,445,969.90	5,274,955.70	10/31/06
								153,200,000.00	153,003,796.15	150,728,934.15	
179686	302	DPTF	3134A41K8	FHLMC STRIP		1/15/08	5.199	150,000.00	142,800.00	146,032.50	1/31/07
173190	302	DPTF	3134A20H9	FHLMC STRIP		10/15/08	4.446	780,000.00	682,349.93	730,446.60	9/30/05
179121	302	DPTF	3134A20H9	FHLMC STRIP		10/15/08	4.844	34,000.00	31,106.26	31,839.98	12/04/06
173192	302	DPTF	3128X3RA3	FHLMC STRIP		7/06/09	4.420	789,000.00	669,206.13	711,160.93	9/30/05
159068	302	DPTF	3134A41D6	FHLMC STRIP		7/15/12	4.790	7,521,000.00	4,804,640.43	5,835,468.69	1/27/03
70663	302	DPTF	3134A41M5	FHLMC STRIP		2/01/14	5.900	2,500,000.00	1,020,000.00	1,773,225.00	9/01/98
50454	302	DPTF	3134A41K39	FHLMC STRIP		6/01/15	6.206	6,900,000.00	2,416,863.00	4,532,955.00	4/02/98
70664	302	DPTF	3134A41M20	FHLMC STRIP		3/01/16	5.945	1,900,000.00	681,530.00	1,198,311.00	9/01/98
82960	302	DPTF	3134A41M20	FHLMC STRIP		3/01/16	6.162	3,800,000.00	1,328,860.00	2,396,622.00	11/09/98
178660	302	DPTF	3134A41CT5	FHLMC STRIP		9/15/16	5.130	885,000.00	536,672.85	541,000.50	10/30/06
178759	302	DPTF	3134A3Y83	FHLMC STRIP		3/15/17	5.100	500,000.00	296,810.00	297,130.00	11/07/06
179374	302	DPTF	3134A3Y83	FHLMC STRIP		3/15/17	5.020	429,000.00	258,468.21	254,937.54	12/26/06
178738	302	DPTF	3134A4BK9	FHLMC STRIP		3/15/17	5.047	6,026,000.00	3,595,894.98	3,581,010.76	11/06/06
179375	302	DPTF	3134A3Z33	FHLMC STRIP		9/15/18	5.080	1,698,000.00	943,222.02	922,879.98	12/26/06
178739	302	DPTF	3134A4BN3	FHLMC STRIP		9/15/18	5.117	3,691,000.00	2,027,355.57	2,006,206.14	11/06/06
121236	302	DPTF	3134A41NA4	FHLMC STRIP		1/02/19	6.960	21,000,000.00	5,665,170.00	11,227,650.00	11/08/99
104953	302	DPTF	313400BV4	FHLMC STRIP		11/29/19	6.230	2,695,000.00	762,469.40	1,363,023.20	4/30/99
178664	302	DPTF	313400BV4	FHLMC STRIP		11/29/19	5.278	1,707,000.00	863,605.44	863,332.32	10/30/06
93767	302	DPTF	3134A41R07	FHLMC STRIP		12/02/19	6.151	5,100,000.00	1,438,965.00	2,578,203.00	1/13/99
108426	302	DPTF	3134A41R07	FHLMC STRIP		12/02/19	6.720	1,000,000.00	258,860.00	505,530.00	6/21/99
178674	302	DPTF	3134A4BS2	FHLMC STRIP		9/15/20	5.286	1,146,000.00	555,718.32	552,475.14	10/31/06
178684	302	DPTF	3134A4BS2	FHLMC STRIP		9/15/20	5.220	4,423,000.00	2,164,041.21	2,132,284.07	10/31/06
178680	302	DPTF	3134A4BT0	FHLMC STRIP		3/15/21	5.227	3,286,000.00	1,565,318.96	1,538,965.24	10/31/06
178679	302	DPTF	3134A4BT0	FHLMC STRIP		3/15/21	5.246	6,590,000.00	3,050,379.20	3,001,810.90	10/31/06
178682	302	DPTF	3134A4BU7	FHLMC STRIP		9/15/21	5.319	421,000.00	192,822.21	191,769.71	10/31/06
178666	302	DPTF	3134A4MY7	FHLMC STRIP		1/15/22	5.233	5,619,000.00	2,561,364.96	2,508,153.03	10/30/06
178685	302	DPTF	3134A4BV5	FHLMC STRIP		3/15/22	5.230	4,602,000.00	2,080,702.26	2,035,142.46	10/31/06
178619	302	DPTF	3134A4BW3	FHLMC STRIP		9/15/22	5.406	2,166,000.00	928,044.36	932,203.08	10/25/06
158997	302	DPTF	3134A4ANB6	FHLMC STRIP		7/15/23	6.035	3,400,000.00	1,006,230.00	1,401,548.00	1/23/03
173969	302	DPTF	3134A4CJ1	FHLMC STRIP		9/15/28	5.180	1,252,000.00	391,074.72	393,290.76	12/14/05
								102,010,000.00	42,920,545.42	56,184,627.53	
178779	302	DPTF	31359MWB5	FNMA DEBENTURE	3.0000	8/15/07	5.221	5,830,000.00	5,733,280.30	5,813,617.70	11/08/06
178782	302	DPTF	31359MVZ0	FNMA DEBENTURE	4.2500	9/15/07	5.251	4,695,000.00	4,656,031.50	4,683,262.50	11/08/06

PGM: INVS MONTHEND_INVENTORY
 SOURCE: VISUALQED
 MODEL: INVENTORY
 BASIS: SETTLEMENT
 AS-OF: 6/29/07

RICHARD CORDRAY
 TRASURER, STATE OF OHIO

INVESTMENT INVENTORY
 SETTLED POSITIONS AS OF: 6/29/07

INVT#	FUND	GROUP	CUSIP	DESCRIPTION	RATE	MATURITY	YIELD	PAR AMOUNT	BOOK VALUE	US\$-MARKET	1ST-PDR
178517	302	DPTF	31359MGH0	FNMA DEBENTURE	6.6250	10/15/07	5.192	9,785,000.00	9,918,760.95	9,815,627.05	10/18/06
178484	302	DPTF	31359MWQ2	FNMA DEBENTURE	3.1250	12/15/07	5.215	4,585,000.00	4,477,160.80	4,539,150.00	10/13/06
178603	302	DPTF	31359MZT3	FNMA DEBENTURE	4.6250	1/15/08	5.225	8,415,000.00	8,355,253.50	8,380,835.10	10/24/06
178238	302	DPTF	31359MDU4	FNMA DEBENTURE	6.0000	5/15/08	5.004	6,080,000.00	6,174,179.20	6,114,230.40	9/22/06
178236	302	DPTF	31359MB41	FNMA DEBENTURE	3.8750	7/15/08	5.036	4,865,000.00	4,767,991.90	4,796,598.10	9/22/06
178237	302	DPTF	31359MSQ7	FNMA DEBENTURE	3.2500	8/15/08	4.987	4,435,000.00	4,297,071.50	4,338,006.55	9/22/06
178206	302	DPTF	31359MTF0	FNMA DEBENTURE	3.7500	10/15/08	5.086	3,825,000.00	3,729,604.50	3,758,062.50	9/20/06
178921	302	DPTF	31359MZB9	FNMA DEBENTURE	4.5000	10/15/08	4.997	25,000.00	24,775.25	24,773.50	11/17/06
178211	302	DPTF	31359MTR4	FNMA DEBENTURE	3.3750	12/15/08	5.017	3,490,000.00	3,370,013.80	3,400,586.20	9/20/06
179123	302	DPTF	31359MEK5	FNMA DEBENTURE	5.2500	1/15/09	4.642	55,000.00	55,663.30	55,000.00	12/04/06
178422	302	DPTF	31359MTZ6	FNMA DEBENTURE	3.2500	2/15/09	4.834	2,070,000.00	1,997,653.50	2,007,258.30	10/06/06
178920	302	DPTF	31359MTZ6	FNMA DEBENTURE	3.2500	2/15/09	4.834	2,070,000.00	1,997,653.50	2,007,258.30	10/06/06
178286	302	DPTF	31359ME69	FNMA DEBENTURE	4.8750	4/15/09	4.852	8,335,000.00	8,288,157.30	8,288,157.30	9/28/06
178425	302	DPTF	31359MVR0	FNMA DEBENTURE	4.2500	5/15/09	4.833	4,925,000.00	4,855,212.75	4,844,968.75	10/06/06
178207	302	DPTF	31359MEV1	FNMA DEBENTURE	6.3750	6/15/09	4.993	5,315,000.00	5,500,174.60	5,431,232.20	9/20/06
178430	302	DPTF	31359MEY5	FNMA DEBENTURE	6.6250	9/15/09	4.852	11,140,000.00	11,674,942.80	11,467,293.20	10/06/06
178428	302	DPTF	31359MFG3	FNMA DEBENTURE	7.2500	1/15/10	4.864	6,065,000.00	6,497,616.45	6,356,908.45	10/06/06
178919	302	DPTF	31359MFG3	FNMA DEBENTURE	7.2500	1/15/10	4.960	30,000.00	31,984.20	31,443.90	11/17/06
178273	302	DPTF	31359MEH1	FNMA DEBENTURE	3.8750	2/15/10	4.862	3,115,000.00	3,020,023.65	3,017,656.25	9/27/06
178351	302	DPTF	31359MG92	FNMA DEBENTURE	4.1250	5/15/10	4.839	3,505,000.00	3,422,702.60	3,405,317.80	10/03/06
143511	302	DPTF	31359MFS7	FNMA DEBENTURE	7.1250	6/15/10	6.924	1,000,000.00	1,014,020.00	1,051,880.00	8/10/00
178349	302	DPTF	31359MFS7	FNMA DEBENTURE	7.1250	6/15/10	4.854	3,250,000.00	3,496,902.50	3,418,610.00	10/03/06
178352	302	DPTF	31359MKN7	FNMA DEBENTURE	4.2500	8/15/10	4.852	2,900,000.00	2,838,984.00	2,821,149.00	10/03/06
178473	302	DPTF	31359MGJ6	FNMA DEBENTURE	6.6250	11/15/10	5.074	4,705,000.00	4,971,303.00	4,909,385.20	10/12/06
178628	302	DPTF	31359MF40	FNMA DEBENTURE	4.5000	2/15/11	5.084	3,460,000.00	3,382,565.20	3,383,222.60	10/26/06
179124	302	DPTF	31359MF40	FNMA DEBENTURE	4.5000	2/15/11	4.615	25,000.00	24,889.75	24,445.25	12/04/06
178301	302	DPTF	31359M26	FNMA DEBENTURE	5.1250	4/15/11	5.088	2,175,000.00	2,178,132.00	2,166,843.75	10/26/06
178324	302	DPTF	31359MJH7	FNMA DEBENTURE	6.0000	5/15/11	4.899	4,015,000.00	4,195,795.45	4,120,393.75	9/29/06
178324	302	DPTF	31359MQ3	FNMA DEBENTURE	6.1250	3/15/12	4.930	4,565,000.00	4,822,922.50	4,720,483.90	10/02/06
178649	302	DPTF	31359MT8	FNMA DEBENTURE	4.6250	10/15/13	4.909	8,265,000.00	8,126,313.30	7,942,169.10	9/27/06
178271	302	DPTF	31359MTG8	FNMA DEBENTURE	4.1250	4/15/14	5.023	15,830,000.00	14,953,651.20	14,716,992.70	10/27/06
178387	302	DPTF	31359MA45	FNMA DEBENTURE	5.0000	4/15/15	4.945	5,635,000.00	5,656,356.65	5,497,675.05	10/04/06
178389	302	DPTF	31359M2C0	FNMA DEBENTURE	4.3750	10/15/15	4.941	7,240,000.00	6,944,246.00	6,771,644.40	10/04/06
178453	302	DPTF	31359MH89	FNMA DEBENTURE	5.0000	3/15/16	5.117	720,000.00	713,736.00	698,176.80	10/11/06
178532	302	DPTF	31359MS61	FNMA DEBENTURE	5.3750	7/15/16	5.109	4,705,000.00	4,799,711.65	4,680,016.45	10/18/06
								169,370,000.00	169,303,324.95	167,779,192.25	
25361	302	DPTF	31364BRF9	FNMA MEDIUM TERM NOTE	6.0800	12/15/10	6.202	5,800,000.00	5,736,562.50	5,959,210.00	11/03/97

PGM: INVS MONTHEND_INVENTORY
 SOURCE: VISUALQED
 MODEL: INVENTORY
 BASIS: SETTLEMENT
 AS-OF: 6/29/07

RICHARD CORDRAY
 TREASURER, STATE OF OHIO

INVESTMENT INVENTORY
 SETTLED POSITIONS AS OF: 6/29/07

INVEST#	FUND	GROUP	CUSIP	DESCRIPTION	RATE	MATURITY	YIELD	PAR AMOUNT	BOOK-VALUE	US\$-MARKET	1ST-PUR
148816	302	DPTF	31364BRF9	FNMA MEDIUM TERM NOTE	6.0800	12/15/10	5.940	2,730,000.00	2,757,463.80	2,804,938.50	5/09/01
								8,530,000.00	8,494,026.30	8,764,148.50	
173191	302	DPTF	31358CS31	FNMA STRIP		11/15/07	4.360	954,000.00	870,448.68	936,723.06	9/30/05
179689	302	DPTF	31359YBK2	FNMA STRIP		1/15/10	5.055	150,000.00	129,405.00	131,907.00	1/31/07
89206	302	DPTF	31364DHZ2	FNMA STRIP		4/08/10	5.596	7,000,000.00	3,734,710.00	6,084,190.00	11/20/98
173193	302	DPTF	31359YED5	FNMA STRIP		9/15/10	4.472	895,000.00	718,765.55	760,812.65	9/30/05
48908	302	DPTF	31364DUJ5	FNMA STRIP		10/08/10	6.100	5,145,000.00	2,422,780.50	4,360,438.95	3/26/98
69121	302	DPTF	31364DJB3	FNMA STRIP		4/08/11	5.960	4,231,000.00	2,010,444.27	3,509,276.02	8/07/98
95440	302	DPTF	31358CX27	FNMA STRIP		8/07/11	5.620	4,822,000.00	2,312,802.58	3,758,101.98	2/10/05
173194	302	DPTF	31359YGE1	FNMA STRIP		9/15/11	4.528	319,000.00	244,299.77	257,726.48	9/30/05
173195	302	DPTF	31358C7B6	FNMA STRIP		5/15/12	4.556	2,563,000.00	1,901,665.37	2,018,029.31	9/30/05
70369	302	DPTF	31358AKL0	FNMA STRIP		8/12/12	5.880	5,000,000.00	2,227,060.46	3,853,100.00	8/28/98
173950	302	DPTF	31359YER7	FNMA STRIP		1/15/13	4.985	483,000.00	340,640.58	363,254.64	12/12/05
96171	302	DPTF	31358CX50	FNMA STRIP		2/07/13	5.940	3,200,000.00	1,410,784.00	2,399,424.00	2/10/99
173951	302	DPTF	31359YBT3	FNMA STRIP		1/15/14	5.035	407,000.00	272,173.11	289,389.21	12/12/05
634	302	DPTF	313586QR3	FNMA STRIP		7/05/14	7.417	10,000,000.00	2,483,300.00	6,911,600.00	5/22/95
3584	302	DPTF	313586QR3	FNMA STRIP		7/05/14	7.250	6,000,000.00	1,679,940.00	4,146,960.00	8/20/96
47369	302	DPTF	313586QR3	FNMA STRIP		7/05/14	6.295	14,000,000.00	5,091,520.00	9,676,240.00	3/10/98
48911	302	DPTF	31364DUK3	FNMA STRIP		4/08/15	6.205	5,645,000.00	1,993,531.75	3,723,272.65	3/26/98
48915	302	DPTF	31364DJL1	FNMA STRIP		10/08/15	6.225	9,045,000.00	3,087,601.20	5,800,829.85	3/26/98
173952	302	DPTF	31359YBX4	FNMA STRIP		1/15/16	5.100	375,000.00	225,585.00	238,091.25	12/12/05
178745	302	DPTF	31359YBX4	FNMA STRIP		1/15/16	5.057	1,686,000.00	1,065,366.54	1,070,458.26	11/06/06
51248	302	DPTF	31364DJM9	FNMA STRIP		4/08/16	6.260	5,000,000.00	1,650,550.00	3,119,550.00	4/15/98
51249	302	DPTF	31364DJN7	FNMA STRIP		10/08/16	6.262	5,000,000.00	1,599,900.00	3,027,350.00	4/15/98
178667	302	DPTF	31358C7L4	FNMA STRIP		11/15/16	5.949	10,495,000.00	6,361,019.50	6,347,166.10	10/30/06
173953	302	DPTF	31359YBZ9	FNMA STRIP		1/15/17	5.100	317,000.00	181,355.70	190,244.38	12/13/05
99045	302	DPTF	31359MEL3	FNMA STRIP		6/01/17	6.225	10,000,000.00	3,279,700.00	6,007,200.00	3/24/99
95441	302	DPTF	31358CY67	FNMA STRIP		8/07/17	5.910	5,005,000.00	1,704,730.00	2,902,399.50	2/10/99
70667	302	DPTF	31358ACK4	FNMA STRIP		2/01/18	5.978	2,000,000.00	637,320.00	1,089,020.00	9/01/98
82961	302	DPTF	008452CL6	FNMA STRIP		2/12/18	6.158	2,007,000.00	624,136.86	1,130,101.56	11/09/98
173954	302	DPTF	31359YCD7	FNMA STRIP		1/15/19	5.190	317,000.00	162,107.46	169,205.09	12/13/05
179698	302	DPTF	31359YCD7	FNMA STRIP		1/15/19	5.375	150,000.00	79,561.50	80,065.50	1/31/07
70368	302	DPTF	31358ACK0	FNMA STRIP		2/01/19	5.995	270,000.00	80,796.73	139,050.00	8/28/98
104954	302	DPTF	31358ACK0	FNMA STRIP		2/01/19	6.310	5,665,000.00	1,660,981.45	2,917,475.00	4/30/99
178654	302	DPTF	31358C7R1	FNMA STRIP		5/15/19	5.235	3,225,000.00	1,686,030.00	1,685,901.00	10/27/06
3448	302	DPTF	313586RC5	FNMA STRIP		10/09/19	7.220	1,500,000.00	290,220.00	750,795.00	8/12/96
104952	302	DPTF	313586RC5	FNMA STRIP		10/09/19	6.231	2,500,000.00	713,225.00	1,251,325.00	4/30/99

PGM: INVS MONTHEND_INVENTORY
 SOURCE: VISUALQED
 MODEL: INVENTORY
 BASIS: SETTLEMENT
 AS-OF: 6/29/07

RICHARD CORDRAY
 TREASURER, STATE OF OHIO

INVESTMENT INVENTORY
 SETTLED POSITIONS AS OF: 6/29/07

INVST#	FUND	GROUP	CUSIP	DESCRIPTION	RATE	MATURITY	YIELD	PAR AMOUNT	BOOK-VALUE	US\$-MARKET	1ST-PUR	
178663	302	DPTF	31358C7S9	FNMA STRIP		11/15/19	5.260	651,000.00	330,760.08	329,952.84	10/30/06	
147427	302	DPTF	31359YCF2	FNMA STRIP		1/15/20	6.341	1,140,000.00	351,302.40	572,542.20	3/07/01	
173955	302	DPTF	31359YCF2	FNMA STRIP		1/15/20	5.240	314,000.00	151,508.14	157,700.22	12/13/05	
147428	302	DPTF	31359YCG0	FNMA STRIP		7/15/20	6.341	1,140,000.00	340,506.60	554,906.40	3/07/01	
178426	302	DPTF	31359YCG0	FNMA STRIP		7/15/20	5.183	5,919,000.00	2,925,051.42	2,881,132.44	10/06/06	
178740	302	DPTF	31364DNW2	FNMA STRIP		11/15/20	5.237	6,783,000.00	3,285,074.73	3,237,254.58	11/06/06	
128968	302	DPTF	31364DNW2	FNMA STRIP		3/23/21	7.085	4,000,000.00	918,760.00	1,853,440.00	2/07/00	
178652	302	DPTF	31358C7V2	FNMA STRIP		5/15/21	5.310	4,895,000.00	2,283,419.60	2,269,370.95	10/27/06	
173956	302	DPTF	31359YCK1	FNMA STRIP		1/15/22	5.250	318,000.00	138,142.38	141,948.84	12/13/05	
173957	302	DPTF	31359YCM7	FNMA STRIP		1/15/23	5.250	317,000.00	130,752.99	134,201.95	12/13/05	
143510	302	DPTF	31358CZ90	FNMA STRIP		2/07/23	6.830	2,135,000.00	471,386.65	900,777.85	8/10/00	
108978	302	DPTF	31358C2A3	FNMA STRIP		8/07/23	6.850	3,000,000.00	591,450.00	1,232,970.00	6/28/99	
147429	302	DPTF	31359YCF0	FNMA STRIP		1/15/24	6.271	1,143,000.00	278,697.69	457,348.59	3/07/01	
173958	302	DPTF	31359YCF0	FNMA STRIP		1/15/24	5.250	279,000.00	109,267.56	111,636.27	12/13/05	
143509	302	DPTF	31358C2B1	FNMA STRIP		2/07/24	6.800	1,505,000.00	312,829.30	599,908.05	8/10/00	
132101	302	DPTF	31358C2D7	FNMA STRIP		8/07/24	6.710	4,405,000.00	879,017.75	1,707,686.35	3/06/00	
173959	302	DPTF	31359YCR6	FNMA STRIP		1/15/25	5.290	266,000.00	98,180.60	100,641.10	12/13/05	
143508	302	DPTF	31358C2D7	FNMA STRIP		2/07/25	6.790	2,195,000.00	427,761.60	827,668.65	8/10/00	
128970	302	DPTF	31364DKF2	FNMA STRIP		4/08/25	6.960	1,250,000.00	223,375.00	461,000.00	2/07/01	
147430	302	DPTF	31359YCT2	FNMA STRIP		1/15/26	6.241	2,350,000.00	510,114.50	843,720.50	3/07/01	
173960	302	DPTF	31359YCT2	FNMA STRIP		1/15/26	5.230	267,000.00	94,640.82	95,861.01	12/13/05	
152858	302	DPTF	31364DKL9	FNMA STRIP		10/08/27	6.610	2,617,000.00	488,018.16	848,117.36	12/11/01	
173965	302	DPTF	31359YCX3	FNMA STRIP		1/15/28	5.250	513,000.00	163,318.68	166,678.83	12/14/05	
173971	302	DPTF	31359YCX1	FNMA STRIP		7/15/28	5.270	402,000.00	124,161.72	127,345.56	12/14/05	
173966	302	DPTF	31359YCX8	FNMA STRIP		1/15/29	5.230	513,000.00	155,772.45	158,681.16	12/14/05	
173967	302	DPTF	31359YD80	FNMA STRIP		1/15/30	5.180	513,000.00	149,678.01	151,119.54	12/14/05	
173972	302	DPTF	31359YEA1	FNMA STRIP		5/15/30	5.180	1,558,000.00	446,896.72	452,489.94	12/14/05	
									185,559,000.00	71,313,877.11	112,472,774.62	
162140	302	DPTF	31771C3Z6	FICO STRIP		9/07/09	4.051	750,000.00	587,107.96	671,212.50	7/29/03	
162141	302	DPTF	31771J3V0	FICO STRIP		9/26/09	4.051	265,000.00	207,007.40	236,546.95	7/29/03	
162142	302	DPTF	31771CVF9	FICO STRIP		2/03/10	4.193	748,000.00	570,903.52	656,138.12	7/29/03	
162143	302	DPTF	31771DBZ5	FICO STRIP		4/05/13	4.975	750,000.00	466,020.00	557,227.50	7/29/03	
162144	302	DPTF	31771CWR1	FICO STRIP		5/30/16	5.577	400,000.00	197,431.94	248,764.00	7/29/03	
178656	302	DPTF	31771KAA5	FICO STRIP		9/26/19	5.200	3,991,000.00	2,056,682.03	2,056,362.75	10/27/06	
									6,904,000.00	4,085,152.85	4,426,251.82	

PGM: INVS_MONTHEMND_INVENTORY
SOURCE: VISUALQMD
MODEL: INVENTORY
BASIS: SETTLEMENT
AS-OF: 6/29/07

RICHARD CORDRAY
TREASURER, STATE OF OHIO
INVESTMENT INVENTORY
SETTLED POSITIONS AS OF: 6/29/07

INVT#	FUND	GROUP	CUSIP	DESCRIPTION	RATE	MATURITY	YIELD	PAR AMOUNT	BOOK-VALUE	US\$-MARKET	IST-PTR
146173	302	DPTF	STAR30210	STAR OHIO 27044	5.1700			1,928,037.24	1,928,037.24	1,928,037.24	12/31/00
								1,928,037.24	1,928,037.24		
178608	302	DPTF	88059LDB5	TVA DEBENTURE	5.3750	11/13/08	5.158	8,585,000.00	8,620,541.90	8,604,917.20	10/24/06
178339	302	DPTF	88059LCW0	TVA DEBENTURE	6.0000	3/15/13	4.968	9,905,000.00	10,463,146.75	10,231,270.70	10/02/06
178610	302	DPTF	88059LDW9	TVA DEBENTURE	4.7500	8/01/13	5.141	6,500,000.00	6,355,765.00	6,299,800.00	10/24/06
148636	302	DPTF	88059LCU4	TVA DEBENTURE	6.2500	12/15/17	6.335	6,250,000.00	6,195,312.50	6,626,062.50	5/01/01
178261	302	DPTF	88059LCU4	TVA DEBENTURE	6.2500	12/15/17	4.944	12,120,000.00	13,469,440.80	12,849,260.40	9/26/06
								43,360,000.00	45,104,206.95	44,611,310.80	
88311	302	DPTF	88059ELY8	TVA STRIP		1/15/09	5.520	7,669,000.00	4,411,438.87	7,095,205.42	11/19/98
51251	302	DPTF	88059EGG3	TVA STRIP		11/01/09	6.090	6,000,000.00	3,001,740.00	5,335,200.00	4/15/98
51309	302	DPTF	88059EBN3	TVA STRIP		10/15/10	6.090	1,000,000.00	472,500.00	847,600.00	4/16/98
87366	302	DPTF	88059EBN3	TVA STRIP		10/15/10	5.626	4,527,000.00	2,338,104.96	3,837,085.20	11/18/98
50812	302	DPTF	88059EGL2	TVA STRIP		11/01/11	6.125	11,000,000.00	4,853,750.00	8,835,530.00	4/09/98
179691	302	DPTF	88059EBR1	TVA STRIP		1/15/12	5.051	150,000.00	117,150.00	119,101.50	1/31/07
70661	302	DPTF	88059EBR4	TVA STRIP		4/15/12	5.832	6,000,000.00	2,742,000.00	4,733,580.00	9/01/98
93327	302	DPTF	88059EGM0	TVA STRIP		5/01/12	5.716	19,000,000.00	8,967,240.00	14,984,160.00	1/05/99
52856	302	DPTF	88059EGP3	TVA STRIP		5/01/13	6.290	1,266,000.00	500,019.36	937,764.18	5/01/98
74136	302	DPTF	88059EGP3	TVA STRIP		5/01/13	5.750	940,000.00	410,704.80	696,286.20	9/23/98
141239	302	DPTF	88059EGP3	TVA STRIP		5/01/13	6.950	7,000,000.00	2,786,770.00	5,185,110.00	11/08/99
51310	302	DPTF	88059EGQ1	TVA STRIP		11/01/13	6.200	1,000,000.00	387,150.00	720,200.00	4/16/98
70370	302	DPTF	88059EKS2	TVA STRIP		12/15/13	5.930	1,055,000.00	431,539.44	754,398.85	8/28/98
178737	302	DPTF	88059EMN1	TVA STRIP		1/15/16	5.057	4,000,000.00	2,537,560.00	2,541,160.00	11/06/06
178744	302	DPTF	88059EMN1	TVA STRIP		1/15/16	5.115	1,303,000.00	819,078.83	827,782.87	11/06/06
96115	302	DPTF	88059EMR2	TVA STRIP		7/15/17	6.020	7,000,000.00	2,343,740.00	4,072,670.00	2/04/99
50811	302	DPTF	88059EGY4	TVA STRIP		11/01/17	6.220	7,000,000.00	2,112,250.00	4,004,840.00	4/09/98
50809	302	DPTF	88059EGZ1	TVA STRIP		5/01/18	6.260	2,250,000.00	653,355.00	1,250,167.50	4/09/98
178665	302	DPTF	88059EHC1	TVA STRIP		11/01/19	5.360	367,000.00	184,487.23	186,373.61	10/30/06
178655	302	DPTF	88059EMW1	TVA STRIP		1/15/20	5.320	6,099,000.00	3,047,060.40	3,061,149.09	10/27/06
178620	302	DPTF	88059EHO0	TVA STRIP		5/01/22	5.485	1,512,000.00	652,987.44	663,541.20	10/25/06
179128	302	DPTF	88059EHO0	TVA STRIP		5/01/22	5.100	718,000.00	330,466.68	315,094.30	12/04/06
50860	302	DPTF	88059EJ6	TVA STRIP		11/01/22	6.260	14,828,000.00	3,264,977.32	6,335,411.28	4/13/98
179702	302	DPTF	88059ENC4	TVA STRIP		1/15/23	5.440	150,000.00	63,690.00	63,384.00	1/31/07
148969	302	DPTF	88059EHL1	TVA STRIP		11/01/23	6.985	2,401,000.00	470,668.03	970,604.25	2/07/00
								114,235,000.00	47,890,428.36	78,373,399.45	

PGM: INVS_MONTHEND_INVENTORY
 SOURCE: VisualQED
 MODEL: INVENTORY
 BASIS: SETTLEMENT
 AS-OF: 6/29/07

RICHARD CORDRAY
 TREASURER, STATE OF OHIO

INVESTMENT INVENTORY
 SETTLED POSITIONS AS OF: 6/29/07

INVS#	FUND	GROUP	CUSIP	DESCRIPTION	RATE	MATURITY	YIELD	PAR AMOUNT	BOOK VALUE	US\$-MARKET	1ST-PUR
178318	302	DPTF	912820CA3	US TREASURY STRIP (P)		8/15/07	5.950	50,000.00	47,931.50	49,721.50	10/04/06
178573	302	DPTF	912820CA3	US TREASURY STRIP (P)		8/15/07	5.060	138,000.00	132,562.80	137,231.34	10/26/06
178983	302	DPTF	912820CA3	US TREASURY STRIP (P)		8/15/07	4.880	50,000.00	48,306.50	49,721.50	11/28/06
179281	302	DPTF	912820HK6	US TREASURY STRIP (P)		11/15/07	4.921	250,000.00	239,195.00	245,545.00	12/18/06
180355	302	DPTF	912820CQ8	US TREASURY STRIP (P)		2/15/08	4.890	50,000.00	47,941.50	48,482.00	4/03/07
180507	302	DPTF	912820HQ3	US TREASURY STRIP (P)		2/15/08	5.019	100,000.00	95,896.00	96,964.00	4/12/07
180723	302	DPTF	912820HQ3	US TREASURY STRIP (P)		2/15/08	4.969	100,000.00	96,170.00	96,964.00	4/30/07
181154	302	DPTF	912820CY1	US TREASURY STRIP (P)		5/15/08	5.010	50,000.00	47,688.50	47,882.50	5/31/07
181402	302	DPTF	912820CY1	US TREASURY STRIP (P)		5/15/08	5.030	50,000.00	47,847.50	47,882.50	6/26/07
178319	302	DPTF	912820JD0	US TREASURY STRIP (P)		8/15/08	4.670	50,000.00	45,877.00	47,311.00	10/04/06
178574	302	DPTF	912820JD0	US TREASURY STRIP (P)		8/15/08	4.849	138,000.00	126,570.84	130,578.36	10/26/06
178984	302	DPTF	912820JD0	US TREASURY STRIP (P)		8/15/08	4.680	50,000.00	46,187.00	47,311.00	11/28/06
179282	302	DPTF	912820MH7	US TREASURY STRIP (P)		11/15/08	4.650	250,000.00	228,997.50	233,682.50	12/18/06
180356	302	DPTF	912820JW8	US TREASURY STRIP (P)		2/15/09	4.590	50,000.00	45,931.50	46,181.50	4/03/07
180508	302	DPTF	912820JW8	US TREASURY STRIP (P)		2/15/09	4.775	100,000.00	91,661.00	92,363.00	4/12/07
180724	302	DPTF	912820JW8	US TREASURY STRIP (P)		2/15/09	4.645	100,000.00	92,086.00	92,363.00	4/30/07
181155	302	DPTF	912820DV6	US TREASURY STRIP (P)		5/15/09	4.852	50,000.00	45,523.00	45,637.50	5/31/07
181403	302	DPTF	912820DV6	US TREASURY STRIP (P)		5/15/09	4.995	50,000.00	45,558.00	45,637.50	6/26/07
178320	302	DPTF	912820REAL	US TREASURY STRIP (P)		8/15/09	4.590	50,000.00	43,905.50	45,105.50	10/04/06
178575	302	DPTF	912820REAL	US TREASURY STRIP (P)		8/15/09	4.778	138,000.00	120,885.24	124,491.18	10/26/06
178985	302	DPTF	912820REAL	US TREASURY STRIP (P)		8/15/09	4.600	50,000.00	44,193.00	45,105.50	11/28/06
179283	302	DPTF	912820NU7	US TREASURY STRIP (P)		11/15/09	4.542	250,000.00	219,382.50	222,855.00	12/18/06
179125	302	DPTF	912820RM5	US TREASURY STRIP (P)		2/15/10	4.390	16,000.00	13,925.12	14,094.40	12/04/06
180357	302	DPTF	912820RM5	US TREASURY STRIP (P)		2/15/10	4.500	50,000.00	44,004.50	44,045.00	4/03/07
180725	302	DPTF	912820LH8	US TREASURY STRIP (P)		2/15/10	4.520	100,000.00	88,254.00	88,090.00	4/30/07
180509	302	DPTF	912820LH8	US TREASURY STRIP (P)		2/15/10	4.670	100,000.00	87,691.00	88,090.00	4/12/07
181404	302	DPTF	912820LR6	US TREASURY STRIP (P)		5/15/10	5.000	50,000.00	43,358.50	43,625.50	6/26/07
181156	302	DPTF	912833JU5	US TREASURY STRIP (P)		5/15/10	4.745	50,000.00	43,526.50	43,564.00	5/31/07
178321	302	DPTF	912820FT9	US TREASURY STRIP (P)		8/15/10	4.550	50,000.00	42,021.00	43,005.00	10/04/06
178986	302	DPTF	912820FT9	US TREASURY STRIP (P)		8/15/10	4.525	50,000.00	42,343.00	43,005.00	11/28/06
178576	302	DPTF	912820MA2	US TREASURY STRIP (P)		8/15/10	4.743	138,000.00	115,459.08	118,693.80	10/26/06
179284	302	DPTF	912820MJ3	US TREASURY STRIP (P)		11/15/10	4.494	250,000.00	210,132.50	213,215.00	12/18/06
180358	302	DPTF	912820GC5	US TREASURY STRIP (P)		2/15/11	4.540	50,000.00	42,025.50	42,023.00	4/03/07
180510	302	DPTF	912820GC5	US TREASURY STRIP (P)		2/15/11	4.610	100,000.00	83,924.00	84,046.00	4/12/07
180726	302	DPTF	912820GC5	US TREASURY STRIP (P)		2/15/11	4.445	100,000.00	84,631.00	84,046.00	4/30/07
181157	302	DPTF	912833JW1	US TREASURY STRIP (P)		5/15/11	4.480	50,000.00	41,960.50	41,852.50	5/31/07
181405	302	DPTF	912833JW1	US TREASURY STRIP (P)		5/15/11	4.715	50,000.00	41,718.00	41,852.50	6/26/07
178322	302	DPTF	912820GL5	US TREASURY STRIP (P)		8/15/11	4.520	50,000.00	40,230.00	40,911.00	10/04/06
178577	302	DPTF	912820GL5	US TREASURY STRIP (P)		8/15/11	4.680	138,000.00	110,497.98	112,914.36	10/26/06

PGM: INVS_MONTHEND_INVENTORY
 SOURCE: VISUALQED
 MODEL: INVENTORY
 BASIS: SETTLEMENT
 AS-OF: 6/29/07

RICHARD CORDRAY
 TREASURER, STATE OF OHIO

INVESTMENT INVENTORY

SETTLED POSITIONS AS OF: 6/29/07

INVT#	FUND	GROUP	CUSIP	DESCRIPTION	RATE	MATURITY	YIELD	PAR AMOUNT	BOOK-VALUE	US\$-MARKET	1ST-PUR
178987	302	DFTF	912833DA5	US TREASURY STRIP		8/15/11	4.445	50,000.00	40,640.00	41,076.00	11/28/06
179285	302	DFTF	912820NK1	US TREASURY STRIP (P)		11/30/11	4.486	250,000.00	200,705.00	201,720.00	12/18/06
180359	302	DFTF	912820GV3	US TREASURY STRIP (P)		2/15/12	4.460	50,000.00	40,334.00	39,944.50	4/03/07
180511	302	DFTF	912820GV3	US TREASURY STRIP (P)		2/15/12	4.620	100,000.00	80,147.00	79,889.00	4/12/07
180727	302	DFTF	912820GV3	US TREASURY STRIP (P)		2/15/12	4.470	100,000.00	80,896.00	79,889.00	4/30/07
181158	302	DFTF	912833JY7	US TREASURY STRIP		5/15/12	4.460	50,000.00	40,181.00	39,934.00	5/31/07
181406	302	DFTF	912833JY7	US TREASURY STRIP		5/15/12	4.740	50,000.00	39,771.00	39,934.00	6/26/07
178323	302	DFTF	912820HF7	US TREASURY STRIP (P)		8/15/12	4.550	50,000.00	38,405.50	39,044.00	10/04/06
178578	302	DFTF	912820HF7	US TREASURY STRIP (P)		8/15/12	4.724	138,000.00	105,240.18	107,761.44	10/26/06
178988	302	DFTF	912820HF7	US TREASURY STRIP (P)		8/15/12	4.490	50,000.00	38,794.00	39,044.00	11/28/06
179286	302	DFTF	912820HL4	US TREASURY STRIP (P)		11/15/12	4.484	250,000.00	192,372.50	192,775.00	12/18/06
180360	302	DFTF	912820HR1	US TREASURY STRIP (P)		2/15/13	4.495	50,000.00	38,516.50	38,070.50	4/03/07
180512	302	DFTF	912820HR1	US TREASURY STRIP (P)		2/15/13	4.650	100,000.00	76,438.00	76,141.00	4/12/07
180728	302	DFTF	912820HR1	US TREASURY STRIP (P)		2/15/13	4.500	100,000.00	77,266.00	76,141.00	4/30/07
181159	302	DFTF	912833KA7	US TREASURY STRIP		5/15/13	4.782	50,000.00	37,732.00	37,547.00	5/31/07
181407	302	DFTF	912833KA7	US TREASURY STRIP		5/15/13	5.030	50,000.00	37,323.50	37,547.00	6/26/07
178325	302	DFTF	912820JB8	US TREASURY STRIP (P)		8/15/13	4.550	50,000.00	36,715.50	36,937.00	10/04/06
178579	302	DFTF	912820JB8	US TREASURY STRIP (P)		8/15/13	4.765	138,000.00	100,165.92	101,946.12	10/26/06
178989	302	DFTF	912833DE7	US TREASURY STRIP		8/15/13	4.485	50,000.00	37,121.50	37,136.00	11/28/06
179287	302	DFTF	912820JN8	US TREASURY STRIP (P)		11/15/13	4.516	250,000.00	183,630.00	182,302.50	12/18/06
180361	302	DFTF	912820JK6	US TREASURY STRIP (P)		2/15/14	4.570	50,000.00	36,656.50	36,011.00	4/03/07
180513	302	DFTF	912833DF4	US TREASURY STRIP		2/15/14	4.710	100,000.00	72,711.00	72,162.00	4/12/07
180729	302	DFTF	912833DF4	US TREASURY STRIP		2/15/14	4.565	100,000.00	73,585.00	72,162.00	4/30/07
181160	302	DFTF	912833KC3	US TREASURY STRIP		5/15/14	4.850	50,000.00	35,825.50	35,567.50	5/31/07
181408	302	DFTF	912833KC3	US TREASURY STRIP		5/15/14	5.115	50,000.00	35,312.50	35,567.50	6/26/07
178326	302	DFTF	912833DG2	US TREASURY STRIP		8/15/14	4.630	50,000.00	34,885.50	35,129.50	10/04/06
178580	302	DFTF	912833DG2	US TREASURY STRIP		8/15/14	4.783	138,000.00	95,427.00	96,957.42	10/26/06
178990	302	DFTF	912833DG2	US TREASURY STRIP		8/15/14	4.555	50,000.00	35,324.00	35,129.50	11/28/06
179288	302	DFTF	912833KD1	US TREASURY STRIP		11/15/14	4.529	250,000.00	175,435.00	173,360.00	12/18/06
179694	302	DFTF	912833KD1	US TREASURY STRIP		11/15/14	4.848	150,000.00	103,281.00	104,016.00	1/31/07
180514	302	DFTF	912803AA1	US TREASURY STRIP (P)		2/15/15	4.765	100,000.00	69,136.00	68,183.00	4/12/07
180730	302	DFTF	912803AA1	US TREASURY STRIP (P)		2/15/15	4.640	100,000.00	69,936.00	68,183.00	4/30/07
180362	302	DFTF	912833DH0	US TREASURY STRIP		2/15/15	4.630	50,000.00	34,875.50	34,117.00	4/03/07
181161	302	DFTF	912833KE9	US TREASURY STRIP		5/15/15	4.870	50,000.00	34,096.00	33,691.50	5/31/07
181409	302	DFTF	912833KE9	US TREASURY STRIP		5/15/15	5.165	50,000.00	33,444.50	33,691.50	6/26/07
178327	302	DFTF	912833JT8	US TREASURY STRIP		8/15/15	4.660	50,000.00	33,238.00	33,271.50	10/04/06
178581	302	DFTF	912833JT8	US TREASURY STRIP		8/15/15	4.806	138,000.00	90,841.26	91,829.34	10/26/06
178991	302	DFTF	912833JT8	US TREASURY STRIP		8/15/15	4.580	50,000.00	33,696.50	33,271.50	11/28/06
179289	302	DFTF	912833KF6	US TREASURY STRIP		11/15/15	4.583	250,000.00	166,962.50	164,017.50	12/18/06

PGH: INVS_MONTHEND_INVENTORY
 SOURCE: VisualQED
 MODEL: INVENTORY
 BASIS: SETTLEMENT
 AS-OP: 6/29/07

RICHARD CORDRAY
 TREASURER, STATE OF OHIO

INVESTMENT INVENTORY
 SETTLED POSITIONS AS OF: 6/29/07

INVT#	FUND	GROUP	CUSIP	DESCRIPTION	RATE	MATURITY	YIELD	PAR AMOUNT	BOOK-VALUE	US\$-MARKET	IST-PUR
179695	302	DPTF	912833KF6	US TREASURY STRIP		11/15/15	4.890	150,000.00	98,097.00	98,410.50	1/31/07
180363	302	DPTF	912833KG4	US TREASURY STRIP		2/15/16	4.660	50,000.00	33,228.50	32,420.00	4/03/07
180515	302	DPTF	912833KG4	US TREASURY STRIP		2/15/16	4.785	100,000.00	65,819.00	64,840.00	4/12/07
180731	302	DPTF	912833KH2	US TREASURY STRIP		2/15/16	4.655	100,000.00	66,715.00	64,840.00	4/30/07
181162	302	DPTF	912833KH2	US TREASURY STRIP		5/15/16	4.900	50,000.00	32,409.00	31,987.50	5/31/07
181140	302	DPTF	912833KH2	US TREASURY STRIP		5/15/16	5.185	50,000.00	31,727.00	31,987.50	6/26/07
178328	302	DPTF	912833KJ8	US TREASURY STRIP		8/15/16	4.710	50,000.00	31,589.00	31,559.50	10/04/06
178582	302	DPTF	912833KJ8	US TREASURY STRIP		8/15/16	4.869	138,000.00	86,107.86	87,104.22	10/26/06
178992	302	DPTF	912833KK5	US TREASURY STRIP		8/15/16	4.635	50,000.00	32,037.00	31,559.50	11/28/06
179290	302	DPTF	912833KK5	US TREASURY STRIP		11/15/16	4.629	250,000.00	158,857.50	155,392.50	12/18/06
180364	302	DPTF	912833KL3	US TREASURY STRIP		2/15/17	4.700	50,000.00	31,610.50	30,744.50	4/03/07
180516	302	DPTF	912833KL3	US TREASURY STRIP		2/15/17	4.820	100,000.00	62,568.00	61,489.00	4/12/07
180732	302	DPTF	912833KL3	US TREASURY STRIP		2/15/17	4.680	100,000.00	63,562.00	61,489.00	4/30/07
181163	302	DPTF	912833KML	US TREASURY STRIP		5/15/17	4.970	50,000.00	30,668.50	30,212.50	5/31/07
181411	302	DPTF	912833KML	US TREASURY STRIP		5/15/17	5.255	50,000.00	29,941.00	30,212.50	6/26/07
178329	302	DPTF	912833KN9	US TREASURY STRIP		8/15/17	4.750	50,000.00	30,024.50	29,829.50	10/04/06
178583	302	DPTF	912833KN9	US TREASURY STRIP		8/15/17	4.903	138,000.00	81,769.14	82,329.42	10/26/06
178993	302	DPTF	912833KP4	US TREASURY STRIP		8/15/17	4.655	50,000.00	30,538.00	29,829.50	11/28/06
179291	302	DPTF	912833KP4	US TREASURY STRIP		11/15/17	4.677	250,000.00	150,977.50	147,107.50	12/18/06
179697	302	DPTF	912833KQ2	US TREASURY STRIP		11/15/17	4.994	150,000.00	88,105.50	88,264.50	1/31/07
180365	302	DPTF	912833KQ2	US TREASURY STRIP		2/15/18	4.790	50,000.00	29,888.50	29,017.50	4/03/07
180517	302	DPTF	912833KQ2	US TREASURY STRIP		2/15/18	4.910	100,000.00	59,092.00	58,035.00	4/12/07
180733	302	DPTF	912833KQ2	US TREASURY STRIP		2/15/18	4.775	100,000.00	60,084.00	58,035.00	4/30/07
181164	302	DPTF	912833KR0	US TREASURY STRIP		5/15/18	5.010	50,000.00	29,074.50	28,618.00	5/31/07
181412	302	DPTF	912833KR0	US TREASURY STRIP		5/15/18	5.295	50,000.00	28,307.00	28,618.00	6/26/07
178330	302	DPTF	912833KS8	US TREASURY STRIP		8/15/18	4.790	50,000.00	28,515.00	28,222.50	10/04/06
178584	302	DPTF	912833KS8	US TREASURY STRIP		8/15/18	4.940	138,000.00	77,571.18	77,894.10	10/26/06
178994	302	DPTF	912833KS8	US TREASURY STRIP		8/15/18	4.687	50,000.00	29,058.00	28,222.50	11/28/06
179292	302	DPTF	912833KT6	US TREASURY STRIP		11/15/18	4.700	250,000.00	143,770.00	139,000.00	12/18/06
180366	302	DPTF	912833KU3	US TREASURY STRIP		2/15/19	4.850	50,000.00	28,309.50	27,506.00	4/03/07
180518	302	DPTF	912833KU3	US TREASURY STRIP		2/15/19	4.975	100,000.00	55,873.00	55,012.00	4/12/07
181165	302	DPTF	912833KV1	US TREASURY STRIP		5/15/19	5.077	50,000.00	27,454.00	27,060.50	5/31/07
181413	302	DPTF	912833KV1	US TREASURY STRIP		5/15/19	5.340	50,000.00	26,726.00	27,060.50	6/26/07
178331	302	DPTF	912833KW9	US TREASURY STRIP		8/15/19	4.850	50,000.00	26,992.50	26,681.00	10/04/06
178585	302	DPTF	912833KW9	US TREASURY STRIP		8/15/19	5.001	138,000.00	73,316.64	73,639.56	10/26/06
178995	302	DPTF	912833KW9	US TREASURY STRIP		8/15/19	4.745	50,000.00	27,543.00	26,681.00	11/28/06
179293	302	DPTF	912833KX7	US TREASURY STRIP		11/15/19	4.763	250,000.00	136,157.50	131,372.50	12/18/06
180367	302	DPTF	912833KY5	US TREASURY STRIP		2/15/20	4.910	50,000.00	26,782.00	25,935.00	4/03/07
180519	302	DPTF	912833KY5	US TREASURY STRIP		2/15/20	5.030	100,000.00	52,828.00	51,870.00	4/12/07

PGM: INVS_MONTHEND_INVENTORY
SOURCE: VisualQED
MODEL: INVENTORY
BASIS: SETTLEMENT
AS-OF: 6/29/07

RICHARD CORDRAY
TREASURER, STATE OF OHIO

INVESTMENT INVENTORY
SETTLED POSITIONS AS OF: 6/29/07

INVT#	FUND	GROUP	CUSIP	DESCRIPTION	RATE	MATURITY	YIELD	PAR AMOUNT	BOOK VALUE	US\$-MARKET	1ST-PUR
180735	302	DPTF	912833KY5	US TREASURY STRIP		2/15/20	4.880	100,000.00	53,960.00	51,870.00	4/30/07
181166	302	DPTF	912833KZ2	US TREASURY STRIP		5/15/20	5.143	50,000.00	25,897.50	25,503.50	5/31/07
181414	302	DPTF	912833KZ2	US TREASURY STRIP		5/15/20	5.400	50,000.00	25,164.00	25,503.50	6/26/07
178332	302	DPTF	912833LA6	US TREASURY STRIP		8/15/20	4.900	50,000.00	25,556.00	25,172.50	10/04/06
178586	302	DPTF	912833LA6	US TREASURY STRIP		8/15/20	5.050	138,000.00	69,324.30	69,476.10	10/26/06
178996	302	DPTF	912833LA6	US TREASURY STRIP		8/15/20	4.795	50,000.00	26,106.00	25,172.50	11/28/06
179294	302	DPTF	912833LB4	US TREASURY STRIP		11/15/20	4.806	250,000.00	129,142.50	124,065.00	12/18/06
180368	302	DPTF	912833LC2	US TREASURY STRIP		2/15/21	4.960	50,000.00	25,342.00	24,490.00	4/03/07
180520	302	DPTF	912833LC2	US TREASURY STRIP		2/15/21	5.058	100,000.00	50,081.00	48,980.00	4/12/07
180736	302	DPTF	912833LC2	US TREASURY STRIP		2/15/21	4.950	100,000.00	50,838.00	48,980.00	4/30/07
181167	302	DPTF	912833LD0	US TREASURY STRIP		5/15/21	5.180	50,000.00	24,490.50	24,138.50	5/31/07
181415	302	DPTF	912833LD0	US TREASURY STRIP		5/15/21	5.425	50,000.00	23,777.50	24,138.50	6/26/07
178333	302	DPTF	912833LE8	US TREASURY STRIP		8/15/21	4.920	50,000.00	24,277.50	23,856.50	10/04/06
178587	302	DPTF	912833LE8	US TREASURY STRIP		8/15/21	5.076	138,000.00	65,704.56	65,843.94	10/26/06
178997	302	DPTF	912833LE8	US TREASURY STRIP		8/15/21	4.820	50,000.00	24,808.50	23,856.50	11/28/06
179295	302	DPTF	912833LF5	US TREASURY STRIP		11/15/21	4.828	250,000.00	122,757.50	117,565.00	12/18/06
179701	302	DPTF	912833LF5	US TREASURY STRIP		11/15/21	5.127	150,000.00	70,956.00	70,539.00	1/31/07
180369	302	DPTF	912833LG3	US TREASURY STRIP		2/15/22	4.980	50,000.00	24,060.00	23,173.50	4/03/07
180521	302	DPTF	912833LG3	US TREASURY STRIP		2/15/22	5.100	100,000.00	47,349.00	46,347.00	4/12/07
180737	302	DPTF	912833LG3	US TREASURY STRIP		2/15/22	4.975	100,000.00	48,332.00	46,347.00	4/30/07
181168	302	DPTF	912833LH1	US TREASURY STRIP		5/15/22	5.198	50,000.00	23,210.00	22,904.00	5/31/07
181416	302	DPTF	912833LH1	US TREASURY STRIP		5/15/22	5.430	50,000.00	22,522.00	22,904.00	6/26/07
178334	302	DPTF	912833LJ7	US TREASURY STRIP		8/15/22	4.900	50,000.00	23,197.50	22,572.00	10/04/06
178588	302	DPTF	912833LJ7	US TREASURY STRIP		8/15/22	5.071	138,000.00	62,540.22	62,298.72	10/26/06
178998	302	DPTF	912833LJ7	US TREASURY STRIP		8/15/22	4.802	50,000.00	23,720.00	22,572.00	11/28/06
179296	302	DPTF	912833LK4	US TREASURY STRIP		11/15/22	4.829	250,000.00	117,020.00	111,720.00	12/18/06
180370	302	DPTF	912833LL2	US TREASURY STRIP		2/15/23	4.980	50,000.00	22,905.50	22,053.00	4/03/07
180522	302	DPTF	912833LL2	US TREASURY STRIP		2/15/23	5.095	100,000.00	45,059.00	44,106.00	4/12/07
180738	302	DPTF	912833LL2	US TREASURY STRIP		2/15/23	4.975	100,000.00	46,014.00	44,106.00	4/30/07
181169	302	DPTF	912833LN8	US TREASURY STRIP		5/15/23	5.185	50,000.00	22,092.00	21,766.00	5/31/07
181417	302	DPTF	912833LN8	US TREASURY STRIP		5/15/23	5.420	50,000.00	21,380.50	21,766.00	6/26/07
178335	302	DPTF	912833LM0	US TREASURY STRIP		8/15/23	4.920	50,000.00	22,029.00	21,516.50	10/04/06
178589	302	DPTF	912833LM0	US TREASURY STRIP		8/15/23	5.066	138,000.00	59,534.58	59,385.54	10/26/06
178999	302	DPTF	912833LM0	US TREASURY STRIP		8/15/23	4.810	50,000.00	22,591.50	21,516.50	11/28/06
179297	302	DPTF	912833LP3	US TREASURY STRIP		11/15/23	4.832	250,000.00	111,512.50	106,015.00	12/18/06
179703	302	DPTF	912833LP3	US TREASURY STRIP		11/15/23	5.127	150,000.00	64,126.50	63,609.00	1/31/07
180371	302	DPTF	912833LQ1	US TREASURY STRIP		2/15/24	4.985	50,000.00	21,788.00	20,893.00	4/03/07
180523	302	DPTF	912833LQ1	US TREASURY STRIP		2/15/24	5.095	100,000.00	42,848.00	41,786.00	4/12/07
180739	302	DPTF	912833LQ1	US TREASURY STRIP		2/15/24	4.975	100,000.00	43,808.00	41,786.00	4/30/07

PC#: INVS_MONTHEND_INVENTORY
 SOURCE: VISUALIZED
 MODEL: INVENTORY
 BASIS: SETTLEMENT
 AS-OF: 6/29/07

RICHARD CORDRAY
 TREASURER, STATE OF OHIO

INVESTMENT INVENTORY
 SETTLED POSITIONS AS OF: 6/29/07

INVT#	FUND	GROUP	CUSIP	DESCRIPTION	RATE	MAJORITY	YIELD	PAR	AMOUNT	BOOK-VALUE	US\$-MARKET	1ST-PUR
181170	302	DPTF	912833LR9	US TREASURY STRIP		5/15/24	5.190	50,000.00	20,972.50	20,621.00	5/31/07	
181418	302	DPTF	912833LR9	US TREASURY STRIP		5/15/24	5.425	50,000.00	20,250.50	20,621.00	6/26/07	
178336	302	DPTF	912833LS7	US TREASURY STRIP		8/15/24	4.920	50,000.00	20,983.50	20,352.00	10/04/06	
178590	302	DPTF	912833LS7	US TREASURY STRIP		8/15/24	5.074	138,000.00	56,549.54	56,171.52	10/26/06	
179000	302	DPTF	912833LS7	US TREASURY STRIP		8/15/24	4.815	50,000.00	21,524.00	20,352.00	11/28/06	
179298	302	DPTF	912833LT5	US TREASURY STRIP		11/15/24	4.840	250,000.00	106,165.00	100,432.50	12/18/06	
180372	302	DPTF	912833LU2	US TREASURY STRIP		2/15/25	4.990	50,000.00	20,723.00	19,824.50	4/03/07	
180524	302	DPTF	912833LU2	US TREASURY STRIP		2/15/25	5.103	100,000.00	40,692.00	39,649.00	4/12/07	
180740	302	DPTF	912833LU2	US TREASURY STRIP		2/15/25	4.980	100,000.00	41,671.00	39,649.00	4/30/07	
181171	302	DPTF	912833LV0	US TREASURY STRIP		5/15/25	5.180	50,000.00	19,959.50	19,566.00	5/31/07	
181419	302	DPTF	912833LV0	US TREASURY STRIP		5/15/25	5.415	50,000.00	19,228.50	19,566.00	6/26/07	
178337	302	DPTF	912833LW8	US TREASURY STRIP		8/15/25	4.910	50,000.00	20,025.00	19,345.00	10/04/06	
178591	302	DPTF	912833LW8	US TREASURY STRIP		8/15/25	5.060	138,000.00	53,924.88	53,392.20	10/26/06	
179001	302	DPTF	912833LW8	US TREASURY STRIP		8/15/25	4.805	50,000.00	20,561.50	19,345.00	11/28/06	
179299	302	DPTF	912833LX6	US TREASURY STRIP		11/15/25	4.835	250,000.00	101,300.00	95,465.00	12/18/06	
179705	302	DPTF	912833LX6	US TREASURY STRIP		11/15/25	5.145	150,000.00	57,760.50	57,279.00	1/31/07	
180373	302	DPTF	912833LY4	US TREASURY STRIP		2/15/26	4.970	50,000.00	19,799.00	18,879.00	4/03/07	
180741	302	DPTF	912833LY4	US TREASURY STRIP		2/15/26	5.080	100,000.00	38,853.00	37,758.00	4/12/07	
180525	302	DPTF	912833LY4	US TREASURY STRIP		2/15/26	4.965	100,000.00	39,780.00	37,758.00	4/30/07	
181172	302	DPTF	912833LZ1	US TREASURY STRIP		5/15/26	5.165	50,000.00	19,017.50	18,668.00	5/31/07	
181420	302	DPTF	912833LZ1	US TREASURY STRIP		5/15/26	5.390	50,000.00	18,312.00	18,668.00	6/26/07	
178592	302	DPTF	912833PA2	US TREASURY STRIP		8/15/26	5.052	138,000.00	51,376.02	50,760.54	10/26/06	
178593	302	DPTF	912833PE4	US TREASURY STRIP		8/15/27	5.024	138,000.00	49,154.22	48,457.32	10/26/06	
178594	302	DPTF	912833KE5	US TREASURY STRIP		8/15/28	5.002	138,000.00	46,993.14	46,286.58	10/26/06	
178595	302	DPTF	912833XP0	US TREASURY STRIP		8/15/29	4.988	138,000.00	44,867.94	44,143.44	10/26/06	
178596	302	DPTF	912833XY1	US TREASURY STRIP		8/15/30	4.941	138,000.00	43,180.20	42,338.40	10/26/06	
178597	302	DPTF	9128334S6	US TREASURY STRIP		8/15/31	4.945	138,000.00	41,082.60	40,360.86	10/26/06	

17,566,000.00 10,997,363.54 10,933,279.72

873,340,037.24 598,003,434.52 688,772,765.36

PGH: INVS_MONTHEND_INVENTORY
 SOURCE: VisualQED
 MODEL: INVENTORY
 BASIS: SETTLEMENT
 AS-OF: 6/29/07

RICHARD CORDRAY
 TREASURER, STATE OF OHIO

INVESTMENT INVENTORY
 SETTLED POSITIONS AS OF: 6/29/07

INVS#	FUND	GROUP	CUSIP	DESCRIPTION	RATE	MATURITY	YIELD	PAR AMOUNT	BOOK-VALUE	US\$-MARKET	1ST-PRR
180867	400	STAR	83365SD50	SOCIETE GENERALE NORTH AMERICA	5.2400	7/05/07	5.362	50,000,000.00	49,541,500.00	49,541,500.00	5/03/07
180919	400	STAR	0027A1U05	ABBEY NATIONAL NA, LLC	5.2400	7/10/07	5.362	50,000,000.00	49,541,500.00	49,541,500.00	5/08/07
180935	400	STAR	12478KU9	CBA (DE) FINANCE, INC	5.2350	7/10/07	5.355	40,000,000.00	39,645,183.33	39,645,183.33	5/10/07
181227	400	STAR	4497W1U00	ING (US) FUNDING	5.2400	7/11/07	5.342	10,000,000.00	9,946,144.44	9,946,144.44	6/04/07
181020	400	STAR	02581SVC3	AMERICAN EXPRESS CREDIT CORP	5.2200	7/12/07	5.337	45,000,000.00	44,628,075.00	44,628,075.00	5/16/07
180929	400	STAR	4497W1U06	ING (US) FUNDING	5.2300	7/13/07	5.353	30,000,000.00	29,716,708.33	29,716,708.33	5/09/07
181035	400	STAR	17307SUH3	CITIGROUP FUNDING INC	5.2200	7/17/07	5.340	50,000,000.00	49,557,750.00	49,557,750.00	5/17/07
181036	400	STAR	59018KUK5	MERRILL LYNCH & CO	5.2200	7/19/07	5.341	10,000,000.00	9,930,266.67	9,930,266.67	6/01/07
181222	400	STAR	59018KUK5	MERRILL LYNCH & CO	5.2300	7/19/07	5.340	10,000,000.00	9,930,266.67	9,930,266.67	6/01/07
181360	400	STAR	74433HUK8	PRUDENTIAL FUNDING	5.2400	7/19/07	5.341	30,000,000.00	49,738,000.00	49,738,000.00	6/13/07
181218	400	STAR	02581SDQ2	AMERICAN EXPRESS CREDIT CORP	5.2300	7/24/07	5.344	45,000,000.00	44,653,512.50	44,653,512.50	6/01/07
181100	400	STAR	4042F1U00	HSBC FINANCE CORP	5.2200	7/24/07	5.341	50,000,000.00	49,543,250.00	49,543,250.00	5/22/07
181143	400	STAR	0660P1U08	BANK OF AMERICA	5.2350	7/26/07	5.356	40,000,000.00	39,639,366.67	39,639,366.67	5/25/07
181135	400	STAR	2521E1U02	DEKIA DELAWARE	5.2350	7/26/07	5.357	40,000,000.00	39,633,550.00	39,633,550.00	5/24/07
181131	400	STAR	12478KUX9	CBA (DE) FINANCE, INC	5.2350	7/31/07	5.357	50,000,000.00	49,541,937.50	49,541,937.50	5/29/07
181178	400	STAR	2521E1U01	DEKIA DELAWARE	5.2250	7/31/07	5.346	50,000,000.00	49,542,812.50	49,542,812.50	5/29/07
181177	400	STAR	00077FV27	ABN AMRO NA FINANCE CORP	5.2250	8/02/07	5.346	45,000,000.00	44,588,531.25	44,588,531.25	5/31/07
181253	400	STAR	36959SV26	GENERAL ELECTRIC CAPITAL SERV	5.2300	8/02/07	5.348	50,000,000.00	49,578,694.44	49,578,694.44	6/05/07
181193	400	STAR	0660P1V32	BANK OF AMERICA	5.2300	8/03/07	5.358	30,000,000.00	29,716,437.50	29,716,437.50	5/30/07
181213	400	STAR	0660P1V32	BANK OF AMERICA	5.2300	8/03/07	5.352	20,000,000.00	19,816,950.00	19,816,950.00	6/01/07
181238	400	STAR	90262DV69	UBS FINANCE	5.2450	8/06/07	5.366	30,000,000.00	29,729,008.33	29,729,008.33	6/05/07
181398	400	STAR	02635SV79	AMERICAN GENERAL FINANCE CORP	5.2350	8/07/07	5.345	50,000,000.00	49,651,000.00	49,651,000.00	6/20/07
181317	400	STAR	90262DV77	UBS FINANCE	5.2450	8/07/07	5.366	25,000,000.00	24,777,815.97	24,777,815.97	6/07/07
181437	400	STAR	07389BV99	BEAR STEARNS CO	5.2500	8/09/07	5.360	40,000,000.00	39,720,000.00	39,720,000.00	6/22/07
181391	400	STAR	17307SV90	CITIGROUP FUNDING INC	5.2400	8/09/07	5.353	40,000,000.00	39,703,066.67	39,703,066.67	6/19/07
181355	400	STAR	0027A1VE6	ABBEY NATIONAL NA, LLC	5.2400	8/14/07	5.362	40,000,000.00	39,633,200.00	39,633,200.00	6/12/07
181353	400	STAR	4042F1V01	HSBC FINANCE CORP	5.2400	8/16/07	5.364	40,000,000.00	39,621,555.56	39,621,555.56	6/12/07
181367	400	STAR	4497W1V08	ING (US) FUNDING	5.2350	8/16/07	5.357	50,000,000.00	49,541,937.50	49,541,937.50	6/14/07
181372	400	STAR	83365SVM2	SOCIETE GENERALE NORTH AMERICA	5.2450	8/21/07	5.370	40,000,000.00	39,609,538.89	39,609,538.89	6/15/07
181427	400	STAR	90262DV04	UBS FINANCE	5.2500	8/21/07	5.371	35,000,000.00	34,688,645.83	34,688,645.83	6/21/07
									1,175,000,000.00	1,164,901,888.88	
181148	400	STAR	313312J01	FFCB DISCOUNT NOTE	5.1400	7/16/07	5.250	25,279,000.00	25,091,317.47	25,228,442.00	5/25/07
181149	400	STAR	313312J08	FFCB DISCOUNT NOTE	5.1400	7/17/07	5.251	29,421,000.00	29,198,364.75	29,359,215.90	5/25/07
									54,700,000.00	54,289,682.22	
180549	400	STAR	313384HT9	FHLS DISCOUNT NOTE	5.1250	7/05/07	5.259	50,000,000.00	49,402,083.33	49,980,000.00	4/12/07

PC#: INVS_MONTHEND_INVENTORY
 SOURCE: VisualQED
 MODEL: INVENTORY
 BASIS: SETTLEMENT
 AS-OF: 6/29/07

TREASURER, STATE OF OHIO
 RICARD CORDRAY

INVESTMENT INVENTORY
 SETTLED POSITIONS AS OF: 6/29/07

INVT#	FUND	GROUP	CUSIP	DESCRIPTION	RATE	MATURITY	YIELD	PAR AMOUNT	BOOK-VALUE	US\$-MARKET	1ST-PDR
180550	400	STAR	313384HT9	FHLB DISCOUNT NOTE	5.1250	7/05/07	5.259	40,000,000.00	39,521,666.67	39,984,000.00	4/12/07
180895	400	STAR	313384HU6	FHLB DISCOUNT NOTE	5.1170	7/06/07	5.235	50,000,000.00	49,552,262.50	49,970,000.00	5/04/07
180589	400	STAR	313384HZ5	FHLB DISCOUNT NOTE	5.1170	7/06/07	5.235	50,000,000.00	49,552,262.50	49,970,000.00	5/04/07
180590	400	STAR	313384HZ5	FHLB DISCOUNT NOTE	5.1200	7/11/07	5.255	50,000,000.00	49,388,444.44	49,935,000.00	4/16/07
180959	400	STAR	313384JZ6	FHLB DISCOUNT NOTE	5.1200	7/13/07	5.238	50,000,000.00	49,352,000.00	49,920,000.00	5/11/07
180648	400	STAR	313384JG5	FHLB DISCOUNT NOTE	5.1200	7/18/07	5.259	50,000,000.00	49,352,888.89	49,885,000.00	4/18/07
180769	400	STAR	313384JU9	FHLB DISCOUNT NOTE	5.1150	7/20/07	5.249	41,050,000.00	40,560,068.25	40,943,270.00	4/27/07
181061	400	STAR	313384JU9	FHLB DISCOUNT NOTE	5.1260	7/20/07	5.244	50,000,000.00	49,551,475.00	49,870,000.00	5/18/07
180748	400	STAR	313384JP5	FHLB DISCOUNT NOTE	5.1200	7/25/07	5.258	50,000,000.00	49,360,000.00	49,835,000.00	4/26/07
181205	400	STAR	313384JY6	FHLB DISCOUNT NOTE	5.1500	8/03/07	5.269	50,000,000.00	49,549,375.00	49,775,000.00	6/01/07
181343	400	STAR	313384KP5	FHLB DISCOUNT NOTE	5.1400	8/10/07	5.256	50,000,000.00	49,571,666.67	49,725,000.00	6/11/07
181066	400	STAR	313384KN8	FHLB DISCOUNT NOTE	5.1250	8/17/07	5.262	39,607,000.00	39,110,812.31	39,349,554.50	5/21/07
181150	400	STAR	313384KV0	FHLB DISCOUNT NOTE	5.1300	8/24/07	5.270	50,000,000.00	49,351,625.00	49,625,000.00	5/25/07
181440	400	STAR	313384KV0	FHLB DISCOUNT NOTE	5.1400	8/24/07	5.259	46,000,000.00	45,586,230.00	45,655,000.00	6/22/07
									816,657,000.00	807,704,193.89	814,241,824.50
180471	400	STAR	313396Q9	FHLB DISCOUNT NOTE	5.1250	7/02/07	5.262	50,000,000.00	49,373,611.11	50,000,000.00	4/05/07
180472	400	STAR	313396Q9	FHLB DISCOUNT NOTE	5.1250	7/02/07	5.262	50,000,000.00	49,373,611.11	50,000,000.00	4/05/07
180534	400	STAR	313396HX4	FHLB DISCOUNT NOTE	5.1270	7/09/07	5.265	50,000,000.00	49,366,245.83	49,950,000.00	4/11/07
180556	400	STAR	313396HX4	FHLB DISCOUNT NOTE	5.1360	7/09/07	5.273	50,000,000.00	49,379,400.00	49,950,000.00	4/13/07
180628	400	STAR	313396JB4	FHLB DISCOUNT NOTE	5.1240	7/16/07	5.263	48,658,000.00	48,034,691.02	48,560,684.00	4/17/07
180649	400	STAR	313396JB4	FHLB DISCOUNT NOTE	5.1200	7/16/07	5.258	40,000,000.00	39,493,688.89	39,920,000.00	4/18/07
180719	400	STAR	313396JM6	FHLB DISCOUNT NOTE	5.1200	7/23/07	5.258	50,000,000.00	49,367,111.11	49,850,000.00	4/25/07
180768	400	STAR	313396JM6	FHLB DISCOUNT NOTE	5.1200	7/23/07	5.256	50,000,000.00	49,381,333.33	49,850,000.00	4/27/07
180844	400	STAR	313396JU8	FHLB DISCOUNT NOTE	5.1190	7/30/07	5.257	50,000,000.00	39,488,100.00	39,840,000.00	5/01/07
180854	400	STAR	313396JU8	FHLB DISCOUNT NOTE	5.1150	7/30/07	5.252	50,000,000.00	49,367,729.17	49,800,000.00	5/02/07
180907	400	STAR	313396JH8	FHLB DISCOUNT NOTE	5.1150	8/06/07	5.254	40,000,000.00	39,482,816.67	39,800,000.00	5/07/07
180955	400	STAR	313396KB8	FHLB DISCOUNT NOTE	5.1220	8/06/07	5.259	47,735,000.00	47,137,336.58	47,496,325.00	5/10/07
180999	400	STAR	313396KJ1	FHLB DISCOUNT NOTE	5.1250	8/13/07	5.264	50,000,000.00	49,359,375.00	49,700,000.00	5/15/07
181025	400	STAR	313396KJ1	FHLB DISCOUNT NOTE	5.1250	8/13/07	5.263	45,218,000.00	44,645,081.66	44,946,692.00	5/16/07
181070	400	STAR	313396KR3	FHLB DISCOUNT NOTE	5.1300	8/20/07	5.270	50,000,000.00	49,351,625.00	49,655,000.00	5/21/07
181105	400	STAR	313396KR3	FHLB DISCOUNT NOTE	5.1300	8/20/07	5.269	29,615,250.00	29,793,000.00	29,793,000.00	5/22/07
181184	400	STAR	313396KY8	FHLB DISCOUNT NOTE	5.1400	8/27/07	5.279	30,191,000.00	29,803,045.65	29,952,491.10	5/29/07
181195	400	STAR	313396KY8	FHLB DISCOUNT NOTE	5.1400	8/27/07	5.278	50,000,000.00	49,364,638.89	49,605,000.00	5/30/07
181320	400	STAR	313396LC5	FHLB DISCOUNT NOTE	5.1350	8/31/07	5.270	50,000,000.00	49,393,784.72	49,575,000.00	6/07/07
181261	400	STAR	313396LG6	FHLB DISCOUNT NOTE	5.1370	9/04/07	5.277	30,000,000.00	29,610,444.17	29,727,000.00	6/05/07

PGM: INVS_MONTHEND_INVENTORY
 SOURCE: VISUALQED
 MODEL: INVENTORY
 BASIS: SETTLEMENT
 AS-OF: 6/29/07

RICHARD CORDRAY
 TREASURER, STATE OF OHIO

INVT#	FUND	GROUP	CUSIP	DESCRIPTION	RATE	MAURITY	YIELD	PAR AMOUNT	BOOK VALUE	US\$-MARKET	1ST-PDR
181328	400	STAR	313396LG6	FELMC DISCOUNT NOTE	5.1370	9/04/07	5.275	24,191,000.00	23,887,230.93	23,970,861.90	6/08/07
181330	400	STAR	313396LG6	FELMC DISCOUNT NOTE	5.1360	9/04/07	5.274	50,000,000.00	49,372,266.67	49,545,000.00	6/08/07
181375	400	STAR	313396LK7	FELMC DISCOUNT NOTE	5.1450	9/07/07	5.280	50,000,000.00	49,399,750.00	49,525,000.00	6/15/07
181383	400	STAR	313396LK7	FELMC DISCOUNT NOTE	5.1450	9/07/07	5.278	37,323,000.00	36,890,939.62	36,968,431.50	6/18/07
181345	400	STAR	313396LM1	FELMC DISCOUNT NOTE	5.1400	9/10/07	5.280	50,000,000.00	49,350,361.11	49,505,000.00	6/11/07
181450	400	STAR	313396LM1	FELMC DISCOUNT NOTE	5.1400	9/10/07	5.269	50,000,000.00	49,450,305.56	49,505,000.00	6/25/07
181385	400	STAR	313396LV3	FELMC DISCOUNT NOTE	5.1430	9/17/07	5.273	35,415,000.00	34,954,592.21	35,028,976.50	6/18/07
181469	400	STAR	313396LV3	FELMC DISCOUNT NOTE	5.1400	9/17/07	5.284	34,671,000.00	34,260,129.39	34,293,086.10	6/26/07
181470	400	STAR	313396LV3	FELMC DISCOUNT NOTE	5.1400	9/17/07	5.274	34,346,000.00	33,938,980.82	33,971,628.60	6/26/07
181513	400	STAR	313396LM1	FELMC DISCOUNT NOTE	5.1450	9/18/07	5.278	15,000,000.00	14,826,356.25	14,835,000.00	6/29/07
181486	400	STAR	313396MC4	FELMC DISCOUNT NOTE	5.1450	9/24/07	5.284	50,000,000.00	49,364,020.83	49,405,000.00	6/27/07
181499	400	STAR	313396MC4	FELMC DISCOUNT NOTE	5.1450	9/24/07	5.283	40,000,000.00	39,496,933.33	39,524,000.00	6/28/07

									1,372,748,000.00	1,355,580,786.63	1,364,048,176.70
180474	400	STAR	313588HR9	FNMA DISCOUNT NOTE	5.1200	7/03/07	5.258	50,000,000.00	49,367,111.11	49,995,000.00	4/05/07
180533	400	STAR	313588HR9	FNMA DISCOUNT NOTE	5.1300	7/03/07	5.264	50,000,000.00	49,408,625.00	49,995,000.00	4/11/07
180938	400	STAR	313588JA4	FNMA DISCOUNT NOTE	5.1100	7/12/07	5.228	50,000,000.00	49,545,777.78	49,930,000.00	5/09/07
180682	400	STAR	313588JG1	FNMA DISCOUNT NOTE	5.1210	7/18/07	5.259	25,000,000.00	24,683,493.75	24,942,500.00	4/20/07
180767	400	STAR	313588JP1	FNMA DISCOUNT NOTE	5.1250	7/25/07	5.263	50,000,000.00	49,366,493.06	49,835,000.00	4/27/07
180978	400	STAR	313588JR7	FNMA DISCOUNT NOTE	5.1200	7/27/07	5.246	50,000,000.00	49,473,777.78	49,825,000.00	5/14/07
180981	400	STAR	313588JR7	FNMA DISCOUNT NOTE	5.1200	7/27/07	5.246	50,000,000.00	49,473,777.78	49,825,000.00	5/14/07
180855	400	STAR	313588JW6	FNMA DISCOUNT NOTE	5.1150	8/01/07	5.254	50,000,000.00	49,353,520.83	49,785,000.00	5/02/07
180870	400	STAR	313588JW6	FNMA DISCOUNT NOTE	5.1150	8/01/07	5.253	50,000,000.00	49,360,625.00	49,785,000.00	5/02/07
180875	400	STAR	313588KD6	FNMA DISCOUNT NOTE	5.1100	8/08/07	5.253	45,601,000.00	44,973,137.56	45,363,874.80	5/03/07
180960	400	STAR	313588KD6	FNMA DISCOUNT NOTE	5.1200	8/08/07	5.258	50,000,000.00	49,367,111.11	49,740,000.00	5/11/07
181344	400	STAR	313588KF1	FNMA DISCOUNT NOTE	5.1400	8/10/07	5.256	39,252,000.00	38,915,741.20	39,036,114.00	6/11/07
181472	400	STAR	313588KK0	FNMA DISCOUNT NOTE	5.1300	8/14/07	5.238	50,000,000.00	49,650,875.00	49,695,000.00	6/26/07
181038	400	STAR	313588KL8	FNMA DISCOUNT NOTE	5.1220	8/15/07	5.261	50,000,000.00	49,359,750.00	49,690,000.00	5/17/07
181042	400	STAR	313588KL8	FNMA DISCOUNT NOTE	5.1250	8/15/07	5.264	50,000,000.00	49,359,375.00	49,690,000.00	5/17/07
181062	400	STAR	313588KN4	FNMA DISCOUNT NOTE	5.1250	8/17/07	5.264	50,000,000.00	49,352,256.94	49,675,000.00	5/18/07
181116	400	STAR	313588KT1	FNMA DISCOUNT NOTE	5.1350	8/22/07	5.275	50,000,000.00	49,350,993.06	49,640,000.00	5/23/07
181123	400	STAR	313588KT1	FNMA DISCOUNT NOTE	5.1350	8/22/07	5.275	50,000,000.00	49,350,993.06	49,640,000.00	5/23/07
181196	400	STAR	313588L1L	FNMA DISCOUNT NOTE	5.1400	8/29/07	5.280	50,000,000.00	49,350,361.11	49,590,000.00	5/30/07
181197	400	STAR	313588L1L	FNMA DISCOUNT NOTE	5.1400	8/29/07	5.280	50,000,000.00	49,350,361.11	49,590,000.00	5/30/07
181399	400	STAR	313588LC7	FNMA DISCOUNT NOTE	5.1500	8/31/07	5.276	50,000,000.00	49,485,000.00	49,575,000.00	6/20/07
181321	400	STAR	313588LH6	FNMA DISCOUNT NOTE	5.1400	9/05/07	5.279	50,000,000.00	49,357,500.00	49,540,000.00	6/07/07
181326	400	STAR	313588LH6	FNMA DISCOUNT NOTE	5.1450	9/05/07	5.284	50,000,000.00	49,364,020.83	49,540,000.00	6/08/07
181384	400	STAR	313588LQ6	FNMA DISCOUNT NOTE	5.1420	9/12/07	5.278	50,000,000.00	49,385,816.67	49,490,000.00	6/18/07

PGM: INVS_MONTHEND_INVENTORY
 SOURCE: VisualQED
 MODEL: INVENTORY
 BASIS: SETTLEMENT
 AS-OF: 6/29/07

RICHARD CORDRAY
 TREASURER, STATE OF OHIO

INVESTMENT INVENTORY
 SETTLED POSITIONS AS OF: 6/29/07

INVS#	FUND	GROUP	CUSIP	DESCRIPTION	RATE	MATURITY	YIELD	PAR AMOUNT	BOOK-VALUE	US\$-MARKET	1ST-FUR
181400	400	STAR	313588L06	FNMA DISCOUNT NOTE	5.1450	9/12/07	5.280	50,000,000.00	49,399,750.00	49,490,000.00	6/20/07
181445	400	STAR	313588LX1	FNMA DISCOUNT NOTE	5.1450	9/19/07	5.284	50,000,000.00	49,364,020.83	49,440,000.00	6/22/07
181455	400	STAR	313588LX1	FNMA DISCOUNT NOTE	5.1450	9/19/07	5.281	50,000,000.00	49,385,458.33	49,440,000.00	6/25/07
181487	400	STAR	313588ME2	FNMA DISCOUNT NOTE	5.1450	9/26/07	5.285	50,000,000.00	49,349,729.17	49,390,000.00	6/27/07
181512	400	STAR	313588ME2	FNMA DISCOUNT NOTE	5.1450	9/26/07	5.284	50,000,000.00	49,364,020.83	49,390,000.00	6/29/07
									1,399,853,000.00	1,382,999,275.28	1,390,634,488.80
181515	400	STAR	RP0629077	FIFTH THIRD BANK, CINCI	4.8000	7/02/07	4.800	29,053,519.00	29,053,519.00	29,053,519.00	6/29/07
									29,053,519.00	29,053,519.00	29,053,519.00
									4,848,011,519.00	4,794,529,345.90	4,817,467,555.78

PGM: INVS_MONTHEND_INVENTORY
SOURCE: VISUALQED
MODEL: INVENTORY
BASIS: SETTLEMENT
AS-OF: 6/29/07

RICHARD CORDRAY
TREASURER, STATE OF OHIO

INVESTMENT INVENTORY
SETTLED POSITIONS AS OF: 6/29/07

INVEST#	FUND GROUP	CUSIP	DESCRIPTION	RATE	MATURITY	YIELD	PAR AMOUNT	BOOK-VALUE	DS\$-MARKET	1ST-PUR

*** GRAND-TOTAL ***>

14202955055.85 1389890389.72 13942678971.93