
Monthly Portfolio Review

March 2007

Office of Ohio Treasurer of State Richard Cordray



Table of Contents

- I. Investment Philosophy**
- II. Economic Outlook & Portfolio Strategy**
- III. Summary of Portfolios**
 - Regular Account
 - Ohio Lottery DPTF Structured Account
 - STAR Ohio
- VI. Portfolio Holdings**
- V. Transaction Activity**



Investment Philosophy

Investment Philosophy

- **INVESTMENT OBJECTIVES**

- *Preservation of Principal*
- *Maintenance of Liquidity*
- *Maximize Return*

- **STANDARD OF PRUDENCE**

The standard of prudence to be applied to the investment of the State Portfolio shall be the industry standard "Prudent Investor Rule," which states:

"Investments shall be made with the judgment and care, under circumstances then prevailing which persons of prudence, discretion and intelligence exercise in the management of their own affairs, not for speculation, but for investment, considering the probable safety of their capital as well as the probable income to be derived."



Outlook & Strategy

Economic Outlook

- **INTEREST RATES**

- FOMC overnight fed funds rate is at 5.25%
- Fed funds futures market estimates a 89.6% chance of an unchanged fed funds rate of 5.25% at the June 28 meeting.
- Chairman Bernanke said in the March 21st FOMC statement that "Although inflation pressures seem likely to moderate over time, the high level of resource utilization has the potential to sustain those pressures".

- **HOUSING**

- The near-term prospects for the housing market are uncertain.
- Developments in the sub-prime mortgage markets have raised some concerns about the housing sector and potential spillover into other sectors.
- The impact on the broader economy due to problems in the sub-prime sector seem likely to be contained at this point.

- **CPI**

- Core CPI, which excludes energy and food prices, is the primary measure of core inflation.
- The fed's traditional comfort zone for CPI is 1.5%-2.0%.
- Core CPI increased 0.2% in the month of March.
- Core CPI stands at 2.3% year over year ending in March of 2007.



Economic Outlook – (con't)

- **INFLATION**

- In the most recent testimony before Congress, Chairman Bernanke said that the fed's "predominant policy concern remains the risk that inflation will fail to moderate as expected."
- The consensus is that Fed policy makers would like to see a consistent decline in Core CPI, before cutting interest rates.

- **LABOR MARKET**

- Unemployment decreased 0.1% to 4.4% for the month of March.
- Initial jobless claims rose more than expected in the week ending April 5th, to 321,000.
- The figure reflects a strong labor market.

- **SUMMARY**

- It is our belief that the economy seems likely to grow at a moderate pace this year.
- We agree with the current consensus amongst economists and look for an unchanged interest rate through the first three quarters of 2007.



Portfolio Yields & Strategy

- **YIELDS**

- Both long-term and short-term rates continue to rise.
- This month the 10 year Treasury yield was higher than the 2 year Treasury yield, signifying a steepening of the yield curve.
- We expect yields to continue to slowly steepen into the second half of 2007.

- **STRATEGY**

- We have been taking advantage of market fluctuations by adding value to the portfolio and locking in higher yields.



Portfolio Summary

Summary of Portfolios

Portfolio	Market Value as of 02/28/07	Market Value as of 03/31/07	Difference
Regular Account	7,431,193,771.20	7,266,364,170.83	(164,829,600.37)
Inflows for Sales Tax, Motor Vehicle Fuel Tax and Corporate Franchise Tax Revenues were offset by outflows for School Foundations, Higher Education, Medicaid, Local Government Distributions, and disbursements for the Ohio Building Authority and the School Facilities Commission.			
Ohio Lottery DPTF	727,890,848.19	718,477,394.23	(9,413,453.96)
Longer dated assets decreased in value during the month. The March liability payment was \$7,269,162.78.			
STAR Ohio	5,108,700,013.69	5,000,587,721.32	(108,112,292.37)
Shareholder redemptions exceeded purchases during the month.			

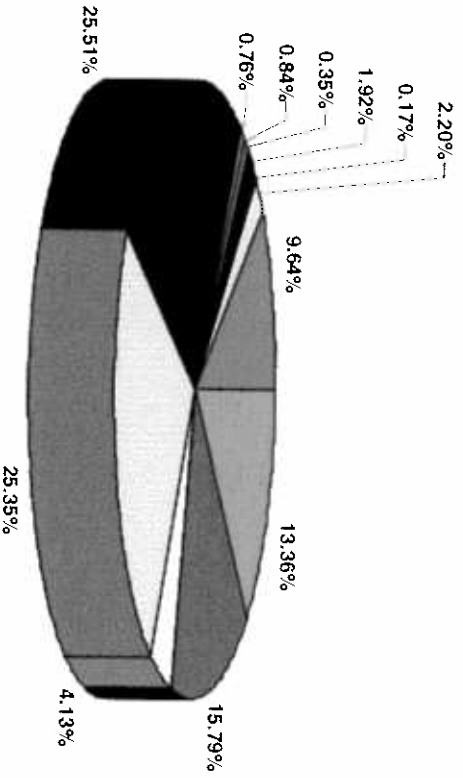


Regular Account Asset Allocation

ASSET TYPE	PAR AMOUNT	BOOK VALUE	MKT VALUE	% BOOK	WT YLD	WT DTM
AGENCY CALLABLE	970,000,000.00	970,234,768.75	968,256,850.00	13.358%	5.054%	1,188.27
AGENCY COUPON	1,147,000,000.00	1,147,144,795.00	1,146,194,320.00	15.794%	4.721%	578.84
BID OHIO	300,000,000.00	300,000,000.00	300,000,000.00	4.130%	5.089%	82.17
COMMERCIAL PAPER	1,857,133,000.00	1,841,032,394.76	1,841,032,394.76	25.347%	5.359%	36.66
DISCOUNT NOTES	1,870,714,000.00	1,853,183,182.04	1,861,375,129.10	25.514%	5.273%	37.96
FFCB ADJ RATE BOND	55,000,000.00	55,000,000.00	55,000,000.00	0.757%	1.464%	42.00
LINKED DEPOSIT - AG	60,781,190.75	60,781,190.75	60,781,190.75	0.837%	1.100%	5.87
LINKED DEPOSIT - SM BUS	25,345,385.79	25,345,385.79	25,345,385.79	0.349%	1.750%	424.91
MONEY MARKET FUND	139,143,535.83	139,143,535.83	139,143,535.83	1.916%	5.165%	1.00
OTHER	12,000,000.00	12,000,000.00	12,000,000.00	0.165%	5.741%	255.67
STATE & LOCAL GOVT SEC - DEM DEP	159,442,054.60	159,442,054.60	159,442,054.60	2.195%	3.971%	1.00
TREASURIES	702,000,000.00	700,037,075.43	697,793,310.00	9.638%	4.477%	675.02
	\$ 7,298,559,166.97	\$ 7,263,344,382.95	\$ 7,266,364,170.83	100.000%	4.988%	338.56



Regular Account Asset Allocation



- AGENCY CALLABLE
- AGENCY COUPON
- BID OHIO
- COMMERCIAL PAPER
- DISCOUNT NOTES
- FFCB ADJ RATE BOND
- LINKED DEPOSIT - AG
- LINKED DEPOSIT - SM BUS
- MONEY MARKET FUND
- OTHER
- STATE & LOCAL GOVT SEC - DEM DEP
- TREASURIES

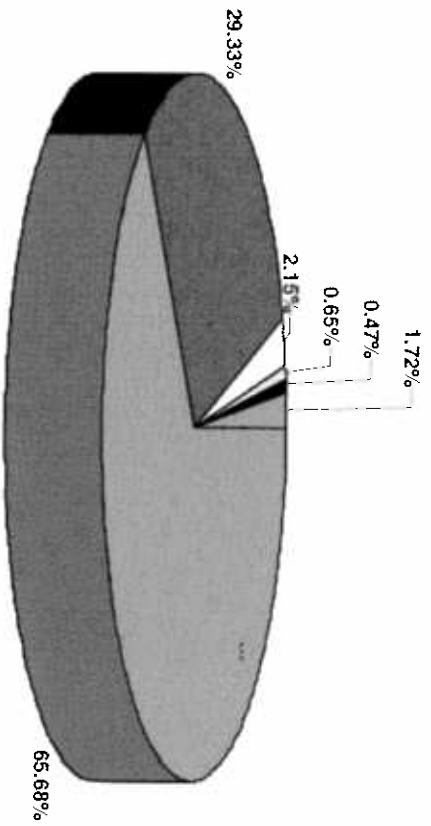


Ohio Lottery DPTF Asset Allocation

ASSET TYPE	PAR AMOUNT	BOOK VALUE	MKT VALUE	% BOOK	WT YLD	WT DTM
AGENCY COUPON	410,937,000.00	406,777,838.50	410,637,206.32	65.978%	5.076%	1,677.71
AGENCY STRIPS	453,460,000.00	188,176,385.19	286,148,716.74	30.522%	5.673%	3,525.36
COMMERCIAL PAPER	9,750,000.00	9,605,978.89	9,605,978.89	1.558%	5.380%	15.23
STAR OHIO - CASH ACCT	1,213,165.58	1,213,165.58	1,213,165.58	0.197%	5.160%	1.00
TREASURIES	15,024,000.00	10,763,288.54	10,872,326.70	1.746%	4.872%	2,881.52
	\$ 890,384,165.58	\$ 616,536,656.70	\$ 718,477,394.23	100.000%	5.259%	2,618.52



Ohio Lottery DPTF Asset Allocation



- AGENCY COUPON
- AGENCY STRIPS
- COMMERCIAL PAPER
- FICO STRIP
- STAR OHIO - CASH ACCT
- TREASURIES

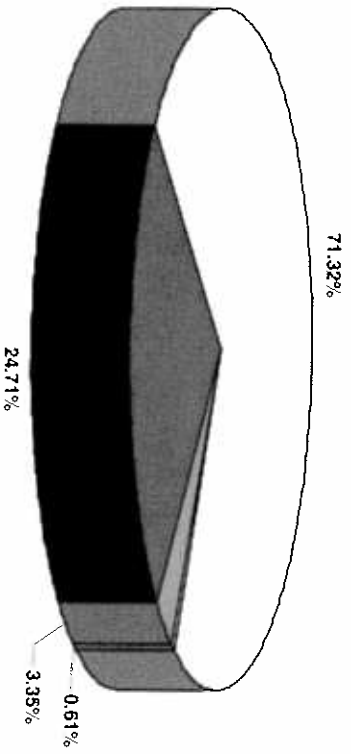


STAR Ohio Asset Allocation

ASSET TYPE	PAR AMOUNT	BOOK VALUE	MKT VALUE	% BOOK	WT YLD	WT DTM
AGENCY COUPON	100,000,000.00	99,539,350.00	99,916,500.00	2.000%	5.309%	46.50
COMMERCIAL PAPER	1,135,000,000.00	1,124,888,159.02	1,124,888,159.02	22.604%	5.346%	37.40
DISCOUNT NOTES	3,760,412,000.00	3,716,452,703.61	3,740,179,245.30	74.680%	5.266%	40.87
REPURCHASE AGREEMENT	35,603,817.00	35,603,817.00	35,603,817.00	0.715%	5.000%	3.00
	\$ 5,031,015,817.00	\$ 4,976,484,029.63	\$ 5,000,587,721.32	100.000%	5.285%	39.93



STAR Ohio Asset Allocation



- AGENCY COUPON
- COMMERCIAL PAPER
- DISCOUNT NOTES
- REPURCHASE AGREEMENT



Transaction Activity

PGM: INVS_MONTEND_TRANSACTIONS
 SOURCE: VISUALQED
 MODEL: TRANSACTION
 BASIS: SETTLEMENT
 BEGIN: 3/31/07
 END: 3/31/07

RICHARD CORDRAY
 TREASURER, STATE OF OHIO
 INVESTMENT TRANSACTION REPORT
 TRANSACTIONS FOR 03/01/07 TO 03/31/07

INVS#	TXN	FUND	GROUP	SETTLE	CUSIP	DESCRIPTION	RATE	MATURITY	PUR/YL	PAY AMOUNT	PRIN/PRO	P/S-INTEREST	SETTLE AMT
179661	PUR	301	REG	03/07/07	3136F8GAT	FNMA DEBENTURE	5.250	04/15/09	5.253	\$ 50,000,000.00	\$ 50,000,000.00	\$	\$ 50,000,000.00
179662	PUR	301	REG	03/07/07	3136F8GBS	FNMA DEBENTURE	5.250	05/15/09	5.254	\$ 50,000,000.00	\$ 50,000,000.00	\$	\$ 50,000,000.00
179994	PUR	301	REG	03/07/07	3136F8GC3	FNMA DEBENTURE	5.250	02/07/12	5.250	\$ 25,000,000.00	\$ 25,000,000.00	\$	\$ 25,000,000.00
180016	PUR	304	REG	03/01/07	912828DK3	US TREASURY NOTE	4.380	02/15/08	4.821	\$ 20,000,000.00	\$ 19,731,250.00	\$	\$ 19,731,250.00
180017	PUR	304	REG	03/01/07	912828EC0	US TREASURY NOTE	4.380	08/15/08	4.638	\$ 30,000,000.00	\$ 29,784,375.00	\$	\$ 29,784,375.00
180019	PUR	304	REG	03/01/07	912828EH7	US TREASURY NOTE	4.380	12/31/07	4.880	\$ 20,000,000.00	\$ 19,917,187.50	\$	\$ 19,917,187.50
180020	PUR	304	REG	03/01/07	912828EY2	US TREASURY NOTE	4.630	02/29/08	4.820	\$ 20,000,000.00	\$ 19,982,500.00	\$	\$ 19,982,500.00
180028	PUR	304	REG	03/01/07	07389BQ53	BEAR STEARNS CO	5.240	03/05/07	5.316	\$ 50,000,000.00	\$ 49,970,888.89	\$	\$ 49,970,888.89
180029	PUR	304	REG	03/01/07	07389BQ53	BEAR STEARNS CO	5.240	03/05/07	5.316	\$ 25,000,000.00	\$ 24,985,444.44	\$	\$ 24,985,444.44
180031	PUR	304	REG	03/01/07	313312C00	FECB DISCOUNT NOTE	5.200	03/09/07	5.278	\$ 50,000,000.00	\$ 49,942,222.22	\$	\$ 49,942,222.22
180032	PUR	304	REG	03/01/07	313312C00	FECB DISCOUNT NOTE	5.200	03/09/07	5.278	\$ 27,969,000.00	\$ 27,938,680.27	\$	\$ 27,938,680.27
180039	PUR	300	REG	03/02/07	313394DS6	FHLB DISCOUNT NOTE	5.200	03/30/07	5.294	\$ 50,000,000.00	\$ 49,797,777.78	\$	\$ 49,797,777.78
180040	PUR	300	REG	03/02/07	313394DS6	FHLB DISCOUNT NOTE	5.200	03/30/07	5.294	\$ 50,000,000.00	\$ 49,797,777.78	\$	\$ 49,797,777.78
180041	PUR	300	REG	03/02/07	313394DS5	FHLB DISCOUNT NOTE	5.200	03/30/07	5.294	\$ 50,000,000.00	\$ 49,797,777.78	\$	\$ 49,797,777.78
180042	PUR	300	REG	03/02/07	313394DS5	FHLB DISCOUNT NOTE	5.200	03/30/07	5.294	\$ 16,514,000.00	\$ 16,447,210.04	\$	\$ 16,447,210.04
180044	PUR	300	REG	03/01/07	313394EWS	FHLB DISCOUNT NOTE	5.190	04/27/07	5.284	\$ 50,000,000.00	\$ 49,592,291.67	\$	\$ 49,592,291.67
180036	PUR	300	REG	03/01/07	313394EWS	FHLB DISCOUNT NOTE	5.190	05/16/07	5.279	\$ 50,000,000.00	\$ 49,456,386.89	\$	\$ 49,456,386.89
180030	PUR	304	REG	03/01/07	313396CH2	FHLMC DISCOUNT NOTE	5.180	03/05/07	5.255	\$ 26,001,000.00	\$ 25,986,034.98	\$	\$ 25,986,034.98
180033	PUR	304	REG	03/01/07	313396CS0	FHLMC DISCOUNT NOTE	5.190	03/02/07	5.263	\$ 7,845,000.00	\$ 7,839,345.06	\$	\$ 7,839,345.06
180038	PUR	300	REG	03/08/07	313589CN3	FNMA DISCOUNT NOTE	5.050	12/30/09	5.053	\$ 20,000,000.00	\$ 20,000,000.00	\$	\$ 20,000,000.00
180024	PUR	301	REG	03/12/07	31356F8G4	FNMA DEBENTURE	5.210	03/14/11	5.210	\$ 50,000,000.00	\$ 50,000,000.00	\$	\$ 50,000,000.00
180025	PUR	301	REG	03/12/07	31356F8G2	FNMA DEBENTURE	5.210	03/12/12	5.270	\$ 50,000,000.00	\$ 50,000,000.00	\$	\$ 50,000,000.00
180026	PUR	301	REG	03/12/07	31356F8G8	FNMA DEBENTURE	5.210	03/12/12	5.270	\$ 31,122,000.00	\$ 31,117,409.50	\$	\$ 31,117,409.50
180027	PUR	300	REG	03/02/07	74977LQ28	RABOBANK USA FINANCIAL CORP	5.320	03/02/07	5.385	\$ 30,000,000.00	\$ 30,058,800.00	\$	\$ 30,058,800.00
180056	PUR	300	REG	03/02/07	0660P1T43	BANK OF AMERICA	5.380	02/08/10	5.276	\$ 41,190,000.00	\$ 41,180,251.67	\$	\$ 41,180,251.67
180057	PUR	301	REG	03/05/07	3128XK5C8	FHLMC DEBENTURE	5.250	03/05/07	5.346	\$ 31,136,000.00	\$ 31,122,326.11	\$	\$ 31,122,326.11
180051	PUR	301	REG	03/02/07	313312C15	FECB DISCOUNT NOTE	5.200	03/05/07	5.326	\$ 50,000,000.00	\$ 49,970,833.33	\$	\$ 49,970,833.33
180052	PUR	304	REG	03/02/07	59018KQ63	MERRILL LYNCH & CO	5.250	03/06/07	5.356	\$ 50,000,000.00	\$ 49,978,000.00	\$	\$ 49,978,000.00
180054	PUR	304	REG	03/02/07	83365SQ35	SOCIETE GENERALE NORTH AMERICA	5.250	03/05/07	5.326	\$ 50,000,000.00	\$ 49,978,000.00	\$	\$ 49,978,000.00
180055	PUR	304	REG	03/02/07	83365SQ37	SOCIETE GENERALE NORTH AMERICA	5.250	03/05/07	5.326	\$ 25,000,000.00	\$ 24,974,479.17	\$	\$ 24,974,479.17
180059	PUR	304	REG	03/05/07	912828EY2	US TREASURY NOTE	4.630	03/31/08	4.773	\$ 25,000,000.00	\$ 24,960,937.50	\$	\$ 24,960,937.50
180073	PUR	300	REG	03/05/07	02581SS10	AMERICAN EXPRESS CREDIT CORP	5.220	05/01/07	5.337	\$ 50,000,000.00	\$ 49,586,750.00	\$	\$ 49,586,750.00
180082	PUR	301	REG	03/06/07	31331XJ06	FECB DEBENTURE	4.820	10/27/09	4.780	\$ 25,000,000.00	\$ 25,024,500.00	\$	\$ 25,024,500.00
164058	CNTR	304	REG	03/05/07	316175108	FIDELITY US GOVERNMENT FUND #57	5.180		5.180	\$ 1,163,803.22	\$ 1,163,803.22	\$	\$ 1,163,803.22
180005	CNTR	301	REG	03/05/07	4812C0670	JP MORGAN US GOVT MMKT #3164	5.180		5.180	\$ 956,742.66	\$ 956,742.66	\$	\$ 956,742.66
180077	PUR	300	REG	03/05/07	74433HR90	PRUDENTIAL FUNDING	5.425		5.180	\$ 30,000,000.00	\$ 29,873,608.33	\$	\$ 29,873,608.33
180070	PUR	304	REG	03/05/07	74977LQ67	RABOBANK USA FINANCIAL CORP	5.260	03/06/07	5.334	\$ 30,633,000.00	\$ 30,628,524.18	\$	\$ 30,628,524.18
180071	PUR	304	REG	03/05/07	74977LQ67	RABOBANK USA FINANCIAL CORP	5.260	03/06/07	5.334	\$ 50,000,000.00	\$ 49,992,694.44	\$	\$ 49,992,694.44
180089	PUR	304	REG	03/05/07	83365SQD0	SOCIETE GENERALE NORTH AMERICA	5.240	03/12/07	5.318	\$ 50,000,000.00	\$ 49,949,055.56	\$	\$ 49,949,055.56
180069	PUR	304	REG	03/06/07	83365SQD0	SOCIETE GENERALE NORTH AMERICA	5.240	03/12/07	5.318	\$ 20,000,000.00	\$ 19,979,622.22	\$	\$ 19,979,622.22
180075	PUR	304	REG	03/06/07	912828EY2	US TREASURY NOTE	4.630	03/31/08	4.758	\$ 25,000,000.00	\$ 24,964,843.75	\$	\$ 24,964,843.75
180063	PUR	303	SPRD	03/05/07	LD0700814	CITIZENS BANKING COMPANY	1.750	03/05/09	1.750	\$ 250,000.00	\$ 250,000.00	\$	\$ 250,000.00
180080	PUR	300	REG	03/05/07	RP0305074	FIFTH THIRD BANK, CINCI	5.150	03/06/07	5.150	\$ 20,205,000.00	\$ 20,205,000.00	\$	\$ 20,205,000.00
180087	PUR	300	REG	03/07/07	0027A1B50	ABBEY NATIONAL NA, LLC	5.240	04/05/07	5.335	\$ 31,285,000.00	\$ 31,152,942.54	\$	\$ 31,152,942.54
180088	PUR	300	REG	03/07/07	0027A1B50	ABBEY NATIONAL NA, LLC	5.240	04/05/07	5.335	\$ 7,908,000.00	\$ 7,874,619.45	\$	\$ 7,874,619.45
180094	PUR	300	REG	03/06/07	313394CT4	FHLB DISCOUNT NOTE	5.140	03/07/07	5.212	\$ 30,000,000.00	\$ 29,995,716.67	\$	\$ 29,995,716.67
180095	PUR	300	REG	03/06/07	313394CT4	FHLB DISCOUNT NOTE	5.140	03/07/07	5.212	\$ 50,000,000.00	\$ 49,992,961.11	\$	\$ 49,992,961.11
180115	PUR	301	REG	03/07/07	31359M9H4	FNMA DEBENTURE	5.300	01/12/10	5.257	\$ 10,000,000.00	\$ 10,000,000.00	\$	\$ 10,000,000.00
180939	PUR	301	REG	03/07/07	31359M9H4	FNMA DEBENTURE	5.300	01/12/10	5.257	\$ 30,000,000.00	\$ 30,032,812.50	\$	\$ 30,032,812.50
146898	CNTR	300	REG	03/06/07	316175108	FIDELITY US GOVERNMENT FUND #57	5.300	02/26/10	5.181	\$ 11,929,000.00	\$ 11,929,000.00	\$	\$ 11,929,000.00
180089	PUR	300	REG	03/06/07	38142U151	GOLDMAN SACHS	5.220	06/05/07	5.363	\$ 25,000,000.00	\$ 24,670,125.00	\$	\$ 24,670,125.00

PGM: INVS_MONTHEND_TRANSACTIONS
 SOURCE: VISUALIZED
 MODEL: TRANSACTION
 BASIS: SETTLEMENT
 BEGIN: 3/31/07
 END: 3/31/07

RICHARD CORDRAY
 TREASURER, STATE OF OHIO
 INVESTMENT TRANSACTION REPORT
 TRANSACTIONS FOR 03/31/07 TO 03/31/07

INVS#	TXN	FUND	GROUP	SETTLE	CUSIP	DESCRIPTION	RATE	MATURITY	PUR-TL	PMT AMOUNT	PRN/PHC	PS-INTEREST	SETTLE AMT
180090	PUR	300	REG	03/07/07	38142UT77	GOLDMAN SACHS	5.220	06/07/07	5.364	\$ 50,000,000.00	\$ 49,333,000.00		\$ 49,333,000.00
180085	PUR	300	REG	03/06/07	4042FT1S42	HSBC FINANCE CORP	5.220	05/04/07	5.338	\$ 50,000,000.00	\$ 49,572,250.00		\$ 49,572,250.00
180084	PUR	304	REG	03/06/07	7443HQ472	PRUDENTIAL FUNDING	5.230	03/07/07	5.303	\$ 13,253,000.00	\$ 13,251,074.63		\$ 13,251,074.63
180099	PUR	304	REG	03/06/07	7497TL075	RABOBANK USA FINANCIAL CORP	5.240	03/07/07	5.314	\$ 50,000,000.00	\$ 49,992,722.22		\$ 49,992,722.22
180100	PUR	303	REG	03/07/07	7497TL075	RABOBANK USA FINANCIAL CORP	5.240	03/07/07	5.314	\$ 50,000,000.00	\$ 49,992,722.22		\$ 49,992,722.22
180101	PUR	303	REG	03/07/07	LD07B1414	FIFTH THIRD BANK	5.080	09/05/07	5.080	\$ 5,000,000.00	\$ 5,000,000.00		\$ 5,000,000.00
180102	PUR	303	REG	03/07/07	LD07B1430	FIFTH THIRD BANK	5.100	09/05/07	5.100	\$ 13,500,000.00	\$ 13,500,000.00		\$ 13,500,000.00
180104	PUR	303	REG	03/07/07	LD07B1448	HENRY COUNTY BANK	5.080	09/05/07	5.080	\$ 3,000,000.00	\$ 3,000,000.00		\$ 3,000,000.00
180103	PUR	303	REG	03/07/07	LD07B1455	FIRSTMETH BANK NA	5.100	09/05/07	5.095	\$ 5,000,000.00	\$ 5,000,000.00		\$ 5,000,000.00
180105	PUR	303	REG	03/07/07	LD07B1463	CITIZENS NATIONAL OF BLUFFTON	5.090	09/05/07	5.090	\$ 3,000,000.00	\$ 3,000,000.00		\$ 3,000,000.00
180106	PUR	303	REG	03/07/07	LD07B1471	CITIZENS NATIONAL OF BLUFFTON	5.080	09/05/07	5.081	\$ 2,000,000.00	\$ 2,000,000.00		\$ 2,000,000.00
180107	PUR	303	REG	03/07/07	LD07B1489	OLD FORT BANKING COMPANY	5.080	09/05/07	5.081	\$ 5,000,000.00	\$ 5,000,000.00		\$ 5,000,000.00
180108	PUR	303	REG	03/07/07	LD07B1497	GREENVILLE FEDERAL S&L ASSOC	5.080	09/05/07	5.081	\$ 2,000,000.00	\$ 2,000,000.00		\$ 2,000,000.00
180109	PUR	303	REG	03/07/07	LD07B1505	ARLINGTON BANK	5.090	09/05/07	5.091	\$ 1,000,000.00	\$ 1,000,000.00		\$ 1,000,000.00
180110	PUR	303	REG	03/07/07	LD07B1513	ANTWERP EXCHANGE BANK COMPANY	5.080	09/05/07	5.091	\$ 500,000.00	\$ 500,000.00		\$ 500,000.00
180111	PUR	303	REG	03/07/07	LD07B1521	PEOPLES BANK N.A.	5.100	09/05/07	5.100	\$ 5,000,000.00	\$ 5,000,000.00		\$ 5,000,000.00
180113	PUR	303	REG	03/07/07	LD07B1539	HEARTLAND BANK	5.100	09/05/07	5.100	\$ 1,000,000.00	\$ 1,000,000.00		\$ 1,000,000.00
180114	PUR	303	REG	03/07/07	LD07B1547	HEARTLAND BANK	5.090	09/05/07	5.090	\$ 1,000,000.00	\$ 1,000,000.00		\$ 1,000,000.00
180129	PUR	301	REG	03/16/07	LD07B1562	HEARTLAND BANK	5.080	09/05/07	5.080	\$ 1,000,000.00	\$ 1,000,000.00		\$ 1,000,000.00
180130	PUR	301	REG	03/12/07	31396FH8E8	FMA DEBENTURE	5.080	06/18/10	5.077	\$ 1,000,000.00	\$ 1,000,000.00		\$ 1,000,000.00
146898	CNTR	300	REG	03/07/07	3136F8H63	FIDELITY US GOVERNMENT FUND #57	5.130	04/07/10	5.126	\$ 25,000,000.00	\$ 25,000,000.00		\$ 25,000,000.00
180125	PUR	300	REG	03/07/07	316175108	FIDELITY US GOVERNMENT FUND #57	5.220	05/09/07	5.241	\$ 9,954,000.00	\$ 9,954,000.00		\$ 9,954,000.00
180122	PUR	300	REG	03/07/07	38142US94	GOLDMAN SACHS	5.220	05/11/07	5.348	\$ 23,000,000.00	\$ 22,789,895.00		\$ 22,789,895.00
180123	PUR	300	REG	03/08/07	7443HQ472	PRUDENTIAL FUNDING	5.240	04/09/07	5.338	\$ 26,548,000.00	\$ 26,424,346.32		\$ 26,424,346.32
180121	PUR	300	REG	03/07/07	7497TL083	RABOBANK USA FINANCIAL CORP	5.240	03/08/07	5.314	\$ 43,754,000.00	\$ 43,747,631.36		\$ 43,747,631.36
180145	PUR	300	REG	03/08/07	313394FD5	FHLB DISCOUNT NOTE	5.150	05/04/07	5.264	\$ 50,000,000.00	\$ 49,592,291.67		\$ 49,592,291.67
180146	PUR	300	REG	03/08/07	313394FD6	FHLB DISCOUNT NOTE	5.150	05/04/07	5.259	\$ 20,900,000.00	\$ 19,836,916.67		\$ 19,836,916.67
180140	PUR	300	REG	03/08/07	313396FG3	FILMC DISCOUNT NOTE	5.150	05/07/07	5.268	\$ 50,000,000.00	\$ 49,570,750.00		\$ 49,570,750.00
180141	PUR	300	REG	03/08/07	313396FG3	FILMC DISCOUNT NOTE	5.150	05/07/07	5.268	\$ 50,000,000.00	\$ 49,570,750.00		\$ 49,570,750.00
180142	PUR	300	REG	03/08/07	313396FG3	FILMC DISCOUNT NOTE	5.150	05/07/07	5.268	\$ 50,000,000.00	\$ 49,570,750.00		\$ 49,570,750.00
146898	CNTR	300	REG	03/08/07	316175108	FIDELITY US GOVERNMENT FUND #57	5.210	06/07/07	5.150	\$ 17,360,000.00	\$ 17,360,000.00		\$ 17,360,000.00
180135	PUR	300	REG	03/08/07	4497N1T71	ING (US) FUNDING	5.220	05/11/07	5.342	\$ 47,350,000.00	\$ 46,726,413.65		\$ 46,726,413.65
180134	PUR	300	REG	03/08/07	6937ZBS87	PACARBANK USA FINANCIAL CORP	5.240	03/09/07	5.314	\$ 40,725,000.00	\$ 40,347,072.00		\$ 40,347,072.00
180136	PUR	300	REG	03/09/07	7497TL091	RABOBANK USA FINANCIAL CORP	5.250	03/09/07	5.324	\$ 23,461,000.00	\$ 23,355,138.75		\$ 23,355,138.75
180133	PUR	304	REG	03/09/07	96282DC99	UBS FINANCE	5.240	02/15/09	4.582	\$ 10,000,000.00	\$ 9,709,375.00		\$ 9,727,607.04
180147	PUR	304	REG	03/09/07	912828B22	US TREASURY NOTE	4.750	02/28/09	4.565	\$ 25,000,000.00	\$ 25,085,837.50		\$ 25,114,979.62
180151	PUR	300	REG	03/12/07	0027A1F05	ABBEY NATIONAL NA, LLC	5.240	03/12/07	5.315	\$ 23,461,000.00	\$ 23,355,138.75		\$ 23,355,138.75
180160	PUR	300	REG	03/12/07	07369BQ08	BEAR STEARNS CO	5.240	04/12/07	5.337	\$ 50,000,000.00	\$ 49,978,166.67		\$ 49,978,166.67
180161	PUR	300	REG	03/12/07	59018KRA1	MERRILL LYNCH & CO	5.240	04/10/07	5.335	\$ 50,000,000.00	\$ 49,978,166.67		\$ 49,978,166.67
180163	PUR	300	REG	03/12/07	59018KRA1	MERRILL LYNCH & CO	5.240	04/10/07	5.335	\$ 50,000,000.00	\$ 49,978,166.67		\$ 49,978,166.67
180156	PUR	300	REG	03/09/07	59018KFA1	MERRILL LYNCH & CO	5.240	04/11/07	5.338	\$ 4,111,000.00	\$ 4,093,647.01		\$ 4,093,647.01
180157	PUR	300	REG	03/09/07	59018KBA9	MERRILL LYNCH & CO	5.240	04/11/07	5.338	\$ 3,566,000.00	\$ 3,550,947.52		\$ 3,550,947.52
180149	PUR	304	REG	03/09/07	59018KBB9	MERRILL LYNCH & CO	5.240	04/11/07	5.338	\$ 1,018,000.00	\$ 1,013,110.21		\$ 1,013,110.21
180150	PUR	304	REG	03/09/07	7497TL0C4	RABOBANK USA FINANCIAL CORP	5.240	03/12/07	5.315	\$ 4,545,063.18	\$ 4,545,063.18		\$ 4,545,063.18
180152	PUR	304	REG	03/12/07	912828B22	US TREASURY NOTE	3.000	02/15/09	4.672	\$ 50,000,000.00	\$ 49,978,166.67		\$ 49,978,166.67
										\$ 24,236,328.12	\$	51,795.58	\$ 24,288,123.70

PGM: INVS_MONTHEEND_TRANSACTIONS
 SOURCE: VISAQED
 MODEL: TRANSACTION
 BASIS: SETTLEMENT
 BEGIN: 3/31/07
 END: 3/31/07

RICHARD CORDRAY
 TREASURER, STATE OF OHIO
 INVESTMENT TRANSACTION REPORT
 TRANSACTIONS FOR 03/01/07 TO 03/31/07

INVS#	TAX	FUND	GROUP	SETTLE	CUSIP	DESCRIPTION	RATE	MATURITY	PUR-YL	PAR AMOUNT	PW/PNOC	PS-INTEREST	SETTLE AMT	
180153	PUR	303	SPRU	03/09/07	LD0700822	HUNTINGTON NATIONAL BANK, NA	1.750	03/09/09	1.750	\$ 72,743.07	\$ 72,743.07	\$	\$ 72,743.07	
180174	PUR	300	REG	03/13/07	026355RHH	AMERICAN GENERAL FINANCE CORP	5.250	04/17/07	5.345	\$ 31,810,000.00	\$ 31,647,791.09	\$	\$ 31,647,791.09	
180171	PUR	300	REG	03/12/07	073896S10	BEAR STEARNS CO	5.250	06/01/07	5.352	\$ 25,000,000.00	\$ 24,818,055.56	\$	\$ 24,818,055.56	
180170	PUR	300	REG	03/12/07	073896S8B	BEAR STEARNS CO	5.240	05/11/07	5.360	\$ 50,000,000.00	\$ 49,563,333.33	\$	\$ 49,563,333.33	
180173	PUR	300	REG	03/12/07	173075SR4	CITIGROUP FUNDING INC	5.240	05/25/07	5.371	\$ 33,000,000.00	\$ 32,644,553.33	\$	\$ 32,644,553.33	
180175	PUR	300	REG	03/13/07	173075SR4	CITIGROUP FUNDING INC	5.240	05/25/07	5.370	\$ 15,000,000.00	\$ 14,840,616.67	\$	\$ 14,840,616.67	
146898	CNTR	300	REG	03/12/07	2521E1HD9	DEXIA DELAWARE	5.240	04/13/07	5.337	\$ 50,000,000.00	\$ 49,774,388.89	\$	\$ 49,774,388.89	
180176	PUR	300	REG	03/13/07	3161751HD3	FIDELITY US GOVERNMENT FUND #57	5.240	04/13/07	5.140	\$ 2,823,000.00	\$ 2,823,000.00	\$	\$ 2,823,000.00	
180169	PUR	304	REG	03/12/07	4042F1HD3	HSBG FINANCE CORP	5.250	03/13/07	5.337	\$ 42,204,000.00	\$ 42,013,566.17	\$	\$ 42,013,566.17	
180187	PUR	304	REG	03/12/07	90262DDQ0	UBS FINANCE	5.250	03/13/07	5.324	\$ 42,396,000.00	\$ 42,389,817.25	\$	\$ 42,389,817.25	
180183	PUR	301	REG	03/13/07	073896R105	BEAR STEARNS CO	5.250	06/12/07	5.374	\$ 50,000,000.00	\$ 49,338,986.11	\$	\$ 49,338,986.11	
180196	PUR	301	REG	03/14/07	3128X5L1P1	FILMCO DEBENTURE	5.250	10/06/11	5.140	\$ 50,000,000.00	\$ 50,080,000.00	\$	\$ 50,080,000.00	
180185	PUR	304	REG	03/19/07	3128X5U30	FILMCO MEDIUM TERM NOTE	5.030	04/29/11	5.029	\$ 50,000,000.00	\$ 50,000,000.00	\$	\$ 50,000,000.00	
180186	PUR	304	REG	03/13/07	74977LQ6E	RABOBANK USA FINANCIAL CORP	5.240	03/14/07	5.314	\$ 50,000,000.00	\$ 49,992,722.22	\$	\$ 49,992,722.22	
180192	PUR	300	REG	03/13/07	833665SQE8	RABOBANK USA FINANCIAL CORP	5.250	03/14/07	5.324	\$ 50,000,000.00	\$ 49,666,282.62	\$	\$ 49,666,282.62	
180188	PUR	300	REG	03/14/07	90262DRD9	SOCIETE GENERALE NORTH AMERICA	5.250	04/13/07	5.346	\$ 50,000,000.00	\$ 49,992,708.33	\$	\$ 49,992,708.33	
180182	PUR	303	REG	03/14/07	90262DRD9	UBS FINANCE	5.250	04/13/07	5.346	\$ 18,294,000.00	\$ 18,239,007.50	\$	\$ 18,239,007.50	
180204	PUR	300	SPRU	03/13/07	LD0700830	COMMERCE NATIONAL BANK	5.240	03/13/09	1.750	\$ 110,000.00	\$ 110,000.00	\$	\$ 110,000.00	
180202	PUR	301	REG	03/14/07	073896S93	BEAR STEARNS CO	5.240	06/09/07	5.346	\$ 23,000,000.00	\$ 22,812,524.44	\$	\$ 22,812,524.44	
180208	PUR	300	REG	03/14/07	3128X5V47	FILMCO MEDIUM TERM NOTE	5.050	12/23/11	5.050	\$ 50,000,000.00	\$ 50,000,000.00	\$	\$ 50,000,000.00	
180199	PUR	300	REG	03/14/07	313394D8E	FILB DISCOUNT NOTE	5.200	03/15/07	5.273	\$ 11,000,000.00	\$ 10,998,411.11	\$	\$ 10,998,411.11	
180209	PUR	300	REG	03/14/07	313394F18	FILB DISCOUNT NOTE	5.150	06/11/07	5.265	\$ 43,781,000.00	\$ 43,417,739.31	\$	\$ 43,417,739.31	
170509	CNTR	300	REG	03/14/07	313396G14	FILMCO DISCOUNT NOTE	5.140	06/11/07	5.274	\$ 35,000,000.00	\$ 34,558,555.24	\$	\$ 34,558,555.24	
180200	PUR	304	REG	03/14/07	4812C0670	JP MORGAN US GOVT MKKT #3164	5.280	03/15/07	5.150	\$ 7,466,000.00	\$ 7,466,000.00	\$	\$ 7,466,000.00	
180201	PUR	304	REG	03/14/07	74977LQ6F	RABOBANK USA FINANCIAL CORP	5.280	03/15/07	5.354	\$ 27,482,000.00	\$ 27,477,969.31	\$	\$ 27,477,969.31	
180202	PUR	301	REG	03/14/07	833665S0F3	RABOBANK USA FINANCIAL CORP	5.280	03/15/07	5.354	\$ 50,000,000.00	\$ 49,992,666.67	\$	\$ 49,992,666.67	
180203	PUR	301	REG	03/14/07	833665S0F3	SOCIETE GENERALE NORTH AMERICA	5.280	03/15/07	5.354	\$ 23,778,000.00	\$ 23,774,512.56	\$	\$ 23,774,512.56	
180198	PUR	303	SPRU	03/14/07	LD0700848	FIRST CITIZENS NATIONAL BANK	1.750	03/13/09	1.750	\$ 96,400.00	\$ 96,400.00	\$	\$ 96,400.00	
180223	PUR	300	REG	03/15/07	313394D03	FILB DISCOUNT NOTE	5.230	03/16/07	5.303	\$ 24,466,000.00	\$ 24,462,445.63	\$	\$ 24,462,445.63	
180213	PUR	300	REG	03/15/07	313394F18	FILB DISCOUNT NOTE	5.230	03/16/07	5.303	\$ 18,907,000.00	\$ 18,904,253.23	\$	\$ 18,904,253.23	
180215	PUR	300	REG	03/15/07	313568DD6	FILMCO DISCOUNT NOTE	5.150	06/11/07	5.259	\$ 31,588,000.00	\$ 31,281,083.57	\$	\$ 31,281,083.57	
180216	PUR	300	REG	03/15/07	313588DD6	FILMCO DISCOUNT NOTE	5.230	03/16/07	5.303	\$ 50,000,000.00	\$ 49,992,736.11	\$	\$ 49,992,736.11	
180217	PUR	301	REG	03/15/07	74977LQ65	RABOBANK USA FINANCIAL CORP	5.330	03/16/07	5.405	\$ 50,000,000.00	\$ 49,992,597.22	\$	\$ 49,992,597.22	
180220	PUR	304	REG	03/15/07	74977LQ65	RABOBANK USA FINANCIAL CORP	5.330	03/16/07	5.405	\$ 19,330,000.00	\$ 19,327,138.09	\$	\$ 19,327,138.09	
180221	PUR	304	REG	03/15/07	74977LQ65	RABOBANK USA FINANCIAL CORP	5.330	03/16/07	5.405	\$ 50,000,000.00	\$ 49,992,597.22	\$	\$ 49,992,597.22	
180218	PUR	301	REG	03/15/07	74977LQ65	RABOBANK USA FINANCIAL CORP	5.330	03/16/07	5.405	\$ 28,078,000.00	\$ 28,073,842.90	\$	\$ 28,073,842.90	
180222	PUR	301	REG	03/15/07	833665SQG1	SOCIETE GENERALE NORTH AMERICA	5.330	03/16/07	5.405	\$ 25,000,000.00	\$ 24,986,298.61	\$	\$ 24,986,298.61	
180227	PUR	304	REG	03/16/07	912828G13	US TREASURY NOTE	4.750	02/28/09	4.555	\$ 25,000,000.00	\$ 25,089,443.75	\$	\$ 25,089,443.75	
180237	PUR	301	REG	03/16/07	2521E1OP3	DEXIA DELAWARE	5.240	02/24/11	5.318	\$ 50,000,000.00	\$ 49,949,065.56	\$	\$ 49,949,065.56	
180231	PUR	300	REG	03/16/07	3128X4NS6	FILMCO DEBENTURE	5.250	03/19/07	5.055	\$ 25,000,000.00	\$ 25,087,500.00	\$	\$ 25,087,500.00	
180228	PUR	301	REG	03/16/07	369660M0K2	GENERAL ELECTRIC COMPANY	5.250	03/19/07	5.325	\$ 48,000,000.00	\$ 47,979,125.00	\$	\$ 47,979,125.00	
180229	PUR	301	REG	03/16/07	74977LQ66	RABOBANK USA FINANCIAL CORP	5.250	03/19/07	5.325	\$ 50,000,000.00	\$ 49,978,125.00	\$	\$ 49,978,125.00	
180230	PUR	304	REG	03/16/07	74977LQ66	RABOBANK USA FINANCIAL CORP	5.250	03/19/07	5.325	\$ 18,877,000.00	\$ 18,868,741.31	\$	\$ 18,868,741.31	
180234	PUR	300	REG	03/16/07	74977LQ66	RABOBANK USA FINANCIAL CORP	5.240	03/19/07	5.315	\$ 27,949,000.00	\$ 27,938,795.60	\$	\$ 27,938,795.60	
180226	PUR	304	REG	03/16/07	74977LQ63	RABOBANK USA FINANCIAL CORP	4.750	03/19/07	5.315	\$ 21,727,508.18	\$ 21,727,508.18	\$	\$ 21,727,508.18	
180241	PUR	301	REG	03/19/07	0027A1H27	US TREASURY NOTE	5.270	04/02/07	5.354	\$ 25,000,000.00	\$ 25,070,312.50	\$	\$ 25,070,312.50	
180240	PUR	304	REG	03/19/07	0027A1H27	ABBEY NATIONAL NA LLC	5.250	03/20/07	5.324	\$ 4,332,000.00	\$ 4,323,121.81	\$	\$ 4,323,121.81	
180246	PUR	304	REG	03/20/07	74977LQ14	RABOBANK USA FINANCIAL CORP	5.380	12/15/08	4.661	\$ 2,818,000.00	\$ 2,817,589.04	\$	\$ 2,817,589.04	
180267	PUR	301	REG	03/21/07	31359M3V7	US TREASURY NOTE	5.250	01/12/12	5.209	\$ 25,000,000.00	\$ 24,467,773.45	\$	\$ 24,467,773.45	
										\$ 25,015,625.00	\$	\$ 25,015,625.00		
											\$	\$ 220,209.48	\$	\$ 2,817,589.04
											\$	\$ 251,562.50	\$	\$ 24,687,982.93

PGM: INVS_MONTHEND_TRANSACTIONS
 SOURCE: VESACED
 MODEL: TRANSACTION
 BASIS: SETTLEMENT
 BEGIN: 3/01/07
 END: 3/31/07

RICHARD CONDRAY
 TREASURER, STATE OF OHIO
 INVESTMENT TRANSACTION REPORT
 TRANSACTIONS FOR 03/01/07 TO 03/31/07

INVS#	TXN	FUND	GROUP	SETTLE	CUSIP	DESCRIPTION	RATE	MATURITY	PUR-YL	PAR AMOUNT	PRNPHOC	P/S-INTEREST	SETTLE AMT
146988	CNTR	300	REG	03/20/07	316175108	FIDELITY US GOVERNMENT FUND #57	5.250	03/21/07	5.150	\$ 31,000,000.00	\$ 31,000,000.00		\$ 31,000,000.00
180281	PUR	300	REG	03/20/07	36959JQM8	GENERAL ELECTRIC CAPITAL CORP	5.250	03/21/07	5.324	\$ 50,000,000.00	\$ 49,992,708.33		\$ 49,992,708.33
170509	CNTR	300	REG	03/20/07	4812CC0670	JP MORGAN US GOVT MKKT #3164	5.250	03/21/07	5.160	\$ 31,717,000.00	\$ 31,717,000.00		\$ 31,717,000.00
180258	PUR	304	REG	03/20/07	74977LBP5	RABOBANK USA FINANCIAL CORP	5.260	04/02/07	5.343	\$ 3,136,000.00	\$ 3,130,043.34		\$ 3,130,043.34
180254	PUR	303	SPRJ	03/20/07	90262DROC	UBS FINANCE	5.250	04/02/07	5.350	\$ 25,481,000.00	\$ 25,350,940.73		\$ 25,350,940.73
180270	PUR	301	REG	03/21/07	LD0700865	SKY BANK, SALINEVILLE	1.750	03/20/09	1.750	\$ 53,000.00	\$ 53,000.00		\$ 53,000.00
180271	PUR	304	REG	03/21/07	0027A1R27	ABBEY NATIONAL NA, LLC	5.280	04/02/07	5.342	\$ 6,938,000.00	\$ 6,925,835.37		\$ 6,925,835.37
180273	PUR	300	REG	03/21/07	0027A1S81	ABBEY NATIONAL NA, LLC	5.280	04/02/07	5.342	\$ 4,064,000.00	\$ 4,056,874.45		\$ 4,056,874.45
180275	PUR	300	REG	03/21/07	2521E1T19	DEXIA DELAWARE	5.230	05/25/07	5.353	\$ 48,000,000.00	\$ 47,367,853.33		\$ 47,367,853.33
180274	PUR	300	REG	03/21/07	36959JIT86	GENERAL ELECTRIC CAPITAL CORP	5.220	06/08/07	5.353	\$ 48,000,000.00	\$ 47,450,160.00		\$ 47,450,160.00
180272	PUR	300	REG	03/21/07	4497W1S88	ING (US) FUNDING	5.220	06/08/07	5.353	\$ 15,650,000.00	\$ 15,502,216.18		\$ 15,502,216.18
180278	PUR	300	REG	03/21/07	74433HS13	PRUDENTIAL FUNDING	5.240	05/01/07	5.345	\$ 35,000,000.00	\$ 34,791,127.78		\$ 34,791,127.78
180268	PUR	303	SPRJ	03/21/07	LD0700863	SKY BANK, SALINEVILLE	1.750	03/20/09	1.750	\$ 117,987.00	\$ 117,987.00		\$ 117,987.00
180285	PUR	301	REG	03/23/07	312835W18	FILMC DEBENTURE	5.300	01/09/12	5.166	\$ 25,000,000.00	\$ 25,054,687.50	\$ 272,361.11	\$ 25,327,048.61
180281	PUR	304	REG	03/22/07	36959JQOP1	GENERAL ELECTRIC CAPITAL CORP	5.240	03/23/07	5.314	\$ 25,000,000.00	\$ 24,996,361.11		\$ 24,996,361.11
180282	PUR	300	REG	03/22/07	74977LOP5	RABOBANK USA FINANCIAL CORP	5.250	03/23/07	5.324	\$ 49,889,000.00	\$ 49,881,724.52		\$ 49,881,724.52
180283	PUR	300	REG	03/22/07	74977LOP5	RABOBANK USA FINANCIAL CORP	5.250	03/23/07	5.324	\$ 50,000,000.00	\$ 49,992,708.33		\$ 49,992,708.33
180288	PUR	304	REG	03/23/07	912828E08	US TREASURY NOTE	4.630	03/23/07	5.324	\$ 25,000,000.00	\$ 24,996,354.17		\$ 24,996,354.17
180284	PUR	304	REG	03/23/07	912828E08	US TREASURY NOTE	4.330	08/15/10	4.446	\$ 25,000,000.00	\$ 25,093,750.00	\$ 102,555.25	\$ 24,850,602.12
180283	PUR	304	REG	03/23/07	912828E03	US TREASURY NOTE	4.630	11/15/09	4.496	\$ 10,000,000.00	\$ 10,031,250.00	\$ 408,839.78	\$ 25,502,589.78
180299	PUR	300	REG	03/23/07	0660P1TN1	BANK OF AMERICA	5.220	06/22/07	5.362	\$ 50,000,000.00	\$ 49,340,250.00	\$ 163,535.91	\$ 10,194,785.91
180300	PUR	300	REG	03/23/07	173075TL6	CITIGROUP FUNDING INC	5.220	06/22/07	5.362	\$ 50,000,000.00	\$ 49,354,750.00		\$ 49,354,750.00
180304	PUR	300	REG	03/23/07	2521E1T12	DEXIA DELAWARE	5.220	06/22/07	5.362	\$ 50,000,000.00	\$ 49,304,000.00		\$ 49,304,000.00
170509	CNTR	300	REG	03/23/07	36959JQOS5	GENERAL ELECTRIC CAPITAL CORP	5.240	03/26/07	5.315	\$ 30,000,000.00	\$ 29,986,900.00		\$ 29,986,900.00
180305	PUR	304	REG	03/26/07	4812CC0670	JP MORGAN US GOVT MKKT #3164	4.250	01/15/11	4.487	\$ 8,206,000.00	\$ 8,206,000.00		\$ 8,206,000.00
180308	PUR	304	REG	03/26/07	912828E55	US TREASURY NOTE	4.750	02/28/09	4.594	\$ 25,000,000.00	\$ 24,782,968.75	\$ 205,455.80	\$ 25,989,424.55
180312	PUR	300	REG	03/26/07	912828E53	US TREASURY NOTE	5.220	06/22/07	5.361	\$ 25,000,000.00	\$ 25,070,312.50	\$ 83,899.46	\$ 25,154,211.96
180315	PUR	300	REG	03/26/07	173075TN2	CITIGROUP FUNDING INC	5.240	05/03/07	5.342	\$ 21,359,000.00	\$ 21,243,969.92		\$ 21,243,969.92
180313	PUR	300	REG	03/27/07	74977LOP5	RABOBANK USA FINANCIAL CORP	5.250	03/27/07	5.324	\$ 50,000,000.00	\$ 49,992,708.33		\$ 49,992,708.33
180325	PUR	300	REG	03/27/07	74977LOP5	RABOBANK USA FINANCIAL CORP	5.260	03/28/07	5.334	\$ 35,000,000.00	\$ 34,994,886.11		\$ 34,994,886.11
180323	PUR	304	REG	03/28/07	912828E09	US TREASURY NOTE	4.380	12/15/10	4.489	\$ 25,000,000.00	\$ 24,902,343.75	\$ 309,495.19	\$ 25,211,838.94
180346	PUR	300	REG	03/30/07	313396FW8	FILMC DISCOUNT NOTE	5.150	05/25/07	5.264	\$ 50,000,000.00	\$ 49,592,291.67		\$ 49,592,291.67
180349	PUR	300	REG	03/30/07	313396FW8	FILMC DISCOUNT NOTE	5.160	05/21/07	5.271	\$ 50,000,000.00	\$ 49,627,333.33		\$ 49,627,333.33
180350	PUR	300	REG	03/30/07	313396FW8	FILMC DISCOUNT NOTE	5.160	05/21/07	5.271	\$ 50,000,000.00	\$ 49,627,333.33		\$ 49,627,333.33
180344	PUR	300	REG	03/30/07	313396FW8	FILMC DISCOUNT NOTE	5.160	05/21/07	5.271	\$ 2,890,000.00	\$ 2,779,130.67		\$ 2,779,130.67
180345	PUR	300	REG	03/30/07	313588EF6	FILMC DISCOUNT NOTE	5.160	05/23/07	5.272	\$ 50,000,000.00	\$ 49,613,000.00		\$ 49,613,000.00
180346	PUR	300	REG	03/30/07	313588EF6	FILMC DISCOUNT NOTE	5.160	05/23/07	5.272	\$ 50,000,000.00	\$ 49,613,000.00		\$ 49,613,000.00
180343	PUR	300	REG	03/30/07	313588EF6	FILMC DISCOUNT NOTE	5.160	05/23/07	5.272	\$ 50,000,000.00	\$ 49,613,000.00		\$ 49,613,000.00
180352	PUR	300	REG	03/29/07	313588HC2	FILMC DISCOUNT NOTE	5.140	05/23/07	5.274	\$ 14,767,000.00	\$ 14,652,703.42		\$ 14,652,703.42
170509	CNTR	300	REG	03/29/07	36959JQW6	GENERAL ELECTRIC CAPITAL CORP	5.280	03/30/07	5.354	\$ 28,517,000.00	\$ 28,179,057.71		\$ 28,179,057.71
180336	PUR	301	REG	03/29/07	4812CC0670	JP MORGAN US GOVT MKKT #3164	5.170	03/30/07	5.385	\$ 1,180,000.00	\$ 1,180,000.00		\$ 1,180,000.00
180337	PUR	301	REG	03/29/07	74977LOP5	RABOBANK USA FINANCIAL CORP	5.310	03/30/07	5.385	\$ 25,000,000.00	\$ 24,996,312.50		\$ 24,996,312.50
180338	PUR	304	REG	03/29/07	83365SQW6	SOCIETE GENERALE NORTH AMERICA	5.310	03/30/07	5.385	\$ 50,000,000.00	\$ 49,992,625.00		\$ 49,992,625.00
180339	PUR	304	REG	03/29/07	83365SQW6	SOCIETE GENERALE NORTH AMERICA	5.310	03/30/07	5.385	\$ 20,215,000.00	\$ 20,212,018.29		\$ 20,212,018.29
180341	PUR	304	REG	03/30/07	912828E15	US TREASURY NOTE	4.250	10/15/10	4.488	\$ 25,000,000.00	\$ 24,806,640.62	\$ 484,546.70	\$ 25,291,187.32

PGM: INVS_MONTHEND_TRANSACTIONS
 SOURCE: VESWAQED
 MODEL: TRANSACTION
 BASIS: SETTLEMENT
 BEGIN: 3/31/07
 END: 3/31/07

RICHARD CORDRAY
 TREASURER, STATE OF OHIO
 INVESTMENT TRANSACTION REPORT
 TRANSACTIONS FOR 03/01/07 TO 03/31/07

INVT#	TXN	FUND	GROUP	SETTLE	CUSIP	DESCRIPTION	RATE	MATURITY	PUR-YL	PUR AMOUNT	PRIN/PROC	P/S-INTEREST	SETTLE AMT
180380	PUR	300	REG	03/30/07	313396H44	FHLMC DISCOUNT NOTE	5.140	06/18/07	5.266	\$ 50,000,000.00	\$ 49,429,444.44		\$ 49,429,444.44
180383	PUR	300	REG	03/30/07	313396H44	FHLMC DISCOUNT NOTE	5.140	06/18/07	5.272	\$ 13,118,000.00	\$ 12,968,163.29		\$ 12,968,163.29
180386	PUR	300	REG	03/30/07	313588H2	FHMA DISCOUNT NOTE	5.140	06/20/07	5.288	\$ 25,000,000.00	\$ 24,707,590.28		\$ 24,707,590.28
170509	CNTR	300	REG	03/30/07	4812C0670	JP MORGAN US GOVT MMKT #3164			5.170	\$ 32,173,000.00	\$ 32,173,000.00		\$ 32,173,000.00
180376	PUR	301	REG	03/30/07	74977LR25	RABOBANK USA FINANCIAL CORP	5.370	04/02/07	5.447	\$ 50,000,000.00	\$ 49,977,625.00		\$ 49,977,625.00
180377	PUR	301	REG	03/30/07	74977LR25	RABOBANK USA FINANCIAL CORP	5.370	04/02/07	5.447	\$ 162,000.00	\$ 161,927.51		\$ 161,927.51
180378	PUR	304	REG	03/30/07	74977LR25	RABOBANK USA FINANCIAL CORP	5.370	04/02/07	5.447	\$ 44,944,000.00	\$ 44,923,887.56		\$ 44,923,887.56
180379	PUR	300	REG	03/30/07	74977LR25	RABOBANK USA FINANCIAL CORP	5.370	04/02/07	5.447	\$ 35,000,000.00	\$ 34,984,337.50		\$ 34,984,337.50
180375	PUR	303	SPPJ	03/30/07	LD0700871	FIRST FINANCIAL BANK, NA	1.750	03/30/09	1.750	\$ 75,000.00	\$ 75,000.00		\$ 75,000.00
										\$ 6,390,062,675.95	\$ 6,365,745,255.15	\$ 5,654,906.27	\$ 6,371,400,161.42

PGM: INVS_MONTHEND_TRANSACTIONS
 SOURCE: VISUOQED
 MODEL: TRANSACTION
 BASIS: SETTLEMENT
 BEGIN: 3/01/07
 END: 3/31/07

RICHARD CORDRAY
 TREASURER, STATE OF OHIO
 INVESTMENT TRANSACTION REPORT
 TRANSACTIONS FOR 03/01/07 TO 03/31/07

INVT#	TYN	FUND	GROUP	SETTLE	CUSIP	DESCRIPTION	RATE	MATURITY	PUR-PL	PAR AMOUNT	PRN/PROC	P/S-INTEREST	SETTLE AMT
177258	SALE	304	REG	03/01/07	912828FE5	US TREASURY NOTE	4.880	05/15/09		\$ 30,000,000.00	\$ 30,164,062.50	\$ 428,245.86	\$ 30,592,308.36
177258	SALE	304	REG	03/01/07	912828FE5	US TREASURY NOTE	4.880	05/15/09		\$ 20,000,000.00	\$ 20,109,375.00	\$ 285,497.24	\$ 20,394,872.24
176823	SALE	304	REG	03/01/07	912828FG0	US TREASURY NOTE	4.880	05/31/08		\$ 50,000,000.00	\$ 50,046,875.00	\$ 609,375.00	\$ 50,656,250.00
176823	SALE	304	REG	03/01/07	912828FG0	US TREASURY NOTE	4.880	05/31/08		\$ 50,000,000.00	\$ 50,046,875.00	\$ 609,375.00	\$ 50,656,250.00
178072	SALE	304	REG	03/01/07	912828FP0	US TREASURY NOTE	4.880	08/15/09		\$ 25,000,000.00	\$ 25,171,875.00	\$ 37,707.18	\$ 25,209,582.18
178448	SALE	304	REG	03/01/07	912828FP0	US TREASURY NOTE	4.880	08/15/09		\$ 20,000,000.00	\$ 20,128,125.00	\$ 37,707.18	\$ 20,165,832.18
178450	SALE	304	REG	03/01/07	912828FP0	US TREASURY NOTE	4.880	08/15/09		\$ 20,000,000.00	\$ 20,128,125.00	\$ 37,707.18	\$ 20,165,832.18
179991	SALE	304	REG	03/02/07	912828FP6	US TREASURY NOTE	4.880	08/31/08		\$ 25,000,000.00	\$ 25,062,500.00	\$ 8,623.64	\$ 25,069,123.64
170509	WTHD	300	REG	03/02/07	4812C0670	JP MORGAN US GOVT MMKT #3164				\$ 3,274,000.00	\$ 3,274,000.00	\$ 55,993.23	\$ 25,005,157.98
174635	SALE	304	REG	03/05/07	912828E88	US TREASURY NOTE	4.300	02/15/09		\$ 100,000,000.00	\$ 100,000,000.00	\$ 993.06	\$ 100,993.06
175674	SALE	303	SPRJ	03/02/07	AG0602965	FIRST CENTRAL NATIONAL BANK	1.100	04/05/07		\$ 100,000,000.00	\$ 100,000,000.00	\$ 32,568.53	\$ 100,000,000.00
177934	WTHD	299	REG	03/05/07	200654234	STATE & LOCAL GOVT SEC - DEM DEP	3.930			\$ 1,346,371.87	\$ 1,346,371.87	\$ 20,089.98	\$ 1,366,461.85
178901	WTHD	297	REG	03/05/07	200654234	STATE & LOCAL GOVT SEC - DEM DEP	3.930			\$ 20,089.98	\$ 20,089.98	\$ 299,999.00	\$ 220,089.98
178938	WTHD	297	REG	03/05/07	200654234	STATE & LOCAL GOVT SEC - DEM DEP	3.930			\$ 20,089.98	\$ 20,089.98	\$ 299,999.00	\$ 220,089.98
183909	WTHD	304	REG	03/05/07	300250701	EVERGREEN INST TREASURY MMKT	0.830			\$ 1,163,182.67	\$ 1,163,182.67	\$ 25,105,468.75	\$ 117,403.31
179933	SALE	304	REG	03/06/07	912828FM7	US TREASURY NOTE	5.000	07/31/08		\$ 25,000,000.00	\$ 25,105,468.75	\$ 3,646.27	\$ 25,222,872.06
178088	CALL	303	SPRJ	03/05/07	LD0700319	OSGOOD STATE BANK	1.750	09/05/08		\$ 10,182.17	\$ 10,182.17	\$ 2,777.59	\$ 10,182.17
178088	CALL	303	SPRJ	03/05/07	LD0700327	CITIZENS NATIONAL OF BLUFFTON	1.750	09/05/08		\$ 3,646.27	\$ 3,646.27	\$ 7,000.00	\$ 7,000.00
178088	CALL	303	SPRJ	03/05/07	LD0700335	SKY BANK, SALINEVILLE	1.750	09/05/08		\$ 7,000.00	\$ 7,000.00	\$ 2,777.59	\$ 2,777.59
180005	WTHD	301	REG	03/06/07	4812C0670	JP MORGAN US GOVT MMKT #3164	1.750	09/05/08		\$ 255,458.33	\$ 255,458.33	\$ 7,000.00	\$ 255,458.33
176113	SALE	303	SPRJ	03/06/07	AG0606370	PEOPLES BANK COMPANY	1.750	04/05/07		\$ 182,368.05	\$ 182,368.05	\$ 5,753.64	\$ 182,368.05
180005	WTHD	301	REG	03/06/07	4812C0670	JP MORGAN US GOVT MMKT #3164	1.750	09/05/08		\$ 15,163.54	\$ 15,163.54	\$ 4,308.66	\$ 15,163.54
172996	CALL	303	SPRJ	03/07/07	LD0600069	FIRST CITIZENS NATIONAL BANK	1.250	03/07/08		\$ 125,000.00	\$ 125,000.00	\$ 3,825.92	\$ 125,000.00
174988	CALL	303	SPRJ	03/07/07	LD0600077	SKY BANK, SALINEVILLE	1.750	09/07/08		\$ 100,000.00	\$ 100,000.00	\$ 3,825.92	\$ 100,000.00
146173	WTHD	302	DPTF	03/07/07	STAR30210	STAR OHIO 27044	1.250	04/05/07		\$ 3,825.92	\$ 3,825.92	\$ 11,977,000.00	\$ 11,977,000.00
177017	SALE	303	SPRJ	03/08/07	AG0609095	WELLS FARGO BANK OHIO, NA	1.100	04/05/07		\$ 2,057.11	\$ 2,057.11	\$ 1,228,172.83	\$ 1,228,172.83
146898	WTHD	300	REG	03/08/07	LD0700343	SKY BANK, SALINEVILLE	1.750	09/07/07		\$ 11,977,000.00	\$ 11,977,000.00	\$ 2,057.11	\$ 11,977,000.00
179334	WTHD	299	REG	03/09/07	316175108	FIDELITY US GOVERNMENT FUND #57	3.930			\$ 2,057.11	\$ 2,057.11	\$ 49,773,437.50	\$ 49,773,437.50
179334	WTHD	299	REG	03/09/07	200654234	STATE & LOCAL GOVT SEC - DEM DEP	3.930			\$ 1,228,172.83	\$ 1,228,172.83	\$ 2,057.11	\$ 1,228,172.83
179991	SALE	304	REG	03/12/07	200654234	STATE & LOCAL GOVT SEC - DEM DEP	4.880			\$ 25,000,000.00	\$ 25,032,226.55	\$ 43,053.67	\$ 25,075,280.22
178133	CALL	303	SPRJ	03/13/07	912828FH6	US TREASURY NOTE	1.750	08/31/08		\$ 6,465.18	\$ 6,465.18	\$ 6,465.18	\$ 6,465.18
178134	CALL	303	SPRJ	03/12/07	LD0700350	SKY BANK, SALINEVILLE	1.750	09/12/08		\$ 6,147.16	\$ 6,147.16	\$ 49,300,000.00	\$ 49,300,000.00
178550	SALE	304	REG	03/14/07	3134AA4V9	NATIONAL CITY BANK	3.880	06/15/08		\$ 50,000,000.00	\$ 49,650,000.00	\$ 24,899,496.53	\$ 24,899,496.53
178551	SALE	304	REG	03/14/07	3134AA4V9	FILMCO DEBENTURE	3.880	06/15/08		\$ 50,000,000.00	\$ 49,650,000.00	\$ 24,899,496.53	\$ 24,899,496.53
178946	SALE	304	REG	03/14/07	3134AA4V9	FILMCO DEBENTURE	4.630	02/21/08		\$ 6,147.16	\$ 6,147.16	\$ 147,743.06	\$ 147,743.06
146898	WTHD	300	REG	03/14/07	912828BE2	FIDELITY US GOVERNMENT FUND #57	3.000	02/15/09		\$ 10,000,000.00	\$ 9,715,625.00	\$ 22,375.89	\$ 9,738,000.89
180148	SALE	304	REG	03/14/07	912828BE2	US TREASURY NOTE	4.750	02/28/09		\$ 25,000,000.00	\$ 24,271,484.97	\$ 55,939.23	\$ 24,327,423.60
180152	SALE	304	REG	03/14/07	912828BE2	US TREASURY NOTE	4.750	02/28/09		\$ 10,000,000.00	\$ 9,715,625.00	\$ 22,375.89	\$ 9,738,000.89
176964	SALE	303	SPRJ	03/15/07	AG0606206	FIRST NATIONAL BANK OF PANDORA	4.500	08/04/08		\$ 25,000,000.00	\$ 24,892,000.00	\$ 128,125.00	\$ 24,960,125.00
176964	SALE	304	REG	03/15/07	31359M4V9	FNMA DEBENTURE	1.750	03/14/08		\$ 8,827.15	\$ 8,827.15	\$ 19,965,100.00	\$ 19,965,100.00
176999	SALE	304	REG	03/15/07	31359M4V9	FNMA DEBENTURE	1.750	03/14/08		\$ 8,827.15	\$ 8,827.15	\$ 19,965,100.00	\$ 19,965,100.00
175444	CALL	303	SPRJ	03/14/07	LD0600493	SKY BANK, SALINEVILLE	1.100	03/30/07		\$ 50,000.00	\$ 50,000.00	\$ 418.61	\$ 50,418.61
177010	SALE	303	SPRJ	03/15/07	AG0609370	WELLS FARGO BANK OHIO, NA	4.100	04/05/07		\$ 5,000.00	\$ 5,000.00	\$ 5,000.00	\$ 5,000.00
176113	SALE	303	SPRJ	03/16/07	AG0606370	PEOPLES BANK COMPANY	4.100	04/05/07		\$ 18,051.41	\$ 18,051.41	\$ 5,230,674.15	\$ 18,051.41
177934	WTHD	299	REG	03/19/07	200640852	STATE & LOCAL GOVT SEC - DEM DEP	3.930			\$ 14,841.47	\$ 14,841.47	\$ 22,805,000.00	\$ 22,805,000.00
179801	WTHD	298	REG	03/19/07	200654234	STATE & LOCAL GOVT SEC - DEM DEP	3.930			\$ 22,805,000.00	\$ 22,805,000.00	\$ 29,939,000.00	\$ 29,939,000.00
179838	WTHD	297	REG	03/19/07	200654234	STATE & LOCAL GOVT SEC - DEM DEP	3.930			\$ 22,805,000.00	\$ 22,805,000.00	\$ 29,939,000.00	\$ 29,939,000.00
170509	WTHD	300	REG	03/19/07	4812C0670	JP MORGAN US GOVT MMKT #3164	3.860			\$ 25,000,000.00	\$ 25,000,000.00	\$ 24,492,187.50	\$ 24,717,032.97
170509	WTHD	300	REG	03/19/07	4812C0670	JP MORGAN US GOVT MMKT #3164	3.860			\$ 25,000,000.00	\$ 25,000,000.00	\$ 24,492,187.50	\$ 24,717,032.97
180246	SALE	304	REG	03/22/07	912828H16	US TREASURY NOTE	3.360	12/15/08		\$ 25,000,000.00	\$ 25,000,000.00	\$ 70,991.85	\$ 25,070,991.85
180226	SALE	304	REG	03/22/07	912828G13	US TREASURY NOTE	4.750	02/28/09		\$ 25,000,000.00	\$ 25,000,000.00	\$ 70,991.85	\$ 25,070,991.85

PGM: INVS_MONTHEND_TRANSACTIONS
 SOURCE: VISUALQED
 MODEL: TRANSACTION
 BASIS: SETTLEMENT
 BEGIN: 3/01/07
 END: 3/31/07

RICHARD CORDRAY
 TREASURER, STATE OF OHIO

INVESTMENT TRANSACTION REPORT
 TRANSACTIONS FOR 03/01/07 TO 03/31/07

INVT#	TXN	FUND	GROUP	SETTLE	CUSIP	DESCRIPTION	RATE	MATURITY	PURCH	PAR AMOUNT	PANPROC	PIS-INTEREST	SETTLE AMT
173082	CALL	303	SPRU	03/21/07	LD0600105	PEOPLES BANK, N.A.	1.750	09/21/07		\$ 13,000.00	\$ 13,000.00		\$ 13,000.00
175137	CALL	303	SPRU	03/21/07	LD0600527	COMMERCE NATIONAL BANK	1.750	03/21/08		\$ 19,058.84	\$ 19,058.84		\$ 19,058.84
178547	SALE	304	REG	03/23/07	31344AZU1	FILMG DEBENTURE	4.630	02/21/08		\$ 25,000.00	\$ 24,878,906.25	\$ 102,777.78	\$ 24,981,684.03
146898	WTHD	300	REG	03/22/07	316175108	FIDELITY US GOVERNMENT FUND #57	1.170			\$ 26,757,000.00			\$ 26,757,000.00
178239	CALL	303	SPRU	03/22/07	LD0700384	OLD FORT BANKING COMPANY	1.750	09/22/08		\$ 2,560.61	\$ 2,560.61		\$ 2,560.61
178241	CALL	303	SPRU	03/22/07	LD0700400	NATIONAL CITY BANK	1.750	09/22/08		\$ 16,448.00	\$ 16,448.00		\$ 16,448.00
164058	WTHD	304	REG	03/23/07	316175108	FIDELITY US GOVERNMENT FUND #57	0.920			\$ 658,294.61	\$ 658,294.61		\$ 658,294.61
170509	WTHD	300	REG	03/23/07	4812C0670	JP MORGAN US GOVT MMKT #3164				\$ 31,251,000.00	\$ 31,251,000.00		\$ 31,251,000.00
180005	WTHD	301	REG	03/25/07	4812C0670	JP MORGAN US GOVT MMKT #3164				\$ 345,145.49	\$ 345,145.49		\$ 345,145.49
178250	CALL	303	SPRU	03/25/07	LD0700418	FIRST CITIZENS NATIONAL BANK	1.750	09/25/08		\$ 5,193.20	\$ 5,193.20		\$ 5,193.20
177934	WTHD	299	REG	03/26/07	200640852	STATE & LOCAL GOVT SEC - DEM DEP	4.100			\$ 49,140.95	\$ 49,140.95		\$ 49,140.95
178901	WTHD	299	REG	03/26/07	200654234	STATE & LOCAL GOVT SEC - DEM DEP	3.930			\$ 1,119,121.81	\$ 1,119,121.81		\$ 1,119,121.81
178938	WTHD	297	REG	03/26/07	200658189	STATE & LOCAL GOVT SEC - DEM DEP	3.860			\$ 129,648.75	\$ 129,648.75		\$ 129,648.75
164058	WTHD	304	REG	03/26/07	316175108	FIDELITY US GOVERNMENT FUND #57	0.920			\$ 152,636.51	\$ 152,636.51		\$ 152,636.51
170509	WTHD	300	REG	03/26/07	4812C0670	JP MORGAN US GOVT MMKT #3164				\$ 4,922,000.00	\$ 4,922,000.00		\$ 4,922,000.00
173105	CALL	303	SPRU	03/26/07	LD0600113	FIFTH THIRD BANK	1.750	09/26/07		\$ 24,999.96	\$ 24,999.96		\$ 24,999.96
146898	WTHD	300	REG	03/27/07	318175108	FIDELITY US GOVERNMENT FUND #57	1.170			\$ 4,196,000.00	\$ 4,196,000.00		\$ 4,196,000.00
176064	SALE	303	SPRU	03/27/07	AG0606296	FIRST NATIONAL BANK OF PANDORA	1.100	04/05/07		\$ 14,700.00	\$ 14,700.00		\$ 14,700.00
175166	CALL	303	SPRU	03/27/07	LD0600535	FARMERS & MERCHANTS STATE BANK	1.750	03/27/08		\$ 23,470.45	\$ 23,470.45		\$ 23,470.45
179418	SALE	304	REG	03/29/07	3133XZP7	FILB DEBENTURE	5.000	09/12/08		\$ 25,000,000.00	\$ 25,007,500.00	\$ 59,027.78	\$ 25,066,527.78
146898	WTHD	300	REG	03/29/07	3133XZP7	FILB DEBENTURE	1.170			\$ 5,071,000.00	\$ 5,071,000.00		\$ 5,071,000.00
164058	WTHD	304	REG	03/28/07	316175108	FIDELITY US GOVERNMENT FUND #57	0.920			\$ 20,000,000.00	\$ 19,740,625.00	\$ 78,314.92	\$ 19,818,939.92
180016	SALE	304	REG	03/29/07	912828DK3	US TREASURY NOTE	3.980	02/15/08		\$ 211,838.94	\$ 211,838.94		\$ 211,838.94
180308	SALE	304	REG	03/29/07	912828GJ3	US TREASURY NOTE	4.750	02/28/09		\$ 25,000,000.00	\$ 25,109,375.00	\$ 93,580.16	\$ 25,202,955.16
178933	CALL	303	SPRU	03/29/07	LD0700426	SKY BANK, SALINEVILLE	1.750	09/29/08		\$ 8,298.32	\$ 8,298.32		\$ 8,298.32
175233	CALL	303	SPRU	03/31/07	LD0600550	PEOPLES SAVINGS BANK	1.750	03/31/08		\$ 5,877.81	\$ 5,877.81		\$ 5,877.81
										\$ 918,873,048.67	\$ 916,747,172.09	\$ 4,283,158.46	\$ 921,030,330.55
										\$ 7,308,935,724.62	\$ 7,282,492,427.24	\$ 9,938,064.73	\$ 7,292,430,491.97

PGM: INVS_MONTHEND_TRANSACTIONS
 SOURCE: VISUQED
 MODEL: TRANSACTION
 BASIS: SETTLEMENT
 BEGIN: 3/01/07
 END: 3/31/07

RICHARD CORDRAY
 TREASURER, STATE OF OHIO

INVESTMENT TRANSACTION REPORT
 TRANSACTIONS FOR 03/01/07 TO 03/31/07

INVS#	TXN	FUND	GROUP	SETTLE	CUSIP	DESCRIPTION	RATE	MATURITY	PURY1	PUR	PAR AMOUNT	PAN/PROC	PIS-INTEREST	SETTLE AMT
180034	PUR	400	STAR	03/01/07	0660P1SW2	BANK OF AMERICA	5.220	05/03/07	5.362	\$	30,000,000.00	\$	29,608,500.00	
180045	PUR	400	STAR	03/01/07	313589GN3	FNMA DISCOUNT NOTE	5.190	03/02/07	5.253	\$	23,421,000.00	\$	23,417,623.47	
180043	PUR	400	STAR	03/01/07	38142US11	GOLDMAN SACHS	5.210	05/01/07	5.329	\$	40,000,000.00	\$	39,846,877.78	
180053	PUR	400	STAR	03/02/07	0660P1T19	BANK OF AMERICA	5.220	06/01/07	5.358	\$	20,000,000.00	\$	19,736,352.78	
180061	PUR	400	STAR	03/02/07	313589CP4	FNMA DISCOUNT NOTE	5.200	03/05/07	5.275	\$	4,114,000.00	\$	4,112,217.27	
180058	PUR	400	STAR	03/02/07	74433HQ56	PRUDENTIAL FUNDING	5.220	03/05/07	5.295	\$	30,000,000.00	\$	29,986,950.00	
180072	PUR	400	STAR	03/05/07	00137FRW4	AIG FUNDING INC	5.200	04/30/07	5.315	\$	50,000,000.00	\$	49,595,555.56	
180076	PUR	400	STAR	03/05/07	4042F1S34	HSEC FINANCE CORP	5.210	05/03/07	5.328	\$	50,000,000.00	\$	49,573,069.44	
180074	PUR	400	STAR	03/05/07	69372BSX9	PACCAR FINANCIAL CORP	5.190	05/31/07	5.329	\$	45,000,000.00	\$	44,435,587.50	
180078	PUR	400	STAR	03/05/07	RP0305074	FIFTH THIRD BANK, CINCI	5.150	03/06/07	5.150	\$	5,858,991.00	\$	5,858,991.00	
180092	PUR	400	STAR	03/08/07	39142USVS	GOLDMAN SACHS	5.220	05/29/07	5.356	\$	50,000,000.00	\$	49,405,500.00	
180096	PUR	400	STAR	03/06/07	74977LS81	RABOBANK USA FINANCIAL CORP	5.210	05/08/07	5.331	\$	30,000,000.00	\$	29,726,475.00	
180091	PUR	400	STAR	03/06/07	90282DS48	USF FINANCE	5.140	05/04/07	5.364	\$	35,000,000.00	\$	34,699,714.58	
180126	PUR	400	STAR	03/07/07	RP0306072	FIFTH THIRD BANK, CINCI	5.150	03/07/07	5.279	\$	16,178,321.00	\$	16,178,321.00	
180124	PUR	400	STAR	03/07/07	313396GE7	FNMA DISCOUNT NOTE	5.150	05/29/07	5.285	\$	50,000,000.00	\$	49,406,895.83	
180137	PUR	400	STAR	03/07/07	RP0307070	FIFTH THIRD BANK, CINCI	5.140	03/08/07	5.140	\$	50,000,000.00	\$	49,399,166.67	
180136	PUR	400	STAR	03/08/07	880592FC9	TVX DISCOUNT NOTE	5.150	05/03/07	5.259	\$	50,000,000.00	\$	49,599,833.33	
180155	PUR	400	STAR	03/09/07	RP0309078	FIFTH THIRD BANK, CINCI	5.180	05/04/07	5.274	\$	29,621,191.00	\$	29,621,191.00	
180154	PUR	400	STAR	03/09/07	313394FG1	FNMA DISCOUNT NOTE	5.150	05/25/07	5.280	\$	50,000,000.00	\$	49,378,916.67	
180159	PUR	400	STAR	03/09/07	313589GN9	FNMA DISCOUNT NOTE	5.140	03/12/07	5.140	\$	19,170,689.00	\$	19,170,689.00	
180164	PUR	400	STAR	03/10/07	313589GF6	FIFTH THIRD BANK, CINCI	5.150	06/06/07	5.289	\$	38,885,997.00	\$	38,885,997.00	
180177	PUR	400	STAR	03/12/07	313396GL1	FNMA DISCOUNT NOTE	5.150	06/04/07	5.285	\$	50,000,000.00	\$	49,389,166.67	
180178	PUR	400	STAR	03/12/07	RP0312070	FIFTH THIRD BANK, CINCI	5.130	03/13/07	5.130	\$	25,941,959.00	\$	25,941,959.00	
180193	PUR	400	STAR	03/13/07	313396GF1	FNMA DISCOUNT NOTE	5.150	05/01/07	5.258	\$	39,485,500.00	\$	39,485,500.00	
180184	PUR	400	STAR	03/13/07	313589FF8	FNMA DISCOUNT NOTE	5.150	05/01/07	5.280	\$	24,494,000.00	\$	24,220,687.78	
180191	PUR	400	STAR	03/13/07	313589GF6	FNMA DISCOUNT NOTE	5.150	06/06/07	5.286	\$	19,022,000.00	\$	18,790,697.76	
180194	PUR	400	STAR	03/13/07	RP0313078	FIFTH THIRD BANK, CINCI	5.130	03/14/07	5.130	\$	4,388,841.00	\$	4,388,841.00	
180207	PUR	400	STAR	03/14/07	313394FT1	FHLB DISCOUNT NOTE	5.140	05/18/07	5.274	\$	25,721,000.00	\$	25,717,284.74	
180206	PUR	400	STAR	03/14/07	313396GT4	FNMA DISCOUNT NOTE	5.140	06/11/07	5.274	\$	30,000,000.00	\$	29,721,583.33	
180212	PUR	400	STAR	03/15/07	0027A1S83	ABBEY NATIONAL VA, LLC	5.240	05/08/07	5.350	\$	45,000,000.00	\$	44,646,837.50	
180224	PUR	400	STAR	03/15/07	RP0315073	FIFTH THIRD BANK, CINCI	5.230	03/16/07	5.230	\$	33,196,623.00	\$	33,196,623.00	
180232	PUR	400	STAR	03/16/07	313394FT1	FHLB DISCOUNT NOTE	5.150	05/18/07	5.284	\$	50,000,000.00	\$	49,549,812.50	
180233	PUR	400	STAR	03/16/07	313589GF1	FNMA DISCOUNT NOTE	5.160	06/13/07	5.273	\$	50,000,000.00	\$	49,365,256.94	
180235	PUR	400	STAR	03/16/07	RP0316071	FIFTH THIRD BANK, CINCI	5.140	06/18/07	5.275	\$	11,045,309.00	\$	11,045,309.00	
180243	PUR	400	STAR	03/19/07	313396HA4	FNMA DISCOUNT NOTE	5.140	06/18/07	5.275	\$	50,000,000.00	\$	49,350,993.06	
180244	PUR	400	STAR	03/19/07	83366SQ10	SCOCIETE GENERALE NORTH AMERICA	5.150	03/20/07	5.334	\$	40,000,000.00	\$	39,994,155.56	
180255	PUR	400	STAR	03/20/07	07389BSA0	BEAR STEARNS CO	5.150	05/10/07	5.342	\$	26,060,667.00	\$	26,060,667.00	
180256	PUR	400	STAR	03/20/07	313396HA4	FNMA DISCOUNT NOTE	5.150	05/10/07	5.342	\$	24,800,000.00	\$	24,619,239.00	
180260	PUR	400	STAR	03/20/07	313589DH5	FNMA DISCOUNT NOTE	5.130	05/22/07	5.225	\$	7,183,972.43	\$	7,181,972.43	
180256	PUR	400	STAR	03/21/07	59018KSH5	MERRILL LYNCH & CO	5.230	05/17/07	5.348	\$	35,000,000.00	\$	34,885,787.50	
180279	PUR	400	STAR	03/21/07	313394DU5	FILE DISCOUNT NOTE	5.130	03/22/07	5.172	\$	3,580,000.00	\$	3,580,000.00	
180278	PUR	400	STAR	03/21/07	74433RH13	PRUDENTIAL FUNDING	5.150	05/31/07	5.270	\$	45,000,000.00	\$	44,543,381.25	
180280	PUR	400	STAR	03/22/07	02635SSA6	AMERICAN GENERAL FINANCE CORP	5.240	05/10/07	5.345	\$	40,000,000.00	\$	39,761,288.89	
180290	PUR	400	STAR	03/22/07	313889DK8	FNMA DISCOUNT NOTE	5.120	03/23/07	5.192	\$	3,361,000.00	\$	3,360,521.99	

PGM: INVS_MONTHEND_TRANSACTIONS
 SOURCE: VISUOED
 MODEL: TRANSACTIONS
 BASIS: SETTLEMENT
 BEGIN: 3/01/07
 END: 3/31/07

RICHARD CORDRAY
 TREASURER, STATE OF OHIO
 INVESTMENT TRANSACTION REPORT
 TRANSACTIONS FOR 03/01/07 TO 03/31/07

INVEST#	TAX	FUND	GROUP	SETTLE	CUSIP	DESCRIPTION	RATE	MATURITY	PUR-YL	PAR AMOUNT	PRN/PROC	P/S-INTEREST	SETTLE AMT
180289	PUR	400	STAR	03/22/07	3135888FZ3	FNMA DISCOUNT NOTE	5.130	05/24/07	5.248	\$ 45,000,000.00	\$ 44,596,012.50		\$ 44,596,012.50
180286	PUR	400	STAR	03/22/07	74977LQP5	RABOBANK USA FINANCIAL CORP	5.250	03/23/07	5.324	\$ 20,000,000.00	\$ 19,997,083.33		\$ 19,997,083.33
180297	PUR	400	STAR	03/23/07	17307SSH6	CITIGROUP FUNDING INC	5.240	05/17/07	5.356	\$ 50,000,000.00	\$ 49,599,722.22		\$ 49,599,722.22
180298	PUR	400	STAR	03/23/07	2521EISQ9	DEXIA DELAWARE	5.240	05/24/07	5.356	\$ 40,000,000.00	\$ 39,639,366.67		\$ 39,639,366.67
180301	PUR	400	STAR	03/23/07	313394HE2	FHLB DISCOUNT NOTE	5.130	06/22/07	5.270	\$ 50,000,000.00	\$ 49,351,625.00		\$ 49,351,625.00
180303	PUR	400	STAR	03/23/07	313588HC2	FNMA DISCOUNT NOTE	5.100	03/28/07	5.268	\$ 50,000,000.00	\$ 49,365,875.00		\$ 49,365,875.00
180306	PUR	400	STAR	03/23/07	RP0323072	FIFTH THIRD BANK, CINCI	5.240	03/28/07	5.100	\$ 22,423,391.00	\$ 22,423,391.00		\$ 22,423,391.00
180311	PUR	400	STAR	03/26/07	073998SNZ	BEAR STEARNS CO	5.230	06/01/07	5.357	\$ 50,000,000.00	\$ 49,585,166.67		\$ 49,585,166.67
180314	PUR	400	STAR	03/26/07	74439HT12	PRUDENTIAL FUNDING	5.080	03/27/07	5.080	\$ 45,000,000.00	\$ 44,561,987.50		\$ 44,561,987.50
180316	PUR	400	STAR	03/26/07	RP0326070	FIFTH THIRD BANK, CINCI	5.140	06/18/07	5.269	\$ 34,396,102.00	\$ 34,396,102.00		\$ 34,396,102.00
180319	PUR	400	STAR	03/27/07	313396HH4	FILMC DISCOUNT NOTE	5.140	06/25/07	5.274	\$ 50,000,000.00	\$ 49,408,048.61		\$ 49,408,048.61
180320	PUR	400	STAR	03/27/07	313396HH9	FILMC DISCOUNT NOTE	5.140	06/25/07	5.274	\$ 50,000,000.00	\$ 49,358,125.00		\$ 49,358,125.00
180327	PUR	400	STAR	03/27/07	RP0327078	FIFTH THIRD BANK, CINCI	5.100	03/28/07	5.100	\$ 9,394,086.00	\$ 9,394,086.00		\$ 9,394,086.00
180331	PUR	400	STAR	03/28/07	313588HC2	FNMA DISCOUNT NOTE	5.140	06/27/07	5.275	\$ 50,000,000.00	\$ 49,400,333.33		\$ 49,400,333.33
180332	PUR	400	STAR	03/28/07	313588HC2	FNMA DISCOUNT NOTE	5.110	03/29/07	5.110	\$ 40,000,000.00	\$ 39,480,794.44		\$ 39,480,794.44
180333	PUR	400	STAR	03/28/07	RP0328076	FIFTH THIRD BANK, CINCI	5.140	06/27/07	5.279	\$ 50,000,000.00	\$ 49,357,500.00		\$ 49,357,500.00
180342	PUR	400	STAR	03/29/07	313588HC4	FNMA DISCOUNT NOTE	5.130	06/27/07	5.279	\$ 50,000,000.00	\$ 49,357,500.00		\$ 49,357,500.00
180353	PUR	400	STAR	03/29/07	RP0329074	FIFTH THIRD BANK, CINCI	5.150	06/01/07	5.284	\$ 33,044,416.00	\$ 33,044,416.00		\$ 33,044,416.00
180381	PUR	400	STAR	03/30/07	313394GH6	FHLB DISCOUNT NOTE	5.130	06/01/07	5.254	\$ 50,000,000.00	\$ 49,549,812.50		\$ 49,549,812.50
180382	PUR	400	STAR	03/30/07	313394GG6	FHLB DISCOUNT NOTE	5.130	06/08/07	5.254	\$ 50,000,000.00	\$ 49,501,250.00		\$ 49,501,250.00
180394	PUR	400	STAR	03/30/07	RP0330072	FIFTH THIRD BANK, CINCI	5.000	04/02/07	5.000	\$ 35,603,817.00	\$ 35,603,817.00		\$ 35,603,817.00

====GRAND TOTAL====
 \$ 2,645,677,206.00 \$ 2,623,284,209.92 \$ 2,623,284,209.92
 \$ 9,954,612,930.82 \$ 9,905,776,637.18 \$ 9,938,064.73 \$ 9,915,714,701.89

Portfolio Holdings

PGM: INVS_MONTLENO_INVENTORY
 SOURCE: VISUALIZED
 MOECL: INVENTORY
 BASIS: SETTLEMENT
 AS OF: 3/30/07

RICHARD CORDRAY
 TREASURER, STATE OF OHIO
 INVESTMENT INVENTORY
 SETTLED POSITIONS AS OF: 03/30/07

INVS#	FUND	GROUP	CUSIP	DESCRIPTION	RATE	MATURITY	YIELD	PAR AMOUNT	BOOK VALUE	US\$ MARKET	1ST PUR
180241	301	REG	0027A1R27	ABBEY NATIONAL NA, LLC	5.270	04/02/07	5.354	4,332,000.00	4,323,121.81	4,323,121.81	03/19/07
180270	301	REG	0027A1R27	ABBEY NATIONAL NA, LLC	5.260	04/02/07	5.342	6,938,000.00	6,925,836.37	6,925,836.37	03/21/07
180251	304	REG	0027A1R27	ABBEY NATIONAL NA, LLC	5.260	04/02/07	5.342	4,064,000.00	4,056,874.45	4,056,874.45	03/21/07
180376	301	REG	74977LR25	RABOBANK USA FINANCIAL CORP	5.260	04/02/07	5.343	3,136,000.00	3,130,043.94	3,130,043.94	03/20/07
180377	301	REG	74977LR25	RABOBANK USA FINANCIAL CORP	5.370	04/02/07	5.447	50,000,000.00	49,977,625.00	49,977,625.00	03/30/07
180378	304	REG	74977LR25	RABOBANK USA FINANCIAL CORP	5.370	04/02/07	5.447	162,000.00	161,927.51	161,927.51	03/30/07
180379	300	REG	74977LR25	RABOBANK USA FINANCIAL CORP	5.370	04/02/07	5.447	44,944,000.00	44,923,887.56	44,923,887.56	03/30/07
180077	300	REG	74433HR90	PRUDENTIAL FINANCIAL	5.230	04/03/07	5.325	30,000,000.00	34,984,337.50	34,984,337.50	03/30/07
179930	300	REG	02581SR45	AMERICAN EXPRESS CREDIT CORP	5.240	04/05/07	5.335	29,000,000.00	28,818,492.22	28,818,492.22	03/05/07
180087	300	REG	0027A1R50	ABBEY NATIONAL NA, LLC	5.240	04/05/07	5.335	31,285,000.00	31,152,942.54	31,152,942.54	03/07/07
180088	300	REG	0027A1R50	ABBEY NATIONAL NA, LLC	5.240	04/05/07	5.335	7,908,000.00	7,874,619.45	7,874,619.45	03/07/07
179928	300	REG	90262OR56	UBS FINANCE	5.240	04/05/07	5.357	50,000,000.00	49,679,166.67	49,679,166.67	02/20/07
179809	300	REG	0660P1R94	BANK OF AMERICA	5.230	04/09/07	5.374	50,000,000.00	49,398,986.11	49,398,986.11	01/08/07
180123	300	REG	74433HR97	PRUDENTIAL FINANCIAL	5.250	04/09/07	5.338	26,548,000.00	26,424,345.32	26,424,345.32	03/08/07
179946	300	REG	90262OR98	UBS FINANCE	5.240	04/10/07	5.360	39,000,000.00	38,732,687.50	38,732,687.50	02/21/07
180160	300	REG	59018KRA1	MERRILL LYNCH & CO	5.240	04/10/07	5.335	4,111,000.00	4,093,647.01	4,093,647.01	03/12/07
180161	300	REG	59018KRA1	MERRILL LYNCH & CO	5.240	04/10/07	5.335	3,566,000.00	3,550,947.52	3,550,947.52	03/12/07
180163	300	REG	59018KRA1	MERRILL LYNCH & CO	5.240	04/10/07	5.335	31,484,000.00	31,351,102.54	31,351,102.54	03/12/07
179781	300	REG	4497W1R84	ING (US) FUNDING	5.230	04/11/07	5.335	50,000,000.00	49,527,847.22	49,527,847.22	02/05/07
180156	300	REG	59018KRB9	MERRILL LYNCH & CO	5.240	04/11/07	5.338	4,567,000.00	4,545,063.18	4,545,063.18	03/09/07
179428	300	REG	61745EBR85	MORGAN STANLEY	5.240	04/11/07	5.337	45,000,000.00	44,351,550.00	44,351,550.00	01/02/07
180162	300	REG	0027A1R50	ABBEY NATIONAL NA, LLC	5.230	04/12/07	5.337	23,461,000.00	23,355,138.75	23,355,138.75	03/12/07
179884	300	REG	0027A1R50	ABBEY NATIONAL NA, LLC	5.240	04/13/07	5.348	50,000,000.00	49,578,694.44	49,578,694.44	02/14/07
180175	300	REG	2521E1R09	OEXIA OELAMVARE	5.240	04/13/07	5.337	50,000,000.00	49,774,388.89	49,774,388.89	03/13/07
180176	300	REG	4042E1R03	HSBC FINANCE CORP	5.240	04/13/07	5.337	42,204,000.00	42,013,566.17	42,013,566.17	03/13/07
179783	300	REG	4497W1R80	ING (US) FUNDING	5.230	04/13/07	5.335	35,000,000.00	34,659,323.61	34,659,323.61	02/06/07
180188	300	REG	90262OR09	UBS FINANCE	5.250	04/13/07	5.346	18,746,000.00	18,663,986.25	18,663,986.25	03/14/07
180189	300	REG	90262OR09	UBS FINANCE	5.245	04/17/07	5.345	31,810,000.00	31,647,791.09	31,647,791.09	03/13/07
180174	300	REG	02635SRH2	AMERICAN GENERAL FINANCE CORP	5.250	04/24/07	5.350	25,481,000.00	25,350,940.73	25,350,940.73	03/20/07
180257	300	REG	90262OR00	UBS FINANCE	5.250	04/27/07	5.352	50,000,000.00	49,535,111.11	49,535,111.11	02/22/07
179958	300	REG	36955SR12	GENERAL ELECTRIC CAPITAL SERV	5.220	05/01/07	5.337	50,000,000.00	49,586,750.00	49,586,750.00	03/05/07
180073	300	REG	02581SS10	AMERICAN EXPRESS CREDIT CORP	5.240	05/01/07	5.337	25,000,000.00	24,818,055.56	24,818,055.56	03/12/07
180171	300	REG	07398BS10	BEAR STEARNS CO	5.240	05/01/07	5.345	35,000,000.00	34,791,127.78	34,791,127.78	03/21/07
180276	300	REG	74433HR13	PRUDENTIAL FINANCIAL	5.240	05/01/07	5.342	21,359,000.00	21,243,969.92	21,243,969.92	03/21/07
180315	300	REG	4042E1SR2	HSBC FINANCE CORP	5.220	05/04/07	5.338	50,000,000.00	49,572,250.00	49,572,250.00	03/06/07
180066	300	REG	07398BS93	BEAR STEARNS CO	5.240	05/09/07	5.346	23,000,000.00	22,789,895.00	22,789,895.00	03/07/07
180204	300	REG	07398BS94	GOLDMAN SACHS	5.220	05/11/07	5.341	50,000,000.00	49,563,333.33	49,563,333.33	03/12/07
180170	300	REG	38142US94	GOLDMAN SACHS	5.240	05/11/07	5.360	40,225,000.00	40,347,072.00	40,347,072.00	03/08/07
180134	300	REG	07398BS88	BEAR STEARNS CO	5.220	05/11/07	5.342	40,000,000.00	39,485,250.00	39,485,250.00	03/07/07
180122	300	REG	69372BS87	PACCAR FINANCIAL CORP	5.220	05/17/07	5.348	20,000,000.00	19,811,138.89	19,811,138.89	03/07/07
180273	300	REG	0027A1SR1	ABBEY NATIONAL NA, LLC	5.230	05/25/07	5.353	20,000,000.00	19,811,138.89	19,811,138.89	03/21/07
180172	300	REG	17307SSR4	CITIGROUP FUNDING INC	5.240	05/25/07	5.371	30,000,000.00	32,644,553.33	32,644,553.33	03/12/07
180173	300	REG	17307SSR4	CITIGROUP FUNDING INC	5.240	05/25/07	5.370	15,000,000.00	14,840,616.67	14,840,616.67	03/13/07
180272	300	REG	4497W1SR8	ING (US) FUNDING	5.230	05/25/07	5.353	15,650,000.00	15,502,216.18	15,502,216.18	03/13/07
180056	300	REG	0660P1T43	BANK OF AMERICA	5.215	06/04/07	5.360	48,000,000.00	47,346,386.67	47,346,386.67	03/02/07
180089	300	REG	38142UT51	GOLDMAN SACHS	5.220	06/05/07	5.363	25,000,000.00	24,670,125.00	24,670,125.00	03/06/07
180090	300	REG	38142UT77	GOLDMAN SACHS	5.220	06/07/07	5.364	50,000,000.00	49,333,000.00	49,333,000.00	03/07/07
180135	300	REG	4497W1TT1	ING (US) FUNDING	5.210	06/07/07	5.353	47,350,000.00	46,726,413.65	46,726,413.65	03/08/07
180274	300	REG	36955SR186	GENERAL ELECTRIC CAPITAL CORP	5.220	06/08/07	5.354	48,000,000.00	47,450,160.00	47,450,160.00	03/21/07

PGM: INVS_MONTHEND_INVENTORY
 SOURCE: VISUALIZED
 MODEL: INVENTORY
 BASIS: SETTLEMENT
 AS-OF: 3/30/07

INVESTMENT INVENTORY
 RICHARD CORDRAY
 TREASURER, STATE OF OHIO
 SETTLED POSITIONS AS OF: 03/30/07

INVT#	FUND	GROUP	CUSIP	DESCRIPTION	RATE	MATURITY	YIELD	PAR AMOUNT	BOOK VALUE	USS MARKET	1ST DUE
180187	300	REG	073698BTC5	BEAR STEARNS CO	5.230	06/12/07	5.374	\$ 50,000,000.00	\$ 49,338,986.11	\$ 49,338,986.11	03/13/07
180362	300	REG	17307STL6	CITIGROUP FUNDING INC	5.220	06/20/07	5.362	\$ 50,000,000.00	\$ 49,354,750.00	\$ 49,354,750.00	03/23/07
180275	300	REG	2821E1TL9	DEXIA DELAWARE	5.210	06/20/07	5.353	\$ 48,000,000.00	\$ 47,367,853.33	\$ 47,367,853.33	02/11/07
180299	300	REG	0660P1TN1	BANK OF AMERICA	5.220	06/22/07	5.363	\$ 50,000,000.00	\$ 49,340,250.00	\$ 49,340,250.00	03/23/07
180312	300	REG	17307STN2	CITIGROUP FUNDING INC	5.220	06/22/07	5.361	\$ 50,000,000.00	\$ 49,362,000.00	\$ 49,362,000.00	03/26/07
180300	300	REG	2821E1TT2	DEXIA DELAWARE	5.220	06/27/07	5.367	\$ 50,000,000.00	\$ 49,304,000.00	\$ 49,304,000.00	03/23/07
175349	300	REG	31331VWT9	FFCB ADJUSTABLE RATE BOND	5.100	05/11/07	5.100	\$ 5,000,000.00	\$ 5,000,000.00	\$ 5,000,000.00	04/10/06
178721	304	REG	31331V4M5	FFCB DEBENTURE	5.000	09/21/09	4.860	\$ 50,000,000.00	\$ 50,189,500.00	\$ 50,187,500.00	11/03/06
180082	301	REG	31331XJQ6	FFCB DEBENTURE	4.820	10/27/09	4.780	\$ 25,000,000.00	\$ 25,024,500.00	\$ 24,992,250.00	03/06/07
161657	301	REG	31331QSS24	FFCB MTN	2.750	06/18/07	2.750	\$ 5,000,000.00	\$ 5,000,000.00	\$ 5,000,000.00	06/19/03
172825	304	REG	3133XCMC4	FHLB DEBENTURE	4.250	08/08/07	4.294	\$ 50,000,000.00	\$ 49,958,500.00	\$ 49,812,500.00	09/01/05
168826	301	REG	3133XQUB4	FHLB DEBENTURE	3.750	12/28/07	3.750	\$ 50,000,000.00	\$ 50,000,000.00	\$ 49,484,500.00	12/28/04
173964	304	REG	3133XEK1	FHLB DEBENTURE	4.625	01/18/08	4.688	\$ 20,000,000.00	\$ 19,976,000.00	\$ 19,918,800.00	12/13/05
178945	304	REG	3133XEZP7	FHLB DEBENTURE	5.000	09/12/08	4.960	\$ 25,000,000.00	\$ 25,015,250.00	\$ 25,023,500.00	11/21/06
178873	304	REG	3133XHJG8	FHLB DEBENTURE	5.000	09/12/08	4.949	\$ 50,000,000.00	\$ 50,044,000.00	\$ 50,047,000.00	11/15/06
174169	304	REG	3133XDP54	FHLB DEBENTURE	4.625	11/21/08	4.664	\$ 15,000,000.00	\$ 14,983,650.00	\$ 14,934,450.00	01/03/06
174036	304	REG	3133XDT76	FHLB DEBENTURE	4.750	12/12/08	4.730	\$ 25,000,000.00	\$ 25,010,750.00	\$ 24,937,500.00	12/16/05
174037	304	REG	3133XDT76	FHLB DEBENTURE	4.750	12/12/08	4.730	\$ 25,000,000.00	\$ 25,014,250.00	\$ 24,937,500.00	12/16/05
174140	304	REG	3133XDT76	FHLB DEBENTURE	4.750	12/12/08	4.730	\$ 25,000,000.00	\$ 25,010,750.00	\$ 24,937,500.00	12/16/05
174462	304	REG	3133XDT76	FHLB DEBENTURE	4.750	12/12/08	4.730	\$ 25,000,000.00	\$ 25,014,250.00	\$ 24,937,500.00	12/16/05
174152	304	REG	3133XDT76	FHLB DEBENTURE	4.750	12/12/08	4.730	\$ 25,000,000.00	\$ 25,010,750.00	\$ 24,937,500.00	12/16/05
178172	304	REG	3133XDT76	FHLB DEBENTURE	4.750	12/12/08	4.730	\$ 25,000,000.00	\$ 25,014,250.00	\$ 24,937,500.00	12/16/05
175066	304	REG	3133XDT76	FHLB DEBENTURE	4.750	12/12/08	4.730	\$ 25,000,000.00	\$ 25,010,750.00	\$ 24,937,500.00	12/16/05
175759	304	REG	3133XEN96	FHLB DEBENTURE	4.760	03/13/09	5.011	\$ 50,000,000.00	\$ 49,635,000.00	\$ 49,875,000.00	09/15/06
178156	304	REG	3133XFLG9	FHLB DEBENTURE	5.250	06/12/09	5.343	\$ 50,000,000.00	\$ 49,868,500.00	\$ 50,375,000.00	07/21/06
178725	304	REG	3133XGJ88	FHLB DEBENTURE	5.250	09/11/09	5.006	\$ 10,000,000.00	\$ 10,065,800.00	\$ 10,090,600.00	11/03/06
178725	304	REG	3133XGJ88	FHLB DEBENTURE	5.250	09/11/09	4.855	\$ 25,000,000.00	\$ 25,256,750.00	\$ 25,226,500.00	11/03/06
178726	304	REG	3133XGJ88	FHLB DEBENTURE	5.250	09/11/09	4.859	\$ 25,000,000.00	\$ 24,987,750.00	\$ 25,109,500.00	09/13/06
178144	304	REG	3133XGNJ9	FHLB DEBENTURE	5.000	09/18/09	5.017	\$ 25,000,000.00	\$ 25,105,250.00	\$ 25,109,500.00	11/03/06
178724	304	REG	3133XGYT5	FHLB DEBENTURE	5.000	12/11/09	4.853	\$ 25,000,000.00	\$ 25,156,250.00	\$ 25,109,500.00	11/30/06
179086	304	REG	3133XGYT5	FHLB DEBENTURE	5.000	12/11/09	4.775	\$ 25,000,000.00	\$ 25,102,250.00	\$ 25,109,500.00	11/30/06
179354	304	REG	3133XGYT5	FHLB DEBENTURE	5.000	12/11/09	4.850	\$ 25,000,000.00	\$ 25,102,250.00	\$ 25,109,500.00	11/30/06
179862	300	REG	313384EG0	FHLB DISCOUNT NOTE	5.140	04/13/07	5.256	\$ 50,000,000.00	\$ 49,571,666.67	\$ 49,920,000.00	02/12/07
179901	300	REG	313384EG0	FHLB DISCOUNT NOTE	5.145	04/13/07	5.259	\$ 50,000,000.00	\$ 49,599,833.33	\$ 49,920,000.00	02/16/07
179901	300	REG	313384EG0	FHLB DISCOUNT NOTE	5.145	04/13/07	5.259	\$ 50,000,000.00	\$ 49,599,833.33	\$ 49,920,000.00	02/16/07
179933	300	REG	313384EG0	FHLB DISCOUNT NOTE	5.145	04/13/07	5.259	\$ 50,000,000.00	\$ 49,599,833.33	\$ 49,920,000.00	02/16/07
179712	300	REG	313384EM7	FHLB DISCOUNT NOTE	5.185	04/18/07	5.265	\$ 30,582,000.00	\$ 30,353,841.29	\$ 30,533,068.80	02/20/07
179971	300	REG	313384EM7	FHLB DISCOUNT NOTE	5.185	04/18/07	5.265	\$ 50,000,000.00	\$ 49,443,708.33	\$ 49,885,000.00	01/30/07
179974	300	REG	313384EM7	FHLB DISCOUNT NOTE	5.185	04/18/07	5.265	\$ 50,000,000.00	\$ 49,611,125.00	\$ 49,886,000.00	02/23/07
179668	300	REG	313384EW5	FHLB DISCOUNT NOTE	5.137	04/27/07	5.277	\$ 50,000,000.00	\$ 49,611,125.00	\$ 49,885,000.00	01/26/07
179668	300	REG	313384EW5	FHLB DISCOUNT NOTE	5.135	04/27/07	5.275	\$ 50,000,000.00	\$ 49,350,740.28	\$ 49,820,000.00	01/26/07
179683	300	REG	313384EW5	FHLB DISCOUNT NOTE	5.135	04/27/07	5.273	\$ 50,000,000.00	\$ 49,350,993.06	\$ 49,820,000.00	01/26/07
179972	300	REG	313384EW5	FHLB DISCOUNT NOTE	5.185	04/27/07	5.305	\$ 50,000,000.00	\$ 49,546,312.50	\$ 49,820,000.00	02/23/07
								\$ 670,000,000.00	\$ 670,415,870.00	\$ 669,944,350.00	12/21/06

PGM: INVS_MONTHERNO_INVENTORY
 SOURCE: VISUALIZED
 MODEL: INVENTORY
 BASIS: SETTLEMENT
 AS-OF: 3/30/07

RICHARD CORDRAY
 TREASURER, STATE OF OHIO
 INVESTMENT INVENTORY
 SETTLED POSITIONS AS OF: 03/30/07

INVS#	FINO	GROUP	CUSIP	DESCRIPTION	RATE	MATURITY	YIELD	PAR AMOUNT	BOOK VALUE	US MARKET	1ST PUR
179973	300	REG	313394EW5	FHLB DISCOUNT NOTE	5.186	04/27/07	5.305	\$ 50,000,000.00	\$ 49,546,312.50	\$ 49,820,000.00	02/23/07
180001	300	REG	313394EW5	FHLB DISCOUNT NOTE	5.170	04/27/07	5.287	\$ 26,521,000.00	\$ 26,296,286.09	\$ 26,425,524.40	02/27/07
180044	300	REG	313394EW5	FHLB DISCOUNT NOTE	5.150	04/27/07	5.264	\$ 50,000,000.00	\$ 49,592,291.67	\$ 49,820,000.00	03/01/07
180144	300	REG	313394FD6	FHLB DISCOUNT NOTE	5.150	05/04/07	5.264	\$ 50,000,000.00	\$ 49,592,291.67	\$ 49,770,000.00	03/08/07
180145	300	REG	313394FD6	FHLB DISCOUNT NOTE	5.145	05/04/07	5.259	\$ 20,000,000.00	\$ 19,836,916.67	\$ 19,908,000.00	03/08/07
180146	300	REG	313394FD6	FHLB DISCOUNT NOTE	5.145	05/04/07	5.259	\$ 20,900,000.00	\$ 20,729,743.37	\$ 20,803,860.00	03/08/07
180199	300	REG	313394FL8	FHLB DISCOUNT NOTE	5.150	05/11/07	5.265	\$ 43,781,000.00	\$ 43,417,739.31	\$ 43,540,204.50	03/14/07
180213	300	REG	313394FL8	FHLB DISCOUNT NOTE	5.145	05/11/07	5.259	\$ 31,538,000.00	\$ 31,281,083.57	\$ 31,364,541.00	03/15/07
180036	300	REG	313394FR5	FHLB DISCOUNT NOTE	5.150	05/16/07	5.279	\$ 50,000,000.00	\$ 49,456,388.89	\$ 49,685,000.00	03/01/07
180340	300	REG	313394GAI	FHLB DISCOUNT NOTE	5.150	05/25/07	5.264	\$ 50,000,000.00	\$ 49,592,291.67	\$ 49,625,000.00	03/29/07
								\$ 915,284,000.00	\$ 906,779,243.89	\$ 911,965,059.50	
161652	301	REG	31339XTW4	FHLB MTN	2.500	07/09/07	2.525	\$ 20,000,000.00	\$ 19,981,250.00	\$ 19,850,000.00	07/09/03
								\$ 20,000,000.00	\$ 19,981,250.00	\$ 19,850,000.00	
173300	304	REG	3128X4QC8	FILMC DEBENTURE	4.250	04/05/07	4.438	\$ 30,000,000.00	\$ 29,919,300.00	\$ 29,997,300.00	10/07/05
173335	304	REG	3128X4VJ7	FILMC DEBENTURE	4.625	06/01/07	4.712	\$ 20,000,000.00	\$ 19,975,200.00	\$ 19,977,400.00	12/08/05
173104	304	REG	3134AAV03	FILMC DEBENTURE	4.000	08/17/07	4.215	\$ 25,000,000.00	\$ 24,902,250.00	\$ 24,882,750.00	09/26/05
178947	304	REG	3134AAZU1	FILMC DEBENTURE	4.625	02/21/06	5.150	\$ 25,000,000.00	\$ 24,830,750.00	\$ 24,898,500.00	11/18/06
178804	304	REG	3137EAAC3	FILMC DEBENTURE	5.125	04/18/08	5.041	\$ 25,000,000.00	\$ 25,028,125.00	\$ 25,023,500.00	11/08/06
178169	304	REG	3134AAUS1	FILMC DEBENTURE	4.250	07/15/09	4.992	\$ 45,000,000.00	\$ 44,125,290.00	\$ 44,409,600.00	09/15/06
179980	301	REG	3128X6C30	FILMC DEBENTURE	4.750	08/13/09	5.247	\$ 25,000,000.00	\$ 26,011,718.75	\$ 24,968,750.00	02/26/07
179355	304	REG	3137EAAC3	FILMC DEBENTURE	4.300	11/03/09	4.834	\$ 30,000,000.00	\$ 29,931,600.00	\$ 29,934,300.00	12/21/06
179992	301	REG	3128X6C30	FILMC DEBENTURE	5.250	01/11/10	5.271	\$ 25,000,000.00	\$ 24,984,375.00	\$ 24,953,000.00	03/27/07
180060	301	REG	3128X6C30	FILMC DEBENTURE	5.375	02/08/10	5.150	\$ 30,000,000.00	\$ 30,058,800.00	\$ 29,982,800.00	02/26/07
178937	304	REG	3128X5CP4	FILMC DEBENTURE	5.125	11/24/10	5.160	\$ 50,000,000.00	\$ 49,937,500.00	\$ 49,938,000.00	11/24/06
180237	301	REG	3128X4N66	FILMC DEBENTURE	5.250	02/24/11	5.055	\$ 25,000,000.00	\$ 25,087,500.00	\$ 25,056,500.00	03/14/07
180183	301	REG	3128X5LP1	FILMC DEBENTURE	5.250	10/06/11	5.140	\$ 50,000,000.00	\$ 50,080,000.00	\$ 49,913,000.00	03/14/07
180296	301	REG	3128X5WL8	FILMC DEBENTURE	5.300	07/09/12	5.166	\$ 25,000,000.00	\$ 25,054,687.50	\$ 25,020,250.00	03/23/07
								\$ 430,000,000.00	\$ 428,927,096.25	\$ 428,955,450.00	
179717	300	REG	313396EC3	FILMC DISCOUNT NOTE	5.130	04/09/07	5.252	\$ 50,000,000.00	\$ 49,515,500.00	\$ 49,950,000.00	01/31/07
179886	300	REG	313396EL3	FILMC DISCOUNT NOTE	5.150	04/17/07	5.267	\$ 50,000,000.00	\$ 49,563,680.56	\$ 49,895,000.00	02/15/07
180140	300	REG	313396FG3	FILMC DISCOUNT NOTE	5.151	05/07/07	5.268	\$ 50,000,000.00	\$ 49,570,750.00	\$ 49,750,000.00	03/08/07
180141	300	REG	313396FG3	FILMC DISCOUNT NOTE	5.151	05/07/07	5.268	\$ 50,000,000.00	\$ 49,570,750.00	\$ 49,750,000.00	03/08/07
180142	300	REG	313396FG3	FILMC DISCOUNT NOTE	5.151	05/07/07	5.268	\$ 50,000,000.00	\$ 49,570,750.00	\$ 49,750,000.00	03/08/07
180143	300	REG	313396FG3	FILMC DISCOUNT NOTE	5.151	05/07/07	5.268	\$ 50,000,000.00	\$ 49,570,750.00	\$ 49,750,000.00	03/08/07
180348	300	REG	313396FW8	FILMC DISCOUNT NOTE	5.160	05/21/07	5.271	\$ 50,000,000.00	\$ 49,627,333.33	\$ 49,650,000.00	03/30/07
180349	300	REG	313396FW8	FILMC DISCOUNT NOTE	5.160	05/21/07	5.271	\$ 50,000,000.00	\$ 49,627,333.33	\$ 49,650,000.00	03/30/07
180350	300	REG	313396FW8	FILMC DISCOUNT NOTE	5.160	05/21/07	5.271	\$ 50,000,000.00	\$ 49,627,333.33	\$ 49,650,000.00	03/30/07
180351	300	REG	313396FW8	FILMC DISCOUNT NOTE	5.160	05/21/07	5.271	\$ 50,000,000.00	\$ 49,627,333.33	\$ 49,650,000.00	03/30/07
180021	300	REG	313396GT4	FILMC DISCOUNT NOTE	5.155	05/29/07	5.295	\$ 25,000,000.00	\$ 24,779,130.67	\$ 24,780,480.00	03/30/07
180209	300	REG	313396GT4	FILMC DISCOUNT NOTE	5.136	06/11/07	5.274	\$ 35,003,000.00	\$ 34,558,555.24	\$ 34,558,555.24	02/28/07
180380	300	REG	313396HA4	FILMC DISCOUNT NOTE	5.135	06/18/07	5.266	\$ 50,000,000.00	\$ 49,429,444.44	\$ 49,455,000.00	03/14/07
180383	300	REG	313396HA4	FILMC DISCOUNT NOTE	5.140	06/18/07	5.272	\$ 50,000,000.00	\$ 49,429,444.44	\$ 49,455,000.00	03/14/07
								\$ 13,118,000.00	\$ 12,975,013.80	\$ 12,975,013.80	03/30/07
								\$ 537,146,000.00	\$ 532,215,170.07	\$ 533,878,258.10	
168782	301	REG	3128X3Z30	FILMC MEDIUM TERM NOTE	4.100	01/14/09	4.100	\$ 50,000,000.00	\$ 50,000,000.00	\$ 49,279,000.00	01/14/05
180196	301	REG	3128X6U30	FILMC MEDIUM TERM NOTE	5.030	04/29/11	5.029	\$ 50,000,000.00	\$ 50,000,000.00	\$ 49,837,500.00	03/19/07
180211	301	REG	3128X5V47	FILMC MEDIUM TERM NOTE	5.050	12/23/11	5.050	\$ 50,000,000.00	\$ 50,000,000.00	\$ 49,777,000.00	03/23/07
								\$ 150,000,000.00	\$ 150,000,000.00	\$ 148,893,500.00	

PGM: INV.S.MONTHEND.INVENTORY
 SOURCE: VISUALIZED
 MODEL: INVENTORY
 BASIS: SETTLEMENT
 AS-OF: 3/30/07

RICHARD CORDRAY
 TREASURER, STATE OF OHIO
 INVESTMENT INVENTORY
 SETTLED POSITIONS AS OF: 03/30/07

INVT#	FUND	GROUP	CUSIP	DESCRIPTION	RATE	MATURITY	YIELD	PAR AMOUNT	BOOK VALUE	USS-MARKET	151-PUR
173168	304	REG	31359MNP4	FNMA DEBENTURE	4.250	07/15/07	4.280	\$ 25,000,000.00	\$ 24,985,750.00	\$ 24,929,750.00	08/29/05
172378	304	REG	31359MJ6	FNMA DEBENTURE	4.200	08/01/07	4.360	\$ 25,000,000.00	\$ 24,924,250.00	\$ 24,914,000.00	08/03/05
178548	304	REG	31359MD4	FNMA DEBENTURE	6.000	05/15/08	6.100	\$ 50,000,000.00	\$ 50,669,500.00	\$ 50,531,500.00	10/19/06
178549	304	REG	31359MD4	FNMA DEBENTURE	6.000	05/15/08	5.100	\$ 25,000,000.00	\$ 25,334,750.00	\$ 25,265,750.00	10/19/06
179961	301	REG	3136F8G47	FNMA DEBENTURE	5.253	04/15/09	5.253	\$ 50,000,000.00	\$ 50,000,000.00	\$ 50,000,000.00	03/07/07
179962	301	REG	3136F8GB5	FNMA DEBENTURE	5.250	05/15/09	5.254	\$ 50,000,000.00	\$ 50,000,000.00	\$ 50,000,000.00	03/07/07
178814	304	REG	31359M2A0	FNMA DEBENTURE	5.200	11/20/09	5.201	\$ 25,000,000.00	\$ 24,999,000.00	\$ 24,968,750.00	11/20/06
178815	304	REG	31359M2A0	FNMA DEBENTURE	5.200	11/20/09	5.200	\$ 25,000,000.00	\$ 25,000,000.00	\$ 24,968,750.00	11/20/06
178816	304	REG	31359M2A0	FNMA DEBENTURE	5.200	11/20/09	5.200	\$ 25,000,000.00	\$ 25,000,000.00	\$ 24,968,750.00	11/20/06
178828	304	REG	31359M2A0	FNMA DEBENTURE	5.200	11/20/09	5.206	\$ 50,000,000.00	\$ 49,991,500.00	\$ 49,937,500.00	11/20/06
179324	304	REG	31359M2U6	FNMA DEBENTURE	5.250	12/28/09	5.250	\$ 30,000,000.00	\$ 30,000,000.00	\$ 29,982,500.00	12/28/06
180038	301	REG	3136F8G46	FNMA DEBENTURE	5.300	12/30/09	5.053	\$ 20,000,000.00	\$ 20,000,000.00	\$ 20,000,000.00	03/08/07
180115	301	REG	31359M3H4	FNMA DEBENTURE	5.300	01/12/10	5.181	\$ 10,000,000.00	\$ 10,000,000.00	\$ 10,000,000.00	03/07/07
180039	301	REG	31359M5N9	FNMA DEBENTURE	5.300	02/26/10	5.181	\$ 30,000,000.00	\$ 30,032,812.50	\$ 29,971,800.00	03/07/07
180130	301	REG	3136F8HG3	FNMA DEBENTURE	5.125	04/01/10	5.126	\$ 50,000,000.00	\$ 49,448,166.67	\$ 49,685,000.00	02/28/07
179103	304	REG	31359M3G0	FNMA DEBENTURE	4.625	06/01/10	4.748	\$ 27,000,000.00	\$ 26,894,160.00	\$ 26,805,870.00	12/01/06
180129	301	REG	3136F8HE8	FNMA DEBENTURE	5.080	06/18/10	5.077	\$ 25,000,000.00	\$ 25,000,000.00	\$ 25,000,000.00	03/16/07
180224	301	REG	31359M3G0	FNMA DEBENTURE	5.210	03/14/11	5.210	\$ 50,000,000.00	\$ 50,000,000.00	\$ 50,000,000.00	03/14/07
180267	301	REG	31359M3Y7	FNMA DEBENTURE	5.250	01/12/12	5.209	\$ 25,000,000.00	\$ 25,015,625.00	\$ 24,961,000.00	03/21/07
179994	301	REG	3136F8GC3	FNMA DEBENTURE	5.260	03/07/12	5.260	\$ 25,000,000.00	\$ 25,000,000.00	\$ 25,000,000.00	03/07/07
180025	301	REG	3136F8GJ8	FNMA DEBENTURE	5.270	03/12/12	5.270	\$ 50,000,000.00	\$ 50,000,000.00	\$ 50,000,000.00	03/12/07
179661	300	REG	313588DW2	FNMA DISCOUNT NOTE	5.130	04/03/07	5.252	\$ 50,000,000.00	\$ 49,515,500.00	\$ 49,995,000.00	01/25/07
179951	300	REG	313588FR1	FNMA DISCOUNT NOTE	5.155	05/16/07	5.290	\$ 50,000,000.00	\$ 49,398,583.33	\$ 49,685,000.00	02/21/07
180010	300	REG	313588FR1	FNMA DISCOUNT NOTE	5.160	05/16/07	5.290	\$ 50,000,000.00	\$ 49,448,166.67	\$ 49,685,000.00	02/28/07
180011	300	REG	313588FR1	FNMA DISCOUNT NOTE	5.160	05/16/07	5.290	\$ 50,000,000.00	\$ 49,448,166.67	\$ 49,685,000.00	02/28/07
180344	300	REG	313588FY6	FNMA DISCOUNT NOTE	5.160	05/23/07	5.272	\$ 50,000,000.00	\$ 49,613,000.00	\$ 49,635,000.00	03/30/07
180345	300	REG	313588FY6	FNMA DISCOUNT NOTE	5.160	05/23/07	5.272	\$ 50,000,000.00	\$ 49,613,000.00	\$ 49,635,000.00	03/30/07
180346	300	REG	313588FY6	FNMA DISCOUNT NOTE	5.160	05/23/07	5.272	\$ 50,000,000.00	\$ 49,613,000.00	\$ 49,635,000.00	03/30/07
180347	300	REG	313588FY6	FNMA DISCOUNT NOTE	5.160	05/23/07	5.272	\$ 50,000,000.00	\$ 49,613,000.00	\$ 49,635,000.00	03/30/07
180343	300	REG	313588HC2	FNMA DISCOUNT NOTE	5.140	06/20/07	5.274	\$ 28,517,000.00	\$ 28,179,057.71	\$ 28,197,609.60	03/30/07
180386	300	REG	313588HC2	FNMA DISCOUNT NOTE	5.135	06/20/07	5.268	\$ 25,000,000.00	\$ 24,707,590.28	\$ 24,720,000.00	03/30/07
168383	301	REG	31359MWW9	FNMA MEDIUM TERM NOTE	3.650	11/30/07	3.650	\$ 50,000,000.00	\$ 50,000,000.00	\$ 49,500,000.00	11/30/04
47515	300	REG	465138UG8	ISRAEL BOND	6.100	08/31/07	6.092	\$ 7,000,000.00	\$ 7,000,000.00	\$ 7,000,000.00	03/16/98
176609	304	REG	46513ETP7	ISRAEL BOND	5.250	05/01/08	5.249	\$ 5,000,000.00	\$ 6,000,000.00	\$ 5,000,000.00	05/15/06
146898	300	REG	316175108	FIDELITY US GOVERNMENT FUND #57	5.160			\$ 41,073,240.82	\$ 41,073,240.82	\$ 41,073,240.82	02/07/01
164058	304	REG	316175108	FIDELITY US GOVERNMENT FUND #57	5.140			\$ 1,779,065.13	\$ 1,779,065.13	\$ 1,779,065.13	12/23/03
147509	300	REG	316175504	FIDELITY TREASURY FUND #695	5.110			\$ 1,186,027.02	\$ 1,186,027.02	\$ 1,186,027.02	02/28/01
170509	300	REG	4812C0670	JP MORGAN US GOVT MKKT #3164	5.170			\$ 89,188,870.41	\$ 89,188,870.41	\$ 89,188,870.41	03/31/05
180005	301	REG	4812C0670	JP MORGAN US GOVT MKKT #3164	5.160			\$ 2,814,003.85	\$ 2,814,003.85	\$ 2,814,003.85	02/28/07
170510	300	REG	4812C2734	JP MORGAN US TSY PLUS MKKT #3163	5.110			\$ 1,947,956.60	\$ 1,947,956.60	\$ 1,947,956.60	03/31/05
166020	300	REG	825252406	AIM SHORT TERM INVEST TRUST-TSY	5.130			\$ 1,154,372.00	\$ 1,154,372.00	\$ 1,154,372.00	05/14/04
								\$ 139,143,535.83	\$ 139,143,535.83	\$ 139,143,535.83	

PGM: INVS.MONTHEMO.INVENTORY
 SOURCE: VISUALCEO
 MODEL: INVENTORY
 BASIS: SETTLEMENT
 AS-OF: 3/30/07

RICHARD CORDRAY
 TREASURER, STATE OF OHIO
 INVESTMENT INVENTORY
 SETTLED POSITIONS AS OF: 03/30/07

INVT#	FUND	GROUP	CUSIP	DESCRIPTION	RATE	MATURITY	YIELD	PAR AMOUNT	BOOK VALUE	US MARKET	1ST PUR
177934	299	REG	200640852	STATE & LOCAL GOVT SEC - OEM OEP	3.920			\$ 50,399,391.25	\$ 50,399,391.25	\$ 50,399,391.25	08/24/06
178801	298	REG	200854234	STATE & LOCAL GOVT SEC - OEM OEP	3.920			\$ 79,105,305.38	\$ 79,105,305.38	\$ 79,105,305.38	11/16/06
178938	297	REG	200858189	STATE & LOCAL GOVT SEC - OEM OEP	3.920			\$ 29,937,357.97	\$ 29,937,357.97	\$ 29,937,357.97	12/05/06
180019	304	REG	912828ER7	US TREASURY NOTE	4.375	12/31/07	4.880	\$ 20,000,000.00	\$ 19,917,187.50	\$ 19,907,800.00	03/01/07
174575	304	REG	912828EU0	US TREASURY NOTE	4.375	01/31/08	4.604	\$ 50,000,000.00	\$ 49,785,156.25	\$ 49,760,000.00	02/07/06
180020	304	REG	912828EV2	US TREASURY NOTE	4.625	02/29/08	4.820	\$ 20,000,000.00	\$ 19,962,500.00	\$ 19,945,400.00	03/01/07
180059	304	REG	912828EZ9	US TREASURY NOTE	4.625	03/31/08	4.773	\$ 25,000,000.00	\$ 24,960,937.50	\$ 24,933,500.00	03/05/07
180075	304	REG	912828EZZ	US TREASURY NOTE	4.625	03/31/08	4.758	\$ 25,000,000.00	\$ 24,964,843.75	\$ 24,933,500.00	03/06/07
178157	304	REG	912828FC9	US TREASURY NOTE	4.875	04/30/08	4.859	\$ 42,000,000.00	\$ 42,008,203.13	\$ 41,994,960.00	09/14/06
180017	304	REG	912828FC0	US TREASURY NOTE	4.125	08/15/08	4.638	\$ 30,000,000.00	\$ 29,784,375.00	\$ 29,746,800.00	03/01/07
178119	304	REG	912828FR6	US TREASURY NOTE	4.875	08/31/08	4.790	\$ 25,000,000.00	\$ 25,039,062.50	\$ 25,030,250.00	08/11/06
174474	304	REG	912828FL0	US TREASURY NOTE	4.375	11/15/08	4.437	\$ 50,000,000.00	\$ 49,916,015.63	\$ 49,738,500.00	01/30/06
174476	304	REG	912828FL0	US TREASURY NOTE	4.375	11/15/08	4.460	\$ 50,000,000.00	\$ 49,886,718.75	\$ 49,738,500.00	01/30/06
174504	304	REG	912828EL0	US TREASURY NOTE	4.375	11/15/08	4.463	\$ 50,000,000.00	\$ 49,882,812.50	\$ 49,738,500.00	02/01/06
174505	304	REG	912828EL0	US TREASURY NOTE	4.375	11/15/08	4.463	\$ 50,000,000.00	\$ 49,882,812.50	\$ 49,738,500.00	02/01/06
174507	304	REG	912828EL0	US TREASURY NOTE	4.375	11/15/08	4.462	\$ 20,000,000.00	\$ 19,953,125.00	\$ 19,895,400.00	02/01/06
174635	304	REG	912828EV8	US TREASURY NOTE	4.500	02/15/09	4.595	\$ 25,000,000.00	\$ 24,994,145.75	\$ 24,933,500.00	02/01/06
165109	304	REG	912828OC2	US TREASURY NOTE	2.625	03/15/09	2.695	\$ 50,000,000.00	\$ 49,837,500.00	\$ 49,183,500.00	03/15/04
177130	304	REG	912828EF5	US TREASURY NOTE	4.875	05/15/09	5.206	\$ 25,000,000.00	\$ 24,779,296.88	\$ 25,134,750.00	06/26/06
178073	304	REG	912828FP0	US TREASURY NOTE	4.875	08/15/09	4.724	\$ 25,000,000.00	\$ 25,162,000.00	\$ 25,162,000.00	09/11/06
182884	304	REG	912828FP0	US TREASURY NOTE	4.875	08/15/09	4.735	\$ 5,000,000.00	\$ 5,018,164.06	\$ 5,032,400.00	10/11/06
180287	304	REG	912828FX3	US TREASURY NOTE	4.625	11/15/09	4.471	\$ 25,000,000.00	\$ 25,093,750.00	\$ 25,038,000.00	03/23/07
180288	304	REG	912828E08	US TREASURY NOTE	4.125	08/15/10	4.446	\$ 10,000,000.00	\$ 10,031,250.00	\$ 10,015,200.00	03/23/07
180323	304	REG	912828EJ5	US TREASURY NOTE	4.250	12/15/10	4.488	\$ 25,000,000.00	\$ 24,806,640.62	\$ 24,778,250.00	03/30/07
180305	304	REG	912828ES5	US TREASURY NOTE	4.375	01/15/11	4.489	\$ 25,000,000.00	\$ 24,902,343.75	\$ 24,871,000.00	03/28/07
					4.250		4.487	\$ 25,000,000.00	\$ 24,792,968.75	\$ 24,753,000.00	03/28/07
								\$ 702,000,000.00	\$ 700,037,075.43	\$ 697,793,310.00	
170559	303	REG	LD0500230	OSGOOD STATE BANK	1.750	04/05/07	1.750	\$ 159,064.63	\$ 159,064.63	\$ 159,064.63	04/05/05
170647	303	REG	LD0500248	OAK HILL BANKS	1.750	04/06/07	1.750	\$ 53,047.95	\$ 53,047.95	\$ 53,047.95	04/08/05
170672	303	REG	LD0500255	ST. HENRY BANK	1.750	04/12/07	1.750	\$ 132,935.03	\$ 132,935.03	\$ 132,935.03	04/12/05
170719	303	REG	LD0500271	FARMERS BANK & SAVINGS CO.	1.750	04/13/07	1.750	\$ 250,000.00	\$ 250,000.00	\$ 250,000.00	04/15/05
170754	303	REG	LD0500289	OLO FORT BANKING COMPANY	1.750	04/13/07	1.750	\$ 20,004.44	\$ 20,004.44	\$ 20,004.44	04/15/05
170755	303	REG	LD0500297	CROGHAN COLONIAL BANK	1.750	04/13/07	1.750	\$ 24,235.32	\$ 24,235.32	\$ 24,235.32	04/15/05
170797	303	REG	LD0500305	FARMERS & MERCHANTS STATE BANK	1.750	04/18/07	1.750	\$ 15,957.54	\$ 15,957.54	\$ 15,957.54	04/15/05
170820	303	REG	LD0500313	STATE BANK & TRUST COMPANY	1.750	04/19/07	1.750	\$ 250,000.00	\$ 250,000.00	\$ 250,000.00	04/19/05
170836	303	REG	LD0500321	CITIZENS NATIONAL OF BLUFFTON	1.750	04/20/07	1.750	\$ 93,493.90	\$ 93,493.90	\$ 93,493.90	04/20/05
170925	303	REG	LD0500339	FIRST FEDERAL BANK OF THE MIDWEST	1.750	04/27/07	1.750	\$ 15,740.20	\$ 15,740.20	\$ 15,740.20	04/27/05
170966	303	REG	LD0500347	FIRSTMERIT BANK NA	1.750	05/09/07	1.750	\$ 150,000.00	\$ 150,000.00	\$ 150,000.00	04/29/05
171142	303	REG	LD0500364	FIRST FEDERAL BANK OF THE MIDWEST	1.750	05/09/07	1.750	\$ 71,552.18	\$ 71,552.18	\$ 71,552.18	05/09/05
171164	303	REG	LD0500362	FIRST NATIONAL BANK OF BELLVUE	1.750	05/09/07	1.750	\$ 250,000.00	\$ 250,000.00	\$ 250,000.00	05/09/05
171547	303	REG	LD0500396	OSGOOD STATE BANK	1.750	06/01/07	1.750	\$ 166,218.21	\$ 166,218.21	\$ 166,218.21	06/03/05
171713	303	REG	LD0500404	AMERICAN SAVINGS BANK, FSB	1.750	06/14/07	1.750	\$ 95,424.96	\$ 95,424.96	\$ 95,424.96	06/14/05
171774	303	REG	LD0500412	CROGHAN COLONIAL BANK	1.750	06/15/07	1.750	\$ 108,730.06	\$ 108,730.06	\$ 108,730.06	06/17/05
171821	303	REG	LD0500420	UNION BANK COMPANY	1.750	06/22/07	1.750	\$ 185,901.05	\$ 185,901.05	\$ 185,901.05	06/22/05
171928	303	REG	LD0600014	NATIONAL BANK & TRUST COMPANY	1.750	06/29/07	1.750	\$ 46,502.52	\$ 46,502.52	\$ 46,502.52	07/01/05
172075	303	REG	LD0600022	GENDA BANKING COMPANY	1.750	07/12/07	1.750	\$ 212,500.00	\$ 212,500.00	\$ 212,500.00	07/12/05
172151	303	REG	LD0600030	OSGOOD STATE BANK	1.750	07/18/07	1.750	\$ 128,894.76	\$ 128,894.76	\$ 128,894.76	07/18/05

PGM: INV'S_MONTHENO_INVENTORY
 SOURCE: VISIQA0EO
 MODEL: INVENTORY
 BASIS: SETTLEMENT
 AS-OF: 3/30/07

RICHARD CORDRAY
 TREASURER, STATE OF OHIO
 INVESTMENT INVENTORY
 SETTLED POSITIONS AS OF: 03/30/07

INVT#	FUND	GROUP	CUSIP	DESCRIPTION	RATE	MATURITY	YIELD	PAR AMOUNT	BOOK VALUE	US\$ MARKET	1ST PUR
172583	303	REG	LD0600055	CROGHAN COLONIAL BANK	1.750	08/16/07	1.750	\$ 24,851.11	\$ 24,851.11	\$ 24,851.11	08/16/05
172660	303	REG	LD0600063	FIFTH THIRO BANK	1.750	08/17/07	1.750	\$ 182,000.00	\$ 182,000.00	\$ 182,000.00	08/17/05
172755	303	REG	LD0600071	MINSTER BANK	1.750	08/29/07	1.750	\$ 118,129.59	\$ 118,129.59	\$ 118,129.59	08/29/05
172896	303	REG	LD0600089	FIRST CITIZENS NATIONAL BANK	1.750	09/07/07	1.750	\$ 231,804.54	\$ 231,804.54	\$ 231,804.54	09/07/05
172994	303	REG	LD0600097	OAK HILL BANKS	1.750	09/14/07	1.750	\$ 164,377.45	\$ 164,377.45	\$ 164,377.45	09/16/05
173082	303	REG	LD0600105	PEOPLES BANK, N.A.	1.750	09/21/07	1.750	\$ 21,000.00	\$ 21,000.00	\$ 21,000.00	09/23/05
173105	303	REG	LD0600113	FIFTH THIRO BANK	1.750	09/26/07	1.750	\$ 179,166.77	\$ 179,166.77	\$ 179,166.77	09/26/05
173212	303	REG	LD0600121	HUNTINGTON NATIONAL BANK, NA	1.750	10/03/07	1.750	\$ 193,946.81	\$ 193,946.81	\$ 193,946.81	10/03/05
173257	303	REG	LD0600139	NATIONAL BANK OF OAK HARBOR	1.750	10/05/07	1.750	\$ 100,000.00	\$ 100,000.00	\$ 100,000.00	10/05/05
173303	303	REG	LD0600147	LORAIN NATIONAL BANK	1.750	10/05/07	1.750	\$ 100,000.00	\$ 100,000.00	\$ 100,000.00	10/05/05
173315	303	REG	LD0600154	COMMERCE NATIONAL BANK	1.750	10/05/07	1.750	\$ 47,721.20	\$ 47,721.20	\$ 47,721.20	10/07/05
173337	303	REG	LD0600162	U.S. BANK, N.A.	1.750	10/11/07	1.750	\$ 58,509.20	\$ 58,509.20	\$ 58,509.20	10/11/05
173357	303	REG	LD0600170	SECURITY NATIONAL BANK & TRUST	1.750	10/12/07	1.750	\$ 167,266.39	\$ 167,266.39	\$ 167,266.39	10/12/05
173417	303	REG	LD0600188	REPUBLIC BANKING COMPANY	1.750	10/19/07	1.750	\$ 129,870.30	\$ 129,870.30	\$ 129,870.30	10/13/05
173445	303	REG	LD0600196	OAK HILL BANKS	1.750	10/19/07	1.750	\$ 22,333.44	\$ 22,333.44	\$ 22,333.44	10/21/05
173520	303	REG	LD0600204	SKY BANK, SALINEVILLE	1.750	10/26/07	1.750	\$ 168,896.45	\$ 168,896.45	\$ 168,896.45	10/28/05
173521	303	REG	LD0600212	FARMERS & MERCHANTS STATE BANK	1.750	10/26/07	1.750	\$ 179,807.13	\$ 179,807.13	\$ 179,807.13	10/28/05
173586	303	REG	LD0600220	SECURITY NATIONAL BANK & TRUST	1.750	10/26/07	1.750	\$ 44,082.98	\$ 44,082.98	\$ 44,082.98	11/02/05
173815	303	REG	LD0600246	UNITED BANK N.A.	1.750	11/02/07	1.750	\$ 64,444.15	\$ 64,444.15	\$ 64,444.15	11/28/05
173874	303	REG	LD0600253	SIGNATURE BANK, N.A.	1.750	11/28/07	1.750	\$ 135,863.25	\$ 135,863.25	\$ 135,863.25	12/05/05
173990	303	REG	LD0600261	FIFTH THIRO BANK	1.750	12/05/07	1.750	\$ 64,719.53	\$ 64,719.53	\$ 64,719.53	12/07/05
174006	303	REG	LD0600279	FIRST FINANCIAL BANK, NA	1.750	12/13/07	1.750	\$ 114,017.33	\$ 114,017.33	\$ 114,017.33	12/13/05
174232	303	REG	LD0600295	FIRST CITIZENS NATIONAL BANK	1.750	12/14/07	1.750	\$ 54,567.32	\$ 54,567.32	\$ 54,567.32	12/14/05
174339	303	REG	LD0600303	RICHLAND TRUST COMPANY	1.750	01/11/08	1.750	\$ 229,005.94	\$ 229,005.94	\$ 229,005.94	01/04/06
174340	303	REG	LD0600311	CITIZENS SAVINGS BANK	1.750	01/11/08	1.750	\$ 150,203.32	\$ 150,203.32	\$ 150,203.32	01/13/06
174367	303	REG	LD0600329	FIFTH THIRO BANK	1.750	01/11/08	1.750	\$ 82,742.05	\$ 82,742.05	\$ 82,742.05	01/13/06
174382	303	REG	LD0600337	FIFTH THIRO BANK	1.750	01/18/08	1.750	\$ 204,166.74	\$ 204,166.74	\$ 204,166.74	01/13/06
174449	303	REG	LD0600345	SKY BANK, SALINEVILLE	1.750	01/18/08	1.750	\$ 146,206.95	\$ 146,206.95	\$ 146,206.95	01/19/06
174450	303	REG	LD0600352	CITIZENS SAVINGS BANK	1.760	01/25/08	1.750	\$ 250,000.00	\$ 250,000.00	\$ 250,000.00	01/26/06
174666	303	REG	LD0600360	CITIZENS SAVINGS BANK	1.750	01/25/08	1.750	\$ 194,336.21	\$ 194,336.21	\$ 194,336.21	01/26/06
174702	303	REG	LD0600378	UNION BANK COMPANY	1.750	02/08/08	1.750	\$ 191,358.23	\$ 191,358.23	\$ 191,358.23	02/10/06
174704	303	REG	LD0600386	CITIZENS BANK COMPANY	1.750	02/13/08	1.750	\$ 151,774.50	\$ 151,774.50	\$ 151,774.50	02/13/06
174723	303	REG	LD0600394	AMERICAN SAVINGS BANK, FSB	1.750	02/13/08	1.750	\$ 100,000.00	\$ 100,000.00	\$ 100,000.00	02/14/06
174794	303	REG	LD0600428	SIGNATURE BANK, N.A.	1.750	02/15/08	1.750	\$ 42,000.00	\$ 42,000.00	\$ 42,000.00	02/15/06
174803	303	REG	LD0600444	CROGHAN COLONIAL BANK	1.750	02/22/08	1.750	\$ 84,896.45	\$ 84,896.45	\$ 84,896.45	02/22/06
174855	303	REG	LD0600451	COMMERCE NATIONAL BANK	1.750	02/22/08	1.750	\$ 42,490.94	\$ 42,490.94	\$ 42,490.94	02/22/06
174888	303	REG	LD0600451	FIRST FEDERAL BANK OF THE MIDWEST	1.750	02/29/08	1.750	\$ 250,000.00	\$ 250,000.00	\$ 250,000.00	03/01/06
174989	303	REG	LD0600477	SKY BANK, SALINEVILLE	1.750	03/07/08	1.750	\$ 94,885.89	\$ 94,885.89	\$ 94,885.89	03/08/06
175044	303	REG	LD0600485	CITIZENS BANK COMPANY	1.750	03/07/08	1.750	\$ 110,000.00	\$ 110,000.00	\$ 110,000.00	03/08/06
175067	303	REG	LD0600493	SKY BANK, SALINEVILLE	1.750	03/14/08	1.750	\$ 97,262.85	\$ 97,262.85	\$ 97,262.85	03/15/06
175094	303	REG	LD0600501	SKY BANK, SALINEVILLE	1.750	03/14/08	1.750	\$ 125,000.00	\$ 125,000.00	\$ 125,000.00	03/16/06
175137	303	REG	LD0600527	NATIONAL CITY BANK	1.750	03/21/08	1.750	\$ 250,000.00	\$ 250,000.00	\$ 250,000.00	03/17/06
175211	303	REG	LD0600535	COMMERCE NATIONAL BANK	1.750	03/27/08	1.750	\$ 212,174.80	\$ 212,174.80	\$ 212,174.80	03/22/06
175233	303	REG	LD0600543	FARMERS & MERCHANTS STATE BANK	1.750	03/27/08	1.750	\$ 202,521.43	\$ 202,521.43	\$ 202,521.43	03/22/06
175267	303	REG	LD0600550	SUTTON BANK	1.750	03/28/08	1.750	\$ 100,000.00	\$ 100,000.00	\$ 100,000.00	03/29/06
175324	303	REG	LD0600558	PEOPLES SAVINGS BANK	1.750	04/04/08	1.750	\$ 140,291.71	\$ 140,291.71	\$ 140,291.71	03/31/06
176074	303	REG	LD0600576	MINSTER BANK	1.750	04/04/08	1.750	\$ 94,095.69	\$ 94,095.69	\$ 94,095.69	04/06/06
176224	303	REG	LD0600584	CITIZENS SAVINGS BANK	1.750	04/18/08	1.750	\$ 27,588.37	\$ 27,588.37	\$ 27,588.37	04/16/06
176225	303	REG	LD0600592	PARK NATIONAL BANK	1.750	04/24/08	1.750	\$ 23,091.76	\$ 23,091.76	\$ 23,091.76	04/18/06
176225	303	REG	LD0600600	FARMERS & MERCHANTS STATE BANK	1.750	04/24/08	1.750	\$ 35,569.05	\$ 35,569.05	\$ 35,569.05	04/24/06
176225	303	REG	LD0600600	FARMERS & MERCHANTS STATE BANK	1.750	04/24/08	1.750	\$ 250,000.00	\$ 250,000.00	\$ 250,000.00	04/24/06

PGM: INVS_MONTHERO_INVENTORY
 SOURCE: VISUALIZED INVENTORY
 MODEL: INVENTORY
 BASIS: SETTLEMENT
 AS-OF: 3/30/07

RICHARD CORDRAY
 TREASURER, STATE OF OHIO

INVESTMENT INVENTORY
 SETTLED POSITIONS AS OF: 03/30/07

INVT#	FUND	GROUP	CUSIP	DESCRIPTION	RATE	MATURITY	YIELD	PAR AMOUNT	BOOK VALUE	US\$ MARKET	1ST PUR
176249	303	REG	LD0600618	PARK NATIONAL BANK	1.750	04/25/08	1.750	\$ 97,279.31	\$ 97,279.31	\$ 97,279.31	04/25/06
176377	303	REG	LD0600626	COMMERCE NATIONAL BANK	1.750	04/25/08	1.750	\$ 92,594.48	\$ 92,594.48	\$ 92,594.48	04/26/06
176575	303	REG	LD0600634	SKY BANK, SALINEVILLE	1.750	04/28/08	1.760	\$ 152,846.40	\$ 152,846.40	\$ 152,846.40	04/28/06
176578	303	REG	LD0600642	FIRST CITIZENS NATIONAL BANK	1.750	05/09/08	1.750	\$ 203,327.29	\$ 203,327.29	\$ 203,327.29	05/10/06
176584	303	REG	LD0600659	REPUBLIC BANKING COMPANY	1.750	05/09/08	1.750	\$ 75,260.95	\$ 75,260.95	\$ 75,260.95	05/10/06
176599	303	REG	LD0600667	FIRST CITIZENS NATIONAL BANK	1.750	05/09/08	1.750	\$ 12,539.20	\$ 12,539.20	\$ 12,539.20	05/11/06
176600	303	REG	LD0600675	CITIZENS SAVINGS BANK	1.750	05/12/08	1.750	\$ 70,411.27	\$ 70,411.27	\$ 70,411.27	05/12/06
176604	303	REG	LD0600683	OSGOOD STATE BANK	1.750	05/12/08	1.750	\$ 56,580.34	\$ 56,580.34	\$ 56,580.34	05/12/06
176604	303	REG	LD0600691	COMMERCE NATIONAL BANK	1.750	05/12/08	1.750	\$ 77,236.42	\$ 77,236.42	\$ 77,236.42	05/12/06
176671	303	REG	LD0600709	CITIZENS SAVINGS BANK	1.750	05/15/08	1.750	\$ 149,426.21	\$ 149,426.21	\$ 149,426.21	05/15/06
176673	303	REG	LD0600717	FIRST CITIZENS NATIONAL BANK	1.750	05/16/08	1.750	\$ 47,912.03	\$ 47,912.03	\$ 47,912.03	05/16/06
176685	303	REG	LD0600725	FIRST CITIZENS NATIONAL BANK	1.750	05/16/08	1.750	\$ 101,362.86	\$ 101,362.86	\$ 101,362.86	05/16/06
176706	303	REG	LD0600733	SKY BANK, SALINEVILLE	1.750	05/16/08	1.750	\$ 100,000.00	\$ 100,000.00	\$ 100,000.00	05/17/06
176707	303	REG	LD0600741	FIRST CITIZENS NATIONAL BANK	1.750	05/16/08	1.750	\$ 50,000.00	\$ 50,000.00	\$ 50,000.00	05/18/06
176722	303	REG	LD0600758	SKY BANK, SALINEVILLE	1.750	05/16/08	1.750	\$ 27,416.65	\$ 27,416.65	\$ 27,416.65	05/18/06
176761	303	REG	LD0600766	FIRST CITIZENS NATIONAL BANK	1.750	05/19/08	1.750	\$ 75,000.00	\$ 75,000.00	\$ 75,000.00	05/19/06
176782	303	REG	LD0600774	SKY BANK, SALINEVILLE	1.750	05/23/08	1.750	\$ 133,328.48	\$ 133,328.48	\$ 133,328.48	05/24/06
176780	303	REG	LD0600782	SIGNATURE BANK, N.A.	1.750	05/23/08	1.750	\$ 240,072.05	\$ 240,072.05	\$ 240,072.05	05/24/06
176779	303	REG	LD0600790	ST. HENRY BANK	1.750	05/23/08	1.750	\$ 57,489.29	\$ 57,489.29	\$ 57,489.29	05/24/06
176790	303	REG	LD0600808	FIRST CITIZENS NATIONAL BANK	1.750	05/30/08	1.750	\$ 32,769.41	\$ 32,769.41	\$ 32,769.41	05/26/06
176826	303	REG	LD0600816	OLD FORT BANKING COMPANY	1.750	05/30/08	1.750	\$ 81,446.83	\$ 81,446.83	\$ 81,446.83	05/30/06
176826	303	REG	LD0600824	MORGAN BANK	1.750	05/30/08	1.750	\$ 46,214.86	\$ 46,214.86	\$ 46,214.86	05/30/06
176829	303	REG	LD0600832	FIRST CITIZENS NATIONAL BANK	1.750	05/30/08	1.750	\$ 60,500.00	\$ 60,500.00	\$ 60,500.00	05/31/06
176839	303	REG	LD0600840	HUNTINGTON NATIONAL BANK, NA	1.750	06/02/08	1.750	\$ 170,226.36	\$ 170,226.36	\$ 170,226.36	06/01/06
176890	303	REG	LD0600857	COMMERCIAL SAVINGS BANK	1.750	06/02/08	1.750	\$ 161,752.36	\$ 161,752.36	\$ 161,752.36	06/02/06
176890	303	REG	LD0600865	FIRST CITIZENS NATIONAL BANK	1.750	06/02/08	1.750	\$ 160,116.80	\$ 160,116.80	\$ 160,116.80	06/06/06
177036	303	REG	LD0600881	DELAWARE COUNTY BANK & TRUST CO.	1.750	06/06/08	1.750	\$ 38,137.45	\$ 38,137.45	\$ 38,137.45	06/12/06
177084	303	REG	LD0600899	FIRST CITIZENS NATIONAL BANK	1.750	06/12/08	1.750	\$ 21,500.00	\$ 21,500.00	\$ 21,500.00	06/12/06
177115	303	REG	LD0600915	AMERICAN SAVINGS BANK, FSB	1.750	06/20/08	1.750	\$ 109,164.72	\$ 109,164.72	\$ 109,164.72	06/20/06
177129	303	REG	LD0600923	SKY BANK, SALINEVILLE	1.750	06/20/08	1.750	\$ 33,460.39	\$ 33,460.39	\$ 33,460.39	06/22/06
177143	303	REG	LD0600931	STATE BANK & TRUST COMPANY	1.750	06/23/08	1.750	\$ 250,000.00	\$ 250,000.00	\$ 250,000.00	06/23/06
177155	303	REG	LD0600949	SKY BANK, SALINEVILLE	1.750	06/26/08	1.750	\$ 129,920.82	\$ 129,920.82	\$ 129,920.82	06/26/06
177212	303	REG	LD0600956	HUNTINGTON NATIONAL BANK, NA	1.750	06/27/08	1.750	\$ 250,000.00	\$ 250,000.00	\$ 250,000.00	06/27/06
177259	303	REG	LD0600964	OSGOOD STATE BANK	1.750	06/27/08	1.750	\$ 250,000.00	\$ 250,000.00	\$ 250,000.00	06/29/06
177278	303	REG	LD0700012	AMERICAN SAVINGS BANK, FSB	1.750	06/30/08	1.750	\$ 36,159.75	\$ 36,159.75	\$ 36,159.75	06/30/06
177343	303	REG	LD0700012	AMERICAN SAVINGS BANK, FSB	1.750	07/03/08	1.750	\$ 180,228.47	\$ 180,228.47	\$ 180,228.47	07/05/06
177438	303	REG	LD0700020	STATE BANK & TRUST COMPANY	1.750	07/07/08	1.750	\$ 250,000.00	\$ 250,000.00	\$ 250,000.00	07/07/06
177550	303	REG	LD0700036	HUNTINGTON NATIONAL BANK, NA	1.750	07/11/08	1.750	\$ 125,000.00	\$ 125,000.00	\$ 125,000.00	07/13/06
177591	303	REG	LD0700046	U.S. BANK, N.A.	1.750	07/18/08	1.750	\$ 124,179.23	\$ 124,179.23	\$ 124,179.23	07/19/06
177607	303	REG	LD0700061	KEYBANK NA	1.750	07/21/08	1.750	\$ 244,690.91	\$ 244,690.91	\$ 244,690.91	07/21/06
177608	303	REG	LD0700079	GLOUSTER COMMUNITY BANK	1.750	07/25/08	1.750	\$ 142,239.94	\$ 142,239.94	\$ 142,239.94	07/25/06
177624	303	REG	LD0700087	GLOUSTER COMMUNITY BANK	1.750	07/25/08	1.750	\$ 250,000.00	\$ 250,000.00	\$ 250,000.00	07/25/06
177625	303	REG	LD0700095	FARMERS & MERCHANTS STATE BANK	1.750	07/25/08	1.750	\$ 22,521.95	\$ 22,521.95	\$ 22,521.95	07/26/06
177683	303	REG	LD0700103	FIRST CITIZENS NATIONAL BANK	1.750	07/25/08	1.750	\$ 75,262.45	\$ 75,262.45	\$ 75,262.45	07/26/06
177685	303	REG	LD0700111	SKY BANK, SALINEVILLE	1.750	07/31/08	1.750	\$ 75,000.00	\$ 75,000.00	\$ 75,000.00	07/31/06
177738	303	REG	LD0700137	SKY BANK, SALINEVILLE	1.750	08/04/08	1.750	\$ 83,457.29	\$ 83,457.29	\$ 83,457.29	07/31/06
177769	303	REG	LD0700145	FIFTH THIRD BANK	1.750	08/04/08	1.750	\$ 227,655.55	\$ 227,655.55	\$ 227,655.55	08/04/06
177796	303	REG	LD0700152	FIRST MERRIT BANK, NA	1.750	08/06/08	1.750	\$ 220,099.76	\$ 220,099.76	\$ 220,099.76	08/09/06
177811	303	REG	LD0700160	FIRST NATIONAL BANK OF BELLVIEW	1.750	08/08/08	1.750	\$ 97,894.17	\$ 97,894.17	\$ 97,894.17	08/09/06
177812	303	REG	LD0700178	SKY BANK, SALINEVILLE	1.750	08/08/08	1.750	\$ 100,000.00	\$ 100,000.00	\$ 100,000.00	08/09/06
177851	303	REG	LD0700186	OSGOOD STATE BANK	1.750	08/14/08	1.750	\$ 136,394.23	\$ 136,394.23	\$ 136,394.23	08/14/06

PGM: INVS_MONTHERNO_INVENTORY
 SOURCE: MISALICED
 MODEL: INVENTORY
 BASIS: SETTLEMENT
 AS-OF: 3/30/07

RICHARD CORRAY
 TREASURER, STATE OF OHIO
 INVESTMENT INVENTORY
 SETTLED POSITIONS AS OF: 03/30/07

INVS#	FUND	GROUP	CUSIP	DESCRIPTION	RATE	MATURITY	YIELD	PAR AMOUNT	BOOK VALUE	US\$ MARKET	1ST PUR
177866	303	REG	LD0700194	P N C BANK,NA	1.750	08/15/08	1.750	\$ 184,791.15	\$ 184,791.15	\$ 184,791.15	09/15/06
177867	303	REG	LD0700202	U.S. BANK, N.A.	1.750	08/15/08	1.750	\$ 178,744.18	\$ 178,744.18	\$ 178,744.18	09/15/06
177880	303	REG	LD0700210	SKY BANK, SALINEVILLE	1.750	08/15/08	1.750	\$ 142,597.60	\$ 142,597.60	\$ 142,597.60	08/16/06
177901	303	REG	LD0700228	FIRST CITIZENS NATIONAL BANK	1.750	08/18/08	1.750	\$ 20,000.00	\$ 20,000.00	\$ 20,000.00	08/18/06
177915	303	REG	LD0700236	FIRST CITIZENS NATIONAL BANK	1.750	08/21/08	1.750	\$ 25,000.00	\$ 25,000.00	\$ 25,000.00	08/21/06
177959	303	REG	LD0700244	FIRST PLACE BANK	1.750	08/25/08	1.750	\$ 91,927.11	\$ 91,927.11	\$ 91,927.11	08/25/06
177998	303	REG	LD0700251	DELAWARE COUNTY BANK & TRUST CO.	1.750	08/29/08	1.750	\$ 30,170.27	\$ 30,170.27	\$ 30,170.27	08/30/06
178024	303	REG	LD0700269	KEYBANK,NA	1.750	08/29/08	1.750	\$ 241,808.00	\$ 241,808.00	\$ 241,808.00	08/30/06
178026	303	REG	LD0700277	FIRST CITIZENS NATIONAL BANK	1.750	08/29/08	1.750	\$ 28,647.91	\$ 28,647.91	\$ 28,647.91	09/01/06
178026	303	REG	LD0700285	HUNTINGTON NATIONAL BANK, NA	1.750	08/29/08	1.750	\$ 49,493.13	\$ 49,493.13	\$ 49,493.13	09/01/06
178030	303	REG	LD0700293	FIRST CITIZENS NATIONAL BANK	1.750	08/29/08	1.750	\$ 30,077.32	\$ 30,077.32	\$ 30,077.32	09/01/06
178031	303	REG	LD0700301	FIRST CITIZENS NATIONAL BANK	1.750	08/29/08	1.750	\$ 72,070.00	\$ 72,070.00	\$ 72,070.00	09/01/06
178039	303	REG	LD0700319	OSGODO STATE BANK	1.750	09/05/08	1.750	\$ 221,353.73	\$ 221,353.73	\$ 221,353.73	09/05/06
178088	303	REG	LD0700327	CITIZENS NATIONAL OF BLUFFTON	1.750	09/05/08	1.750	\$ 127,617.83	\$ 127,617.83	\$ 127,617.83	09/07/06
178089	303	REG	LD0700335	SKY BANK, SALINEVILLE	1.750	09/05/08	1.750	\$ 196,990.41	\$ 196,990.41	\$ 196,990.41	09/07/06
178107	303	REG	LD0700343	SKY BANK, SALINEVILLE	1.750	09/08/08	1.750	\$ 135,446.08	\$ 135,446.08	\$ 135,446.08	09/08/06
178133	303	REG	LD0700350	SKY BANK, SALINEVILLE	1.750	09/12/08	1.750	\$ 178,534.82	\$ 178,534.82	\$ 178,534.82	09/12/06
178134	303	REG	LD0700368	NATIONAL CITY BANK	1.750	09/12/08	1.750	\$ 243,852.84	\$ 243,852.84	\$ 243,852.84	09/12/06
178212	303	REG	LD0700376	FIRST CITIZENS NATIONAL BANK	1.750	09/12/08	1.750	\$ 29,000.00	\$ 29,000.00	\$ 29,000.00	09/20/06
178239	303	REG	LD0700392	OLD FORT BANKING COMPANY	1.750	09/22/08	1.750	\$ 47,439.39	\$ 47,439.39	\$ 47,439.39	09/22/06
178240	303	REG	LD0700394	SKY BANK, SALINEVILLE	1.750	09/22/08	1.750	\$ 250,000.00	\$ 250,000.00	\$ 250,000.00	09/22/06
178250	303	REG	LD0700400	NATIONAL CITY BANK	1.750	09/22/08	1.750	\$ 205,674.00	\$ 205,674.00	\$ 205,674.00	09/22/06
178303	303	REG	LD0700418	FIRST CITIZENS NATIONAL BANK	1.750	09/29/08	1.750	\$ 90,645.32	\$ 90,645.32	\$ 90,645.32	09/29/06
178437	303	REG	LD0700426	SKY BANK, SALINEVILLE	1.750	10/03/08	1.750	\$ 250,000.00	\$ 250,000.00	\$ 250,000.00	10/10/06
178552	303	REG	LD0700442	HUNTINGTON NATIONAL BANK, NA	1.750	10/10/08	1.750	\$ 250,000.00	\$ 250,000.00	\$ 250,000.00	10/10/06
178564	303	REG	LD0700459	COMMERCIAL NATIONAL BANK	1.750	10/17/08	1.750	\$ 100,000.00	\$ 100,000.00	\$ 100,000.00	10/19/06
178611	303	REG	LD0700467	FIRST CITIZENS NATIONAL BANK	1.750	10/20/08	1.750	\$ 55,000.00	\$ 55,000.00	\$ 55,000.00	10/20/06
178612	303	REG	LD0700475	GENOA BANKING COMPANY	1.750	10/24/08	1.750	\$ 100,000.00	\$ 100,000.00	\$ 100,000.00	10/24/06
178727	303	REG	LD0700483	GENOA BANKING COMPANY	1.750	10/24/08	1.750	\$ 250,000.00	\$ 250,000.00	\$ 250,000.00	10/24/06
178847	303	REG	LD0700491	CITIZENS SAVINGS BANK	1.750	11/03/08	1.750	\$ 185,000.00	\$ 185,000.00	\$ 185,000.00	11/03/06
178859	303	REG	LD0700509	SIGNATURE BANK, N.A.	1.750	11/13/08	1.750	\$ 250,000.00	\$ 250,000.00	\$ 250,000.00	11/13/06
178869	303	REG	LD0700517	FIRST CITIZENS NATIONAL BANK	1.750	11/14/08	1.750	\$ 250,000.00	\$ 250,000.00	\$ 250,000.00	11/14/06
178929	303	REG	LD0700525	SKY BANK, SALINEVILLE	1.750	11/14/08	1.750	\$ 191,491.00	\$ 191,491.00	\$ 191,491.00	11/14/06
178930	303	REG	LD0700533	FIRST FEDERAL BANK OF THE MIDWEST	1.750	11/20/08	1.750	\$ 143,089.67	\$ 143,089.67	\$ 143,089.67	11/20/06
178934	303	REG	LD0700541	OSGODO STATE BANK	1.750	11/20/08	1.750	\$ 230,000.00	\$ 230,000.00	\$ 230,000.00	11/20/06
178966	303	REG	LD0700558	FIRST CITIZENS NATIONAL BANK	1.750	11/21/08	1.750	\$ 29,482.00	\$ 29,482.00	\$ 29,482.00	11/22/06
179077	303	REG	LD0700566	FIRST PLACE BANK	1.750	11/26/08	1.750	\$ 249,442.36	\$ 249,442.36	\$ 249,442.36	11/29/06
179079	303	REG	LD0700574	KINGSTON NATIONAL BANK	1.750	11/26/08	1.750	\$ 40,000.00	\$ 40,000.00	\$ 40,000.00	11/29/06
179229	303	REG	LD0700590	OSGODO STATE BANK	1.750	12/08/08	1.750	\$ 75,000.00	\$ 75,000.00	\$ 75,000.00	11/29/06
179230	303	REG	LD0700608	SKY BANK, SALINEVILLE	1.750	12/08/08	1.750	\$ 166,725.00	\$ 166,725.00	\$ 166,725.00	12/08/06
179239	303	REG	LD0700616	FIRST FEDERAL BANK OF THE MIDWEST	1.750	12/08/08	1.750	\$ 175,000.00	\$ 175,000.00	\$ 175,000.00	12/08/06
179250	303	REG	LD0700624	FIRST CITIZENS NATIONAL BANK	1.750	12/11/08	1.750	\$ 98,646.24	\$ 98,646.24	\$ 98,646.24	12/11/06
179304	303	REG	LD0700632	UNITED BANK, N.A.	1.750	12/12/08	1.750	\$ 93,484.88	\$ 93,484.88	\$ 93,484.88	12/12/06
179315	303	REG	LD0700640	FIRSTMERRIT BANK, NA	1.750	12/15/08	1.750	\$ 113,000.00	\$ 113,000.00	\$ 113,000.00	12/15/06
179316	303	REG	LD0700657	FIRST CITIZENS NATIONAL BANK	1.750	12/18/08	1.750	\$ 167,108.49	\$ 167,108.49	\$ 167,108.49	12/18/06
179325	303	REG	LD0700665	SKY BANK, SALINEVILLE	1.750	12/19/08	1.750	\$ 250,000.00	\$ 250,000.00	\$ 250,000.00	12/18/06
179326	303	REG	LD0700673	PARK NATIONAL BANK	1.750	12/19/08	1.750	\$ 86,590.00	\$ 86,590.00	\$ 86,590.00	12/19/06
179342	303	REG	LD0700681	STATE BANK & TRUST COMPANY	1.750	12/19/08	1.750	\$ 150,000.00	\$ 150,000.00	\$ 150,000.00	12/19/06
179401	303	REG	LD0700699	FIFTH THIRD BANK	1.750	12/26/08	1.750	\$ 250,000.00	\$ 250,000.00	\$ 250,000.00	12/28/06
179426	303	REG	LD0700707	HOME CITY FEDERAL SAVINGS BANK	1.750	01/02/09	1.750	\$ 80,000.00	\$ 80,000.00	\$ 80,000.00	01/02/07

PGM: INVS_MONTHEMO_INVENTORY
 SOURCE: VISIQUED
 MODEL: INVENTORY
 BASIS: SETTLEMENT
 AS-OF: 3/30/07

RICHARD CORDRAY
 TREASURER, STATE OF OHIO
 INVESTMENT INVENTORY
 SETTLED POSITIONS AS OF: 03/30/07

INVT#	FUND	GROUP	CUSIP	DESCRIPTION	RATE	MATURITY	YIELD	PAR AMOUNT	BOOK VALUE	US\$ MARKET	1ST PUR
179543	303	REG	LD0700715	FIRSTMERIT BANK NA	1.750	01/09/09	1.750	\$ 145,346.32	\$ 145,346.32	\$ 145,346.32	01/11/07
179867	303	REG	LD0700723	FIRST CITIZENS NATIONAL BANK	1.750	02/13/09	1.750	\$ 243,816.00	\$ 243,816.00	\$ 243,816.00	02/13/07
179904	303	REG	LD0700731	KEYBANK NA	1.750	02/13/09	1.750	\$ 250,000.00	\$ 250,000.00	\$ 250,000.00	02/16/07
179922	303	REG	LD0700749	FIRST CITIZENS NATIONAL BANK	1.750	02/20/09	1.750	\$ 76,000.00	\$ 76,000.00	\$ 76,000.00	02/20/07
179933	303	REG	LD0700756	SKY BANK, SALINEVILLE	1.750	02/20/09	1.750	\$ 80,000.00	\$ 80,000.00	\$ 80,000.00	02/20/07
179935	303	REG	LD0700764	COMMERCE NATIONAL BANK	1.750	02/20/09	1.750	\$ 250,000.00	\$ 250,000.00	\$ 250,000.00	02/20/07
179936	303	REG	LD0700772	COMMERCE NATIONAL BANK	1.750	02/20/09	1.750	\$ 250,000.00	\$ 250,000.00	\$ 250,000.00	02/21/07
179937	303	REG	LD0700780	CITIZENS SAVINGS BANK	1.750	02/20/09	1.750	\$ 12,500.00	\$ 12,500.00	\$ 12,500.00	02/21/07
179968	303	REG	LD0700798	FIRST CITIZENS NATIONAL BANK	1.750	02/23/09	1.750	\$ 250,000.00	\$ 250,000.00	\$ 250,000.00	02/23/07
179969	303	REG	LD0700806	FIRST CITIZENS NATIONAL BANK	1.750	02/23/09	1.750	\$ 250,000.00	\$ 250,000.00	\$ 250,000.00	02/23/07
180063	303	REG	LD0700814	CITIZENS BANKING COMPANY	1.750	03/05/09	1.750	\$ 250,000.00	\$ 250,000.00	\$ 250,000.00	03/09/07
180153	303	REG	LD0700822	HUNTINGTON NATIONAL BANK, NA	1.750	03/09/09	1.750	\$ 72,743.07	\$ 72,743.07	\$ 72,743.07	03/09/07
180198	303	REG	LD0700830	COMMERCE NATIONAL BANK	1.750	03/13/09	1.750	\$ 110,000.00	\$ 110,000.00	\$ 110,000.00	03/13/07
180254	303	REG	LD0700848	FIRST CITIZENS NATIONAL BANK	1.750	03/20/09	1.750	\$ 96,400.00	\$ 96,400.00	\$ 96,400.00	03/20/07
180268	303	REG	LD0700865	SKY BANK, SALINEVILLE	1.750	03/20/09	1.750	\$ 53,000.00	\$ 53,000.00	\$ 53,000.00	03/20/07
180375	303	REG	LD0700863	SKY BANK, SALINEVILLE	1.750	03/20/09	1.750	\$ 117,987.00	\$ 117,987.00	\$ 117,987.00	03/21/07
			LD0700871	FIRST FINANCIAL BANK, NA	1.750	03/30/09	1.750	\$ 75,000.00	\$ 75,000.00	\$ 75,000.00	03/30/07
								\$ 25,345,385.79	\$ 25,345,385.79	\$ 25,345,385.79	
176195	303	REG	AG0606743	HUNTINGTON NATIONAL BANK, NA	1.100	04/02/07	1.100	\$ 180,000.00	\$ 180,000.00	\$ 180,000.00	04/21/06
176196	303	REG	AG0606776	HUNTINGTON NATIONAL BANK, NA	1.100	04/02/07	1.100	\$ 85,000.00	\$ 85,000.00	\$ 85,000.00	04/21/06
176271	303	REG	AG0607048	ADVANTAGE BANK	1.100	04/02/07	1.100	\$ 100,000.00	\$ 100,000.00	\$ 100,000.00	04/26/06
176273	303	REG	AG0607055	ADVANTAGE BANK	1.100	04/02/07	1.100	\$ 50,000.00	\$ 50,000.00	\$ 50,000.00	04/26/06
176274	303	REG	AG0607063	ADVANTAGE BANK	1.100	04/02/07	1.100	\$ 100,000.00	\$ 100,000.00	\$ 100,000.00	04/26/06
176275	303	REG	AG0607071	ADVANTAGE BANK	1.100	04/02/07	1.100	\$ 100,000.00	\$ 100,000.00	\$ 100,000.00	04/26/06
176276	303	REG	AG0607089	ADVANTAGE BANK	1.100	04/02/07	1.100	\$ 65,000.00	\$ 65,000.00	\$ 65,000.00	04/26/06
176277	303	REG	AG0607097	ADVANTAGE BANK	1.100	04/02/07	1.100	\$ 100,000.00	\$ 100,000.00	\$ 100,000.00	04/26/06
176279	303	REG	AG0607113	ADVANTAGE BANK	1.100	04/02/07	1.100	\$ 100,000.00	\$ 100,000.00	\$ 100,000.00	04/26/06
176280	303	REG	AG0607121	ADVANTAGE BANK	1.100	04/02/07	1.100	\$ 60,000.00	\$ 60,000.00	\$ 60,000.00	04/26/06
176281	303	REG	AG0607139	ADVANTAGE BANK	1.100	04/02/07	1.100	\$ 50,000.00	\$ 50,000.00	\$ 50,000.00	04/26/06
176282	303	REG	AG0607147	ADVANTAGE BANK	1.100	04/02/07	1.100	\$ 40,000.00	\$ 40,000.00	\$ 40,000.00	04/26/06
176283	303	REG	AG0607154	ADVANTAGE BANK	1.100	04/02/07	1.100	\$ 100,000.00	\$ 100,000.00	\$ 100,000.00	04/26/06
176284	303	REG	AG0607162	ADVANTAGE BANK	1.100	04/02/07	1.100	\$ 100,000.00	\$ 100,000.00	\$ 100,000.00	04/26/06
176285	303	REG	AG0607170	ADVANTAGE BANK	1.100	04/02/07	1.100	\$ 100,000.00	\$ 100,000.00	\$ 100,000.00	04/26/06
176286	303	REG	AG0607188	ADVANTAGE BANK	1.100	04/02/07	1.100	\$ 100,000.00	\$ 100,000.00	\$ 100,000.00	04/26/06
176287	303	REG	AG0607196	ADVANTAGE BANK	1.100	04/02/07	1.100	\$ 95,000.00	\$ 95,000.00	\$ 95,000.00	04/26/06
176288	303	REG	AG0607204	ADVANTAGE BANK	1.100	04/02/07	1.100	\$ 100,000.00	\$ 100,000.00	\$ 100,000.00	04/26/06
176289	303	REG	AG0607212	ADVANTAGE BANK	1.100	04/02/07	1.100	\$ 50,000.00	\$ 50,000.00	\$ 50,000.00	04/26/06
176290	303	REG	AG0607220	ADVANTAGE BANK	1.100	04/02/07	1.100	\$ 100,000.00	\$ 100,000.00	\$ 100,000.00	04/26/06
176291	303	REG	AG0607228	ADVANTAGE BANK	1.100	04/02/07	1.100	\$ 20,000.00	\$ 20,000.00	\$ 20,000.00	04/26/06
176292	303	REG	AG0607236	ADVANTAGE BANK	1.100	04/02/07	1.100	\$ 50,000.00	\$ 50,000.00	\$ 50,000.00	04/26/06
176293	303	REG	AG0607253	ADVANTAGE BANK	1.100	04/02/07	1.100	\$ 100,000.00	\$ 100,000.00	\$ 100,000.00	04/26/06
176294	303	REG	AG0607261	ADVANTAGE BANK	1.100	04/02/07	1.100	\$ 100,000.00	\$ 100,000.00	\$ 100,000.00	04/26/06
176295	303	REG	AG0607279	ADVANTAGE BANK	1.100	04/02/07	1.100	\$ 100,000.00	\$ 100,000.00	\$ 100,000.00	04/26/06
176296	303	REG	AG0607287	ADVANTAGE BANK	1.100	04/02/07	1.100	\$ 100,000.00	\$ 100,000.00	\$ 100,000.00	04/26/06
176297	303	REG	AG0607295	ADVANTAGE BANK	1.100	04/02/07	1.100	\$ 15,000.00	\$ 15,000.00	\$ 15,000.00	04/26/06
176298	303	REG	AG0607303	ADVANTAGE BANK	1.100	04/02/07	1.100	\$ 100,000.00	\$ 100,000.00	\$ 100,000.00	04/26/06
176299	303	REG	AG0607311	ADVANTAGE BANK	1.100	04/02/07	1.100	\$ 100,000.00	\$ 100,000.00	\$ 100,000.00	04/26/06
176300	303	REG	AG0607329	ADVANTAGE BANK	1.100	04/02/07	1.100	\$ 20,000.00	\$ 20,000.00	\$ 20,000.00	04/26/06
176301	303	REG	AG0607337	ADVANTAGE BANK	1.100	04/02/07	1.100	\$ 50,000.00	\$ 50,000.00	\$ 50,000.00	04/26/06
176302	303	REG	AG0607345	ADVANTAGE BANK	1.100	04/02/07	1.100	\$ 100,000.00	\$ 100,000.00	\$ 100,000.00	04/26/06
176310	303	REG	AG0607428	HUNTINGTON NATIONAL BANK, NA	1.100	04/02/07	1.100	\$ 100,000.00	\$ 100,000.00	\$ 100,000.00	04/26/06

PGM: INVS_MONTHEEND_INVENTORY
 SOURCE: VISUALIZED
 MODEL: INVENTORY
 BASIS: SETTLEMENT
 AS-OF: 3/30/07

RICHARD CORDRAY
 TREASURER, STATE OF OHIO
 INVESTMENT INVENTORY
 SETTLED POSITIONS AS OF: 03/30/07

INVT#	FUND	GROUP	CUSIP	DESCRIPTION	RATE	MATURITY	YIELD	PAR AMOUNT	BOOK VALUE	US\$ MARKET	1ST PUR
176344	303	REG	AG0607758	HUNTINGTON NATIONAL BANK, NA	1.100	04/02/07	1.100	\$ 30,000.00	\$ 30,000.00	\$ 30,000.00	04/26/06
177004	303	REG	AG0608892	WELLS FARGO BANK OHIO, NA	1.100	04/04/07	1.100	\$ 80,000.00	\$ 80,000.00	\$ 80,000.00	06/14/06
175384	303	REG	AG0600019	REPUBLIC BANKING COMPANY	1.100	04/05/07	1.100	\$ 50,000.00	\$ 50,000.00	\$ 50,000.00	04/10/06
175385	303	REG	AG0600027	REPUBLIC BANKING COMPANY	1.100	04/05/07	1.100	\$ 100,000.00	\$ 100,000.00	\$ 100,000.00	04/10/06
175386	303	REG	AG0600035	REPUBLIC BANKING COMPANY	1.100	04/05/07	1.100	\$ 100,000.00	\$ 100,000.00	\$ 100,000.00	04/10/06
175387	303	REG	AG0600043	UNION BANKING COMPANY	1.100	04/06/07	1.100	\$ 100,000.00	\$ 100,000.00	\$ 100,000.00	04/10/06
175388	303	REG	AG0600050	KINGSTON NATIONAL BANK	1.100	04/05/07	1.100	\$ 40,000.00	\$ 40,000.00	\$ 40,000.00	04/10/06
175389	303	REG	AG0600068	KINGSTON NATIONAL BANK	1.100	04/05/07	1.100	\$ 35,000.00	\$ 35,000.00	\$ 35,000.00	04/10/06
175390	303	REG	AG0600076	KINGSTON NATIONAL BANK	1.100	04/05/07	1.100	\$ 12,000.00	\$ 12,000.00	\$ 12,000.00	04/10/06
175391	303	REG	AG0600084	KINGSTON NATIONAL BANK	1.100	04/05/07	1.100	\$ 100,000.00	\$ 100,000.00	\$ 100,000.00	04/10/06
175392	303	REG	AG0600092	KINGSTON NATIONAL BANK	1.100	04/05/07	1.100	\$ 100,000.00	\$ 100,000.00	\$ 100,000.00	04/10/06
175393	303	REG	AG0600100	KINGSTON NATIONAL BANK	1.100	04/05/07	1.100	\$ 100,000.00	\$ 100,000.00	\$ 100,000.00	04/10/06
175394	303	REG	AG0600118	KINGSTON NATIONAL BANK	1.100	04/05/07	1.100	\$ 25,000.00	\$ 25,000.00	\$ 25,000.00	04/10/06
175395	303	REG	AG0600126	KINGSTON NATIONAL BANK	1.100	04/05/07	1.100	\$ 2,500.00	\$ 2,500.00	\$ 2,500.00	04/10/06
175396	303	REG	AG0600134	KINGSTON NATIONAL BANK	1.100	04/05/07	1.100	\$ 100,000.00	\$ 100,000.00	\$ 100,000.00	04/10/06
175397	303	REG	AG0600142	KINGSTON NATIONAL BANK	1.100	04/05/07	1.100	\$ 100,000.00	\$ 100,000.00	\$ 100,000.00	04/10/06
175398	303	REG	AG0600159	KINGSTON NATIONAL BANK	1.100	04/05/07	1.100	\$ 100,000.00	\$ 100,000.00	\$ 100,000.00	04/10/06
175399	303	REG	AG0600167	KINGSTON NATIONAL BANK	1.100	04/05/07	1.100	\$ 70,000.00	\$ 70,000.00	\$ 70,000.00	04/10/06
175370	303	REG	AG0600175	KINGSTON NATIONAL BANK	1.100	04/05/07	1.100	\$ 20,000.00	\$ 20,000.00	\$ 20,000.00	04/10/06
175371	303	REG	AG0600183	KINGSTON NATIONAL BANK	1.100	04/05/07	1.100	\$ 80,000.00	\$ 80,000.00	\$ 80,000.00	04/10/06
175372	303	REG	AG0600191	KINGSTON NATIONAL BANK	1.100	04/05/07	1.100	\$ 100,000.00	\$ 100,000.00	\$ 100,000.00	04/10/06
175373	303	REG	AG0600209	KINGSTON NATIONAL BANK	1.100	04/05/07	1.100	\$ 17,000.00	\$ 17,000.00	\$ 17,000.00	04/10/06
175374	303	REG	AG0600217	KINGSTON NATIONAL BANK	1.100	04/05/07	1.100	\$ 100,000.00	\$ 100,000.00	\$ 100,000.00	04/10/06
175375	303	REG	AG0600225	KINGSTON NATIONAL BANK	1.100	04/05/07	1.100	\$ 100,000.00	\$ 100,000.00	\$ 100,000.00	04/10/06
175376	303	REG	AG0600233	KINGSTON NATIONAL BANK	1.100	04/05/07	1.100	\$ 100,000.00	\$ 100,000.00	\$ 100,000.00	04/10/06
175377	303	REG	AG0600241	KINGSTON NATIONAL BANK	1.100	04/05/07	1.100	\$ 61,000.00	\$ 61,000.00	\$ 61,000.00	04/10/06
175378	303	REG	AG0600258	KINGSTON NATIONAL BANK	1.100	04/05/07	1.100	\$ 40,000.00	\$ 40,000.00	\$ 40,000.00	04/10/06
175379	303	REG	AG0600266	KINGSTON NATIONAL BANK	1.100	04/05/07	1.100	\$ 25,100.00	\$ 25,100.00	\$ 25,100.00	04/10/06
175380	303	REG	AG0600274	KINGSTON NATIONAL BANK	1.100	04/05/07	1.100	\$ 100,000.00	\$ 100,000.00	\$ 100,000.00	04/10/06
175381	303	REG	AG0600282	KINGSTON NATIONAL BANK	1.100	04/05/07	1.100	\$ 100,000.00	\$ 100,000.00	\$ 100,000.00	04/10/06
175382	303	REG	AG0600308	KINGSTON NATIONAL BANK	1.100	04/05/07	1.100	\$ 25,100.00	\$ 25,100.00	\$ 25,100.00	04/10/06
175383	303	REG	AG0600316	KINGSTON NATIONAL BANK	1.100	04/05/07	1.100	\$ 60,000.00	\$ 60,000.00	\$ 60,000.00	04/10/06
175384	303	REG	AG0600324	KINGSTON NATIONAL BANK	1.100	04/05/07	1.100	\$ 100,000.00	\$ 100,000.00	\$ 100,000.00	04/10/06
175385	303	REG	AG0600332	KINGSTON NATIONAL BANK	1.100	04/05/07	1.100	\$ 100,000.00	\$ 100,000.00	\$ 100,000.00	04/10/06
175386	303	REG	AG0600340	KINGSTON NATIONAL BANK	1.100	04/05/07	1.100	\$ 100,000.00	\$ 100,000.00	\$ 100,000.00	04/10/06
175387	303	REG	AG0600357	KINGSTON NATIONAL BANK	1.100	04/05/07	1.100	\$ 80,000.00	\$ 80,000.00	\$ 80,000.00	04/10/06
175388	303	REG	AG0600365	KINGSTON NATIONAL BANK	1.100	04/05/07	1.100	\$ 100,000.00	\$ 100,000.00	\$ 100,000.00	04/10/06
175389	303	REG	AG0600373	KINGSTON NATIONAL BANK	1.100	04/05/07	1.100	\$ 80,000.00	\$ 80,000.00	\$ 80,000.00	04/10/06
175390	303	REG	AG0600381	KINGSTON NATIONAL BANK	1.100	04/05/07	1.100	\$ 100,000.00	\$ 100,000.00	\$ 100,000.00	04/10/06
175391	303	REG	AG0600399	KINGSTON NATIONAL BANK	1.100	04/05/07	1.100	\$ 100,000.00	\$ 100,000.00	\$ 100,000.00	04/10/06
175392	303	REG	AG0600415	KINGSTON NATIONAL BANK	1.100	04/05/07	1.100	\$ 16,000.00	\$ 16,000.00	\$ 16,000.00	04/10/06
175394	303	REG	AG0600423	KINGSTON NATIONAL BANK	1.100	04/05/07	1.100	\$ 15,500.00	\$ 15,500.00	\$ 15,500.00	04/10/06
175395	303	REG	AG0600431	KINGSTON NATIONAL BANK	1.100	04/05/07	1.100	\$ 28,000.00	\$ 28,000.00	\$ 28,000.00	04/10/06
175400	303	REG	AG0600449	KINGSTON NATIONAL BANK	1.100	04/05/07	1.100	\$ 100,000.00	\$ 100,000.00	\$ 100,000.00	04/10/06
175401	303	REG	AG0600456	KINGSTON NATIONAL BANK	1.100	04/05/07	1.100	\$ 50,100.00	\$ 50,100.00	\$ 50,100.00	04/10/06
175403	303	REG	AG0600464	KINGSTON NATIONAL BANK	1.100	04/05/07	1.100	\$ 100,000.00	\$ 100,000.00	\$ 100,000.00	04/10/06
175404	303	REG	AG0600472	KINGSTON NATIONAL BANK	1.100	04/05/07	1.100	\$ 75,000.00	\$ 75,000.00	\$ 75,000.00	04/10/06
175405	303	REG	AG0600480	KINGSTON NATIONAL BANK	1.100	04/05/07	1.100	\$ 80,000.00	\$ 80,000.00	\$ 80,000.00	04/10/06
175406	303	REG	AG0600498	KINGSTON NATIONAL BANK	1.100	04/05/07	1.100	\$ 100,000.00	\$ 100,000.00	\$ 100,000.00	04/10/06
175407	303	REG	AG0600506	KINGSTON NATIONAL BANK	1.100	04/05/07	1.100	\$ 100,000.00	\$ 100,000.00	\$ 100,000.00	04/10/06

PGM: INVS_MONTHEEND_INVENTORY
 SOURCE: VISUALIZED
 MODEL: INVENTORY
 BASIS: SETTLEMENT
 AS-OF: 3/30/07

RICHARD CORDRAY
 TREASURER, STATE OF OHIO
 INVESTMENT INVENTORY
 SETTLED POSITIONS AS OF: 03/30/07

INVT#	FUND	GROUP	CUSIP	DESCRIPTION	RATE	MATURITY	YIELD	PAR AMOUNT	BOOK VALUE	US\$ MARKET	1ST PUR
175409	303	REG	AG06000514	KINGSTON NATIONAL BANK	1.100	04/05/07	1.100	\$ 35,000.00	\$ 35,000.00	\$ 35,000.00	04/10/06
175410	303	REG	AG06000622	KINGSTON NATIONAL BANK	1.100	04/05/07	1.100	\$ 25,000.00	\$ 25,000.00	\$ 25,000.00	04/10/06
175411	303	REG	AG06000530	KINGSTON NATIONAL BANK	1.100	04/05/07	1.100	\$ 100,000.00	\$ 100,000.00	\$ 100,000.00	04/10/06
175412	303	REG	AG06000548	KINGSTON NATIONAL BANK	1.100	04/05/07	1.100	\$ 100,000.00	\$ 100,000.00	\$ 100,000.00	04/10/06
175413	303	REG	AG06000655	KINGSTON NATIONAL BANK	1.100	04/05/07	1.100	\$ 14,000.00	\$ 14,000.00	\$ 14,000.00	04/10/06
175414	303	REG	AG06000563	KINGSTON NATIONAL BANK	1.100	04/05/07	1.100	\$ 12,000.00	\$ 12,000.00	\$ 12,000.00	04/10/06
175415	303	REG	AG06000571	KINGSTON NATIONAL BANK	1.100	04/05/07	1.100	\$ 15,000.00	\$ 15,000.00	\$ 15,000.00	04/10/06
175416	303	REG	AG06000589	KINGSTON NATIONAL BANK	1.100	04/05/07	1.100	\$ 100,000.00	\$ 100,000.00	\$ 100,000.00	04/10/06
175417	303	REG	AG06000697	KINGSTON NATIONAL BANK	1.100	04/05/07	1.100	\$ 100,000.00	\$ 100,000.00	\$ 100,000.00	04/10/06
175418	303	REG	AG06000665	KINGSTON NATIONAL BANK	1.100	04/05/07	1.100	\$ 95,000.00	\$ 95,000.00	\$ 95,000.00	04/10/06
175419	303	REG	AG06000813	KINGSTON NATIONAL BANK	1.100	04/05/07	1.100	\$ 100,000.00	\$ 100,000.00	\$ 100,000.00	04/10/06
175421	303	REG	AG06000621	KINGSTON NATIONAL BANK	1.100	04/05/07	1.100	\$ 100,000.00	\$ 100,000.00	\$ 100,000.00	04/10/06
175423	303	REG	AG06000639	KINGSTON NATIONAL BANK	1.100	04/05/07	1.100	\$ 60,000.00	\$ 60,000.00	\$ 60,000.00	04/10/06
175426	303	REG	AG06000647	KINGSTON NATIONAL BANK	1.100	04/05/07	1.100	\$ 15,000.00	\$ 15,000.00	\$ 15,000.00	04/10/06
175427	303	REG	AG06000654	KINGSTON NATIONAL BANK	1.100	04/05/07	1.100	\$ 100,000.00	\$ 100,000.00	\$ 100,000.00	04/10/06
175428	303	REG	AG06000662	KINGSTON NATIONAL BANK	1.100	04/05/07	1.100	\$ 100,000.00	\$ 100,000.00	\$ 100,000.00	04/10/06
175429	303	REG	AG06000870	KINGSTON NATIONAL BANK	1.100	04/05/07	1.100	\$ 10,000.00	\$ 10,000.00	\$ 10,000.00	04/10/06
175430	303	REG	AG06000688	KINGSTON NATIONAL BANK	1.100	04/05/07	1.100	\$ 65,000.00	\$ 65,000.00	\$ 65,000.00	04/10/06
175432	303	REG	AG06000696	KINGSTON NATIONAL BANK	1.100	04/05/07	1.100	\$ 15,000.00	\$ 15,000.00	\$ 15,000.00	04/10/06
175431	303	REG	AG06000704	KINGSTON NATIONAL BANK	1.100	04/05/07	1.100	\$ 40,000.00	\$ 40,000.00	\$ 40,000.00	04/10/06
175434	303	REG	AG06000712	KINGSTON NATIONAL BANK	1.100	04/05/07	1.100	\$ 100,000.00	\$ 100,000.00	\$ 100,000.00	04/10/06
175435	303	REG	AG06000720	KINGSTON NATIONAL BANK	1.100	04/05/07	1.100	\$ 15,000.00	\$ 15,000.00	\$ 15,000.00	04/10/06
175438	303	REG	AG06000738	RICHWOOD BANKING CO.	1.100	04/05/07	1.100	\$ 100,000.00	\$ 100,000.00	\$ 100,000.00	04/10/06
175440	303	REG	AG06000746	RICHWOOD BANKING CO.	1.100	04/05/07	1.100	\$ 40,000.00	\$ 40,000.00	\$ 40,000.00	04/10/06
175441	303	REG	AG06000753	RICHWOOD BANKING CO.	1.100	04/05/07	1.100	\$ 100,000.00	\$ 100,000.00	\$ 100,000.00	04/10/06
175442	303	REG	AG06000761	RICHWOOD BANKING CO.	1.100	04/05/07	1.100	\$ 100,000.00	\$ 100,000.00	\$ 100,000.00	04/10/06
175443	303	REG	AG06000779	RICHWOOD BANKING CO.	1.100	04/05/07	1.100	\$ 44,000.00	\$ 44,000.00	\$ 44,000.00	04/10/06
175444	303	REG	AG06000787	RICHWOOD BANKING CO.	1.100	04/05/07	1.100	\$ 48,000.00	\$ 48,000.00	\$ 48,000.00	04/10/06
175445	303	REG	AG06000795	RICHWOOD BANKING CO.	1.100	04/05/07	1.100	\$ 75,000.00	\$ 75,000.00	\$ 75,000.00	04/10/06
175446	303	REG	AG06000803	RICHWOOD BANKING CO.	1.100	04/05/07	1.100	\$ 100,000.00	\$ 100,000.00	\$ 100,000.00	04/10/06
175447	303	REG	AG06000811	RICHWOOD BANKING CO.	1.100	04/05/07	1.100	\$ 100,000.00	\$ 100,000.00	\$ 100,000.00	04/10/06
175448	303	REG	AG06000829	RICHWOOD BANKING CO.	1.100	04/05/07	1.100	\$ 100,000.00	\$ 100,000.00	\$ 100,000.00	04/10/06
175449	303	REG	AG06000837	RICHWOOD BANKING CO.	1.100	04/05/07	1.100	\$ 100,000.00	\$ 100,000.00	\$ 100,000.00	04/10/06
175450	303	REG	AG06000845	RICHWOOD BANKING CO.	1.100	04/05/07	1.100	\$ 100,000.00	\$ 100,000.00	\$ 100,000.00	04/10/06
175451	303	REG	AG06000852	RICHWOOD BANKING CO.	1.100	04/05/07	1.100	\$ 100,000.00	\$ 100,000.00	\$ 100,000.00	04/10/06
175452	303	REG	AG06000860	RICHWOOD BANKING CO.	1.100	04/05/07	1.100	\$ 100,000.00	\$ 100,000.00	\$ 100,000.00	04/10/06
175453	303	REG	AG06000878	DELAWARE COUNTY BANK & TRUST CO.	1.100	04/05/07	1.100	\$ 37,461.08	\$ 37,461.08	\$ 37,461.08	04/10/06
175456	303	REG	AG06000886	DELAWARE COUNTY BANK & TRUST CO.	1.100	04/05/07	1.100	\$ 53,904.49	\$ 53,904.49	\$ 53,904.49	04/10/06
175457	303	REG	AG06000894	DELAWARE COUNTY BANK & TRUST CO.	1.100	04/05/07	1.100	\$ 66,735.74	\$ 66,735.74	\$ 66,735.74	04/10/06
175458	303	REG	AG06000902	DELAWARE COUNTY BANK & TRUST CO.	1.100	04/05/07	1.100	\$ 19,824.54	\$ 19,824.54	\$ 19,824.54	04/10/06
175459	303	REG	AG06000910	DELAWARE COUNTY BANK & TRUST CO.	1.100	04/05/07	1.100	\$ 70,000.00	\$ 70,000.00	\$ 70,000.00	04/10/06
175461	303	REG	AG06000914	DELAWARE COUNTY BANK & TRUST CO.	1.100	04/05/07	1.100	\$ 20,972.62	\$ 20,972.62	\$ 20,972.62	04/10/06
175462	303	REG	AG06000922	DELAWARE COUNTY BANK & TRUST CO.	1.100	04/05/07	1.100	\$ 84,425.45	\$ 84,425.45	\$ 84,425.45	04/10/06
175464	303	REG	AG06000931	DELAWARE COUNTY BANK & TRUST CO.	1.100	04/05/07	1.100	\$ 100,000.00	\$ 100,000.00	\$ 100,000.00	04/10/06
175465	303	REG	AG06000937	DELAWARE COUNTY BANK & TRUST CO.	1.100	04/05/07	1.100	\$ 100,000.00	\$ 100,000.00	\$ 100,000.00	04/10/06
175467	303	REG	AG06000955	DELAWARE COUNTY BANK & TRUST CO.	1.100	04/05/07	1.100	\$ 100,000.00	\$ 100,000.00	\$ 100,000.00	04/10/06
175469	303	REG	AG06000963	DELAWARE COUNTY BANK & TRUST CO.	1.100	04/05/07	1.100	\$ 20,150.00	\$ 20,150.00	\$ 20,150.00	04/10/06
175476	303	REG	AG06010117	DELAWARE COUNTY BANK & TRUST CO.	1.100	04/05/07	1.100	\$ 4,109.48	\$ 4,109.48	\$ 4,109.48	04/10/06
175481	303	REG	AG06010253	DELAWARE COUNTY BANK & TRUST CO.	1.100	04/05/07	1.100	\$ 100,000.00	\$ 100,000.00	\$ 100,000.00	04/10/06
175483	303	REG	AG06010333	DELAWARE COUNTY BANK & TRUST CO.	1.100	04/05/07	1.100	\$ 51,203.67	\$ 51,203.67	\$ 51,203.67	04/10/06
175499	303	REG	AG06010411	DELAWARE COUNTY BANK & TRUST CO.	1.100	04/05/07	1.100	\$ 51,203.67	\$ 51,203.67	\$ 51,203.67	04/10/06

PGM: INVS_MONTHERNO_INVENTORY
 SOURCE: VISUALCEO
 MODEL: INVENTORY
 BASIS: SETTLEMENT
 AS-OF: 3/30/07

RICHARDO CORORAY
 TREASURER, STATE OF OHIO
 INVESTMENT INVENTORY
 SETTLED POSITIONS AS OF: 03/30/07

INVT#	FUNO	GROUP	CUSIP	DESCRIPTION	RATE	MATURITY	YIELD	PAR AMOUNT	BOOK VALUE	US\$ MARKET	1ST PUR
175501	303	REG	AG0601058	DELAWARE COUNTY BANK & TRUST CO.	1.100	04/05/07	1.100	\$ 15,047.93	\$ 15,047.93	\$ 15,047.93	04/10/06
175503	303	REG	AG0601066	DELAWARE COUNTY BANK & TRUST CO.	1.100	04/05/07	1.100	\$ 25,000.00	\$ 25,000.00	\$ 25,000.00	04/10/06
175455	303	REG	AG0601074	LIBERTY NATIONAL BANK	1.100	04/05/07	1.100	\$ 100,000.00	\$ 100,000.00	\$ 100,000.00	04/10/06
175466	303	REG	AG0601082	LIBERTY NATIONAL BANK	1.100	04/05/07	1.100	\$ 100,000.00	\$ 100,000.00	\$ 100,000.00	04/10/06
175468	303	REG	AG0601090	LIBERTY NATIONAL BANK	1.100	04/05/07	1.100	\$ 100,000.00	\$ 100,000.00	\$ 100,000.00	04/10/06
175470	303	REG	AG0601108	LIBERTY NATIONAL BANK	1.100	04/05/07	1.100	\$ 100,000.00	\$ 100,000.00	\$ 100,000.00	04/10/06
175471	303	REG	AG0601116	LIBERTY NATIONAL BANK	1.100	04/05/07	1.100	\$ 100,000.00	\$ 100,000.00	\$ 100,000.00	04/10/06
175473	303	REG	AG0601124	LIBERTY NATIONAL BANK	1.100	04/05/07	1.100	\$ 100,000.00	\$ 100,000.00	\$ 100,000.00	04/10/06
175477	303	REG	AG0601140	LIBERTY NATIONAL BANK	1.100	04/05/07	1.100	\$ 30,000.00	\$ 30,000.00	\$ 30,000.00	04/10/06
175478	303	REG	AG0601157	LIBERTY NATIONAL BANK	1.100	04/05/07	1.100	\$ 40,000.00	\$ 40,000.00	\$ 40,000.00	04/10/06
175480	303	REG	AG0601165	LIBERTY NATIONAL BANK	1.100	04/05/07	1.100	\$ 30,000.00	\$ 30,000.00	\$ 30,000.00	04/10/06
175482	303	REG	AG0601173	LIBERTY NATIONAL BANK	1.100	04/05/07	1.100	\$ 100,000.00	\$ 100,000.00	\$ 100,000.00	04/10/06
175485	303	REG	AG0601181	LIBERTY NATIONAL BANK	1.100	04/05/07	1.100	\$ 100,000.00	\$ 100,000.00	\$ 100,000.00	04/10/06
175487	303	REG	AG0601199	LIBERTY NATIONAL BANK	1.100	04/05/07	1.100	\$ 100,000.00	\$ 100,000.00	\$ 100,000.00	04/10/06
175489	303	REG	AG0601207	LIBERTY NATIONAL BANK	1.100	04/05/07	1.100	\$ 100,000.00	\$ 100,000.00	\$ 100,000.00	04/10/06
175490	303	REG	AG0601215	LIBERTY NATIONAL BANK	1.100	04/05/07	1.100	\$ 65,000.00	\$ 65,000.00	\$ 65,000.00	04/10/06
175492	303	REG	AG0601223	LIBERTY NATIONAL BANK	1.100	04/05/07	1.100	\$ 40,000.00	\$ 40,000.00	\$ 40,000.00	04/10/06
175493	303	REG	AG0601231	LIBERTY NATIONAL BANK	1.100	04/05/07	1.100	\$ 100,000.00	\$ 100,000.00	\$ 100,000.00	04/10/06
175494	303	REG	AG0601249	LIBERTY NATIONAL BANK	1.100	04/05/07	1.100	\$ 7,000.00	\$ 7,000.00	\$ 7,000.00	04/10/06
175496	303	REG	AG0601256	LIBERTY NATIONAL BANK	1.100	04/05/07	1.100	\$ 27,000.00	\$ 27,000.00	\$ 27,000.00	04/10/06
175498	303	REG	AG0601264	LIBERTY NATIONAL BANK	1.100	04/05/07	1.100	\$ 50,000.00	\$ 50,000.00	\$ 50,000.00	04/10/06
175500	303	REG	AG0601272	LIBERTY NATIONAL BANK	1.100	04/05/07	1.100	\$ 100,000.00	\$ 100,000.00	\$ 100,000.00	04/10/06
175502	303	REG	AG0601280	LIBERTY NATIONAL BANK	1.100	04/05/07	1.100	\$ 65,000.00	\$ 65,000.00	\$ 65,000.00	04/10/06
175504	303	REG	AG0601298	LIBERTY NATIONAL BANK	1.100	04/05/07	1.100	\$ 100,000.00	\$ 100,000.00	\$ 100,000.00	04/10/06
175505	303	REG	AG0601306	LIBERTY NATIONAL BANK	1.100	04/05/07	1.100	\$ 55,000.00	\$ 55,000.00	\$ 55,000.00	04/10/06
175507	303	REG	AG0601314	LIBERTY NATIONAL BANK	1.100	04/05/07	1.100	\$ 100,000.00	\$ 100,000.00	\$ 100,000.00	04/10/06
175508	303	REG	AG0601322	CITIZENS BANK OF ASHVILLE	1.100	04/05/07	1.100	\$ 40,000.00	\$ 40,000.00	\$ 40,000.00	04/10/06
175509	303	REG	AG0601330	CITIZENS BANK OF ASHVILLE	1.100	04/05/07	1.100	\$ 55,000.00	\$ 55,000.00	\$ 55,000.00	04/10/06
175510	303	REG	AG0601348	CITIZENS BANK OF ASHVILLE	1.100	04/05/07	1.100	\$ 100,000.00	\$ 100,000.00	\$ 100,000.00	04/10/06
175512	303	REG	AG0601355	CITIZENS BANK OF ASHVILLE	1.100	04/05/07	1.100	\$ 40,000.00	\$ 40,000.00	\$ 40,000.00	04/10/06
175513	303	REG	AG0601363	CITIZENS BANK OF ASHVILLE	1.100	04/05/07	1.100	\$ 100,000.00	\$ 100,000.00	\$ 100,000.00	04/10/06
175517	303	REG	AG0601371	CITIZENS NATIONAL BANK OF URBANA	1.100	04/05/07	1.100	\$ 100,000.00	\$ 100,000.00	\$ 100,000.00	04/10/06
175523	303	REG	AG0601389	CITIZENS NATIONAL BANK OF URBANA	1.100	04/05/07	1.100	\$ 100,000.00	\$ 100,000.00	\$ 100,000.00	04/10/06
175526	303	REG	AG0601397	CITIZENS NATIONAL BANK OF URBANA	1.100	04/05/07	1.100	\$ 100,000.00	\$ 100,000.00	\$ 100,000.00	04/10/06
175528	303	REG	AG0601405	CITIZENS NATIONAL BANK OF URBANA	1.100	04/05/07	1.100	\$ 100,000.00	\$ 100,000.00	\$ 100,000.00	04/10/06
175529	303	REG	AG0601413	CITIZENS NATIONAL BANK OF URBANA	1.100	04/05/07	1.100	\$ 100,000.00	\$ 100,000.00	\$ 100,000.00	04/10/06
175530	303	REG	AG0601421	CITIZENS NATIONAL BANK OF URBANA	1.100	04/05/07	1.100	\$ 50,000.00	\$ 50,000.00	\$ 50,000.00	04/10/06
175532	303	REG	AG0601439	CITIZENS NATIONAL BANK OF URBANA	1.100	04/05/07	1.100	\$ 70,000.00	\$ 70,000.00	\$ 70,000.00	04/10/06
175533	303	REG	AG0601447	CITIZENS NATIONAL BANK OF URBANA	1.100	04/05/07	1.100	\$ 100,000.00	\$ 100,000.00	\$ 100,000.00	04/10/06
175534	303	REG	AG0601454	CITIZENS NATIONAL BANK OF URBANA	1.100	04/05/07	1.100	\$ 20,000.00	\$ 20,000.00	\$ 20,000.00	04/10/06
175535	303	REG	AG0601462	CITIZENS NATIONAL BANK OF URBANA	1.100	04/05/07	1.100	\$ 35,000.00	\$ 35,000.00	\$ 35,000.00	04/10/06
175536	303	REG	AG0601470	CITIZENS NATIONAL BANK OF URBANA	1.100	04/05/07	1.100	\$ 45,000.00	\$ 45,000.00	\$ 45,000.00	04/10/06
175539	303	REG	AG0601488	CITIZENS NATIONAL BANK OF URBANA	1.100	04/05/07	1.100	\$ 50,000.00	\$ 50,000.00	\$ 50,000.00	04/10/06
175541	303	REG	AG0601504	CITIZENS NATIONAL BANK OF URBANA	1.100	04/05/07	1.100	\$ 50,000.00	\$ 50,000.00	\$ 50,000.00	04/10/06
175544	303	REG	AG0601520	CITIZENS NATIONAL BANK OF URBANA	1.100	04/05/07	1.100	\$ 100,000.00	\$ 100,000.00	\$ 100,000.00	04/10/06
175545	303	REG	AG0601538	CITIZENS NATIONAL BANK OF URBANA	1.100	04/05/07	1.100	\$ 100,000.00	\$ 100,000.00	\$ 100,000.00	04/10/06
175519	303	REG	AG0601553	FARMERS SAVINGS BANK	1.100	04/05/07	1.100	\$ 25,000.00	\$ 25,000.00	\$ 25,000.00	04/10/06
175646	303	REG	AG0601561	FARMERS SAVINGS BANK	1.100	04/05/07	1.100	\$ 100,000.00	\$ 100,000.00	\$ 100,000.00	04/10/06
175524	303	REG	AG0601579	FARMERS SAVINGS BANK	1.100	04/05/07	1.100	\$ 100,000.00	\$ 100,000.00	\$ 100,000.00	04/10/06
175525	303	REG	AG0601587	FARMERS SAVINGS BANK	1.100	04/05/07	1.100	\$ 50,000.00	\$ 50,000.00	\$ 50,000.00	04/10/06

PGM: INVS_MONTEND_INVENTORY
 SOURCE: VISUALIZED
 MODEL: INVENTORY
 BASIS: SETTLEMENT
 AS-OF: 3/30/07

RICHARD CORDRAY
 TREASURER, STATE OF OHIO
 INVESTMENT INVENTORY
 SETTLED POSITIONS AS OF: 03/30/07

INVS#	FUND	GROUP	CUSIP	DESCRIPTION	RATE	MATURITY	YIELD	PAR AMOUNT	BDDK-VALUE	US\$-MARKET	1ST-PUR
175527	303	REG	AG0601595	FARMERS SAVINGS BANK	1.100	04/05/07	1.100	\$ 95,000.00	\$ 95,000.00	\$ 95,000.00	04/10/06
175547	303	REG	AG0601603	UNITED BANK N.A.	1.100	04/05/07	1.100	\$ 100,000.00	\$ 100,000.00	\$ 100,000.00	04/10/06
175614	303	REG	AG0601611	OHIO STATE BANK	1.100	04/05/07	1.100	\$ 100,000.00	\$ 100,000.00	\$ 100,000.00	04/10/06
175615	303	REG	AG0601629	OHIO STATE BANK	1.100	04/05/07	1.100	\$ 100,000.00	\$ 100,000.00	\$ 100,000.00	04/10/06
175616	303	REG	AG0601637	OHIO STATE BANK	1.100	04/05/07	1.100	\$ 80,000.00	\$ 80,000.00	\$ 80,000.00	04/10/06
175617	303	REG	AG0601645	OHIO STATE BANK	1.100	04/05/07	1.100	\$ 70,000.00	\$ 70,000.00	\$ 70,000.00	04/10/06
175618	303	REG	AG0601652	OHIO STATE BANK	1.100	04/05/07	1.100	\$ 100,000.00	\$ 100,000.00	\$ 100,000.00	04/10/06
175619	303	REG	AG0601660	OHIO STATE BANK	1.100	04/05/07	1.100	\$ 100,000.00	\$ 100,000.00	\$ 100,000.00	04/10/06
175620	303	REG	AG0601678	OHIO STATE BANK	1.100	04/05/07	1.100	\$ 60,000.00	\$ 60,000.00	\$ 60,000.00	04/10/06
175621	303	REG	AG0601686	OHIO STATE BANK	1.100	04/05/07	1.100	\$ 25,000.00	\$ 25,000.00	\$ 25,000.00	04/10/06
175622	303	REG	AG0601694	OHIO STATE BANK	1.100	04/05/07	1.100	\$ 25,000.00	\$ 25,000.00	\$ 25,000.00	04/10/06
175454	303	REG	AG0601702	OHIO STATE BANK	1.100	04/05/07	1.100	\$ 90,000.00	\$ 90,000.00	\$ 90,000.00	04/10/06
175475	303	REG	AG0601710	CITIZENS NATIONAL OF BLUFFTON	1.100	04/05/07	1.100	\$ 33,000.00	\$ 33,000.00	\$ 33,000.00	04/10/06
175479	303	REG	AG0601728	CITIZENS NATIONAL OF BLUFFTON	1.100	04/05/07	1.100	\$ 100,000.00	\$ 100,000.00	\$ 100,000.00	04/10/06
175486	303	REG	AG0601736	CITIZENS NATIONAL OF BLUFFTON	1.100	04/05/07	1.100	\$ 50,000.00	\$ 50,000.00	\$ 50,000.00	04/10/06
175488	303	REG	AG0601751	CITIZENS NATIONAL OF BLUFFTON	1.100	04/05/07	1.100	\$ 100,000.00	\$ 100,000.00	\$ 100,000.00	04/10/06
175491	303	REG	AG0601769	CITIZENS NATIONAL OF BLUFFTON	1.100	04/05/07	1.100	\$ 25,000.00	\$ 25,000.00	\$ 25,000.00	04/10/06
175495	303	REG	AG0601785	CITIZENS NATIONAL OF BLUFFTON	1.100	04/05/07	1.100	\$ 100,000.00	\$ 100,000.00	\$ 100,000.00	04/10/06
175506	303	REG	AG0601793	CITIZENS NATIONAL OF BLUFFTON	1.100	04/05/07	1.100	\$ 25,000.00	\$ 25,000.00	\$ 25,000.00	04/10/06
175511	303	REG	AG0601801	FIRST-KNOX NATIONAL BANK	1.100	04/05/07	1.100	\$ 60,000.00	\$ 60,000.00	\$ 60,000.00	04/10/06
175514	303	REG	AG0601819	FIRST-KNOX NATIONAL BANK	1.100	04/05/07	1.100	\$ 75,000.00	\$ 75,000.00	\$ 75,000.00	04/11/06
175515	303	REG	AG0601827	FIRST-KNOX NATIONAL BANK	1.100	04/05/07	1.100	\$ 65,000.00	\$ 65,000.00	\$ 65,000.00	04/11/06
175518	303	REG	AG0601835	FIRST-KNOX NATIONAL BANK	1.100	04/05/07	1.100	\$ 50,000.00	\$ 50,000.00	\$ 50,000.00	04/11/06
175521	303	REG	AG0601843	FIRST-KNOX NATIONAL BANK	1.100	04/05/07	1.100	\$ 75,000.00	\$ 75,000.00	\$ 75,000.00	04/11/06
175531	303	REG	AG0601850	FIRST-KNOX NATIONAL BANK	1.100	04/05/07	1.100	\$ 50,000.00	\$ 50,000.00	\$ 50,000.00	04/11/06
175536	303	REG	AG0601868	FORT JENNINGS STATE BANK	1.100	04/05/07	1.100	\$ 83,000.00	\$ 83,000.00	\$ 83,000.00	04/10/06
175538	303	REG	AG0601876	FORT JENNINGS STATE BANK	1.100	04/05/07	1.100	\$ 65,000.00	\$ 65,000.00	\$ 65,000.00	04/10/06
175540	303	REG	AG0601894	FORT JENNINGS STATE BANK	1.100	04/05/07	1.100	\$ 50,000.00	\$ 50,000.00	\$ 50,000.00	04/10/06
175543	303	REG	AG0601892	FORT JENNINGS STATE BANK	1.100	04/05/07	1.100	\$ 83,000.00	\$ 83,000.00	\$ 83,000.00	04/10/06
175546	303	REG	AG0601918	FORT JENNINGS STATE BANK	1.100	04/05/07	1.100	\$ 100,000.00	\$ 100,000.00	\$ 100,000.00	04/10/06
175548	303	REG	AG0601926	FORT JENNINGS STATE BANK	1.100	04/05/07	1.100	\$ 100,000.00	\$ 100,000.00	\$ 100,000.00	04/10/06
175549	303	REG	AG0601934	FORT JENNINGS STATE BANK	1.100	04/05/07	1.100	\$ 100,000.00	\$ 100,000.00	\$ 100,000.00	04/10/06
175550	303	REG	AG0601942	FORT JENNINGS STATE BANK	1.100	04/05/07	1.100	\$ 35,000.00	\$ 35,000.00	\$ 35,000.00	04/10/06
175551	303	REG	AG0601969	FORT JENNINGS STATE BANK	1.100	04/05/07	1.100	\$ 80,000.00	\$ 80,000.00	\$ 80,000.00	04/10/06
175552	303	REG	AG0601967	FORT JENNINGS STATE BANK	1.100	04/05/07	1.100	\$ 100,000.00	\$ 100,000.00	\$ 100,000.00	04/10/06
175553	303	REG	AG0601975	FORT JENNINGS STATE BANK	1.100	04/05/07	1.100	\$ 80,000.00	\$ 80,000.00	\$ 80,000.00	04/10/06
175554	303	REG	AG0601983	STATE BANK & TRUST COMPANY	1.100	04/05/07	1.100	\$ 80,000.00	\$ 80,000.00	\$ 80,000.00	04/10/06
175557	303	REG	AG0602015	STATE BANK & TRUST COMPANY	1.100	04/05/07	1.100	\$ 35,000.00	\$ 35,000.00	\$ 35,000.00	04/10/06
175558	303	REG	AG0602023	STATE BANK & TRUST COMPANY	1.100	04/05/07	1.100	\$ 10,000.00	\$ 10,000.00	\$ 10,000.00	04/10/06
175559	303	REG	AG0602031	STATE BANK & TRUST COMPANY	1.100	04/05/07	1.100	\$ 37,500.00	\$ 37,500.00	\$ 37,500.00	04/10/06
175560	303	REG	AG0602049	STATE BANK & TRUST COMPANY	1.100	04/05/07	1.100	\$ 100,000.00	\$ 100,000.00	\$ 100,000.00	04/10/06
175561	303	REG	AG0602056	STATE BANK & TRUST COMPANY	1.100	04/05/07	1.100	\$ 40,000.00	\$ 40,000.00	\$ 40,000.00	04/10/06
175563	303	REG	AG0602072	STATE BANK & TRUST COMPANY	1.100	04/05/07	1.100	\$ 50,000.00	\$ 50,000.00	\$ 50,000.00	04/10/06
175564	303	REG	AG0602090	STATE BANK & TRUST COMPANY	1.100	04/05/07	1.100	\$ 80,000.00	\$ 80,000.00	\$ 80,000.00	04/10/06
175565	303	REG	AG0602098	STATE BANK & TRUST COMPANY	1.100	04/05/07	1.100	\$ 73,850.00	\$ 73,850.00	\$ 73,850.00	04/10/06
175566	303	REG	AG0602106	STATE BANK & TRUST COMPANY	1.100	04/05/07	1.100	\$ 58,000.00	\$ 58,000.00	\$ 58,000.00	04/10/06
175567	303	REG	AG0602114	STATE BANK & TRUST COMPANY	1.100	04/05/07	1.100	\$ 100,000.00	\$ 100,000.00	\$ 100,000.00	04/10/06
175568	303	REG	AG0602122	STATE BANK & TRUST COMPANY	1.100	04/05/07	1.100	\$ 95,000.00	\$ 95,000.00	\$ 95,000.00	04/10/06
175569	303	REG	AG0602130	STATE BANK & TRUST COMPANY	1.100	04/05/07	1.100	\$ 30,000.00	\$ 30,000.00	\$ 30,000.00	04/10/06
175569	303	REG	AG0602130	STATE BANK & TRUST COMPANY	1.100	04/05/07	1.100	\$ 100,000.00	\$ 100,000.00	\$ 100,000.00	04/10/06

PGM: INVS_MONTHERNO_INVENTORY
 SOURCE: VISUALQED
 MODEL: INVENTORY
 BASIS: SETTLEMENT
 AS-OF: 3/30/07

RICHARD CORRAY
 TREASURER, STATE OF OHIO
 INVESTMENT INVENTORY
 SETTLED POSITIONS AS OF: 03/30/07

INVS#	FUND	GROUP	CUSIP	DESCRIPTION	RATE	MATURITY	YIELD	PAR AMOUNT	BOOK VALUE	US MARKET	1ST PUR
175570	303	REG	AG0602148	STATE BANK & TRUST COMPANY	1.100	04/05/07	1.100	\$ 100,000.00	\$ 100,000.00		04/10/06
175571	303	REG	AG0602155	STATE BANK & TRUST COMPANY	1.100	04/05/07	1.100	\$ 75,000.00	\$ 75,000.00		04/10/06
175572	303	REG	AG0602163	STATE BANK & TRUST COMPANY	1.100	04/05/07	1.100	\$ 70,000.00	\$ 70,000.00		04/10/06
175574	303	REG	AG0602171	STATE BANK & TRUST COMPANY	1.100	04/05/07	1.100	\$ 88,011.22	\$ 88,011.22		04/10/06
175576	303	REG	AG0602197	STATE BANK & TRUST COMPANY	1.100	04/05/07	1.100	\$ 100,000.00	\$ 100,000.00		04/10/06
175578	303	REG	AG0602213	STATE BANK & TRUST COMPANY	1.100	04/05/07	1.100	\$ 100,000.00	\$ 100,000.00		04/10/06
175579	303	REG	AG0602221	FIRST FEDERAL BANK OF THE MIDWEST	1.100	04/05/07	1.100	\$ 60,000.00	\$ 60,000.00		04/10/06
175580	303	REG	AG0602239	FIRST FEDERAL BANK OF THE MIDWEST	1.100	04/05/07	1.100	\$ 100,000.00	\$ 100,000.00		04/10/06
175581	303	REG	AG0602247	FIRST FEDERAL BANK OF THE MIDWEST	1.100	04/05/07	1.100	\$ 60,000.00	\$ 60,000.00		04/10/06
175582	303	REG	AG0602254	FIRST FEDERAL BANK OF THE MIDWEST	1.100	04/05/07	1.100	\$ 100,000.00	\$ 100,000.00		04/10/06
175583	303	REG	AG0602262	FIRST FEDERAL BANK OF THE MIDWEST	1.100	04/05/07	1.100	\$ 100,000.00	\$ 100,000.00		04/10/06
175584	303	REG	AG0602270	FIRST FEDERAL BANK OF THE MIDWEST	1.100	04/05/07	1.100	\$ 35,000.00	\$ 35,000.00		04/10/06
175585	303	REG	AG0602288	FIRST FEDERAL BANK OF THE MIDWEST	1.100	04/05/07	1.100	\$ 30,000.00	\$ 30,000.00		04/10/06
175586	303	REG	AG0602296	FIRST FEDERAL BANK OF THE MIDWEST	1.100	04/05/07	1.100	\$ 85,000.00	\$ 85,000.00		04/10/06
175587	303	REG	AG0602304	FIRST FEDERAL BANK OF THE MIDWEST	1.100	04/05/07	1.100	\$ 100,000.00	\$ 100,000.00		04/10/06
175588	303	REG	AG0602312	FIRST FEDERAL BANK OF THE MIDWEST	1.100	04/05/07	1.100	\$ 100,000.00	\$ 100,000.00		04/10/06
175589	303	REG	AG0602320	FIRST FEDERAL BANK OF THE MIDWEST	1.100	04/05/07	1.100	\$ 100,000.00	\$ 100,000.00		04/10/06
175590	303	REG	AG0602338	FIRST FEDERAL BANK OF THE MIDWEST	1.100	04/05/07	1.100	\$ 60,000.00	\$ 60,000.00		04/10/06
175591	303	REG	AG0602346	FIRST FEDERAL BANK OF THE MIDWEST	1.100	04/05/07	1.100	\$ 100,000.00	\$ 100,000.00		04/10/06
175592	303	REG	AG0602353	FIRST FEDERAL BANK OF THE MIDWEST	1.100	04/05/07	1.100	\$ 100,000.00	\$ 100,000.00		04/10/06
175593	303	REG	AG0602361	FIRST FEDERAL BANK OF THE MIDWEST	1.100	04/05/07	1.100	\$ 100,000.00	\$ 100,000.00		04/10/06
175594	303	REG	AG0602387	FIRST FEDERAL BANK OF THE MIDWEST	1.100	04/05/07	1.100	\$ 100,000.00	\$ 100,000.00		04/10/06
175595	303	REG	AG0602395	FIRST FEDERAL BANK OF THE MIDWEST	1.100	04/05/07	1.100	\$ 100,000.00	\$ 100,000.00		04/10/06
175596	303	REG	AG0602403	FIRST FEDERAL BANK OF THE MIDWEST	1.100	04/05/07	1.100	\$ 100,000.00	\$ 100,000.00		04/10/06
175597	303	REG	AG0602411	FIRST FEDERAL BANK OF THE MIDWEST	1.100	04/05/07	1.100	\$ 100,000.00	\$ 100,000.00		04/10/06
175598	303	REG	AG0602429	FIRST FEDERAL BANK OF THE MIDWEST	1.100	04/05/07	1.100	\$ 100,000.00	\$ 100,000.00		04/10/06
175600	303	REG	AG0602437	FIRST FEDERAL BANK OF THE MIDWEST	1.100	04/05/07	1.100	\$ 100,000.00	\$ 100,000.00		04/10/06
175601	303	REG	AG0602445	FARMERS CITIZENS BANK	1.100	04/05/07	1.100	\$ 100,000.00	\$ 100,000.00		04/10/06
175602	303	REG	AG0602452	FARMERS CITIZENS BANK	1.100	04/05/07	1.100	\$ 12,125.00	\$ 50,000.00		04/10/06
175605	303	REG	AG0602460	FARMERS CITIZENS BANK	1.100	04/05/07	1.100	\$ 50,000.00	\$ 50,000.00		04/10/06
175606	303	REG	AG0602478	MERCHANTS NATIONAL BANK	1.100	04/05/07	1.100	\$ 100,000.00	\$ 100,000.00		04/10/06
175607	303	REG	AG0602486	MERCHANTS NATIONAL BANK	1.100	04/05/07	1.100	\$ 100,000.00	\$ 100,000.00		04/10/06
175608	303	REG	AG0602494	MERCHANTS NATIONAL BANK	1.100	04/05/07	1.100	\$ 40,000.00	\$ 40,000.00		04/10/06
175609	303	REG	AG0602502	FIRST NATIONAL BANK, NEW BREMEN	1.100	04/05/07	1.100	\$ 100,000.00	\$ 100,000.00		04/10/06
175628	303	REG	AG0602569	CITIZENS BANKING COMPANY	1.100	04/05/07	1.100	\$ 100,000.00	\$ 100,000.00		04/10/06
175629	303	REG	AG0602577	CITIZENS BANKING COMPANY	1.100	04/05/07	1.100	\$ 35,000.00	\$ 35,000.00		04/10/06
175631	303	REG	AG0602585	CITIZENS BANKING COMPANY	1.100	04/05/07	1.100	\$ 100,000.00	\$ 100,000.00		04/10/06
175630	303	REG	AG0602593	CITIZENS BANKING COMPANY	1.100	04/05/07	1.100	\$ 100,000.00	\$ 100,000.00		04/10/06
175632	303	REG	AG0602601	CITIZENS BANKING COMPANY	1.100	04/05/07	1.100	\$ 100,000.00	\$ 100,000.00		04/10/06
175636	303	REG	AG0602619	CITIZENS BANKING COMPANY	1.100	04/05/07	1.100	\$ 100,000.00	\$ 100,000.00		04/10/06
175638	303	REG	AG0602627	FARMERS STATE BANK, NEW MADISON	1.100	04/05/07	1.100	\$ 35,000.00	\$ 35,000.00		04/10/06
175639	303	REG	AG0602635	FARMERS STATE BANK, NEW MADISON	1.100	04/05/07	1.100	\$ 100,000.00	\$ 100,000.00		04/10/06
175640	303	REG	AG0602643	FARMERS STATE BANK, NEW MADISON	1.100	04/05/07	1.100	\$ 100,000.00	\$ 100,000.00		04/10/06
175641	303	REG	AG0602650	FARMERS STATE BANK, NEW MADISON	1.100	04/05/07	1.100	\$ 75,000.00	\$ 75,000.00		04/10/06
175643	303	REG	AG0602658	FARMERS STATE BANK, NEW MADISON	1.100	04/05/07	1.100	\$ 75,000.00	\$ 75,000.00		04/10/06
175644	303	REG	AG0602684	FARMERS STATE BANK, NEW MADISON	1.100	04/05/07	1.100	\$ 36,000.00	\$ 36,000.00		04/10/06
175645	303	REG	AG0602692	FARMERS STATE BANK, NEW MADISON	1.100	04/05/07	1.100	\$ 87,000.00	\$ 87,000.00		04/10/06
175649	303	REG	AG0602700	FARMERS STATE BANK, NEW MADISON	1.100	04/05/07	1.100	\$ 100,000.00	\$ 100,000.00		04/10/06
175650	303	REG	AG0602718	FARMERS BANK & SAVINGS CO.	1.100	04/05/07	1.100	\$ 35,000.00	\$ 35,000.00		04/11/06
175651	303	REG	AG0602734	FARMERS BANK & SAVINGS CO.	1.100	04/05/07	1.100	\$ 82,000.00	\$ 82,000.00		04/11/06
175652	303	REG	AG0602742	FIRST FEDERAL BANK OF THE MIDWEST	1.100	04/05/07	1.100	\$ 80,000.00	\$ 80,000.00		04/11/06

PGM: INVS_MONTEND_INVENTORY
 SOURCE: VISUAIQED
 MOECL: INVENTORY
 BASIS: SETTLEMENT
 AS-OF: 3/30/07

RICHARD CORDRAY
 TREASURER, STATE OF OHIO
 INVESTMENT INVENTORY
 SETTLED POSITIONS AS OF: 03/30/07

INVT#	FUND	GROUP	CUSIP	DESCRIPTION	RATE	MATURITY	YIELD	PAR AMOUNT	BOOK VALUE	US\$ MARKET	IST-PUR
175653	303	REG	AG0602759	FIRST FEDERAL BANK OF THE MIDWEST	1.100	04/05/07	1.100	\$ 100,000.00	\$ 100,000.00	\$ 100,000.00	04/11/06
175654	303	REG	AG0602767	FIRST FEDERAL BANK OF THE MIDWEST	1.100	04/05/07	1.100	\$ 100,000.00	\$ 100,000.00	\$ 100,000.00	04/11/06
175655	303	REG	AG0602775	FIRST FEDERAL BANK OF THE MIDWEST	1.100	04/05/07	1.100	\$ 75,000.00	\$ 75,000.00	\$ 75,000.00	04/11/06
175656	303	REG	AG0602783	FIRST FEDERAL BANK OF THE MIDWEST	1.100	04/05/07	1.100	\$ 50,000.00	\$ 50,000.00	\$ 50,000.00	04/11/06
175657	303	REG	AG0602791	FIRST FEDERAL BANK OF THE MIDWEST	1.100	04/05/07	1.100	\$ 100,000.00	\$ 100,000.00	\$ 100,000.00	04/11/06
175658	303	REG	AG0602809	FIRST FEDERAL BANK OF THE MIDWEST	1.100	04/05/07	1.100	\$ 40,000.00	\$ 40,000.00	\$ 40,000.00	04/11/06
175659	303	REG	AG0602817	FIRST FEDERAL BANK OF THE MIDWEST	1.100	04/05/07	1.100	\$ 100,000.00	\$ 100,000.00	\$ 100,000.00	04/11/06
175660	303	REG	AG0602825	FIRST FEDERAL BANK OF THE MIDWEST	1.100	04/05/07	1.100	\$ 10,000.00	\$ 10,000.00	\$ 10,000.00	04/11/06
175661	303	REG	AG0602833	FIRST FEDERAL BANK OF THE MIDWEST	1.100	04/05/07	1.100	\$ 75,000.00	\$ 75,000.00	\$ 75,000.00	04/11/06
175662	303	REG	AG0602841	FIRST FEDERAL BANK OF THE MIDWEST	1.100	04/05/07	1.100	\$ 100,000.00	\$ 100,000.00	\$ 100,000.00	04/11/06
175663	303	REG	AG0602858	FIRST FEDERAL BANK OF THE MIDWEST	1.100	04/05/07	1.100	\$ 100,000.00	\$ 100,000.00	\$ 100,000.00	04/11/06
175664	303	REG	AG0602866	FIRST FEDERAL BANK OF THE MIDWEST	1.100	04/05/07	1.100	\$ 100,000.00	\$ 100,000.00	\$ 100,000.00	04/11/06
175665	303	REG	AG0602874	FIRST FEDERAL BANK OF THE MIDWEST	1.100	04/05/07	1.100	\$ 100,000.00	\$ 100,000.00	\$ 100,000.00	04/11/06
175666	303	REG	AG0602882	FIRST FEDERAL BANK OF THE MIDWEST	1.100	04/05/07	1.100	\$ 100,000.00	\$ 100,000.00	\$ 100,000.00	04/11/06
175667	303	REG	AG0602890	FIRST FEDERAL BANK OF THE MIDWEST	1.100	04/05/07	1.100	\$ 85,000.00	\$ 85,000.00	\$ 85,000.00	04/11/06
175668	303	REG	AG0602908	FIRST FEDERAL BANK OF THE MIDWEST	1.100	04/05/07	1.100	\$ 100,000.00	\$ 100,000.00	\$ 100,000.00	04/11/06
175669	303	REG	AG0602916	FIRST FEDERAL BANK OF THE MIDWEST	1.100	04/05/07	1.100	\$ 100,000.00	\$ 100,000.00	\$ 100,000.00	04/11/06
175670	303	REG	AG0602924	FIRST FEDERAL BANK OF THE MIDWEST	1.100	04/05/07	1.100	\$ 50,000.00	\$ 50,000.00	\$ 50,000.00	04/11/06
175671	303	REG	AG0602932	FIRST FEDERAL BANK OF THE MIDWEST	1.100	04/05/07	1.100	\$ 60,000.00	\$ 60,000.00	\$ 60,000.00	04/11/06
175672	303	REG	AG0602940	FIRST FEDERAL BANK OF THE MIDWEST	1.100	04/05/07	1.100	\$ 100,000.00	\$ 100,000.00	\$ 100,000.00	04/11/06
175673	303	REG	AG0602957	FIRST FEDERAL BANK OF THE MIDWEST	1.100	04/05/07	1.100	\$ 100,000.00	\$ 100,000.00	\$ 100,000.00	04/11/06
175675	303	REG	AG0602973	COMMUNITY FIRST BANK	1.100	04/05/07	1.100	\$ 100,000.00	\$ 100,000.00	\$ 100,000.00	04/11/06
175676	303	REG	AG0602981	COMMUNITY FIRST BANK	1.100	04/05/07	1.100	\$ 100,000.00	\$ 100,000.00	\$ 100,000.00	04/11/06
175677	303	REG	AG0602999	COMMUNITY FIRST BANK	1.100	04/05/07	1.100	\$ 35,000.00	\$ 35,000.00	\$ 35,000.00	04/11/06
175678	303	REG	AG0603005	COMMUNITY FIRST BANK	1.100	04/05/07	1.100	\$ 100,000.00	\$ 100,000.00	\$ 100,000.00	04/11/06
175679	303	REG	AG0603013	COMMUNITY FIRST BANK	1.100	04/05/07	1.100	\$ 60,000.00	\$ 60,000.00	\$ 60,000.00	04/11/06
175680	303	REG	AG0603021	COMMUNITY FIRST BANK	1.100	04/05/07	1.100	\$ 30,000.00	\$ 30,000.00	\$ 30,000.00	04/11/06
175681	303	REG	AG0603039	COMMUNITY FIRST BANK	1.100	04/05/07	1.100	\$ 20,000.00	\$ 20,000.00	\$ 20,000.00	04/11/06
175684	303	REG	AG0603047	COMMUNITY FIRST BANK	1.100	04/05/07	1.100	\$ 65,000.00	\$ 65,000.00	\$ 65,000.00	04/11/06
175686	303	REG	AG0603054	COMMUNITY FIRST BANK	1.100	04/05/07	1.100	\$ 65,000.00	\$ 65,000.00	\$ 65,000.00	04/11/06
175687	303	REG	AG0603062	COMMUNITY FIRST BANK	1.100	04/05/07	1.100	\$ 100,000.00	\$ 100,000.00	\$ 100,000.00	04/11/06
175689	303	REG	AG0603070	COMMUNITY FIRST BANK	1.100	04/05/07	1.100	\$ 80,000.00	\$ 80,000.00	\$ 80,000.00	04/11/06
175691	303	REG	AG0603088	GENOA BANKING COMPANY	1.100	04/05/07	1.100	\$ 100,000.00	\$ 100,000.00	\$ 100,000.00	04/11/06
175692	303	REG	AG0603096	GENOA BANKING COMPANY	1.100	04/05/07	1.100	\$ 80,000.00	\$ 80,000.00	\$ 80,000.00	04/11/06
175700	303	REG	AG0603104	SECURITY NATIONAL BANK & TRUST	1.100	04/05/07	1.100	\$ 100,000.00	\$ 100,000.00	\$ 100,000.00	04/11/06
175703	303	REG	AG0603112	SECURITY NATIONAL BANK & TRUST	1.100	04/05/07	1.100	\$ 34,000.00	\$ 34,000.00	\$ 34,000.00	04/11/06
175705	303	REG	AG0603120	SECURITY NATIONAL BANK & TRUST	1.100	04/05/07	1.100	\$ 100,000.00	\$ 100,000.00	\$ 100,000.00	04/11/06
175707	303	REG	AG0603138	SECURITY NATIONAL BANK & TRUST	1.100	04/05/07	1.100	\$ 50,000.00	\$ 50,000.00	\$ 50,000.00	04/11/06
175708	303	REG	AG0603146	SECURITY NATIONAL BANK & TRUST	1.100	04/05/07	1.100	\$ 60,000.00	\$ 60,000.00	\$ 60,000.00	04/11/06
175711	303	REG	AG0603153	SECURITY NATIONAL BANK & TRUST	1.100	04/05/07	1.100	\$ 90,000.00	\$ 90,000.00	\$ 90,000.00	04/11/06
175714	303	REG	AG0603161	SECURITY NATIONAL BANK & TRUST	1.100	04/05/07	1.100	\$ 100,000.00	\$ 100,000.00	\$ 100,000.00	04/11/06
175717	303	REG	AG0603179	SECURITY NATIONAL BANK & TRUST	1.100	04/05/07	1.100	\$ 44,150.00	\$ 44,150.00	\$ 44,150.00	04/11/06
175719	303	REG	AG0603187	SECURITY NATIONAL BANK & TRUST	1.100	04/05/07	1.100	\$ 100,000.00	\$ 100,000.00	\$ 100,000.00	04/11/06
175682	303	REG	AG0603195	CITIZENS NATIONAL BANK & TRUST	1.100	04/05/07	1.100	\$ 25,000.00	\$ 25,000.00	\$ 25,000.00	04/11/06
175693	303	REG	AG0603203	CITIZENS NATIONAL BANK, CHILlico	1.100	04/05/07	1.100	\$ 50,000.00	\$ 50,000.00	\$ 50,000.00	04/11/06
175688	303	REG	AG0603211	CITIZENS NATIONAL BANK, CHILlico	1.100	04/05/07	1.100	\$ 100,000.00	\$ 100,000.00	\$ 100,000.00	04/11/06
175690	303	REG	AG0603229	CITIZENS NATIONAL BANK, CHILlico	1.100	04/05/07	1.100	\$ 100,000.00	\$ 100,000.00	\$ 100,000.00	04/11/06
175693	303	REG	AG0603237	CITIZENS NATIONAL BANK, CHILlico	1.100	04/05/07	1.100	\$ 100,000.00	\$ 100,000.00	\$ 100,000.00	04/11/06
175693	303	REG	AG0603245	CITIZENS NATIONAL BANK, CHILlico	1.100	04/05/07	1.100	\$ 100,000.00	\$ 100,000.00	\$ 100,000.00	04/11/06
175693	303	REG	AG0603252	SHERWOOD STATE BANK	1.100	04/05/07	1.100	\$ 100,000.00	\$ 100,000.00	\$ 100,000.00	04/11/06
175694	303	REG	AG0603260	SHERWOOD STATE BANK	1.100	04/05/07	1.100	\$ 100,000.00	\$ 100,000.00	\$ 100,000.00	04/11/06
175695	303	REG	AG0603278	SHERWOOD STATE BANK	1.100	04/05/07	1.100	\$ 100,000.00	\$ 100,000.00	\$ 100,000.00	04/11/06

PGM: INVS_MONTHERO_INVENTORY
 SOURCE: VISUALIZED
 MODEL: INVENTORY
 BASIS: SETTLEMENT
 AS-OF: 3/30/07

RICHARD CORDRAY
 TREASURER, STATE OF OHIO
 INVESTMENT INVENTORY
 SETTLED POSITIONS AS OF: 03/30/07

INVT#	FLNO	GROUP	CUSIP	DESCRIPTION	RATE	MATURITY	YIELD	PAR AMOUNT	BOOK VALUE	US MARKET	1ST PUR
175696	303	REG	AG0603286	SHERWOOD STATE BANK	1.100	04/05/07	1.100	40,000.00	40,000.00	40,000.00	04/11/06
175697	303	REG	AG0603294	SHERWOOD STATE BANK	1.100	04/05/07	1.100	15,000.00	15,000.00	15,000.00	04/11/06
175698	303	REG	AG0603302	SHERWOOD STATE BANK	1.100	04/05/07	1.100	25,000.00	25,000.00	25,000.00	04/11/06
175699	303	REG	AG0603310	SHERWOOD STATE BANK	1.100	04/05/07	1.100	30,000.00	30,000.00	30,000.00	04/11/06
175702	303	REG	AG0603328	SHERWOOD STATE BANK	1.100	04/05/07	1.100	30,000.00	30,000.00	30,000.00	04/11/06
175704	303	REG	AG0603336	SHERWOOD STATE BANK	1.100	04/05/07	1.100	100,000.00	100,000.00	100,000.00	04/11/06
175706	303	REG	AG0603344	SHERWOOD STATE BANK	1.100	04/05/07	1.100	40,000.00	40,000.00	40,000.00	04/11/06
175710	303	REG	AG0603351	SHERWOOD STATE BANK	1.100	04/05/07	1.100	100,000.00	100,000.00	100,000.00	04/11/06
175713	303	REG	AG0603369	SHERWOOD STATE BANK	1.100	04/05/07	1.100	40,000.00	40,000.00	40,000.00	04/11/06
175715	303	REG	AG0603377	SHERWOOD STATE BANK	1.100	04/05/07	1.100	25,000.00	25,000.00	25,000.00	04/11/06
175720	303	REG	AG0603385	SHERWOOD STATE BANK	1.100	04/05/07	1.100	45,000.00	45,000.00	45,000.00	04/11/06
175724	303	REG	AG0603393	SHERWOOD STATE BANK	1.100	04/05/07	1.100	25,000.00	25,000.00	25,000.00	04/11/06
175728	303	REG	AG0603401	SHERWOOD STATE BANK	1.100	04/05/07	1.100	50,000.00	50,000.00	50,000.00	04/11/06
175730	303	REG	AG0603419	SHERWOOD STATE BANK	1.100	04/05/07	1.100	100,000.00	100,000.00	100,000.00	04/11/06
175733	303	REG	AG0603427	SHERWOOD STATE BANK	1.100	04/05/07	1.100	30,000.00	30,000.00	30,000.00	04/11/06
175736	303	REG	AG0603435	SHERWOOD STATE BANK	1.100	04/05/07	1.100	20,000.00	20,000.00	20,000.00	04/11/06
175737	303	REG	AG0603443	SHERWOOD STATE BANK	1.100	04/05/07	1.100	100,000.00	100,000.00	100,000.00	04/11/06
175738	303	REG	AG0603450	SHERWOOD STATE BANK	1.100	04/05/07	1.100	30,000.00	30,000.00	30,000.00	04/11/06
175739	303	REG	AG0603468	SHERWOOD STATE BANK	1.100	04/05/07	1.100	20,000.00	20,000.00	20,000.00	04/11/06
175722	303	REG	AG0603476	SECURITY NATIONAL BANK & TRUST	1.100	04/06/07	1.100	10,000.00	10,000.00	10,000.00	04/11/06
175723	303	REG	AG0603484	SECURITY NATIONAL BANK & TRUST	1.100	04/05/07	1.100	100,000.00	100,000.00	100,000.00	04/11/06
175725	303	REG	AG0603500	SECURITY NATIONAL BANK & TRUST	1.100	04/05/07	1.100	100,000.00	100,000.00	100,000.00	04/11/06
175726	303	REG	AG0603518	SECURITY NATIONAL BANK & TRUST	1.100	04/05/07	1.100	92,000.00	92,000.00	92,000.00	04/11/06
175727	303	REG	AG0603526	SECURITY NATIONAL BANK & TRUST	1.100	04/05/07	1.100	100,000.00	100,000.00	100,000.00	04/11/06
175729	303	REG	AG0603534	SECURITY NATIONAL BANK & TRUST	1.100	04/05/07	1.100	100,000.00	100,000.00	100,000.00	04/11/06
175731	303	REG	AG0603542	SECURITY NATIONAL BANK & TRUST	1.100	04/05/07	1.100	100,000.00	100,000.00	100,000.00	04/11/06
175732	303	REG	AG0603559	SECURITY NATIONAL BANK & TRUST	1.100	04/05/07	1.100	100,000.00	100,000.00	100,000.00	04/11/06
175734	303	REG	AG0603567	SECURITY NATIONAL BANK & TRUST	1.100	04/05/07	1.100	100,000.00	100,000.00	100,000.00	04/11/06
175735	303	REG	AG0603575	SECURITY NATIONAL BANK & TRUST	1.100	04/05/07	1.100	100,000.00	100,000.00	100,000.00	04/11/06
175749	303	REG	AG0603583	CITIZENS NATIONAL BANK & TRUST	1.100	04/05/07	1.100	100,000.00	100,000.00	100,000.00	04/11/06
175751	303	REG	AG0603609	CITIZENS NATIONAL BANK & TRUST	1.100	04/05/07	1.100	40,000.00	40,000.00	40,000.00	04/10/06
175752	303	REG	AG0603617	CITIZENS NATIONAL BANK & TRUST	1.100	04/05/07	1.100	100,000.00	100,000.00	100,000.00	04/10/06
175753	303	REG	AG0603625	CITIZENS NATIONAL BANK & TRUST	1.100	04/05/07	1.100	100,000.00	100,000.00	100,000.00	04/10/06
175754	303	REG	AG0603633	CITIZENS NATIONAL BANK & TRUST	1.100	04/05/07	1.100	100,000.00	100,000.00	100,000.00	04/10/06
175755	303	REG	AG0603641	CITIZENS NATIONAL BANK & TRUST	1.100	04/05/07	1.100	95,000.00	95,000.00	95,000.00	04/10/06
175756	303	REG	AG0603658	CITIZENS NATIONAL BANK & TRUST	1.100	04/05/07	1.100	50,000.00	50,000.00	50,000.00	04/10/06
175757	303	REG	AG0603666	CITIZENS NATIONAL BANK & TRUST	1.100	04/05/07	1.100	40,000.00	40,000.00	40,000.00	04/10/06
175758	303	REG	AG0603674	CITIZENS NATIONAL BANK & TRUST	1.100	04/05/07	1.100	100,000.00	100,000.00	100,000.00	04/10/06
175761	303	REG	AG0603690	CITIZENS NATIONAL BANK & TRUST	1.100	04/05/07	1.100	100,000.00	100,000.00	100,000.00	04/10/06
175762	303	REG	AG0603708	CITIZENS NATIONAL BANK & TRUST	1.100	04/05/07	1.100	100,000.00	100,000.00	100,000.00	04/10/06
175763	303	REG	AG0603716	CITIZENS NATIONAL BANK & TRUST	1.100	04/05/07	1.100	40,000.00	40,000.00	40,000.00	04/10/06
175764	303	REG	AG0603724	CITIZENS NATIONAL BANK & TRUST	1.100	04/05/07	1.100	100,000.00	100,000.00	100,000.00	04/10/06
175765	303	REG	AG0603732	CITIZENS NATIONAL BANK & TRUST	1.100	04/05/07	1.100	100,000.00	100,000.00	100,000.00	04/10/06
175766	303	REG	AG0603740	CITIZENS NATIONAL BANK & TRUST	1.100	04/05/07	1.100	35,000.00	35,000.00	35,000.00	04/10/06
175767	303	REG	AG0603757	CITIZENS NATIONAL BANK & TRUST	1.100	04/05/07	1.100	10,000.00	10,000.00	10,000.00	04/10/06
175768	303	REG	AG0603765	CITIZENS NATIONAL BANK & TRUST	1.100	04/05/07	1.100	40,000.00	40,000.00	40,000.00	04/10/06
175769	303	REG	AG0603773	CITIZENS NATIONAL BANK & TRUST	1.100	04/05/07	1.100	100,000.00	100,000.00	100,000.00	04/10/06
175770	303	REG	AG0603781	CITIZENS NATIONAL BANK & TRUST	1.100	04/05/07	1.100	80,000.00	80,000.00	80,000.00	04/10/06
175771	303	REG	AG0603799	CITIZENS NATIONAL BANK & TRUST	1.100	04/05/07	1.100	100,000.00	100,000.00	100,000.00	04/10/06
175772	303	REG	AG0603815	CITIZENS NATIONAL BANK & TRUST	1.100	04/05/07	1.100	100,000.00	100,000.00	100,000.00	04/10/06

PGM: INVS_MONTHEND_INVENTORY
 SOURCE: VISUARIED
 MODEL: INVENTORY
 BASIS: SETTLEMENT
 AS-OF: 3/30/07

RICHARD CORDRAY
 TREASURER, STATE OF OHIO
 INVESTMENT INVENTORY
 SETTLED POSITIONS AS OF: 03/30/07

INVS#	FUND	GROUP	CUSIP	DESCRIPTION	RATE	MATURITY	YIELD	PAR AMOUNT	BOOK VALUE	USS MARKET	1ST PUR
175773	303	REG	AG0603823	CITIZENS NATIONAL OF BLUFFTON	1.100	04/05/07	1.100	\$ 10,000.00	\$ 10,000.00	\$ 10,000.00	04/10/06
175774	303	REG	AG0603831	CITIZENS NATIONAL OF BLUFFTON	1.100	04/05/07	1.100	\$ 100,000.00	\$ 100,000.00	\$ 100,000.00	04/10/06
175775	303	REG	AG0603849	CITIZENS NATIONAL OF BLUFFTON	1.100	04/05/07	1.100	\$ 100,000.00	\$ 100,000.00	\$ 100,000.00	04/10/06
175776	303	REG	AG0603856	CITIZENS NATIONAL OF BLUFFTON	1.100	04/05/07	1.100	\$ 50,000.00	\$ 50,000.00	\$ 50,000.00	04/10/06
175777	303	REG	AG0603864	CITIZENS NATIONAL OF BLUFFTON	1.100	04/05/07	1.100	\$ 90,000.00	\$ 90,000.00	\$ 90,000.00	04/10/06
175778	303	REG	AG0603872	CITIZENS NATIONAL OF BLUFFTON	1.100	04/05/07	1.100	\$ 50,000.00	\$ 50,000.00	\$ 50,000.00	04/10/06
175779	303	REG	AG0603880	CITIZENS NATIONAL OF BLUFFTON	1.100	04/05/07	1.100	\$ 100,000.00	\$ 100,000.00	\$ 100,000.00	04/10/06
175780	303	REG	AG0603898	CITIZENS NATIONAL OF BLUFFTON	1.100	04/05/07	1.100	\$ 13,500.00	\$ 13,500.00	\$ 13,500.00	04/10/06
175783	303	REG	AG0603922	CITIZENS NATIONAL OF BLUFFTON	1.100	04/05/07	1.100	\$ 90,000.00	\$ 90,000.00	\$ 90,000.00	04/10/06
175784	303	REG	AG0603930	CITIZENS NATIONAL OF BLUFFTON	1.100	04/05/07	1.100	\$ 35,000.00	\$ 35,000.00	\$ 35,000.00	04/10/06
175792	303	REG	AG0603955	FIRST FEDERAL BANK OF THE MIDWEST	1.100	04/05/07	1.100	\$ 55,000.00	\$ 55,000.00	\$ 55,000.00	04/12/06
175793	303	REG	AG0603963	FIRST FEDERAL BANK OF THE MIDWEST	1.100	04/05/07	1.100	\$ 80,000.00	\$ 80,000.00	\$ 80,000.00	04/12/06
175797	303	REG	AG0604003	NATIONAL BANK & TRUST COMPANY	1.100	04/05/07	1.100	\$ 100,000.00	\$ 100,000.00	\$ 100,000.00	04/12/06
175799	303	REG	AG0604011	NATIONAL BANK & TRUST COMPANY	1.100	04/05/07	1.100	\$ 80,000.00	\$ 80,000.00	\$ 80,000.00	04/12/06
175800	303	REG	AG0604029	NATIONAL BANK & TRUST COMPANY	1.100	04/05/07	1.100	\$ 75,000.00	\$ 75,000.00	\$ 75,000.00	04/12/06
175803	303	REG	AG0604037	NATIONAL BANK & TRUST COMPANY	1.100	04/05/07	1.100	\$ 100,000.00	\$ 100,000.00	\$ 100,000.00	04/12/06
175808	303	REG	AG0604060	NATIONAL BANK & TRUST COMPANY	1.100	04/05/07	1.100	\$ 24,000.00	\$ 24,000.00	\$ 24,000.00	04/12/06
175810	303	REG	AG0604110	NATIONAL BANK & TRUST COMPANY	1.100	04/05/07	1.100	\$ 55,000.00	\$ 55,000.00	\$ 55,000.00	04/12/06
175812	303	REG	AG0604128	NATIONAL BANK & TRUST COMPANY	1.100	04/05/07	1.100	\$ 100,000.00	\$ 100,000.00	\$ 100,000.00	04/12/06
175815	303	REG	AG0604144	NATIONAL BANK & TRUST COMPANY	1.100	04/05/07	1.100	\$ 100,000.00	\$ 100,000.00	\$ 100,000.00	04/12/06
175820	303	REG	AG0604177	NATIONAL BANK & TRUST COMPANY	1.100	04/05/07	1.100	\$ 100,000.00	\$ 100,000.00	\$ 100,000.00	04/12/06
175821	303	REG	AG0604235	NATIONAL BANK & TRUST COMPANY	1.100	04/05/07	1.100	\$ 80,000.00	\$ 80,000.00	\$ 80,000.00	04/12/06
175822	303	REG	AG0604243	FIRST-KNOX NATIONAL BANK	1.100	04/05/07	1.100	\$ 100,000.00	\$ 100,000.00	\$ 100,000.00	04/12/06
175824	303	REG	AG0604250	FIRST-KNOX NATIONAL BANK	1.100	04/05/07	1.100	\$ 100,000.00	\$ 100,000.00	\$ 100,000.00	04/12/06
175825	303	REG	AG0604268	FIRST CITIZENS NATIONAL BANK	1.100	04/05/07	1.100	\$ 50,000.00	\$ 50,000.00	\$ 50,000.00	04/12/06
175826	303	REG	AG0604275	FIRST CITIZENS NATIONAL BANK	1.100	04/05/07	1.100	\$ 100,000.00	\$ 100,000.00	\$ 100,000.00	04/12/06
175827	303	REG	AG0604284	FIRST CITIZENS NATIONAL BANK	1.100	04/05/07	1.100	\$ 75,000.00	\$ 75,000.00	\$ 75,000.00	04/12/06
175828	303	REG	AG0604292	FIRST CITIZENS NATIONAL BANK	1.100	04/05/07	1.100	\$ 100,000.00	\$ 100,000.00	\$ 100,000.00	04/12/06
175830	303	REG	AG0604300	FIRST CITIZENS NATIONAL BANK	1.100	04/05/07	1.100	\$ 100,000.00	\$ 100,000.00	\$ 100,000.00	04/12/06
175831	303	REG	AG0604318	FIRST CITIZENS NATIONAL BANK	1.100	04/05/07	1.100	\$ 100,000.00	\$ 100,000.00	\$ 100,000.00	04/12/06
175832	303	REG	AG0604326	FIRST CITIZENS NATIONAL BANK	1.100	04/05/07	1.100	\$ 20,000.00	\$ 20,000.00	\$ 20,000.00	04/12/06
175833	303	REG	AG0604334	JP MORGAN CHASE BANK, NA	1.100	04/05/07	1.100	\$ 100,000.00	\$ 100,000.00	\$ 100,000.00	04/12/06
175835	303	REG	AG0604342	JP MORGAN CHASE BANK, NA	1.100	04/05/07	1.100	\$ 100,000.00	\$ 100,000.00	\$ 100,000.00	04/12/06
175836	303	REG	AG0604359	JP MORGAN CHASE BANK, NA	1.100	04/05/07	1.100	\$ 20,000.00	\$ 20,000.00	\$ 20,000.00	04/12/06
175837	303	REG	AG0604367	U.S. BANK, N.A.	1.100	04/05/07	1.100	\$ 100,000.00	\$ 100,000.00	\$ 100,000.00	04/12/06
175838	303	REG	AG0604375	U.S. BANK, N.A.	1.100	04/05/07	1.100	\$ 100,000.00	\$ 100,000.00	\$ 100,000.00	04/12/06
175839	303	REG	AG0604383	U.S. BANK, N.A.	1.100	04/05/07	1.100	\$ 100,000.00	\$ 100,000.00	\$ 100,000.00	04/12/06
175840	303	REG	AG0604391	SUTTON BANK	1.100	04/05/07	1.100	\$ 45,000.00	\$ 45,000.00	\$ 45,000.00	04/12/06
175841	303	REG	AG0604409	SUTTON BANK	1.100	04/05/07	1.100	\$ 100,000.00	\$ 100,000.00	\$ 100,000.00	04/12/06
175842	303	REG	AG0604417	SUTTON BANK	1.100	04/05/07	1.100	\$ 25,000.00	\$ 25,000.00	\$ 25,000.00	04/12/06
175844	303	REG	AG0604425	SUTTON BANK	1.100	04/05/07	1.100	\$ 15,000.00	\$ 15,000.00	\$ 15,000.00	04/12/06
175845	303	REG	AG0604433	SUTTON BANK	1.100	04/05/07	1.100	\$ 60,000.00	\$ 60,000.00	\$ 60,000.00	04/12/06
175847	303	REG	AG0604441	SUTTON BANK	1.100	04/05/07	1.100	\$ 18,000.00	\$ 18,000.00	\$ 18,000.00	04/12/06
175848	303	REG	AG0604458	SUTTON BANK	1.100	04/05/07	1.100	\$ 50,000.00	\$ 50,000.00	\$ 50,000.00	04/12/06
175849	303	REG	AG0604466	SUTTON BANK	1.100	04/05/07	1.100	\$ 100,000.00	\$ 100,000.00	\$ 100,000.00	04/12/06
175850	303	REG	AG0604474	SUTTON BANK	1.100	04/05/07	1.100	\$ 70,000.00	\$ 70,000.00	\$ 70,000.00	04/12/06
175851	303	REG	AG0604482	SUTTON BANK	1.100	04/05/07	1.100	\$ 31,650.00	\$ 31,650.00	\$ 31,650.00	04/12/06
175852	303	REG	AG0604490	SUTTON BANK	1.100	04/05/07	1.100	\$ 40,000.00	\$ 40,000.00	\$ 40,000.00	04/12/06
175853	303	REG	AG0604508	SUTTON BANK	1.100	04/05/07	1.100	\$ 50,000.00	\$ 50,000.00	\$ 50,000.00	04/12/06
175855	303	REG	AG0604516	SUTTON BANK	1.100	04/05/07	1.100	\$ 100,000.00	\$ 100,000.00	\$ 100,000.00	04/12/06
175855	303	REG	AG0604524	SUTTON BANK	1.100	04/05/07	1.100	\$ 60,000.00	\$ 60,000.00	\$ 60,000.00	04/12/06

PGM: INVS_MONTHEND_INVENTORY
 SOURCE: VISUNQAED
 MODEL: INVENTORY
 BASIS: SETTLEMENT
 AS-OF: 3/30/07

RICHARD CORDRAY
 TREASURER, STATE OF OHIO
 INVESTMENT INVENTORY
 SETTLED POSITIONS AS OF: 03/30/07

INVT#	FUNO	GROUP	CUSIP	DESCRIPTION	RATE	MATURITY	YIELD	PAR AMOUNT	BOOK VALUE	US\$ MARKET	1ST PUR
175877	303	REG	AG0604532	SUTTON BANK	1.100	04/05/07	1.100	\$ 100,000.00	\$ 100,000.00	\$ 100,000.00	04/12/06
175858	303	REG	AG0604540	SUTTON BANK	1.100	04/05/07	1.100	\$ 100,000.00	\$ 100,000.00	\$ 100,000.00	04/12/06
175889	303	REG	AG0604557	SUTTON BANK	1.100	04/05/07	1.100	\$ 25,000.00	\$ 25,000.00	\$ 25,000.00	04/12/06
175880	303	REG	AG0604565	SUTTON BANK	1.100	04/05/07	1.100	\$ 40,000.00	\$ 40,000.00	\$ 40,000.00	04/12/06
175861	303	REG	AG0604573	SUTTON BANK	1.100	04/05/07	1.100	\$ 50,000.00	\$ 50,000.00	\$ 50,000.00	04/12/06
175882	303	REG	AG0604581	SUTTON BANK	1.100	04/05/07	1.100	\$ 100,000.00	\$ 100,000.00	\$ 100,000.00	04/12/06
175884	303	REG	AG0604599	SUTTON BANK	1.100	04/05/07	1.100	\$ 100,000.00	\$ 100,000.00	\$ 100,000.00	04/12/06
175865	303	REG	AG0604607	CHAMPAGN NATIONAL BANK	1.100	04/05/07	1.100	\$ 40,000.00	\$ 40,000.00	\$ 40,000.00	04/12/06
175866	303	REG	AG0604615	CHAMPAGN NATIONAL BANK	1.100	04/05/07	1.100	\$ 100,000.00	\$ 100,000.00	\$ 100,000.00	04/12/06
175867	303	REG	AG0604623	CHAMPAGN NATIONAL BANK	1.100	04/05/07	1.100	\$ 90,000.00	\$ 90,000.00	\$ 90,000.00	04/12/06
175868	303	REG	AG0604631	CHAMPAGN NATIONAL BANK	1.100	04/05/07	1.100	\$ 100,000.00	\$ 100,000.00	\$ 100,000.00	04/12/06
175871	303	REG	AG0604649	JP MORGAN CHASE BANK, NA	1.100	04/05/07	1.100	\$ 100,000.00	\$ 100,000.00	\$ 100,000.00	04/13/06
175872	303	REG	AG0604656	METAMORA STATE BANK	1.100	04/05/07	1.100	\$ 70,000.00	\$ 70,000.00	\$ 70,000.00	04/13/06
175873	303	REG	AG0604664	METAMORA STATE BANK	1.100	04/05/07	1.100	\$ 100,000.00	\$ 100,000.00	\$ 100,000.00	04/13/06
175874	303	REG	AG0604672	METAMORA STATE BANK	1.100	04/05/07	1.100	\$ 100,000.00	\$ 100,000.00	\$ 100,000.00	04/13/06
175875	303	REG	AG0604680	METAMORA STATE BANK	1.100	04/05/07	1.100	\$ 100,000.00	\$ 100,000.00	\$ 100,000.00	04/13/06
175876	303	REG	AG0604698	METAMORA STATE BANK	1.100	04/05/07	1.100	\$ 100,000.00	\$ 100,000.00	\$ 100,000.00	04/13/06
175877	303	REG	AG0604706	METAMORA STATE BANK	1.100	04/05/07	1.100	\$ 100,000.00	\$ 100,000.00	\$ 100,000.00	04/13/06
175879	303	REG	AG0604714	METAMORA STATE BANK	1.100	04/05/07	1.100	\$ 40,000.00	\$ 40,000.00	\$ 40,000.00	04/13/06
175880	303	REG	AG0604722	METAMORA STATE BANK	1.100	04/05/07	1.100	\$ 100,000.00	\$ 100,000.00	\$ 100,000.00	04/13/06
175881	303	REG	AG0604730	HOME SAVINGS & LOAN COMPANY	1.100	04/05/07	1.100	\$ 100,000.00	\$ 100,000.00	\$ 100,000.00	04/13/06
175882	303	REG	AG0604748	HOME SAVINGS & LOAN COMPANY	1.100	04/05/07	1.100	\$ 70,000.00	\$ 70,000.00	\$ 70,000.00	04/13/06
175883	303	REG	AG0604756	HOME SAVINGS & LOAN COMPANY	1.100	04/05/07	1.100	\$ 18,000.00	\$ 18,000.00	\$ 18,000.00	04/13/06
175884	303	REG	AG0604763	HOME SAVINGS & LOAN COMPANY	1.100	04/05/07	1.100	\$ 100,000.00	\$ 100,000.00	\$ 100,000.00	04/13/06
175885	303	REG	AG0604771	HOME SAVINGS & LOAN COMPANY	1.100	04/05/07	1.100	\$ 100,000.00	\$ 100,000.00	\$ 100,000.00	04/13/06
175886	303	REG	AG0604789	HOME SAVINGS & LOAN COMPANY	1.100	04/05/07	1.100	\$ 100,000.00	\$ 100,000.00	\$ 100,000.00	04/13/06
175887	303	REG	AG0604797	HOME SAVINGS & LOAN COMPANY	1.100	04/05/07	1.100	\$ 100,000.00	\$ 100,000.00	\$ 100,000.00	04/13/06
175888	303	REG	AG0604805	HOME SAVINGS & LOAN COMPANY	1.100	04/05/07	1.100	\$ 100,000.00	\$ 100,000.00	\$ 100,000.00	04/13/06
175889	303	REG	AG0604813	HOME SAVINGS & LOAN COMPANY	1.100	04/05/07	1.100	\$ 100,000.00	\$ 100,000.00	\$ 100,000.00	04/13/06
175890	303	REG	AG0604821	HOME SAVINGS & LOAN COMPANY	1.100	04/05/07	1.100	\$ 50,000.00	\$ 50,000.00	\$ 50,000.00	04/13/06
175891	303	REG	AG0604839	HOME SAVINGS & LOAN COMPANY	1.100	04/05/07	1.100	\$ 55,000.00	\$ 55,000.00	\$ 55,000.00	04/13/06
175892	303	REG	AG0604847	HOME SAVINGS & LOAN COMPANY	1.100	04/05/07	1.100	\$ 4,000.00	\$ 4,000.00	\$ 4,000.00	04/13/06
175893	303	REG	AG0604854	HOME SAVINGS & LOAN COMPANY	1.100	04/05/07	1.100	\$ 100,000.00	\$ 100,000.00	\$ 100,000.00	04/13/06
175894	303	REG	AG0604862	CROGHAN COLONIAL BANK	1.100	04/05/07	1.100	\$ 100,000.00	\$ 100,000.00	\$ 100,000.00	04/13/06
175895	303	REG	AG0604870	CROGHAN COLONIAL BANK	1.100	04/05/07	1.100	\$ 90,000.00	\$ 90,000.00	\$ 90,000.00	04/13/06
175896	303	REG	AG0604888	CROGHAN COLONIAL BANK	1.100	04/05/07	1.100	\$ 100,000.00	\$ 100,000.00	\$ 100,000.00	04/13/06
175908	303	REG	AG0604896	PARK NATIONAL BANK	1.100	04/05/07	1.100	\$ 100,000.00	\$ 100,000.00	\$ 100,000.00	04/14/06
175909	303	REG	AG0604904	MERCHANTS NATIONAL BANK	1.100	04/05/07	1.100	\$ 100,000.00	\$ 100,000.00	\$ 100,000.00	04/14/06
175910	303	REG	AG0604912	MERCHANTS NATIONAL BANK	1.100	04/05/07	1.100	\$ 100,000.00	\$ 100,000.00	\$ 100,000.00	04/14/06
175911	303	REG	AG0604920	MERCHANTS NATIONAL BANK	1.100	04/05/07	1.100	\$ 100,000.00	\$ 100,000.00	\$ 100,000.00	04/14/06
175913	303	REG	AG0604938	MERCHANTS NATIONAL BANK	1.100	04/05/07	1.100	\$ 100,000.00	\$ 100,000.00	\$ 100,000.00	04/14/06
175914	303	REG	AG0604946	MERCHANTS NATIONAL BANK	1.100	04/05/07	1.100	\$ 100,000.00	\$ 100,000.00	\$ 100,000.00	04/14/06
175915	303	REG	AG0604953	MERCHANTS NATIONAL BANK	1.100	04/05/07	1.100	\$ 90,000.00	\$ 90,000.00	\$ 90,000.00	04/14/06
175916	303	REG	AG0604961	MERCHANTS NATIONAL BANK	1.100	04/05/07	1.100	\$ 100,000.00	\$ 100,000.00	\$ 100,000.00	04/14/06
175917	303	REG	AG0604979	MERCHANTS NATIONAL BANK	1.100	04/05/07	1.100	\$ 35,000.00	\$ 35,000.00	\$ 35,000.00	04/14/06
175918	303	REG	AG0604987	MERCHANTS NATIONAL BANK	1.100	04/05/07	1.100	\$ 100,000.00	\$ 100,000.00	\$ 100,000.00	04/14/06
175919	303	REG	AG0604995	MERCHANTS NATIONAL BANK	1.100	04/05/07	1.100	\$ 100,000.00	\$ 100,000.00	\$ 100,000.00	04/14/06
175920	303	REG	AG0605000	MERCHANTS NATIONAL BANK	1.100	04/05/07	1.100	\$ 75,000.00	\$ 75,000.00	\$ 75,000.00	04/14/06
175921	303	REG	AG0605018	MERCHANTS NATIONAL BANK	1.100	04/05/07	1.100	\$ 65,000.00	\$ 65,000.00	\$ 65,000.00	04/14/06
175922	303	REG	AG0605026	MERCHANTS NATIONAL BANK	1.100	04/05/07	1.100	\$ 85,000.00	\$ 85,000.00	\$ 85,000.00	04/14/06
175923	303	REG	AG0605034	MERCHANTS NATIONAL BANK	1.100	04/05/07	1.100	\$ 70,000.00	\$ 70,000.00	\$ 70,000.00	04/14/06
175924	303	REG	AG0605042	MERCHANTS NATIONAL BANK	1.100	04/05/07	1.100	\$ 35,000.00	\$ 35,000.00	\$ 35,000.00	04/14/06
				OLD NATIONAL BANK	1.100	04/05/07	1.100	\$ 100,000.00	\$ 100,000.00	\$ 100,000.00	04/14/06

PGM: INVS_MONTHEND_INVENTORY
 SOURCE: VISIQUED
 MODEL: INVENTORY
 BASIS: SETTLEMENT
 AS-OF: 3/30/07

RICARD CORDRAY
 TREASURER, STATE OF OHIO
 INVESTMENT INVENTORY
 SETTLED POSITIONS AS OF: 03/30/07

INVT#	FUND	GROUP	CUSIP	DESCRIPTION	RATE	MATURITY	YIELD	PAR AMOUNT	BODK-VALUE	US-MARKET	1ST-PUR
175925	303	REG	AG0605059	OLD NATIONAL BANK	1.100	04/05/07	1.100	\$ 100,000.00	\$ 100,000.00	\$ 100,000.00	04/14/06
175926	303	REG	AG0605067	OLD NATIONAL BANK	1.100	04/05/07	1.100	\$ 80,000.00	\$ 80,000.00	\$ 80,000.00	04/14/06
175928	303	REG	AG0605083	JP MORGAN CHASE BANK, NA	1.100	04/05/07	1.100	\$ 100,000.00	\$ 100,000.00	\$ 100,000.00	04/14/06
175929	303	REG	AG0605091	JP MORGAN CHASE BANK, NA	1.100	04/05/07	1.100	\$ 100,000.00	\$ 100,000.00	\$ 100,000.00	04/14/06
175931	303	REG	AG0605109	OLD FORT BANKING COMPANY	1.100	04/05/07	1.100	\$ 100,000.00	\$ 100,000.00	\$ 100,000.00	04/14/06
175932	303	REG	AG0605117	OLD FORT BANKING COMPANY	1.100	04/05/07	1.100	\$ 45,000.00	\$ 45,000.00	\$ 45,000.00	04/14/06
175933	303	REG	AG0605125	OLD FORT BANKING COMPANY	1.100	04/05/07	1.100	\$ 95,000.00	\$ 95,000.00	\$ 95,000.00	04/14/06
175934	303	REG	AG0605133	OLD FORT BANKING COMPANY	1.100	04/05/07	1.100	\$ 7,500.00	\$ 7,500.00	\$ 7,500.00	04/14/06
175935	303	REG	AG0605141	OLD FORT BANKING COMPANY	1.100	04/05/07	1.100	\$ 100,000.00	\$ 100,000.00	\$ 100,000.00	04/14/06
175936	303	REG	AG0605158	MERCHANTS NATIONAL BANK	1.100	04/05/07	1.100	\$ 20,000.00	\$ 20,000.00	\$ 20,000.00	04/14/06
175938	303	REG	AG0605166	MERCHANTS NATIONAL BANK	1.100	04/05/07	1.100	\$ 56,460.00	\$ 56,460.00	\$ 56,460.00	04/14/06
175939	303	REG	AG0605174	MERCHANTS NATIONAL BANK	1.100	04/05/07	1.100	\$ 100,000.00	\$ 100,000.00	\$ 100,000.00	04/14/06
175941	303	REG	AG0605190	MERCHANTS NATIONAL BANK	1.100	04/05/07	1.100	\$ 100,000.00	\$ 100,000.00	\$ 100,000.00	04/14/06
175942	303	REG	AG0605208	MERCHANTS NATIONAL BANK	1.100	04/05/07	1.100	\$ 70,000.00	\$ 70,000.00	\$ 70,000.00	04/14/06
175943	303	REG	AG0605216	MERCHANTS NATIONAL BANK	1.100	04/05/07	1.100	\$ 100,000.00	\$ 100,000.00	\$ 100,000.00	04/14/06
175954	303	REG	AG0605232	FARMERS & MERCHANTS STATE BANK	1.100	04/05/07	1.100	\$ 80,000.00	\$ 80,000.00	\$ 80,000.00	04/17/06
175955	303	REG	AG0605240	FARMERS & MERCHANTS STATE BANK	1.100	04/05/07	1.100	\$ 100,000.00	\$ 100,000.00	\$ 100,000.00	04/17/06
175956	303	REG	AG0605257	FARMERS & MERCHANTS STATE BANK	1.100	04/05/07	1.100	\$ 100,000.00	\$ 100,000.00	\$ 100,000.00	04/17/06
175957	303	REG	AG0605265	FARMERS & MERCHANTS STATE BANK	1.100	04/05/07	1.100	\$ 85,000.00	\$ 85,000.00	\$ 85,000.00	04/17/06
175958	303	REG	AG0605273	FARMERS & MERCHANTS STATE BANK	1.100	04/05/07	1.100	\$ 45,000.00	\$ 45,000.00	\$ 45,000.00	04/17/06
175959	303	REG	AG0605281	FARMERS & MERCHANTS STATE BANK	1.100	04/05/07	1.100	\$ 85,000.00	\$ 85,000.00	\$ 85,000.00	04/17/06
175960	303	REG	AG0605299	FARMERS & MERCHANTS STATE BANK	1.100	04/05/07	1.100	\$ 100,000.00	\$ 100,000.00	\$ 100,000.00	04/17/06
175961	303	REG	AG0605307	FARMERS & MERCHANTS STATE BANK	1.100	04/05/07	1.100	\$ 100,000.00	\$ 100,000.00	\$ 100,000.00	04/17/06
175962	303	REG	AG0605315	FARMERS & MERCHANTS STATE BANK	1.100	04/05/07	1.100	\$ 85,000.00	\$ 85,000.00	\$ 85,000.00	04/17/06
175963	303	REG	AG0605323	FARMERS & MERCHANTS STATE BANK	1.100	04/05/07	1.100	\$ 40,000.00	\$ 40,000.00	\$ 40,000.00	04/17/06
175964	303	REG	AG0605349	FARMERS & MERCHANTS STATE BANK	1.100	04/05/07	1.100	\$ 60,000.00	\$ 60,000.00	\$ 60,000.00	04/17/06
175965	303	REG	AG0605356	FARMERS & MERCHANTS STATE BANK	1.100	04/05/07	1.100	\$ 75,000.00	\$ 75,000.00	\$ 75,000.00	04/17/06
175966	303	REG	AG0605372	FARMERS & MERCHANTS STATE BANK	1.100	04/05/07	1.100	\$ 100,000.00	\$ 100,000.00	\$ 100,000.00	04/17/06
175967	303	REG	AG0605380	FARMERS & MERCHANTS STATE BANK	1.100	04/05/07	1.100	\$ 100,000.00	\$ 100,000.00	\$ 100,000.00	04/17/06
175968	303	REG	AG0605398	FARMERS & MERCHANTS STATE BANK	1.100	04/05/07	1.100	\$ 10,000.00	\$ 10,000.00	\$ 10,000.00	04/17/06
175969	303	REG	AG0605406	FARMERS & MERCHANTS STATE BANK	1.100	04/05/07	1.100	\$ 50,000.00	\$ 50,000.00	\$ 50,000.00	04/17/06
175970	303	REG	AG0605414	FARMERS & MERCHANTS STATE BANK	1.100	04/05/07	1.100	\$ 60,000.00	\$ 60,000.00	\$ 60,000.00	04/17/06
175971	303	REG	AG0605422	FARMERS & MERCHANTS STATE BANK	1.100	04/05/07	1.100	\$ 35,000.00	\$ 35,000.00	\$ 35,000.00	04/17/06
175972	303	REG	AG0605430	FARMERS & MERCHANTS STATE BANK	1.100	04/05/07	1.100	\$ 95,000.00	\$ 95,000.00	\$ 95,000.00	04/17/06
175973	303	REG	AG0605448	FARMERS & MERCHANTS STATE BANK	1.100	04/05/07	1.100	\$ 25,000.00	\$ 25,000.00	\$ 25,000.00	04/17/06
175974	303	REG	AG0605455	FARMERS & MERCHANTS STATE BANK	1.100	04/05/07	1.100	\$ 100,000.00	\$ 100,000.00	\$ 100,000.00	04/17/06
175975	303	REG	AG0605463	FARMERS & MERCHANTS STATE BANK	1.100	04/05/07	1.100	\$ 60,000.00	\$ 60,000.00	\$ 60,000.00	04/17/06
175976	303	REG	AG0605471	FARMERS & MERCHANTS STATE BANK	1.100	04/05/07	1.100	\$ 45,000.00	\$ 45,000.00	\$ 45,000.00	04/17/06
175977	303	REG	AG0605489	FARMERS & MERCHANTS STATE BANK	1.100	04/05/07	1.100	\$ 75,000.00	\$ 75,000.00	\$ 75,000.00	04/17/06
175978	303	REG	AG0605497	FARMERS & MERCHANTS STATE BANK	1.100	04/05/07	1.100	\$ 50,000.00	\$ 50,000.00	\$ 50,000.00	04/17/06
175979	303	REG	AG0605505	FARMERS & MERCHANTS STATE BANK	1.100	04/05/07	1.100	\$ 46,000.00	\$ 46,000.00	\$ 46,000.00	04/17/06
175980	303	REG	AG0605521	FARMERS & MERCHANTS STATE BANK	1.100	04/05/07	1.100	\$ 100,000.00	\$ 100,000.00	\$ 100,000.00	04/17/06
175981	303	REG	AG0605513	FARMERS & MERCHANTS STATE BANK	1.100	04/05/07	1.100	\$ 35,000.00	\$ 35,000.00	\$ 35,000.00	04/17/06
175982	303	REG	AG0605529	FARMERS & MERCHANTS STATE BANK	1.100	04/05/07	1.100	\$ 100,000.00	\$ 100,000.00	\$ 100,000.00	04/17/06
175983	303	REG	AG0605539	FARMERS & MERCHANTS STATE BANK	1.100	04/05/07	1.100	\$ 25,000.00	\$ 25,000.00	\$ 25,000.00	04/17/06
175984	303	REG	AG0605547	FARMERS & MERCHANTS STATE BANK	1.100	04/05/07	1.100	\$ 100,000.00	\$ 100,000.00	\$ 100,000.00	04/17/06
175985	303	REG	AG0605554	FARMERS & MERCHANTS STATE BANK	1.100	04/05/07	1.100	\$ 25,000.00	\$ 25,000.00	\$ 25,000.00	04/17/06
175986	303	REG	AG0605562	FARMERS & MERCHANTS STATE BANK	1.100	04/05/07	1.100	\$ 100,000.00	\$ 100,000.00	\$ 100,000.00	04/17/06
175987	303	REG	AG0605570	FARMERS & MERCHANTS STATE BANK	1.100	04/05/07	1.100	\$ 100,000.00	\$ 100,000.00	\$ 100,000.00	04/17/06
175989	303	REG	AG0605588	FARMERS & MERCHANTS STATE BANK	1.100	04/05/07	1.100	\$ 80,000.00	\$ 80,000.00	\$ 80,000.00	04/17/06

PGM: INVS_MONTHEND_INVENTORY
 SOURCE: VISUALIZED
 MODEL: INVENTORY
 BASIS: SETTLEMENT
 AS-OF: 3/30/07

RICHARD CORDRAY
 TREASURER, STATE OF OHIO
 INVESTMENT INVENTORY
 SETTLED POSITIONS AS OF: 03/30/07

INST#	FUND	GROUP	CUSIP	DESCRIPTION	RATE	MATURITY	YIELD	PAR AMOUNT	BOOK VALUE	US\$ MARKET	1ST PUR
175992	303	REG	AG0905596	FARMERS & MERCHANTS STATE BANK	1.100	04/05/07	1.100	100,000.00	100,000.00	100,000.00	04/17/06
175993	303	REG	AG0905604	FARMERS & MERCHANTS STATE BANK	1.100	04/05/07	1.100	100,000.00	100,000.00	100,000.00	04/17/06
175994	303	REG	AG0905612	FARMERS & MERCHANTS STATE BANK	1.100	04/05/07	1.100	30,000.00	30,000.00	30,000.00	04/17/06
175995	303	REG	AG0905620	FARMERS & MERCHANTS STATE BANK	1.100	04/05/07	1.100	100,000.00	100,000.00	100,000.00	04/17/06
175996	303	REG	AG0905638	FARMERS & MERCHANTS STATE BANK	1.100	04/05/07	1.100	100,000.00	100,000.00	100,000.00	04/17/06
175997	303	REG	AG0905646	FARMERS & MERCHANTS STATE BANK	1.100	04/05/07	1.100	60,000.00	60,000.00	60,000.00	04/17/06
175998	303	REG	AG0905653	FARMERS & MERCHANTS STATE BANK	1.100	04/05/07	1.100	80,000.00	80,000.00	80,000.00	04/17/06
175999	303	REG	AG0905661	FARMERS & MERCHANTS STATE BANK	1.100	04/05/07	1.100	60,000.00	60,000.00	60,000.00	04/17/06
176000	303	REG	AG0905679	FARMERS & MERCHANTS STATE BANK	1.100	04/05/07	1.100	100,000.00	100,000.00	100,000.00	04/17/06
176001	303	REG	AG0905687	FARMERS & MERCHANTS STATE BANK	1.100	04/05/07	1.100	25,000.00	25,000.00	25,000.00	04/17/06
176002	303	REG	AG0905695	FARMERS & MERCHANTS STATE BANK	1.100	04/05/07	1.100	20,000.00	20,000.00	20,000.00	04/17/06
176003	303	REG	AG0905703	FARMERS & MERCHANTS STATE BANK	1.100	04/05/07	1.100	100,000.00	100,000.00	100,000.00	04/17/06
176004	303	REG	AG0905711	FARMERS & MERCHANTS STATE BANK	1.100	04/05/07	1.100	80,000.00	80,000.00	80,000.00	04/17/06
176005	303	REG	AG0905729	FARMERS & MERCHANTS STATE BANK	1.100	04/05/07	1.100	50,000.00	50,000.00	50,000.00	04/17/06
176006	303	REG	AG0905737	FARMERS & MERCHANTS STATE BANK	1.100	04/05/07	1.100	100,000.00	100,000.00	100,000.00	04/17/06
176007	303	REG	AG0905745	FARMERS & MERCHANTS STATE BANK	1.100	04/05/07	1.100	100,000.00	100,000.00	100,000.00	04/17/06
176008	303	REG	AG0905752	FARMERS & MERCHANTS STATE BANK	1.100	04/05/07	1.100	30,000.00	30,000.00	30,000.00	04/17/06
176009	303	REG	AG0905760	FARMERS & MERCHANTS STATE BANK	1.100	04/05/07	1.100	100,000.00	100,000.00	100,000.00	04/17/06
176010	303	REG	AG0905778	FARMERS & MERCHANTS STATE BANK	1.100	04/05/07	1.100	40,000.00	40,000.00	40,000.00	04/17/06
176011	303	REG	AG0905786	FARMERS & MERCHANTS STATE BANK	1.100	04/05/07	1.100	100,000.00	100,000.00	100,000.00	04/17/06
176012	303	REG	AG0905794	FARMERS & MERCHANTS STATE BANK	1.100	04/05/07	1.100	25,000.00	25,000.00	25,000.00	04/17/06
176013	303	REG	AG0905802	FARMERS & MERCHANTS STATE BANK	1.100	04/05/07	1.100	90,000.00	90,000.00	90,000.00	04/17/06
176014	303	REG	AG0905810	FARMERS & MERCHANTS STATE BANK	1.100	04/05/07	1.100	20,000.00	20,000.00	20,000.00	04/17/06
176015	303	REG	AG0905828	FARMERS & MERCHANTS STATE BANK	1.100	04/05/07	1.100	100,000.00	100,000.00	100,000.00	04/17/06
176016	303	REG	AG0905836	FARMERS & MERCHANTS STATE BANK	1.100	04/05/07	1.100	48,000.00	48,000.00	48,000.00	04/17/06
176017	303	REG	AG0905844	FARMERS & MERCHANTS STATE BANK	1.100	04/05/07	1.100	35,000.00	35,000.00	35,000.00	04/17/06
176018	303	REG	AG0905851	FARMERS & MERCHANTS STATE BANK	1.100	04/05/07	1.100	25,000.00	25,000.00	25,000.00	04/17/06
176019	303	REG	AG0905859	FARMERS & MERCHANTS STATE BANK	1.100	04/05/07	1.100	100,000.00	100,000.00	100,000.00	04/17/06
176020	303	REG	AG0905867	FARMERS & MERCHANTS STATE BANK	1.100	04/05/07	1.100	100,000.00	100,000.00	100,000.00	04/17/06
176021	303	REG	AG0905875	FARMERS & MERCHANTS STATE BANK	1.100	04/05/07	1.100	100,000.00	100,000.00	100,000.00	04/17/06
176022	303	REG	AG0905883	FARMERS & MERCHANTS STATE BANK	1.100	04/05/07	1.100	70,000.00	70,000.00	70,000.00	04/17/06
176023	303	REG	AG0905891	FARMERS & MERCHANTS STATE BANK	1.100	04/05/07	1.100	100,000.00	100,000.00	100,000.00	04/17/06
176024	303	REG	AG0905899	FARMERS & MERCHANTS STATE BANK	1.100	04/05/07	1.100	25,000.00	25,000.00	25,000.00	04/17/06
176025	303	REG	AG0905907	FARMERS & MERCHANTS STATE BANK	1.100	04/05/07	1.100	20,000.00	20,000.00	20,000.00	04/17/06
176026	303	REG	AG0905915	FARMERS & MERCHANTS STATE BANK	1.100	04/05/07	1.100	25,000.00	25,000.00	25,000.00	04/17/06
176027	303	REG	AG0905923	FARMERS & MERCHANTS STATE BANK	1.100	04/05/07	1.100	20,000.00	20,000.00	20,000.00	04/17/06
176028	303	REG	AG0905931	FARMERS & MERCHANTS STATE BANK	1.100	04/05/07	1.100	25,000.00	25,000.00	25,000.00	04/17/06
176029	303	REG	AG0905939	FARMERS & MERCHANTS STATE BANK	1.100	04/05/07	1.100	50,000.00	50,000.00	50,000.00	04/17/06
176030	303	REG	AG0905943	FARMERS & MERCHANTS STATE BANK	1.100	04/05/07	1.100	25,000.00	25,000.00	25,000.00	04/17/06
176031	303	REG	AG0905950	FARMERS & MERCHANTS STATE BANK	1.100	04/05/07	1.100	25,000.00	25,000.00	25,000.00	04/17/06
176032	303	REG	AG0905958	COMMERCIAL SAVINGS BANK	1.100	04/05/07	1.100	25,000.00	25,000.00	25,000.00	04/17/06
176033	303	REG	AG0905966	COMMERCIAL SAVINGS BANK	1.100	04/05/07	1.100	50,000.00	50,000.00	50,000.00	04/17/06
176034	303	REG	AG0905974	COMMERCIAL SAVINGS BANK	1.100	04/05/07	1.100	100,000.00	100,000.00	100,000.00	04/17/06
176035	303	REG	AG0905982	COMMERCIAL SAVINGS BANK	1.100	04/05/07	1.100	100,000.00	100,000.00	100,000.00	04/17/06
176036	303	REG	AG0905990	COMMERCIAL SAVINGS BANK	1.100	04/05/07	1.100	100,000.00	100,000.00	100,000.00	04/17/06
176037	303	REG	AG0905998	COMMERCIAL SAVINGS BANK	1.100	04/05/07	1.100	100,000.00	100,000.00	100,000.00	04/17/06
176038	303	REG	AG0906006	COMMERCIAL SAVINGS BANK	1.100	04/05/07	1.100	100,000.00	100,000.00	100,000.00	04/17/06
176039	303	REG	AG0906014	COMMERCIAL SAVINGS BANK	1.100	04/05/07	1.100	100,000.00	100,000.00	100,000.00	04/17/06
176040	303	REG	AG0906022	COMMERCIAL SAVINGS BANK	1.100	04/05/07	1.100	100,000.00	100,000.00	100,000.00	04/17/06
176041	303	REG	AG0906030	COMMERCIAL SAVINGS BANK	1.100	04/05/07	1.100	100,000.00	100,000.00	100,000.00	04/17/06
176042	303	REG	AG0906038	COMMERCIAL SAVINGS BANK	1.100	04/05/07	1.100	100,000.00	100,000.00	100,000.00	04/17/06
176043	303	REG	AG0906046	COMMERCIAL SAVINGS BANK	1.100	04/05/07	1.100	100,000.00	100,000.00	100,000.00	04/17/06
176044	303	REG	AG0906054	COMMERCIAL SAVINGS BANK	1.100	04/05/07	1.100	100,000.00	100,000.00	100,000.00	04/17/06
176045	303	REG	AG0906062	COMMERCIAL SAVINGS BANK	1.100	04/05/07	1.100	100,000.00	100,000.00	100,000.00	04/17/06
176046	303	REG	AG0906070	COMMERCIAL SAVINGS BANK	1.100	04/05/07	1.100	100,000.00	100,000.00	100,000.00	04/17/06
176047	303	REG	AG0906078	COMMERCIAL SAVINGS BANK	1.100	04/05/07	1.100	100,000.00	100,000.00	100,000.00	04/17/06
176048	303	REG	AG0906086	COMMERCIAL SAVINGS BANK	1.100	04/05/07	1.100	100,000.00	100,000.00	100,000.00	04/17/06
176049	303	REG	AG0906094	COMMERCIAL SAVINGS BANK	1.100	04/05/07	1.100	100,000.00	100,000.00	100,000.00	04/17/06
176050	303	REG	AG0906102	FIRST NATIONAL BANK OF PANDORA	1.100	04/05/07	1.100	6,000.00	6,000.00	6,000.00	04/17/06
176051	303	REG	AG0906110	FIRST NATIONAL BANK OF PANDORA	1.100	04/05/07	1.100	6,000.00	6,000.00	6,000.00	04/17/06
176052	303	REG	AG0906118	FIRST NATIONAL BANK OF PANDORA	1.100	04/05/07	1.100	35,000.00	35,000.00	35,000.00	04/17/06
176054	303	REG	AG0906115	FIRST NATIONAL BANK OF PANDORA	1.100	04/05/07	1.100	5,000.00	5,000.00	5,000.00	04/17/06

PGM: INVS_MONTHEND_INVENTORY
 SOURCE: VISIAQEO
 MODEL: INVENTORY
 BASIS: SETTLEMENT
 AS-OF: 3/30/07

RICHARD CORORAY
 TREASURER, STATE OF OHIO
 INVESTMENT INVENTORY
 SETTLED POSITIONS AS OF: 03/30/07

INVT#	FUNO	GROUP	CUSIP	DESCRIPTION	RATE	MATURITY	YIELD	PAR AMOUNT	BOOK VALUE	US\$ MARKET	1ST PUR
176055	303	REG	AG0606123	FIRST NATIONAL BANK OF PANDORA	1.100	04/05/07	1.100	100,000.00	100,000.00	100,000.00	04/17/06
176056	303	REG	AG0606131	FIRST NATIONAL BANK OF PANDORA	1.100	04/05/07	1.100	18,000.00	18,000.00	18,000.00	04/17/06
176057	303	REG	AG0606149	FIRST NATIONAL BANK OF PANDORA	1.100	04/05/07	1.100	15,000.00	15,000.00	15,000.00	04/17/06
176058	303	REG	AG0606156	FIRST NATIONAL BANK OF PANDORA	1.100	04/05/07	1.100	12,116.61	12,116.61	12,116.61	04/17/06
176059	303	REG	AG0606164	FIRST NATIONAL BANK OF PANDORA	1.100	04/05/07	1.100	35,000.00	35,000.00	35,000.00	04/17/06
176067	303	REG	AG0606230	FIRST NATIONAL BANK OF PANDORA	1.100	04/05/07	1.100	20,000.00	20,000.00	20,000.00	04/17/06
176068	303	REG	AG0606248	FIRST NATIONAL BANK OF PANDORA	1.100	04/05/07	1.100	100,000.00	100,000.00	100,000.00	04/17/06
176070	303	REG	AG0606255	FIRST NATIONAL BANK OF PANDORA	1.100	04/05/07	1.100	8,500.00	8,500.00	8,500.00	04/17/06
176072	303	REG	AG0606271	FIRST NATIONAL BANK OF PANDORA	1.100	04/05/07	1.100	100,000.00	100,000.00	100,000.00	04/17/06
176073	303	REG	AG0606289	U.S. BANK, N.A.	1.100	04/05/07	1.100	40,000.00	40,000.00	40,000.00	04/17/06
176105	303	REG	AG0606297	PEOPLES BANK COMPANY	1.100	04/05/07	1.100	40,000.00	40,000.00	40,000.00	04/19/06
176107	303	REG	AG0606313	PEOPLES BANK COMPANY	1.100	04/05/07	1.100	14,000.00	14,000.00	14,000.00	04/19/06
176109	303	REG	AG0606339	PEOPLES BANK COMPANY	1.100	04/05/07	1.100	80,000.00	80,000.00	80,000.00	04/19/06
176110	303	REG	AG0606347	PEOPLES BANK COMPANY	1.100	04/05/07	1.100	100,000.00	100,000.00	100,000.00	04/19/06
176111	303	REG	AG0606354	PEOPLES BANK COMPANY	1.100	04/05/07	1.100	100,000.00	100,000.00	100,000.00	04/19/06
176112	303	REG	AG0606362	PEOPLES BANK COMPANY	1.100	04/05/07	1.100	100,000.00	100,000.00	100,000.00	04/19/06
176113	303	REG	AG0606370	PEOPLES BANK COMPANY	1.100	04/05/07	1.100	8,000.00	8,000.00	8,000.00	04/19/06
176114	303	REG	AG0606388	PEOPLES BANK COMPANY	1.100	04/05/07	1.100	30,000.00	30,000.00	30,000.00	04/19/06
176116	303	REG	AG0606404	PEOPLES BANK COMPANY	1.100	04/05/07	1.100	50,000.00	50,000.00	50,000.00	04/19/06
176117	303	REG	AG0606412	PEOPLES BANK COMPANY	1.100	04/05/07	1.100	37,888.23	37,888.23	37,888.23	04/19/06
176118	303	REG	AG0606420	PEOPLES BANK COMPANY	1.100	04/05/07	1.100	50,000.00	50,000.00	50,000.00	04/19/06
176119	303	REG	AG0606438	PEOPLES BANK COMPANY	1.100	04/05/07	1.100	100,000.00	100,000.00	100,000.00	04/19/06
176120	303	REG	AG0606446	PEOPLES BANK COMPANY	1.100	04/05/07	1.100	60,000.00	60,000.00	60,000.00	04/19/06
176121	303	REG	AG0606453	FIFTH THIRO BANK	1.100	04/05/07	1.100	90,000.00	90,000.00	90,000.00	04/19/06
176122	303	REG	AG0606461	FIFTH THIRO BANK	1.100	04/05/07	1.100	100,000.00	100,000.00	100,000.00	04/19/06
176123	303	REG	AG0606479	FIFTH THIRO BANK	1.100	04/05/07	1.100	100,000.00	100,000.00	100,000.00	04/19/06
176124	303	REG	AG0606487	FIFTH THIRO BANK	1.100	04/05/07	1.100	58,000.00	58,000.00	58,000.00	04/19/06
176125	303	REG	AG0606495	CLARKSBURG COMMERCIAL BANK	1.100	04/05/07	1.100	100,000.00	100,000.00	100,000.00	04/19/06
176126	303	REG	AG0606503	CLARKSBURG COMMERCIAL BANK	1.100	04/05/07	1.100	75,000.00	75,000.00	75,000.00	04/19/06
176127	303	REG	AG0606511	CLARKSBURG COMMERCIAL BANK	1.100	04/05/07	1.100	90,500.00	90,500.00	90,500.00	04/19/06
176128	303	REG	AG0606529	CLARKSBURG COMMERCIAL BANK	1.100	04/05/07	1.100	50,000.00	50,000.00	50,000.00	04/19/06
176129	303	REG	AG0606537	CLARKSBURG COMMERCIAL BANK	1.100	04/05/07	1.100	65,000.00	65,000.00	65,000.00	04/19/06
176130	303	REG	AG0606545	CLARKSBURG COMMERCIAL BANK	1.100	04/05/07	1.100	50,000.00	50,000.00	50,000.00	04/19/06
176167	303	REG	AG0606552	HUNTINGTON NATIONAL BANK, NA	1.100	04/05/07	1.100	12,000.00	12,000.00	12,000.00	04/20/06
176168	303	REG	AG0606560	HUNTINGTON NATIONAL BANK, NA	1.100	04/05/07	1.100	60,000.00	60,000.00	60,000.00	04/20/06
176169	303	REG	AG0606578	HUNTINGTON NATIONAL BANK, NA	1.100	04/05/07	1.100	50,000.00	50,000.00	50,000.00	04/20/06
176170	303	REG	AG0606586	HUNTINGTON NATIONAL BANK, NA	1.100	04/05/07	1.100	100,000.00	100,000.00	100,000.00	04/20/06
176171	303	REG	AG0606594	HUNTINGTON NATIONAL BANK, NA	1.100	04/05/07	1.100	60,000.00	60,000.00	60,000.00	04/20/06
176173	303	REG	AG0606602	HUNTINGTON NATIONAL BANK, NA	1.100	04/05/07	1.100	100,000.00	100,000.00	100,000.00	04/20/06
176174	303	REG	AG0606610	HUNTINGTON NATIONAL BANK, NA	1.100	04/05/07	1.100	100,000.00	100,000.00	100,000.00	04/20/06
176175	303	REG	AG0606628	HUNTINGTON NATIONAL BANK, NA	1.100	04/05/07	1.100	50,000.00	50,000.00	50,000.00	04/20/06
176177	303	REG	AG0606636	HUNTINGTON NATIONAL BANK, NA	1.100	04/05/07	1.100	20,000.00	20,000.00	20,000.00	04/20/06
176178	303	REG	AG0606644	HUNTINGTON NATIONAL BANK, NA	1.100	04/05/07	1.100	85,000.00	85,000.00	85,000.00	04/20/06
176179	303	REG	AG0606651	HUNTINGTON NATIONAL BANK, NA	1.100	04/05/07	1.100	100,000.00	100,000.00	100,000.00	04/20/06
176180	303	REG	AG0606677	HUNTINGTON NATIONAL BANK, NA	1.100	04/05/07	1.100	100,000.00	100,000.00	100,000.00	04/20/06
176181	303	REG	AG0606685	HUNTINGTON NATIONAL BANK, NA	1.100	04/05/07	1.100	100,000.00	100,000.00	100,000.00	04/20/06
176182	303	REG	AG0606693	HUNTINGTON NATIONAL BANK, NA	1.100	04/05/07	1.100	100,000.00	100,000.00	100,000.00	04/20/06
176183	303	REG	AG0606701	HUNTINGTON NATIONAL BANK, NA	1.100	04/05/07	1.100	100,000.00	100,000.00	100,000.00	04/20/06
176192	303	REG	AG0606719	HUNTINGTON NATIONAL BANK, NA	1.100	04/05/07	1.100	100,000.00	100,000.00	100,000.00	04/21/06
176196	303	REG	AG0606750	HUNTINGTON NATIONAL BANK, NA	1.100	04/05/07	1.100	100,000.00	100,000.00	100,000.00	04/21/06
176197	303	REG	AG0606786	HUNTINGTON NATIONAL BANK, NA	1.100	04/05/07	1.100	100,000.00	100,000.00	100,000.00	04/21/06
176199	303	REG	AG0606784	HUNTINGTON NATIONAL BANK, NA	1.100	04/05/07	1.100	100,000.00	100,000.00	100,000.00	04/21/06

PGM: INVS.MONTHEHD.INVENTORY
 SOURCE: VISUALIZED INVENTORY
 MODEL: INVENTORY
 BASIS: SETTLEMENT
 AS-OF: 3/30/07

RICHARD CORDRAY
 TREASURER, STATE OF OHIO
 INVESTMENT INVENTORY
 SETTLED POSITIONS AS OF: 03/30/07

INVEST#	FUND	GROUP	CUSIP	DESCRIPTION	RATE	MATURITY	YIELD	PAR AMOUNT	BOOK VALUE	USA MARKET	1ST PUR
176200	303	REG	AG0606792	HUNTINGTON NATIONAL BANK, NA	1.100	04/05/07	1.100	\$ 100,000.00	\$ 100,000.00		
176203	303	REG	AG0606818	HUNTINGTON NATIONAL BANK, NA	1.100	04/05/07	1.100	\$ 65,000.00	\$ 65,000.00		
176204	303	REG	AG0606826	NATIONAL BANK OF OAK HARBOR	1.100	04/05/07	1.100	\$ 50,000.00	\$ 50,000.00		
176205	303	REG	AG0606834	NATIONAL BANK OF OAK HARBOR	1.100	04/05/07	1.100	\$ 70,000.00	\$ 70,000.00		
176206	303	REG	AG0606842	NATIONAL BANK OF OAK HARBOR	1.100	04/05/07	1.100	\$ 85,000.00	\$ 85,000.00		
176207	303	REG	AG0606859	NATIONAL BANK OF OAK HARBOR	1.100	04/05/07	1.100	\$ 100,000.00	\$ 100,000.00		
176228	303	REG	AG0606883	HUNTINGTON NATIONAL BANK, NA	1.100	04/05/07	1.100	\$ 70,000.00	\$ 70,000.00		
176229	303	REG	AG0606891	HUNTINGTON NATIONAL BANK, NA	1.100	04/05/07	1.100	\$ 100,000.00	\$ 100,000.00		
176230	303	REG	AG0606909	HUNTINGTON NATIONAL BANK, NA	1.100	04/05/07	1.100	\$ 100,000.00	\$ 100,000.00		
176231	303	REG	AG0606917	HUNTINGTON NATIONAL BANK, NA	1.100	04/05/07	1.100	\$ 100,000.00	\$ 100,000.00		
176235	303	REG	AG0606941	CITIZENS BANKING COMPANY	1.100	04/05/07	1.100	\$ 80,000.00	\$ 80,000.00		
176251	303	REG	AG0606966	FIRST FINANCIAL BANK, NA	1.100	04/05/07	1.100	\$ 50,000.00	\$ 50,000.00		
176252	303	REG	AG0606974	FIRST FINANCIAL BANK, NA	1.100	04/05/07	1.100	\$ 70,000.00	\$ 70,000.00		
176253	303	REG	AG0606982	FIRST FINANCIAL BANK, NA	1.100	04/05/07	1.100	\$ 100,000.00	\$ 100,000.00		
176254	303	REG	AG0606990	FIRST FINANCIAL BANK, NA	1.100	04/05/07	1.100	\$ 100,000.00	\$ 100,000.00		
176255	303	REG	AG0607006	FIRST FINANCIAL BANK, NA	1.100	04/05/07	1.100	\$ 50,000.00	\$ 50,000.00		
176256	303	REG	AG0607014	FIRST FINANCIAL BANK, NA	1.100	04/05/07	1.100	\$ 100,000.00	\$ 100,000.00		
176257	303	REG	AG0607022	FIRST FINANCIAL BANK, NA	1.100	04/05/07	1.100	\$ 100,000.00	\$ 100,000.00		
176258	303	REG	AG0607030	SHERWOOD STATE BANK	1.100	04/05/07	1.100	\$ 100,000.00	\$ 100,000.00		
176305	303	REG	AG0607378	HUNTINGTON NATIONAL BANK, NA	1.100	04/05/07	1.100	\$ 50,000.00	\$ 50,000.00		
176306	303	REG	AG0607386	HUNTINGTON NATIONAL BANK, NA	1.100	04/05/07	1.100	\$ 100,000.00	\$ 100,000.00		
176307	303	REG	AG0607394	HUNTINGTON NATIONAL BANK, NA	1.100	04/05/07	1.100	\$ 75,000.00	\$ 75,000.00		
176308	303	REG	AG0607402	HUNTINGTON NATIONAL BANK, NA	1.100	04/05/07	1.100	\$ 65,000.00	\$ 65,000.00		
176309	303	REG	AG0607410	HUNTINGTON NATIONAL BANK, NA	1.100	04/05/07	1.100	\$ 28,000.00	\$ 28,000.00		
176316	303	REG	AG0607485	HUNTINGTON NATIONAL BANK, NA	1.100	04/05/07	1.100	\$ 63,000.00	\$ 63,000.00		
176320	303	REG	AG0607527	HUNTINGTON NATIONAL BANK, NA	1.100	04/05/07	1.100	\$ 90,000.00	\$ 90,000.00		
176321	303	REG	AG0607535	HUNTINGTON NATIONAL BANK, NA	1.100	04/05/07	1.100	\$ 100,000.00	\$ 100,000.00		
176323	303	REG	AG0607550	HUNTINGTON NATIONAL BANK, NA	1.100	04/05/07	1.100	\$ 30,000.00	\$ 30,000.00		
176340	303	REG	AG0607717	HUNTINGTON NATIONAL BANK, NA	1.100	04/05/07	1.100	\$ 100,000.00	\$ 100,000.00		
176342	303	REG	AG0607733	HUNTINGTON NATIONAL BANK, NA	1.100	04/05/07	1.100	\$ 100,000.00	\$ 100,000.00		
176343	303	REG	AG0607741	HUNTINGTON NATIONAL BANK, NA	1.100	04/05/07	1.100	\$ 100,000.00	\$ 100,000.00		
176346	303	REG	AG0607774	CITIZENS BANKING COMPANY	1.100	04/05/07	1.100	\$ 100,000.00	\$ 100,000.00		
176391	303	REG	AG0607782	UNION BANK COMPANY	1.100	04/05/07	1.100	\$ 75,000.00	\$ 75,000.00		
176392	303	REG	AG0607790	UNION BANK COMPANY	1.100	04/05/07	1.100	\$ 100,000.00	\$ 100,000.00		
176393	303	REG	AG0607808	UNION BANK COMPANY	1.100	04/05/07	1.100	\$ 100,000.00	\$ 100,000.00		
176394	303	REG	AG0607816	UNION BANK COMPANY	1.100	04/05/07	1.100	\$ 100,000.00	\$ 100,000.00		
176395	303	REG	AG0607824	UNION BANK COMPANY	1.100	04/05/07	1.100	\$ 100,000.00	\$ 100,000.00		
176396	303	REG	AG0607832	UNION BANK COMPANY	1.100	04/05/07	1.100	\$ 30,000.00	\$ 30,000.00		
176397	303	REG	AG0607840	UNION BANK COMPANY	1.100	04/05/07	1.100	\$ 80,000.00	\$ 80,000.00		
176398	303	REG	AG0607857	UNION BANK COMPANY	1.100	04/05/07	1.100	\$ 100,000.00	\$ 100,000.00		
176399	303	REG	AG0607865	UNION BANK COMPANY	1.100	04/05/07	1.100	\$ 50,400.00	\$ 50,400.00		
176400	303	REG	AG0607873	UNION BANK COMPANY	1.100	04/05/07	1.100	\$ 100,000.00	\$ 100,000.00		
176401	303	REG	AG0607881	UNION BANK COMPANY	1.100	04/05/07	1.100	\$ 100,000.00	\$ 100,000.00		
176402	303	REG	AG0607899	UNION BANK COMPANY	1.100	04/05/07	1.100	\$ 50,000.00	\$ 50,000.00		
176403	303	REG	AG0607907	UNION BANK COMPANY	1.100	04/05/07	1.100	\$ 100,000.00	\$ 100,000.00		
176404	303	REG	AG0607915	UNION BANK COMPANY	1.100	04/05/07	1.100	\$ 50,000.00	\$ 50,000.00		
176405	303	REG	AG0607923	UNION BANK COMPANY	1.100	04/05/07	1.100	\$ 15,000.00	\$ 15,000.00		
176406	303	REG	AG0607931	UNION BANK COMPANY	1.100	04/05/07	1.100	\$ 20,000.00	\$ 20,000.00		
176407	303	REG	AG0607949	UNION BANK COMPANY	1.100	04/05/07	1.100	\$ 100,000.00	\$ 100,000.00		
176408	303	REG	AG0607956	UNION BANK COMPANY	1.100	04/05/07	1.100	\$ 100,000.00	\$ 100,000.00		
176409	303	REG	AG0607964	UNION BANK COMPANY	1.100	04/05/07	1.100	\$ 100,000.00	\$ 100,000.00		

PGM: INVS_MONTHEND_INVENTORY
 SOURCE: VISUALIZED
 MODEL: INVENTORY
 BASIS: SETTLEMENT
 AS-OF: 3/30/07

RICHARD CORORAY
 TREASURER, STATE OF OHIO
 INVESTMENT INVENTORY
 SETTLED POSITIONS AS OF: 03/30/07

INVT#	FUND	GROUP	CUSIP	DESCRIPTION	RATE	MATURITY	YIELD	PAR AMOUNT	BOOK VALUE	US\$ MARKET	1ST PR
176410	303	REG	AG0607972	UNION BANK COMPANY	1.100	04/05/07	1.100	\$ 100,000.00	\$ 100,000.00	100,000.00	05/01/06
176411	303	REG	AG0607980	UNION BANK COMPANY	1.100	04/05/07	1.100	\$ 100,000.00	\$ 100,000.00	100,000.00	05/01/06
176412	303	REG	AG0607998	UNION BANK COMPANY	1.100	04/05/07	1.100	\$ 35,000.00	\$ 35,000.00	35,000.00	05/01/06
176413	303	REG	AG0608004	UNION BANK COMPANY	1.100	04/05/07	1.100	\$ 100,000.00	\$ 100,000.00	100,000.00	05/01/06
176414	303	REG	AG0608012	UNION BANK COMPANY	1.100	04/05/07	1.100	\$ 100,000.00	\$ 100,000.00	100,000.00	05/01/06
176415	303	REG	AG0608020	UNION BANK COMPANY	1.100	04/05/07	1.100	\$ 100,000.00	\$ 100,000.00	100,000.00	05/01/06
176416	303	REG	AG0608038	UNION BANK COMPANY	1.100	04/05/07	1.100	\$ 100,000.00	\$ 100,000.00	100,000.00	05/01/06
176417	303	REG	AG0608046	UNION BANK COMPANY	1.100	04/05/07	1.100	\$ 100,000.00	\$ 100,000.00	100,000.00	05/01/06
176418	303	REG	AG0608053	UNION BANK COMPANY	1.100	04/05/07	1.100	\$ 100,000.00	\$ 100,000.00	100,000.00	05/01/06
176419	303	REG	AG0608061	UNION BANK COMPANY	1.100	04/05/07	1.100	\$ 50,000.00	\$ 50,000.00	50,000.00	05/01/06
176420	303	REG	AG0608079	UNION BANK COMPANY	1.100	04/05/07	1.100	\$ 100,000.00	\$ 100,000.00	100,000.00	05/01/06
176421	303	REG	AG0608087	UNION BANK COMPANY	1.100	04/05/07	1.100	\$ 30,000.00	\$ 30,000.00	30,000.00	05/01/06
176422	303	REG	AG0608095	UNION BANK COMPANY	1.100	04/05/07	1.100	\$ 100,000.00	\$ 100,000.00	100,000.00	05/01/06
176423	303	REG	AG0608103	HUNTINGTON NATIONAL BANK, NA	1.100	04/05/07	1.100	\$ 100,000.00	\$ 100,000.00	100,000.00	05/01/06
176424	303	REG	AG0608111	HUNTINGTON NATIONAL BANK, NA	1.100	04/05/07	1.100	\$ 20,000.00	\$ 20,000.00	20,000.00	05/01/06
176425	303	REG	AG0608129	HUNTINGTON NATIONAL BANK, NA	1.100	04/05/07	1.100	\$ 100,000.00	\$ 100,000.00	100,000.00	05/01/06
176426	303	REG	AG0608137	HUNTINGTON NATIONAL BANK, NA	1.100	04/05/07	1.100	\$ 100,000.00	\$ 100,000.00	100,000.00	05/01/06
176427	303	REG	AG0608145	HUNTINGTON NATIONAL BANK, NA	1.100	04/05/07	1.100	\$ 100,000.00	\$ 100,000.00	100,000.00	05/01/06
176435	303	REG	AG0608152	HUNTINGTON NATIONAL BANK, NA	1.100	04/05/07	1.100	\$ 15,000.00	\$ 15,000.00	15,000.00	05/01/06
176437	303	REG	AG0608160	NATIONAL CITY BANK	1.100	04/05/07	1.100	\$ 80,000.00	\$ 80,000.00	80,000.00	05/02/06
176439	303	REG	AG0608178	NATIONAL CITY BANK	1.100	04/05/07	1.100	\$ 100,000.00	\$ 100,000.00	100,000.00	05/02/06
176441	303	REG	AG0608186	NATIONAL CITY BANK	1.100	04/05/07	1.100	\$ 100,000.00	\$ 100,000.00	100,000.00	05/02/06
176442	303	REG	AG0608194	NATIONAL CITY BANK	1.100	04/05/07	1.100	\$ 55,000.00	\$ 55,000.00	55,000.00	05/02/06
176443	303	REG	AG0608202	NATIONAL CITY BANK	1.100	04/05/07	1.100	\$ 100,000.00	\$ 100,000.00	100,000.00	05/02/06
176444	303	REG	AG0608210	NATIONAL CITY BANK	1.100	04/05/07	1.100	\$ 100,000.00	\$ 100,000.00	100,000.00	05/02/06
176445	303	REG	AG0608228	NATIONAL CITY BANK	1.100	04/05/07	1.100	\$ 35,000.00	\$ 35,000.00	35,000.00	05/02/06
176446	303	REG	AG0608236	NATIONAL CITY BANK	1.100	04/05/07	1.100	\$ 25,000.00	\$ 25,000.00	25,000.00	05/02/06
176447	303	REG	AG0608244	NATIONAL CITY BANK	1.100	04/05/07	1.100	\$ 100,000.00	\$ 100,000.00	100,000.00	05/02/06
176448	303	REG	AG0608251	NATIONAL CITY BANK	1.100	04/05/07	1.100	\$ 50,000.00	\$ 50,000.00	50,000.00	05/02/06
176449	303	REG	AG0608269	NATIONAL CITY BANK	1.100	04/05/07	1.100	\$ 100,000.00	\$ 100,000.00	100,000.00	05/02/06
176450	303	REG	AG0608277	NATIONAL CITY BANK	1.100	04/05/07	1.100	\$ 75,000.00	\$ 75,000.00	75,000.00	05/02/06
176451	303	REG	AG0608285	NATIONAL CITY BANK	1.100	04/05/07	1.100	\$ 100,000.00	\$ 100,000.00	100,000.00	05/02/06
176452	303	REG	AG0608293	NATIONAL CITY BANK	1.100	04/05/07	1.100	\$ 100,000.00	\$ 100,000.00	100,000.00	05/02/06
176453	303	REG	AG0608301	NATIONAL CITY BANK	1.100	04/05/07	1.100	\$ 47,000.00	\$ 47,000.00	47,000.00	05/02/06
176454	303	REG	AG0608319	NATIONAL CITY BANK	1.100	04/05/07	1.100	\$ 100,000.00	\$ 100,000.00	100,000.00	05/02/06
176455	303	REG	AG0608327	NATIONAL CITY BANK	1.100	04/05/07	1.100	\$ 65,000.00	\$ 65,000.00	65,000.00	05/02/06
176456	303	REG	AG0608335	NATIONAL CITY BANK	1.100	04/05/07	1.100	\$ 100,000.00	\$ 100,000.00	100,000.00	05/02/06
176554	303	REG	AG0608343	NORTH VALLEY BANK	1.100	04/05/07	1.100	\$ 40,000.00	\$ 40,000.00	40,000.00	05/02/06
176555	303	REG	AG0608350	NORTH VALLEY BANK	1.100	04/05/07	1.100	\$ 100,000.00	\$ 100,000.00	100,000.00	05/09/06
176556	303	REG	AG0608368	NORTH VALLEY BANK	1.100	04/05/07	1.100	\$ 100,000.00	\$ 100,000.00	100,000.00	05/09/06
176557	303	REG	AG0608376	NORTH VALLEY BANK	1.100	04/05/07	1.100	\$ 100,000.00	\$ 100,000.00	100,000.00	05/09/06
176558	303	REG	AG0608384	NORTH VALLEY BANK	1.100	04/05/07	1.100	\$ 25,000.00	\$ 25,000.00	25,000.00	05/09/06
176559	303	REG	AG0608392	NORTH VALLEY BANK	1.100	04/05/07	1.100	\$ 100,000.00	\$ 100,000.00	100,000.00	05/09/06
176560	303	REG	AG0608400	NORTH VALLEY BANK	1.100	04/05/07	1.100	\$ 50,000.00	\$ 50,000.00	50,000.00	05/09/06
176561	303	REG	AG0608418	NORTH VALLEY BANK	1.100	04/05/07	1.100	\$ 100,000.00	\$ 100,000.00	100,000.00	05/09/06
176562	303	REG	AG0608434	HUNTINGTON NATIONAL BANK, NA	1.100	04/05/07	1.100	\$ 100,000.00	\$ 100,000.00	100,000.00	05/11/06
176619	303	REG	AG0608442	HUNTINGTON NATIONAL BANK, NA	1.100	04/05/07	1.100	\$ 100,000.00	\$ 100,000.00	100,000.00	05/11/06
176620	303	REG	AG0608467	HUNTINGTON NATIONAL BANK, NA	1.100	04/05/07	1.100	\$ 100,000.00	\$ 100,000.00	100,000.00	05/15/06
176621	303	REG	AG0608475	SKY BANK, SALINEVILLE	1.100	04/05/07	1.100	\$ 100,000.00	\$ 100,000.00	100,000.00	05/15/06
176622	303	REG	AG0608483	SKY BANK, SALINEVILLE	1.100	04/05/07	1.100	\$ 50,000.00	\$ 50,000.00	50,000.00	05/15/06
176623	303	REG	AG0608491	SKY BANK, SALINEVILLE	1.100	04/05/07	1.100	\$ 100,000.00	\$ 100,000.00	100,000.00	05/15/06
176623	303	REG	AG0608509	SKY BANK, SALINEVILLE	1.100	04/05/07	1.100	\$ 50,000.00	\$ 50,000.00	50,000.00	05/15/06

PGM: INVS.MONTHERO.INVENTORY
 SOURCE: VISIQAEO
 MODEL: INVENTORY
 BASIS: SETTLEMENT
 AS-OF: 3/30/07

RICHARD CORRAY
 TREASURER, STATE OF OHIO
 INVESTMENT INVENTORY
 SETTLED POSITIONS AS OF: 03/30/07

INVT#	FUND	GROUP	CUSIP	DESCRIPTION	RATE	MATURITY	YIELD	PAR AMOUNT	BOOK VALUE	US MARKET	IST PUR
176624	303	REG	AG0608517	SKY BANK, SALINEVILLE	1.100	04/05/07	1.100	\$ 100,000.00	\$ 100,000.00	\$ 100,000.00	05/15/06
176625	303	REG	AG0608525	SKY BANK, SALINEVILLE	1.100	04/05/07	1.100	\$ 100,000.00	\$ 100,000.00	\$ 100,000.00	05/15/06
176626	303	REG	AG0608533	SKY BANK, SALINEVILLE	1.100	04/05/07	1.100	\$ 100,000.00	\$ 100,000.00	\$ 100,000.00	05/15/06
176627	303	REG	AG0608541	SKY BANK, SALINEVILLE	1.100	04/05/07	1.100	\$ 100,000.00	\$ 100,000.00	\$ 100,000.00	05/15/06
176628	303	REG	AG0608558	SKY BANK, SALINEVILLE	1.100	04/05/07	1.100	\$ 100,000.00	\$ 100,000.00	\$ 100,000.00	05/15/06
176629	303	REG	AG0608566	SKY BANK, SALINEVILLE	1.100	04/05/07	1.100	\$ 100,000.00	\$ 100,000.00	\$ 100,000.00	05/15/06
176630	303	REG	AG0608574	SKY BANK, SALINEVILLE	1.100	04/05/07	1.100	\$ 100,000.00	\$ 100,000.00	\$ 100,000.00	05/15/06
176631	303	REG	AG0608582	SKY BANK, SALINEVILLE	1.100	04/05/07	1.100	\$ 100,000.00	\$ 100,000.00	\$ 100,000.00	05/15/06
176632	303	REG	AG0608590	SKY BANK, SALINEVILLE	1.100	04/05/07	1.100	\$ 100,000.00	\$ 100,000.00	\$ 100,000.00	05/15/06
176633	303	REG	AG0608608	SKY BANK, SALINEVILLE	1.100	04/05/07	1.100	\$ 100,000.00	\$ 100,000.00	\$ 100,000.00	05/15/06
176634	303	REG	AG0608616	SKY BANK, SALINEVILLE	1.100	04/05/07	1.100	\$ 100,000.00	\$ 100,000.00	\$ 100,000.00	05/15/06
176635	303	REG	AG0608624	SKY BANK, SALINEVILLE	1.100	04/05/07	1.100	\$ 100,000.00	\$ 100,000.00	\$ 100,000.00	05/15/06
176636	303	REG	AG0608632	SKY BANK, SALINEVILLE	1.100	04/05/07	1.100	\$ 100,000.00	\$ 100,000.00	\$ 100,000.00	05/15/06
176637	303	REG	AG0608640	SKY BANK, SALINEVILLE	1.100	04/05/07	1.100	\$ 100,000.00	\$ 100,000.00	\$ 100,000.00	05/15/06
176638	303	REG	AG0608657	SKY BANK, SALINEVILLE	1.100	04/05/07	1.100	\$ 100,000.00	\$ 100,000.00	\$ 100,000.00	05/15/06
176639	303	REG	AG0608665	SKY BANK, SALINEVILLE	1.100	04/05/07	1.100	\$ 100,000.00	\$ 100,000.00	\$ 100,000.00	05/15/06
176640	303	REG	AG0608673	SKY BANK, SALINEVILLE	1.100	04/05/07	1.100	\$ 100,000.00	\$ 100,000.00	\$ 100,000.00	05/15/06
176641	303	REG	AG0608681	SKY BANK, SALINEVILLE	1.100	04/05/07	1.100	\$ 100,000.00	\$ 100,000.00	\$ 100,000.00	05/15/06
176642	303	REG	AG0608689	SKY BANK, SALINEVILLE	1.100	04/05/07	1.100	\$ 100,000.00	\$ 100,000.00	\$ 100,000.00	05/15/06
176643	303	REG	AG0608707	SKY BANK, SALINEVILLE	1.100	04/05/07	1.100	\$ 100,000.00	\$ 100,000.00	\$ 100,000.00	05/15/06
176644	303	REG	AG0608715	SKY BANK, SALINEVILLE	1.100	04/05/07	1.100	\$ 100,000.00	\$ 100,000.00	\$ 100,000.00	05/15/06
176645	303	REG	AG0608723	SKY BANK, SALINEVILLE	1.100	04/05/07	1.100	\$ 100,000.00	\$ 100,000.00	\$ 100,000.00	05/15/06
176646	303	REG	AG0608731	SKY BANK, SALINEVILLE	1.100	04/05/07	1.100	\$ 100,000.00	\$ 100,000.00	\$ 100,000.00	05/15/06
176647	303	REG	AG0608749	SKY BANK, SALINEVILLE	1.100	04/05/07	1.100	\$ 100,000.00	\$ 100,000.00	\$ 100,000.00	05/15/06
176648	303	REG	AG0608756	SKY BANK, SALINEVILLE	1.100	04/05/07	1.100	\$ 100,000.00	\$ 100,000.00	\$ 100,000.00	05/15/06
176649	303	REG	AG0608764	SKY BANK, SALINEVILLE	1.100	04/05/07	1.100	\$ 100,000.00	\$ 100,000.00	\$ 100,000.00	05/15/06
176650	303	REG	AG0608772	SKY BANK, SALINEVILLE	1.100	04/05/07	1.100	\$ 100,000.00	\$ 100,000.00	\$ 100,000.00	05/15/06
176651	303	REG	AG0608780	SKY BANK, SALINEVILLE	1.100	04/05/07	1.100	\$ 100,000.00	\$ 100,000.00	\$ 100,000.00	05/15/06
176652	303	REG	AG0608798	SKY BANK, SALINEVILLE	1.100	04/05/07	1.100	\$ 100,000.00	\$ 100,000.00	\$ 100,000.00	05/15/06
176653	303	REG	AG0608806	SKY BANK, SALINEVILLE	1.100	04/05/07	1.100	\$ 100,000.00	\$ 100,000.00	\$ 100,000.00	05/15/06
176654	303	REG	AG0608814	SKY BANK, SALINEVILLE	1.100	04/05/07	1.100	\$ 100,000.00	\$ 100,000.00	\$ 100,000.00	05/15/06
176655	303	REG	AG0608822	SKY BANK, SALINEVILLE	1.100	04/05/07	1.100	\$ 100,000.00	\$ 100,000.00	\$ 100,000.00	05/15/06
176674	303	REG	AG0608830	NATIONAL CITY BANK	1.100	04/05/07	1.100	\$ 90,000.00	\$ 90,000.00	\$ 90,000.00	05/15/06
176675	303	REG	AG0608848	NATIONAL CITY BANK	1.100	04/05/07	1.100	\$ 50,000.00	\$ 50,000.00	\$ 50,000.00	05/15/06
176676	303	REG	AG0608855	NATIONAL CITY BANK	1.100	04/05/07	1.100	\$ 30,000.00	\$ 30,000.00	\$ 30,000.00	05/15/06
176677	303	REG	AG0608863	NATIONAL CITY BANK	1.100	04/05/07	1.100	\$ 20,000.00	\$ 20,000.00	\$ 20,000.00	05/15/06
176678	303	REG	AG0608871	NATIONAL CITY BANK	1.100	04/05/07	1.100	\$ 80,000.00	\$ 80,000.00	\$ 80,000.00	05/15/06
176679	303	REG	AG0608889	NATIONAL CITY BANK	1.100	04/05/07	1.100	\$ 35,000.00	\$ 35,000.00	\$ 35,000.00	05/15/06
176708	303	REG	AG0608897	HUNTINGTON NATIONAL BANK, NA	1.100	04/05/07	1.100	\$ 40,000.00	\$ 40,000.00	\$ 40,000.00	05/15/06
176721	303	REG	AG0608905	OAK HILL BANKS	1.100	04/05/07	1.100	\$ 40,000.00	\$ 40,000.00	\$ 40,000.00	05/15/06
176840	303	REG	AG0608921	NATIONAL CITY BANK	1.100	04/05/07	1.100	\$ 100,000.00	\$ 100,000.00	\$ 100,000.00	05/15/06
177007	303	REG	AG0608936	WELLS FARGO BANK OHIO, NA	1.100	04/05/07	1.100	\$ 50,000.00	\$ 50,000.00	\$ 50,000.00	06/14/06
177011	303	REG	AG0609036	WELLS FARGO BANK OHIO, NA	1.100	04/05/07	1.100	\$ 60,000.00	\$ 60,000.00	\$ 60,000.00	06/14/06
177015	303	REG	AG0609077	WELLS FARGO BANK OHIO, NA	1.100	04/05/07	1.100	\$ 40,000.00	\$ 40,000.00	\$ 40,000.00	06/14/06
177019	303	REG	AG0609101	WELLS FARGO BANK OHIO, NA	1.100	04/05/07	1.100	\$ 100,000.00	\$ 100,000.00	\$ 100,000.00	06/14/06
177022	303	REG	AG0609135	WELLS FARGO BANK OHIO, NA	1.100	04/05/07	1.100	\$ 30,000.00	\$ 30,000.00	\$ 30,000.00	06/14/06
177023	303	REG	AG0609143	WELLS FARGO BANK OHIO, NA	1.100	04/05/07	1.100	\$ 30,000.00	\$ 30,000.00	\$ 30,000.00	06/14/06
177144	303	REG	AG0609150	CORTLAND SAVINGS & BANKING CO	1.100	04/05/07	1.100	\$ 100,000.00	\$ 100,000.00	\$ 100,000.00	06/28/06
177166	303	REG	AG0609184	APPLE CREEK BANKING COMPANY	1.100	04/05/07	1.100	\$ 100,000.00	\$ 100,000.00	\$ 100,000.00	06/28/06
177210	303	REG	AG0609192	U.S. BANK, NA	1.100	04/05/07	1.100	\$ 100,000.00	\$ 100,000.00	\$ 100,000.00	06/28/06
								\$ 60,781,190.75	\$ 60,781,190.75	\$ 60,781,190.75	

PGM: INVS_MONTHEEND_INVENTORY
 SOURCE: VISUALIZED
 MODEL: INVENTORY
 BASIS: SETTLEMENT
 AS-OF: 3/30/07

RICHARD CORDRAY
 TREASURER, STATE OF OHIO
 INVESTMENT INVENTORY
 SETTLED POSITIONS AS OF: 03/30/07

INVT#	FUND	GROUP	CUSIP	DESCRIPTION	RATE	MATURITY	YIELD	PAR AMOUNT	BODY VALUE	US\$ MARKET	1ST PUR
178369	303	REG	LD07B0531	FIFTH THIRD BANK	5.020	04/04/07	5.010	\$ 5,000,000.00	\$ 5,000,000.00	\$ 5,000,000.00	10/04/06
178371	303	REG	LD07B0549	P N C BANK,NA	5.010	04/04/07	5.010	\$ 1,200,000.00	\$ 1,200,000.00	\$ 1,200,000.00	10/04/06
178372	303	REG	LD07B0556	HENRY COUNTY BANK	5.012	04/04/07	5.012	\$ 3,000,000.00	\$ 3,000,000.00	\$ 3,000,000.00	10/04/06
178373	303	REG	LD07B0564	FIRSTMERIT BANK, NA	5.015	04/04/07	5.015	\$ 5,000,000.00	\$ 5,000,000.00	\$ 5,000,000.00	10/04/06
178374	303	REG	LD07B0572	NORTH SIDE BANK & TRUST	5.010	04/04/07	5.010	\$ 5,000,000.00	\$ 5,000,000.00	\$ 5,000,000.00	10/04/06
178375	303	REG	LD07B0580	ADVANTAGE BANK	5.010	04/04/07	5.010	\$ 5,000,000.00	\$ 5,000,000.00	\$ 5,000,000.00	10/04/06
178376	303	REG	LD07B0598	OLD FORT BANKING COMPANY	5.010	04/04/07	5.010	\$ 2,500,000.00	\$ 2,500,000.00	\$ 2,500,000.00	10/04/06
178377	303	REG	LD07B0606	OLD FORT BANKING COMPANY	5.010	04/04/07	5.010	\$ 2,500,000.00	\$ 2,500,000.00	\$ 2,500,000.00	10/04/06
178378	303	REG	LD07B0614	CHAMPAGN NATIONAL BANK	5.010	04/04/07	5.010	\$ 800,000.00	\$ 800,000.00	\$ 800,000.00	10/04/06
178379	303	REG	LD07B0622	PEOPLES BANK, NA	5.011	04/04/07	5.011	\$ 1,000,000.00	\$ 1,000,000.00	\$ 1,000,000.00	10/04/06
178380	303	REG	LD07B0630	HEARTLAND BANK	5.010	04/04/07	5.010	\$ 1,000,000.00	\$ 1,000,000.00	\$ 1,000,000.00	10/04/06
178381	303	REG	LD07B0648	HEARTLAND BANK	5.010	04/04/07	5.010	\$ 1,000,000.00	\$ 1,000,000.00	\$ 1,000,000.00	10/04/06
178382	303	REG	LD07B0655	HEARTLAND BANK	5.010	04/04/07	5.010	\$ 1,000,000.00	\$ 1,000,000.00	\$ 1,000,000.00	10/04/06
178383	303	REG	LD07B0663	HEARTLAND BANK	5.010	04/04/07	5.010	\$ 1,000,000.00	\$ 1,000,000.00	\$ 1,000,000.00	10/04/06
178384	303	REG	LD07B0671	HEARTLAND BANK	5.010	04/04/07	5.010	\$ 1,000,000.00	\$ 1,000,000.00	\$ 1,000,000.00	10/04/06
178385	303	REG	LD07B0689	FIRST PLACE BANK	5.028	04/04/07	5.028	\$ 5,000,000.00	\$ 5,000,000.00	\$ 5,000,000.00	10/04/06
178386	303	REG	LD07B0697	U.S. BANK, NA	5.028	04/04/07	5.028	\$ 5,000,000.00	\$ 5,000,000.00	\$ 5,000,000.00	10/04/06
178780	303	REG	LD07B0705	FIFTH THIRD BANK	5.170	05/02/07	5.170	\$ 5,000,000.00	\$ 5,000,000.00	\$ 5,000,000.00	11/08/06
178781	303	REG	LD07B0713	HENRY COUNTY BANK	5.179	05/02/07	5.179	\$ 1,000,000.00	\$ 1,000,000.00	\$ 1,000,000.00	11/08/06
178783	303	REG	LD07B0721	FIRSTMERIT BANK, NA	5.162	05/02/07	5.162	\$ 2,000,000.00	\$ 2,000,000.00	\$ 2,000,000.00	11/08/06
178784	303	REG	LD07B0739	FIRSTMERIT BANK, NA	5.160	05/02/07	5.160	\$ 5,000,000.00	\$ 5,000,000.00	\$ 5,000,000.00	11/08/06
178785	303	REG	LD07B0747	KEYBANK,NA	5.179	05/02/07	5.179	\$ 5,000,000.00	\$ 5,000,000.00	\$ 5,000,000.00	11/08/06
178786	303	REG	LD07B0754	NORTH SIDE BANK & TRUST	5.160	05/02/07	5.160	\$ 5,000,000.00	\$ 5,000,000.00	\$ 5,000,000.00	11/08/06
178787	303	REG	LD07B0762	OLD FORT BANKING COMPANY	5.170	05/02/07	5.170	\$ 1,800,000.00	\$ 1,800,000.00	\$ 1,800,000.00	11/08/06
178788	303	REG	LD07B0770	OLD FORT BANKING COMPANY	5.160	05/02/07	5.160	\$ 1,700,000.00	\$ 1,700,000.00	\$ 1,700,000.00	11/08/06
178789	303	REG	LD07B0788	GREENVILLE FEDERAL S&L ASSOC.	5.169	05/02/07	5.169	\$ 2,000,000.00	\$ 2,000,000.00	\$ 2,000,000.00	11/08/06
178790	303	REG	LD07B0796	ARLINGTON BANK	5.171	05/02/07	5.171	\$ 1,000,000.00	\$ 1,000,000.00	\$ 1,000,000.00	11/08/06
178791	303	REG	LD07B0804	ANTWERP EXCHANGE BANK COMPANY	5.171	05/02/07	5.171	\$ 500,000.00	\$ 500,000.00	\$ 500,000.00	11/08/06
178792	303	REG	LD07B0812	PEOPLES BANK, NA	5.161	05/02/07	5.161	\$ 5,000,000.00	\$ 5,000,000.00	\$ 5,000,000.00	11/08/06
178793	303	REG	LD07B0820	HEARTLAND BANK	5.160	05/02/07	5.160	\$ 1,000,000.00	\$ 1,000,000.00	\$ 1,000,000.00	11/08/06
178795	303	REG	LD07B0838	HEARTLAND BANK	5.160	05/02/07	5.160	\$ 1,000,000.00	\$ 1,000,000.00	\$ 1,000,000.00	11/08/06
178796	303	REG	LD07B0846	HEARTLAND BANK	5.160	05/02/07	5.160	\$ 1,000,000.00	\$ 1,000,000.00	\$ 1,000,000.00	11/08/06
178797	303	REG	LD07B0853	HEARTLAND BANK	5.160	05/02/07	5.160	\$ 1,000,000.00	\$ 1,000,000.00	\$ 1,000,000.00	11/08/06
178798	303	REG	LD07B0861	HEARTLAND BANK	5.160	05/02/07	5.160	\$ 1,000,000.00	\$ 1,000,000.00	\$ 1,000,000.00	11/08/06
178799	303	REG	LD07B0879	FIRST PLACE BANK	5.172	05/02/07	5.172	\$ 5,000,000.00	\$ 5,000,000.00	\$ 5,000,000.00	11/08/06
178800	303	REG	LD07B0887	U.S. BANK, NA	5.168	05/02/07	5.168	\$ 5,000,000.00	\$ 5,000,000.00	\$ 5,000,000.00	11/08/06
179179	303	REG	LD07B0935	FIFTH THIRD BANK	5.010	06/06/07	5.010	\$ 5,000,000.00	\$ 5,000,000.00	\$ 5,000,000.00	12/06/06
179180	303	REG	LD07B0933	FIFTH THIRD BANK	5.050	06/06/07	5.050	\$ 5,000,000.00	\$ 5,000,000.00	\$ 5,000,000.00	12/06/06
179181	303	REG	LD07B0911	CITIZENS BANK OF ASHVILLE	5.015	06/06/07	5.015	\$ 5,000,000.00	\$ 5,000,000.00	\$ 5,000,000.00	12/06/06
179182	303	REG	LD07B0929	CITIZENS BANK OF ASHVILLE	6.015	06/06/07	5.015	\$ 500,000.00	\$ 500,000.00	\$ 500,000.00	12/06/06
179183	303	REG	LD07B0937	HENRY COUNTY BANK	5.000	06/06/07	5.000	\$ 5,000,000.00	\$ 5,000,000.00	\$ 5,000,000.00	12/06/06
179184	303	REG	LD07B0945	FIRSTMERIT BANK, NA	5.000	06/06/07	5.000	\$ 5,000,000.00	\$ 5,000,000.00	\$ 5,000,000.00	12/06/06
179185	303	REG	LD07B0952	ADVANTAGE BANK	5.050	06/06/07	5.050	\$ 5,000,000.00	\$ 5,000,000.00	\$ 5,000,000.00	12/06/06
179186	303	REG	LD07B0960	OLD FORT BANKING COMPANY	5.000	06/06/07	5.000	\$ 2,500,000.00	\$ 2,500,000.00	\$ 2,500,000.00	12/06/06
179187	303	REG	LD07B0978	OLD FORT BANKING COMPANY	5.000	06/06/07	5.000	\$ 2,500,000.00	\$ 2,500,000.00	\$ 2,500,000.00	12/06/06
179188	303	REG	LD07B0986	GREENVILLE FEDERAL S&L ASSOC.	5.001	06/06/07	5.001	\$ 1,000,000.00	\$ 1,000,000.00	\$ 1,000,000.00	12/06/06
179189	303	REG	LD07B0994	ANTWERP EXCHANGE BANK COMPANY	5.011	06/06/07	5.011	\$ 500,000.00	\$ 500,000.00	\$ 500,000.00	12/06/06
179190	303	REG	LD07B1000	PEOPLES BANK, NA	5.002	06/06/07	5.002	\$ 5,000,000.00	\$ 5,000,000.00	\$ 5,000,000.00	12/06/06
179191	303	REG	LD07B1018	SKY BANK, SAUNIEVILLE	5.000	06/06/07	5.000	\$ 5,000,000.00	\$ 5,000,000.00	\$ 5,000,000.00	12/06/06
179192	303	REG	LD07B1026	HEARTLAND BANK	5.000	06/06/07	5.000	\$ 1,000,000.00	\$ 1,000,000.00	\$ 1,000,000.00	12/06/06
179193	303	REG	LD07B1034	HEARTLAND BANK	5.000	06/06/07	5.000	\$ 1,000,000.00	\$ 1,000,000.00	\$ 1,000,000.00	12/06/06
179194	303	REG	LD07B1042	U.S. BANK, NA	5.000	06/06/07	5.000	\$ 5,000,000.00	\$ 5,000,000.00	\$ 5,000,000.00	12/06/06

PGM: INVS_MONTHEND_INVENTORY
 SOURCE: VISUALIZED
 MODEL: INVENTORY
 BASIS: SETTLEMENT
 AS-OF: 3/30/07

RICHARD CORDRAY
 TREASURER, STATE OF OHIO
 INVESTMENT INVENTORY
 SETTLED POSITIONS AS OF: 03/30/07

INVT#	FUND	GROUP	CUSIP	DESCRIPTION	RATE	MATURITY	YIELD	PAR AMOUNT	BOOK VALUE	US\$ MARKET	1ST PUR
179435	303	REG	LD07B1059	FIFTH THIRD BANK	5.090	07/05/07	5.090	\$ 5,000,000.00	\$ 5,000,000.00	\$ 5,000,000.00	01/03/07
179436	303	REG	LD07B1067	FIFTH THIRD BANK	5.091	07/05/07	5.091	\$ 7,200,000.00	\$ 7,200,000.00	\$ 7,200,000.00	01/03/07
179437	303	REG	LD07B1075	CITIZENS BANK OF ASHVILLE	5.083	07/05/07	5.083	\$ 500,000.00	\$ 500,000.00	\$ 500,000.00	01/03/07
179438	303	REG	LD07B1083	CITIZENS BANK OF ASHVILLE	5.082	07/05/07	5.082	\$ 500,000.00	\$ 500,000.00	\$ 500,000.00	01/03/07
179439	303	REG	LD07B1091	CITIZENS BANK OF ASHVILLE	5.081	07/05/07	5.081	\$ 500,000.00	\$ 500,000.00	\$ 500,000.00	01/03/07
179440	303	REG	LD07B1109	CITIZENS BANK OF ASHVILLE	5.080	07/05/07	5.080	\$ 500,000.00	\$ 500,000.00	\$ 500,000.00	01/03/07
179441	303	REG	LD07B1117	HENRY COUNTY BANK	5.080	07/05/07	5.080	\$ 4,000,000.00	\$ 4,000,000.00	\$ 4,000,000.00	01/03/07
179442	303	REG	LD07B1125	FIRSTMERIT BANK, NA	5.080	07/05/07	5.080	\$ 5,000,000.00	\$ 5,000,000.00	\$ 5,000,000.00	01/03/07
179443	303	REG	LD07B1133	KEYBANK, NA	5.080	07/05/07	5.080	\$ 5,000,000.00	\$ 5,000,000.00	\$ 5,000,000.00	01/03/07
179444	303	REG	LD07B1141	OLD FORT BANKING COMPANY	5.080	07/05/07	5.080	\$ 5,000,000.00	\$ 5,000,000.00	\$ 5,000,000.00	01/03/07
179445	303	REG	LD07B1158	CHAMPAIGN NATIONAL BANK	5.080	07/05/07	5.080	\$ 800,000.00	\$ 800,000.00	\$ 800,000.00	01/03/07
179447	303	REG	LD07B1166	GREENVILLE FEDERAL S&L ASSOC.	5.080	07/05/07	5.080	\$ 3,000,000.00	\$ 3,000,000.00	\$ 3,000,000.00	01/03/07
179448	303	REG	LD07B1174	ANTWERP EXCHANGE BANK COMPANY	5.091	07/05/07	5.091	\$ 1,000,000.00	\$ 1,000,000.00	\$ 1,000,000.00	01/03/07
179450	303	REG	LD07B1182	PEOPLES BANK, N.A.	5.080	07/05/07	5.080	\$ 5,000,000.00	\$ 5,000,000.00	\$ 5,000,000.00	01/03/07
179451	303	REG	LD07B1190	HEARTLAND BANK	5.080	07/05/07	5.080	\$ 1,000,000.00	\$ 1,000,000.00	\$ 1,000,000.00	01/03/07
179452	303	REG	LD07B1208	HEARTLAND BANK	5.080	07/05/07	5.080	\$ 1,000,000.00	\$ 1,000,000.00	\$ 1,000,000.00	01/03/07
179453	303	REG	LD07B1216	U.S. BANK, N.A.	5.083	07/05/07	5.083	\$ 5,000,000.00	\$ 5,000,000.00	\$ 5,000,000.00	01/03/07
179800	303	REG	LD07B1224	FIFTH THIRD BANK	5.170	08/08/07	5.170	\$ 5,000,000.00	\$ 5,000,000.00	\$ 5,000,000.00	02/07/07
179801	303	REG	LD07B1232	HENRY COUNTY BANK	5.151	08/08/07	5.151	\$ 200,000.00	\$ 200,000.00	\$ 200,000.00	02/07/07
179802	303	REG	LD07B1240	HENRY COUNTY BANK	5.155	08/08/07	5.155	\$ 2,800,000.00	\$ 2,800,000.00	\$ 2,800,000.00	02/07/07
179803	303	REG	LD07B1257	FIRSTMERIT BANK, NA	5.151	08/08/07	5.151	\$ 5,000,000.00	\$ 5,000,000.00	\$ 5,000,000.00	02/07/07
179804	303	REG	LD07B1265	NORTH SIDE BANK & TRUST	5.170	08/08/07	5.170	\$ 1,300,000.00	\$ 1,300,000.00	\$ 1,300,000.00	02/07/07
179805	303	REG	LD07B1273	CITIZENS NATIONAL OF BLUFFTON	5.160	08/08/07	5.160	\$ 4,400,000.00	\$ 4,400,000.00	\$ 4,400,000.00	02/07/07
179806	303	REG	LD07B1281	ADVANTAGE BANK	5.155	08/08/07	5.155	\$ 5,000,000.00	\$ 5,000,000.00	\$ 5,000,000.00	02/07/07
179807	303	REG	LD07B1299	OLD FORT BANKING COMPANY	5.180	08/08/07	5.180	\$ 5,000,000.00	\$ 5,000,000.00	\$ 5,000,000.00	02/07/07
179808	303	REG	LD07B1307	GREENVILLE FEDERAL S&L ASSOC.	5.163	08/08/07	5.163	\$ 3,000,000.00	\$ 3,000,000.00	\$ 3,000,000.00	02/07/07
179809	303	REG	LD07B1315	FARMERS CITIZENS BANK	5.162	08/08/07	5.162	\$ 500,000.00	\$ 500,000.00	\$ 500,000.00	02/07/07
179810	303	REG	LD07B1323	FARMERS CITIZENS BANK	5.162	08/08/07	5.162	\$ 500,000.00	\$ 500,000.00	\$ 500,000.00	02/07/07
179811	303	REG	LD07B1349	WESTERN RESERVE BANK	5.165	08/08/07	5.165	\$ 200,000.00	\$ 200,000.00	\$ 200,000.00	02/07/07
179812	303	REG	LD07B1356	WESTERN RESERVE BANK	5.150	08/08/07	5.150	\$ 200,000.00	\$ 200,000.00	\$ 200,000.00	02/07/07
179813	303	REG	LD07B1364	WESTERN RESERVE BANK	5.150	08/08/07	5.150	\$ 900,000.00	\$ 900,000.00	\$ 900,000.00	02/07/07
179814	303	REG	LD07B1372	ANTWERP EXCHANGE BANK COMPANY	5.157	08/08/07	5.157	\$ 500,000.00	\$ 500,000.00	\$ 500,000.00	02/07/07
179815	303	REG	LD07B1380	PEOPLES BANK, N.A.	5.154	08/08/07	5.154	\$ 5,000,000.00	\$ 5,000,000.00	\$ 5,000,000.00	02/07/07
179816	303	REG	LD07B1398	FIRST PLACE BANK	5.153	08/08/07	5.153	\$ 5,000,000.00	\$ 5,000,000.00	\$ 5,000,000.00	02/07/07
180099	303	REG	LD07B1414	FIFTH THIRD BANK	5.080	09/05/07	5.080	\$ 5,000,000.00	\$ 5,000,000.00	\$ 5,000,000.00	03/07/07
180101	303	REG	LD07B1422	HENRY COUNTY BANK	5.100	09/05/07	5.100	\$ 13,500,000.00	\$ 13,500,000.00	\$ 13,500,000.00	03/07/07
180103	303	REG	LD07B1448	FIRSTMERIT BANK, NA	5.080	09/05/07	5.080	\$ 3,000,000.00	\$ 3,000,000.00	\$ 3,000,000.00	03/07/07
180104	303	REG	LD07B1455	CITIZENS NATIONAL OF BLUFFTON	5.095	09/05/07	5.095	\$ 3,000,000.00	\$ 3,000,000.00	\$ 3,000,000.00	03/07/07
180105	303	REG	LD07B1463	CITIZENS NATIONAL OF BLUFFTON	5.081	09/05/07	5.081	\$ 2,000,000.00	\$ 2,000,000.00	\$ 2,000,000.00	03/07/07
180106	303	REG	LD07B1471	OLD FORT BANKING COMPANY	5.081	09/05/07	5.081	\$ 5,000,000.00	\$ 5,000,000.00	\$ 5,000,000.00	03/07/07
180107	303	REG	LD07B1489	GREENVILLE FEDERAL S&L ASSOC.	5.080	09/05/07	5.080	\$ 2,000,000.00	\$ 2,000,000.00	\$ 2,000,000.00	03/07/07
180108	303	REG	LD07B1497	ARLINGTON BANK	5.091	09/05/07	5.091	\$ 1,000,000.00	\$ 1,000,000.00	\$ 1,000,000.00	03/07/07
180109	303	REG	LD07B1505	ANTWERP EXCHANGE BANK COMPANY	5.080	09/05/07	5.080	\$ 5,000,000.00	\$ 5,000,000.00	\$ 5,000,000.00	03/07/07
180110	303	REG	LD07B1521	PEOPLES BANK, N.A.	5.100	09/05/07	5.100	\$ 1,000,000.00	\$ 1,000,000.00	\$ 1,000,000.00	03/07/07
180111	303	REG	LD07B1539	HEARTLAND BANK	5.090	09/05/07	5.090	\$ 1,000,000.00	\$ 1,000,000.00	\$ 1,000,000.00	03/07/07
180112	303	REG	LD07B1547	HEARTLAND BANK	5.080	09/05/07	5.080	\$ 1,000,000.00	\$ 1,000,000.00	\$ 1,000,000.00	03/07/07
180113	303	REG	LD07B1554	HEARTLAND BANK	5.080	09/05/07	5.080	\$ 1,000,000.00	\$ 1,000,000.00	\$ 1,000,000.00	03/07/07
180114	303	REG	LD07B1562	HEARTLAND BANK	5.080	09/05/07	5.080	\$ 1,000,000.00	\$ 1,000,000.00	\$ 1,000,000.00	03/07/07

PGM: INVS_MONTHEMO_INVENTORY
 SOURCE: VISIQAEO
 MODEL: INVENTORY
 BASIS: SETTLEMENT
 AS-OF: 3/30/07

RICHARD O. CORDRAY
 TREASURER, STATE OF OHIO
 INVESTMENT INVENTORY
 SETTLED POSITIONS AS OF: 03/30/07

INVT#	FUND	GROUP	CUSIP	DESCRIPTION	RATE	MATURITY	YIELD	PAR AMOUNT	BOOK VALUE	US\$ MARKET	1ST PUR
175360	303	REG	31331VWT9	KEYBANKNA	1.100	05/11/07	1.100	\$ 300,000,000.00	\$ 300,000,000.00	\$ 390,000,000.00	
								\$ 50,000,000.00	\$ 50,000,000.00	\$ 50,000,000.00	04/10/06
								\$ 50,000,000.00	\$ 50,000,000.00	\$ 50,000,000.00	
								\$ 7,298,559,166.97	\$ 7,263,344,382.95	\$ 7,266,364,170.83	

PGM: INVS_MONTHEQD_INVENTORY
 SOURCE: VISUALQED
 MODEL: INVENTORY
 BASIS: SETTLEMENT
 AS-OF: 3/30/07

RICHARDO CORRAY
 TREASURER, STATE OF OHIO
 INVESTMENT INVENTORY
 SETTLED POSITIONS AS OF: 03/30/07

INVS#	FUND	GRDUP	CUSIP	DESCRIPTION	RATE	MATURITY	YIELD	PAR AMOUNT	BOOK VALUE	US\$ MARKET	1ST PUR
179050	302	DPTF	36959URD7	GENERAL ELECTRIC CAPITAL CORP	5.180	04/13/07	5.390	5,750,000.00	5,637,478.89	5,637,478.89	11/28/06
179938	302	DPTF	90282DRG2	UBS FINANCE	5.250	04/16/07	5.365	4,000,000.00	3,968,500.00	3,968,500.00	02/21/07
179888	302	DPTF	76116EE4	REF CORP STRIP		01/15/09	4.925	150,000.00	136,402.50	138,199.50	01/31/07
179126	302	DPTF	76116EBS8	REF CORP STRIP		04/15/10	4.420	10,000.00	8,632.90	8,727.40	12/04/06
179690	302	DPTF	76116EFB1	REF CORP STRIP		01/15/11	4.781	150,000.00	124,444.50	126,700.50	01/31/07
179692	302	DPTF	76116EFF2	REF CORP STRIP		01/15/13	4.886	150,000.00	112,534.50	115,269.00	01/31/07
179693	302	DPTF	76116EFH8	REF CORP STRIP		01/15/14	4.926	150,000.00	106,912.50	109,569.00	01/31/07
162210	302	DPTF	76116EFK1	REF CORP STRIP		01/15/15	5.250	900,000.00	497,115.00	624,177.00	08/01/03
718	302	DPTF	76116EFL9	REF CORP STRIP		07/15/15	7.568	2,408,000.00	463,660.40	1,629,036.08	05/14/93
721	302	DPTF	76116EFC5	REF CORP STRIP		10/15/16	6.720	3,600,000.00	898,956.00	2,275,966.00	10/18/95
178269	302	DPTF	76116EFP0	REF CORP STRIP		01/15/17	4.841	150,000.00	2,604,167.24	2,663,110.70	09/27/06
179696	302	DPTF	76116EFP0	REF CORP STRIP		01/15/17	5.090	150,000.00	90,952.50	93,727.50	01/31/07
178776	302	DPTF	76116ECG3	REF CORP STRIP		04/15/17	4.792	21,000.00	12,845.28	12,917.52	11/28/06
179055	302	DPTF	76116ECG3	REF CORP STRIP		04/15/17	4.865	3,475,000.00	2,104,460.00	2,137,542.00	11/08/06
179127	302	DPTF	76116ECJ7	REF CORP STRIP		07/15/18	4.792	41,000.00	24,292.09	23,824.28	12/04/06
727	302	DPTF	76116EFS4	REF CORP STRIP		07/15/18	5.117	7,000,000.00	1,119,650.00	4,014,920.00	02/22/95
178663	302	DPTF	76116ECS4	REF CORP STRIP		10/15/18	7.383	2,312,000.00	1,277,819.28	1,326,070.72	10/20/06
728	302	DPTF	76116ECS4	REF CORP STRIP		10/15/18	5.780	3,000,000.00	549,790.00	1,696,440.00	05/22/95
729	302	DPTF	76116ECS4	REF CORP STRIP		10/15/18	6.760	2,600,000.00	563,810.00	1,470,248.00	10/18/95
179654	302	DPTF	76116EFV7	REF CORP STRIP		10/15/18	4.847	97,000.00	54,912.67	54,851.56	11/28/06
165708	302	DPTF	76116EFC4	REF CORP STRIP		01/15/20	5.750	316,000.00	129,620.04	166,111.72	04/26/04
179699	302	DPTF	76116EFV7	REF CORP STRIP		01/15/20	5.232	150,000.00	76,833.04	78,850.50	01/31/07
179056	302	DPTF	76116EFL9	REF CORP STRIP		04/15/20	4.887	70,000.00	36,688.40	36,244.60	11/28/06
74345	302	DPTF	76116EA7	REF CORP STRIP		10/15/20	5.721	2,300,000.00	663,205.00	1,160,695.00	09/28/98
179700	302	DPTF	76116EFX3	REF CORP STRIP		01/15/21	5.251	150,000.00	72,754.50	74,413.50	01/31/07
179053	302	DPTF	76116FAQ2	REF CORP STRIP		01/15/21	4.940	489,000.00	245,360.20	243,360.85	11/28/06
179704	302	DPTF	76116EGF1	REF CORP STRIP		01/15/25	5.262	150,000.00	59,028.00	60,340.50	01/31/07
119251	302	DPTF	313490BF0	FED JUDICIARY		02/15/09	6.960	34,101,000.00	12,034,866.50	20,341,293.43	
119261	302	DPTF	313490BF0	FED JUDICIARY		02/15/09	6.960	1,625,000.00	805,276.25	1,395,847.75	10/15/99
49399	302	DPTF	313490CK8	FED JUDICIARY		02/15/23	6.362	3,400,000.00	756,167.60	1,310,723.92	10/15/99
49401	302	DPTF	313490CM4	FED JUDICIARY		02/15/24	6.332	2,400,000.00	478,320.00	1,488,316.00	03/30/98
148815	302	DPTF	31331RP90	FECB MEDIUM TERM NOTE	5.450	12/11/13	6.040	8,757,000.00	2,755,803.85	5,189,567.67	03/30/98
178802	302	DPTF	3133XCFD0	FHLB DEBENTURE	4.000	07/13/07	5.219	2,225,000.00	2,110,279.00	2,291,616.50	05/09/01
75551	302	DPTF	3133M14J5	FHLB DEBENTURE	6.365	11/05/07	5.122	2,225,000.00	2,110,279.00	2,291,616.50	
178202	302	DPTF	3133XKFT1	FHLB DEBENTURE	2.750	03/14/08	5.103	8,000,000.00	5,966,218.35	5,994,308.40	11/06/06
74362	302	DPTF	3133M5SM3	FHLB DEBENTURE	5.425	09/24/08	5.220	5,015,000.00	8,712,500.00	8,052,480.00	10/19/98
178636	302	DPTF	3133MTZL5	FHLB DEBENTURE	4.500	11/15/12	5.078	4,500,000.00	4,571,055.00	4,908,431.25	09/20/06
178918	302	DPTF	3133MTZL5	FHLB DEBENTURE	4.500	11/15/12	4.916	1,755,000.00	1,702,665.90	4,532,365.00	09/28/98
178204	302	DPTF	3128X3H55	FHLMC DEBENTURE	3.250	11/02/07	5.180	25,495,000.00	205,510.20	1,722,637.80	10/26/06
178203	302	DPTF	313444UV8	FHLMC DEBENTURE	3.625	02/15/08	5.145	440,000.00	26,006,401.30	25,416,340.05	11/17/06
178922	302	DPTF	313444UV8	FHLMC DEBENTURE	3.625	02/15/08	5.116	6,375,000.00	430,883.20	435,068.80	09/20/06
178270	302	DPTF	313442DT2	FHLMC DEBENTURE	5.750	04/15/08	4.987	80,000.00	6,245,205.00	6,295,312.50	11/17/06
								8,796,000.00	8,893,591.95	8,898,236.05	09/27/06

PGM: INVS_MONTHEHD_INVENTORY
 SOURCE: VISUALQED
 MODEL: INVENTORY
 BASIS: SETTLEMENT
 AS-OF: 3/30/07

RICHARD CORDRAY
 TREASURER, STATE OF OHIO
 INVESTMENT INVENTORY
 SETTLED POSITIONS AS OF: 03/30/07

INVT#	FUND	GROUP	CLISIP	DESCRIPTION	RATE	MATURITY	YIELD	PAR AMOUNT	BOOK VALUE	US\$ MARKET	1/STEP
178295	302	DPTF	31344AV69	FILMC DEBENTURE	3.875	06/15/08	5.075	6,730,000.00	6,596,947.90	6,643,798.70	09/20/06
182114	302	DPTF	31344ZU55	FILMC DEBENTURE	5.125	10/15/08	4.819	3,390,000.00	3,450,647.10	3,401,661.60	10/29/01
178421	302	DPTF	31344S5M4	FILMC DEBENTURE	5.750	03/15/09	4.822	4,160,000.00	4,247,776.00	4,226,310.40	10/06/06
178285	302	DPTF	31344US1	FILMC DEBENTURE	4.250	07/15/09	4.851	6,900,000.00	6,693,852.00	6,710,784.00	09/28/06
178360	302	DPTF	31344UW2	FILMC DEBENTURE	4.000	12/15/09	4.831	1,485,000.00	1,448,810.55	1,453,904.10	10/06/06
179122	302	DPTF	3134433L8	FILMC DEBENTURE	7.000	03/15/10	4.854	3,280,000.00	3,501,006.40	3,475,783.20	10/03/06
178475	302	DPTF	31344V67	FILMC DEBENTURE	7.000	03/15/10	4.619	10,000.00	10,716.20	10,596.90	12/04/06
178500	302	DPTF	3134435H5	FILMC DEBENTURE	4.125	07/12/10	5.058	3,225,000.00	3,123,186.75	3,158,500.50	10/12/06
178923	302	DPTF	31344DY7	FILMC DEBENTURE	6.875	09/15/10	5.072	1,625,000.00	1,727,667.50	1,730,625.00	10/17/06
178930	302	DPTF	3134435H5	FILMC DEBENTURE	5.625	03/15/11	4.931	3,520,000.00	3,613,878.40	3,619,017.60	11/17/06
178642	302	DPTF	31344AFM1	FILMC DEBENTURE	6.000	06/15/11	4.897	7,950,000.00	8,314,189.50	8,295,348.00	09/29/06
178299	302	DPTF	31344AFM1	FILMC DEBENTURE	6.000	06/15/11	5.045	315,000.00	327,275.55	328,683.60	10/26/06
178302	302	DPTF	31344J2T	FILMC DEBENTURE	5.500	09/15/11	4.868	9,070,000.00	9,319,787.80	9,305,275.80	09/29/06
178338	302	DPTF	31344AS3	FILMC DEBENTURE	5.750	01/15/12	4.902	9,010,000.00	9,361,750.40	9,353,551.30	09/29/06
178299	302	DPTF	31344AS3	FILMC DEBENTURE	4.500	01/15/13	4.927	6,955,000.00	6,795,660.95	6,822,437.70	10/02/06
178635	302	DPTF	31344V67	FILMC DEBENTURE	4.500	01/15/13	5.019	370,000.00	359,828.70	362,947.80	10/27/06
178456	302	DPTF	31344UW2	FILMC DEBENTURE	4.875	11/15/13	5.053	3,565,000.00	3,445,358.50	3,488,138.60	10/26/06
178985	302	DPTF	31344UW2	FILMC DEBENTURE	4.500	01/15/14	5.079	6,525,000.00	6,456,226.50	6,510,710.25	10/12/06
178472	302	DPTF	31344UW2	FILMC DEBENTURE	4.500	01/15/14	4.757	10,775,000.00	10,391,625.50	10,515,753.50	10/26/06
178225	302	DPTF	31344UW2	FILMC DEBENTURE	4.500	01/15/14	4.919	150,000.00	147,685.50	146,391.00	11/30/06
178225	302	DPTF	31344UW2	FILMC DEBENTURE	4.375	07/17/15	5.079	6,655,000.00	6,326,442.85	6,388,800.00	10/12/06
178224	302	DPTF	31344ZT4	FILMC DEBENTURE	4.750	11/17/15	5.070	2,105,000.00	2,056,016.65	2,071,446.30	09/21/06
178562	302	DPTF	3137EAA01	FILMC DEBENTURE	4.750	01/19/16	5.181	4,395,000.00	4,256,997.00	4,322,218.80	10/24/06
178683	302	DPTF	3137EAA04	FILMC DEBENTURE	5.250	04/18/16	5.087	8,960,000.00	9,069,222.40	9,125,222.40	09/21/06
178683	302	DPTF	3137EAA08	FILMC DEBENTURE	5.125	07/18/16	5.141	6,915,000.00	7,102,742.25	7,167,812.40	10/20/06
						10/18/16	5.027	5,405,000.00	5,445,969.90	5,450,618.20	10/31/06
								153,200,000.00	153,003,795.15	153,507,300.10	
179696	302	DPTF	31344ALX8	FILMC STRIP		01/15/08	5.199	150,000.00	142,800.00	144,151.50	01/31/07
179190	302	DPTF	31344ZUH9	FILMC STRIP		10/16/08	4.446	780,000.00	682,349.93	723,824.40	09/30/05
179121	302	DPTF	31344ZUH9	FILMC STRIP		10/15/08	4.844	34,000.00	31,106.26	31,551.32	12/04/06
173192	302	DPTF	3128X3RA3	FILMC STRIP		07/06/09	4.420	789,000.00	669,206.13	707,433.18	09/30/05
159068	302	DPTF	31344ALU6	FILMC STRIP		07/15/12	4.790	7,521,000.00	4,804,640.43	5,873,449.74	01/27/03
70663	302	DPTF	31344IMX5	FILMC STRIP		02/01/14	5.900	2,500,000.00	1,020,000.00	1,795,275.00	09/01/98
50454	302	DPTF	31344IMX5	FILMC STRIP		06/01/15	6.206	6,900,000.00	2,416,863.00	4,624,587.00	04/02/98
70664	302	DPTF	31344IX39	FILMC STRIP		03/01/16	5.945	1,900,000.00	681,530.00	1,223,049.00	09/01/98
82960	302	DPTF	31344IMZ0	FILMC STRIP		09/01/16	6.162	3,800,000.00	1,328,860.00	2,446,098.00	11/09/98
178680	302	DPTF	31344IMZ0	FILMC STRIP		03/01/16	5.130	885,000.00	536,672.85	552,673.65	10/30/06
178759	302	DPTF	31344ICT5	FILMC STRIP		09/15/16	5.100	500,000.00	296,810.00	304,130.00	11/07/06
178738	302	DPTF	31344ABK9	FILMC STRIP		03/15/17	5.020	429,000.00	258,468.21	260,943.54	12/26/06
179375	302	DPTF	31344A323	FILMC STRIP		09/15/18	5.080	6,026,000.00	3,595,894.98	3,665,374.76	11/06/06
178739	302	DPTF	31344A323	FILMC STRIP		09/15/18	5.117	1,698,000.00	943,222.02	948,893.34	12/26/06
121236	302	DPTF	31344A8N3	FILMC STRIP		09/15/18	5.117	3,691,000.00	2,027,355.57	2,062,493.89	11/06/06
104953	302	DPTF	31344IN4A	FILMC STRIP		01/02/19	6.960	21,000,000.00	5,665,170.00	11,520,390.00	11/08/99
178664	302	DPTF	313400BV4	FILMC STRIP		11/29/19	6.230	1,707,000.00	762,469.40	1,401,426.95	04/30/99
93767	302	DPTF	31344IHU7	FILMC STRIP		12/02/19	6.151	1,707,000.00	863,605.44	887,657.07	10/30/06
108426	302	DPTF	31344IHU7	FILMC STRIP		12/02/19	6.720	5,100,000.00	1,438,965.00	2,650,725.00	06/21/99
178674	302	DPTF	31344AB52	FILMC STRIP		09/15/20	5.286	1,000,000.00	258,860.00	519,750.00	10/31/06
178684	302	DPTF	31344AB52	FILMC STRIP		09/15/20	5.220	4,423,000.00	555,718.32	567,969.06	10/31/06
178680	302	DPTF	31344ABT0	FILMC STRIP		03/15/21	5.327	3,286,000.00	2,164,041.21	2,192,083.03	10/31/06
								3,286,000.00	1,565,318.96	1,582,406.16	10/31/06

PGM: INVS_MONTHEND_INVENTORY
 SOURCE: VISUALQED
 MODEL: INVENTORY
 BASIS: SETTLEMENT
 AS-OF: 3/30/07

RICHARD CORDRAY
 TREASURER, STATE OF OHIO
 INVESTMENT INVENTORY
 SETTLED POSITIONS AS OF: 03/30/07

INVS#	FUND	GROUP	CUSIP	DESCRIPTION	RATE	MATURITY	YIELD	PAR AMOUNT	BOOK VALUE	US\$ MARKET	1ST PUR
178779	302	DPTF	313644BU7	FHLMC STRIP	3.000	09/15/21	5.246	\$ 6,590,000.00	\$ 3,050,379.20	\$ 3,085,767.50	10/31/06
178782	302	DPTF	313644BU7	FHLMC STRIP	4.250	09/15/21	5.319	\$ 421,000.00	\$ 192,822.21	\$ 197,193.25	10/31/06
178817	302	DPTF	313644M77	FHLMC STRIP	6.625	01/15/22	5.233	\$ 5,619,000.00	\$ 2,561,364.96	\$ 2,582,773.35	10/30/06
178848	302	DPTF	313644B55	FHLMC STRIP	3.125	03/16/22	5.230	\$ 4,602,000.00	\$ 2,080,702.26	\$ 2,096,026.92	10/31/06
178603	302	DPTF	313644B33	FHLMC STRIP	4.625	09/15/22	5.406	\$ 2,166,000.00	\$ 928,044.36	\$ 960,815.94	10/25/06
178238	302	DPTF	313644B26	FHLMC STRIP	6.000	07/15/23	6.035	\$ 3,400,000.00	\$ 1,006,230.00	\$ 1,445,816.00	01/23/03
178237	302	DPTF	313644CJ1	FHLMC STRIP	3.250	09/15/28	5.180	\$ 1,252,000.00	\$ 391,074.72	\$ 409,604.32	12/14/05
178206	302	DPTF	31359MWB5	FNMA DEBENTURE	3.750	08/15/08	4.987	\$ 4,435,000.00	\$ 4,297,071.50	\$ 4,336,587.35	09/22/06
178211	302	DPTF	31359MWB5	FNMA DEBENTURE	4.500	09/15/08	5.086	\$ 3,825,000.00	\$ 3,729,604.50	\$ 3,762,843.75	09/20/06
179123	302	DPTF	31359MTR4	FNMA DEBENTURE	3.375	10/15/08	4.997	\$ 25,000.00	\$ 24,775.25	\$ 24,859.50	11/17/06
178422	302	DPTF	31359MTR4	FNMA DEBENTURE	5.250	01/16/09	4.642	\$ 55,000.00	\$ 3,370,013.80	\$ 3,403,831.90	09/20/06
178920	302	DPTF	31359MTR6	FNMA DEBENTURE	3.250	02/15/09	4.894	\$ 2,070,000.00	\$ 1,997,653.50	\$ 2,009,845.80	12/04/06
178286	302	DPTF	31359MTR6	FNMA DEBENTURE	4.875	02/15/09	4.951	\$ 295,000.00	\$ 284,447.86	\$ 286,427.30	10/06/06
178425	302	DPTF	31359MEV0	FNMA DEBENTURE	4.875	04/16/09	4.852	\$ 8,335,000.00	\$ 8,339,250.85	\$ 8,332,416.15	09/28/06
178207	302	DPTF	31359MEV1	FNMA DEBENTURE	6.375	06/15/09	4.833	\$ 4,925,000.00	\$ 4,855,212.75	\$ 4,864,964.25	10/06/06
178430	302	DPTF	31359MEY5	FNMA DEBENTURE	6.625	09/15/09	4.933	\$ 11,140,000.00	\$ 5,500,174.60	\$ 5,479,446.10	09/20/06
178428	302	DPTF	31359MF33	FNMA DEBENTURE	4.250	01/15/10	4.852	\$ 6,065,000.00	\$ 6,497,616.45	\$ 6,445,942.65	10/06/06
178919	302	DPTF	31359MF33	FNMA DEBENTURE	7.250	01/15/10	4.884	\$ 30,000.00	\$ 31,984.20	\$ 31,884.30	11/17/06
178273	302	DPTF	31359MXH1	FNMA DEBENTURE	3.875	02/16/10	4.960	\$ 3,115,000.00	\$ 3,020,023.65	\$ 3,041,018.75	09/27/06
178351	302	DPTF	31359MC92	FNMA DEBENTURE	4.862	05/15/10	4.839	\$ 3,505,000.00	\$ 3,422,702.60	\$ 3,437,108.15	10/03/06
178349	302	DPTF	31359MFS7	FNMA DEBENTURE	7.125	06/15/10	4.854	\$ 1,000,000.00	\$ 1,014,020.00	\$ 1,068,130.00	08/10/00
178352	302	DPTF	31359MNY7	FNMA DEBENTURE	4.125	06/15/10	4.824	\$ 3,250,000.00	\$ 3,496,902.50	\$ 3,471,422.50	10/03/06
178473	302	DPTF	31359MNS6	FNMA DEBENTURE	4.250	08/15/10	4.882	\$ 2,900,000.00	\$ 2,838,984.00	\$ 2,850,149.00	10/03/06
178628	302	DPTF	31359MF40	FNMA DEBENTURE	6.625	11/15/10	5.074	\$ 4,705,000.00	\$ 4,971,303.00	\$ 4,984,382.90	10/12/06
179124	302	DPTF	31359MFA0	FNMA DEBENTURE	4.500	02/15/11	5.084	\$ 3,460,000.00	\$ 3,382,565.20	\$ 3,423,254.80	10/26/06
178637	302	DPTF	31359MAM26	FNMA DEBENTURE	6.125	04/15/11	4.615	\$ 25,000.00	\$ 24,889.75	\$ 24,734.50	12/04/06
178301	302	DPTF	31359MJH7	FNMA DEBENTURE	6.000	05/15/11	5.088	\$ 2,175,000.00	\$ 2,178,132.00	\$ 2,197,424.25	10/26/06
178324	302	DPTF	31359MCQ3	FNMA DEBENTURE	6.125	09/15/12	4.899	\$ 4,015,000.00	\$ 4,195,795.45	\$ 4,186,882.15	09/29/06
178271	302	DPTF	31359MTG8	FNMA DEBENTURE	4.625	10/15/13	4.930	\$ 4,565,000.00	\$ 4,822,922.50	\$ 4,816,075.00	10/02/06
178649	302	DPTF	31359MUT8	FNMA DEBENTURE	4.125	04/15/14	5.023	\$ 8,265,000.00	\$ 8,126,313.30	\$ 8,133,255.90	09/27/06
178387	302	DPTF	31359MVA5	FNMA DEBENTURE	5.000	04/15/15	4.945	\$ 15,830,000.00	\$ 14,953,651.20	\$ 15,078,075.00	10/27/06
178389	302	DPTF	31359MZC0	FNMA DEBENTURE	4.375	10/15/15	4.945	\$ 6,635,000.00	\$ 5,666,356.65	\$ 5,656,131.25	10/04/06
178453	302	DPTF	31359MH89	FNMA DEBENTURE	5.000	03/15/16	5.117	\$ 7,240,000.00	\$ 6,944,246.00	\$ 6,975,305.60	10/04/06
178532	302	DPTF	31359MS61	FNMA DEBENTURE	5.375	07/15/16	5.109	\$ 4,705,000.00	\$ 4,799,711.65	\$ 4,894,387.50	10/11/06
25361	302	DPTF	31364BRF9	FNMA MEDIUM TERM NOTE	6.080	12/15/10	6.202	\$ 5,800,000.00	\$ 5,736,562.50	\$ 6,044,064.00	11/03/97
148816	302	DPTF	31364BRF9	FNMA MEDIUM TERM NOTE	6.080	12/15/10	5.940	\$ 2,730,000.00	\$ 2,757,463.80	\$ 2,844,878.40	05/09/01
								\$ 169,370,000.00	\$ 169,303,324.95	\$ 169,683,297.00	
								\$ 8,530,000.00	\$ 8,494,026.30	\$ 8,888,942.40	

PGM: INVS_MONTHEEND_INVENTORY
 SOURCE: VISUALQED
 MODEL: INVENTORY
 BASIS: SETTLEMENT
 AS-OF: 3/30/07

RICHARD CORRDAY
 TREASURER, STATE OF OHIO
 INVESTMENT INVENTORY
 SETTLED POSITIONS AS OF: 03/30/07

INVT#	FUND	GROUP	CUSIP	DESCRIPTION	RATE	MATURITY	YIELD	PAR AMOUNT	BOOK VALUE	US\$ MARKET	1ST PUR	
173167	302	DPTF	31358CS23	FNMA STRIP		05/15/07	4.343	10,651,000.00	9,931,524.95	10,584,857.29	09/29/05	
173191	302	DPTF	31358CS31	FNMA STRIP		11/15/07	4.360	954,000.00	870,448.68	924,340.14	09/30/05	
179689	302	DPTF	31359YB22	FNMA STRIP		01/15/10	5.055	150,000.00	129,405.00	131,443.50	01/31/07	
89206	302	DPTF	31364DH22	FNMA STRIP		04/08/10	5.596	7,000,000.00	3,734,710.00	6,068,160.00	11/20/98	
173193	302	DPTF	31359YED5	FNMA STRIP		09/15/10	4.472	895,000.00	718,785.55	760,409.90	09/30/05	
48908	302	DPTF	31364DUA5	FNMA STRIP		10/08/10	6.100	5,145,000.00	2,422,780.50	4,357,454.85	03/26/98	
69121	302	DPTF	31364DUB3	FNMA STRIP		04/08/11	5.960	4,231,000.00	2,010,444.27	2,010,444.27	08/07/98	
95440	302	DPTF	31358CX27	FNMA STRIP		08/07/11	5.620	4,622,000.00	2,312,802.58	3,767,623.30	02/10/99	
173194	302	DPTF	31359YGE1	FNMA STRIP		09/15/11	4.528	319,000.00	244,299.77	258,559.07	09/30/05	
173195	302	DPTF	31358C7B6	FNMA STRIP		06/15/12	4.556	2,563,000.00	1,901,665.37	2,027,666.19	09/30/05	
70369	302	DPTF	31358AEL0	FNMA STRIP		08/12/12	5.880	5,000,000.00	2,227,060.46	3,878,450.00	08/28/98	
173950	302	DPTF	31359YBR7	FNMA STRIP		01/15/13	4.985	483,000.00	340,640.58	366,225.09	12/12/05	
96171	302	DPTF	31358CX50	FNMA STRIP		02/07/13	5.940	3,200,000.00	1,410,784.00	2,419,392.00	02/10/99	
173951	302	DPTF	31359YBT3	FNMA STRIP		01/15/14	5.035	407,000.00	272,173.11	292,763.24	12/12/05	
634	302	DPTF	313586C03	FNMA STRIP		07/05/14	7.417	10,000,000.00	2,483,300.00	7,019,900.00	05/22/95	
3584	302	DPTF	313586C03	FNMA STRIP		07/05/14	7.250	6,000,000.00	1,679,940.00	4,211,940.00	08/20/96	
47369	302	DPTF	313586C03	FNMA STRIP		07/05/14	6.295	14,000,000.00	5,091,520.00	9,827,960.00	03/10/98	
48911	302	DPTF	31364DUK3	FNMA STRIP		04/08/15	6.205	5,645,000.00	1,993,531.75	3,791,520.70	03/26/98	
49915	302	DPTF	31364DUL1	FNMA STRIP		01/08/15	6.225	9,045,000.00	3,087,601.20	5,912,806.95	03/26/98	
173952	302	DPTF	31359YBX4	FNMA STRIP		01/15/16	5.100	375,000.00	1,065,366.54	1,091,482.68	11/06/06	
178745	302	DPTF	31359YBX4	FNMA STRIP		01/15/16	5.057	1,686,000.00	1,650,550.00	3,091,150.00	04/15/98	
51249	302	DPTF	31364DJM7	FNMA STRIP		10/08/16	6.260	5,000,000.00	6,361,019.50	6,489,688.20	10/30/06	
178657	302	DPTF	31358C7L4	FNMA STRIP		11/15/16	5.049	10,495,000.00	181,355.70	194,504.86	12/13/05	
173953	302	DPTF	31359YBZ9	FNMA STRIP		02/01/17	6.225	317,000.00	3,279,700.00	5,995,500.00	03/24/99	
99045	302	DPTF	31359MEL3	FNMA STRIP		08/07/17	5.910	10,000,000.00	1,704,703.00	2,969,316.35	02/10/99	
70667	302	DPTF	31358C7R1	FNMA STRIP		02/01/18	5.978	2,000,000.00	637,320.00	1,113,800.00	09/10/98	
82961	302	DPTF	008452CL6	FNMA STRIP		02/12/18	6.138	2,007,000.00	624,136.86	1,159,423.83	11/09/98	
173954	302	DPTF	31359YCD7	FNMA STRIP		01/15/19	5.375	317,000.00	152,107.46	173,288.05	12/13/05	
179698	302	DPTF	31359YCD7	FNMA STRIP		02/01/19	5.995	150,000.00	79,561.50	81,997.50	08/28/98	
104952	302	DPTF	31358ACM0	FNMA STRIP		02/01/19	6.310	270,000.00	80,796.73	142,173.90	08/28/98	
178663	302	DPTF	313586RC5	FNMA STRIP		05/15/19	5.235	3,225,000.00	1,686,030.00	2,983,019.05	04/30/99	
147427	302	DPTF	31358C7S9	FNMA STRIP		10/09/19	7.220	1,500,000.00	1,500,000.00	1,727,052.00	10/27/06	
173955	302	DPTF	31359YCF2	FNMA STRIP		11/15/19	5.280	2,500,000.00	713,225.00	752,745.00	08/12/96	
178428	302	DPTF	313586RC5	FNMA STRIP		07/15/20	6.341	651,000.00	330,760.08	1,254,575.00	04/30/99	
178426	302	DPTF	31359YCG0	FNMA STRIP		07/15/20	5.183	4,000,000.00	918,760.00	3,322,313.40	11/06/06	
178740	302	DPTF	31358C7U4	FNMA STRIP		11/15/20	5.237	5,919,000.00	3,285,074.73	3,322,313.40	1,992,720.00	02/07/00
179698	302	DPTF	31364DNW2	FNMA STRIP		03/23/21	7.085	4,895,000.00	2,283,419.60	2,329,138.90	02/27/06	
178652	302	DPTF	31358C7Y2	FNMA STRIP		05/15/21	5.310	317,000.00	138,142.38	145,949.28	12/13/05	
173956	302	DPTF	31359YCK1	FNMA STRIP		01/15/23	5.250	318,000.00	130,752.99	138,094.71	12/13/05	
173957	302	DPTF	31359YCM7	FNMA STRIP		02/07/23	6.830	2,135,000.00	471,386.65	927,508.05	08/10/00	
143510	302	DPTF	31358CZ90	FNMA STRIP		08/07/23	6.850	3,000,000.00	591,450.00	1,269,800.00	06/28/99	
108978	302	DPTF	31358C2A3	FNMA STRIP		01/15/24	6.271	1,143,000.00	278,697.69	472,139.01	03/07/01	
147429	302	DPTF	31359YCP0	FNMA STRIP		01/15/24	5.250	279,000.00	109,267.56	115,246.53	12/13/05	
173958	302	DPTF	31358C2B1	FNMA STRIP		02/07/24	6.800	1,505,000.00	312,829.30	619,458.00	08/10/00	
143509	302	DPTF	31358C2C9	FNMA STRIP		08/07/24	6.710	4,405,000.00	879,017.75	1,762,704.80	03/06/00	

PGM: INVS_MONTHEND_INVENTORY
 SOURCE: VISMAQED
 MODEL: INVENTORY
 BASIS: SETTLEMENT
 AS-OF: 3/30/07

RICHARD CORRDAY
 TREASURER, STATE OF OHIO
 INVESTMENT INVENTORY
 SETTLED POSITIONS AS OF: 03/30/07

INVT#	FUND	GROUP	CUSIP	DESCRIPTION	RATE	MATURITY	YIELD	PAR AMOUNT	BOOK VALUE	US\$ MARKET	15T#UR
173959	302	DPTF	31359YCR6	FNMA STRIP		01/15/25	5.290	\$ 266,000.00	\$ 98,180.60	\$ 103,998.02	12/13/05
143508	302	DPTF	31358QC27	FNMA STRIP		02/07/25	6.790	\$ 2,195,000.00	\$ 427,761.60	\$ 855,479.30	06/10/00
129870	302	DPTF	31364DKF2	FNMA STRIP		04/08/25	6.960	\$ 1,250,000.00	\$ 223,375.00	\$ 477,050.00	02/07/00
147430	302	DPTF	31359YCT2	FNMA STRIP		01/15/26	6.241	\$ 2,350,000.00	\$ 510,114.50	\$ 874,200.00	03/07/01
173960	302	DPTF	31359YCT2	FNMA STRIP		01/15/26	5.230	\$ 267,000.00	\$ 94,640.82	\$ 99,324.00	12/13/05
152858	302	DPTF	31364DKL9	FNMA STRIP		10/08/27	6.610	\$ 2,617,000.00	\$ 498,018.16	\$ 878,082.01	12/11/01
173965	302	DPTF	31359YCX3	FNMA STRIP		01/15/28	5.250	\$ 513,000.00	\$ 163,318.68	\$ 173,045.16	12/14/05
173971	302	DPTF	31359YCY1	FNMA STRIP		07/15/28	5.270	\$ 402,000.00	\$ 124,161.72	\$ 132,024.84	12/14/05
173966	302	DPTF	31359YCZ8	FNMA STRIP		01/15/29	5.230	\$ 513,000.00	\$ 156,772.45	\$ 164,929.50	12/14/05
173967	302	DPTF	31359YDB0	FNMA STRIP		01/15/30	5.180	\$ 513,000.00	\$ 149,678.01	\$ 157,229.37	12/14/05
173972	302	DPTF	31359YEA1	FNMA STRIP		05/15/30	5.180	\$ 1,558,000.00	\$ 446,896.72	\$ 471,217.10	12/14/05
162140	302	DPTF	31771C3Z6	FICO STRIP		09/07/09	4.051	\$ 750,000.00	\$ 587,107.96	\$ 667,815.00	07/29/03
162141	302	DPTF	31771U3V0	FICO STRIP		09/26/09	4.051	\$ 265,000.00	\$ 207,007.40	\$ 235,402.15	07/29/03
162142	302	DPTF	31771CVF9	FICO STRIP		02/03/10	4.193	\$ 748,000.00	\$ 570,903.52	\$ 654,140.96	07/29/03
162143	302	DPTF	31771DBZ5	FICO STRIP		04/05/13	4.975	\$ 750,000.00	\$ 466,020.00	\$ 562,477.50	07/29/03
162144	302	DPTF	31771CEW1	FICO STRIP		05/30/16	5.577	\$ 400,000.00	\$ 197,431.94	\$ 253,904.00	07/29/03
178656	302	DPTF	31771KAAS	FICO STRIP		09/26/19	5.200	\$ 3,991,000.00	\$ 2,056,682.03	\$ 2,103,456.55	10/27/06
146173	302	DPTF	STAR30210	STAR OHIO 27044	5.160			\$ 6,904,000.00	\$ 4,085,152.85	\$ 4,477,196.16	
178606	302	DPTF	880591DB5	TVA DEBENTURE	5.375	11/13/06	5.158	\$ 8,585,000.00	\$ 8,620,541.90	\$ 8,637,883.60	10/24/06
178339	302	DPTF	880591CW0	TVA DEBENTURE	6.000	03/15/13	4.988	\$ 9,965,000.00	\$ 10,483,146.75	\$ 10,450,963.60	10/20/06
178610	302	DPTF	880591DW9	TVA DEBENTURE	4.750	08/01/13	5.141	\$ 6,500,000.00	\$ 6,355,765.00	\$ 6,430,060.00	10/24/06
148636	302	DPTF	880591CU4	TVA DEBENTURE	6.250	12/15/17	6.335	\$ 6,250,000.00	\$ 6,195,312.50	\$ 6,862,625.00	05/01/10
178261	302	DPTF	880591CU4	TVA DEBENTURE	6.250	12/15/17	4.944	\$ 12,120,000.00	\$ 13,469,440.80	\$ 13,288,610.40	09/26/06
88311	302	DPTF	88059EY8	TVA STRIP		01/15/09	5.520	\$ 7,669,000.00	\$ 4,411,438.87	\$ 7,037,381.16	11/19/98
51251	302	DPTF	88059EGG3	TVA STRIP		11/01/09	6.090	\$ 6,000,000.00	\$ 3,001,740.00	\$ 5,310,940.00	04/15/98
51309	302	DPTF	88059EBN3	TVA STRIP		10/15/10	6.090	\$ 1,000,000.00	\$ 472,500.00	\$ 847,290.00	04/16/98
87366	302	DPTF	88059EBN3	TVA STRIP		10/15/10	5.626	\$ 4,527,000.00	\$ 2,338,104.96	\$ 3,835,410.21	11/18/98
50812	302	DPTF	88059EGL2	TVA STRIP		11/01/11	6.125	\$ 11,090,000.00	\$ 4,853,750.00	\$ 8,870,290.00	04/09/98
179691	302	DPTF	88059EME1	TVA STRIP		01/15/12	5.051	\$ 150,000.00	\$ 117,150.00	\$ 119,721.00	01/31/07
70661	302	DPTF	88059EBR4	TVA STRIP		04/15/12	5.832	\$ 6,000,000.00	\$ 2,742,000.00	\$ 4,757,640.00	09/01/98
93327	302	DPTF	88059EGM0	TVA STRIP		05/01/12	5.716	\$ 19,000,000.00	\$ 8,967,240.00	\$ 15,057,500.00	11/06/99
52856	302	DPTF	88059EGP3	TVA STRIP		05/01/13	5.750	\$ 1,266,000.00	\$ 500,019.36	\$ 948,233.72	05/01/98
74136	302	DPTF	88059EGP3	TVA STRIP		05/01/13	6.280	\$ 7,000,000.00	\$ 2,786,770.00	\$ 5,231,940.00	11/06/99
121239	302	DPTF	88059EGQ1	TVA STRIP		05/01/13	6.280	\$ 1,000,000.00	\$ 387,150.00	\$ 728,350.00	04/16/98
51310	302	DPTF	88059EKG2	TVA STRIP		11/01/13	5.930	\$ 4,000,000.00	\$ 431,539.44	\$ 763,155.35	08/28/98
70370	302	DPTF	88059EMN1	TVA STRIP		12/15/13	5.057	\$ 1,055,000.00	\$ 252,756.00	\$ 2,591,000.00	11/06/06
178737	302	DPTF	88059EMN1	TVA STRIP		01/15/16	5.116	\$ 4,000,000.00	\$ 819,078.83	\$ 844,018.25	11/06/06
96115	302	DPTF	88059EMR2	TVA STRIP		07/15/17	6.020	\$ 7,000,000.00	\$ 2,343,740.00	\$ 4,165,490.00	02/04/99
50811	302	DPTF	88059EGY4	TVA STRIP		11/01/17	6.220	\$ 7,000,000.00	\$ 2,112,250.00	\$ 4,096,610.00	04/09/98
50809	302	DPTF	88059EGZ1	TVA STRIP		05/01/18	6.280	\$ 2,250,000.00	\$ 653,355.00	\$ 1,281,915.00	04/09/98
178665	302	DPTF	88059EHC1	TVA STRIP		11/01/19	6.360	\$ 367,000.00	\$ 184,487.23	\$ 191,401.51	10/30/06
178655	302	DPTF	88059EMW1	TVA STRIP		01/15/20	5.320	\$ 6,099,000.00	\$ 3,047,060.40	\$ 3,140,558.07	10/27/06
178620	302	DPTF	88059EHH0	TVA STRIP		05/01/22	5.485	\$ 1,512,000.00	\$ 652,987.44	\$ 681,927.12	10/26/06

PGM: INVS_MONTHEHD_INVNTORY
 SOURCE: VISUALQED
 MODEL: INVENTORY
 BASIS: SETTLEMENT
 AS-OF: 3/30/07

RICHARD CDRDRAY
 TREASURER, STATE OF OHIO
 INVESTMENT INVENTORY
 SETTLED POSITIONS AS OF: 03/30/07

INVT#	FUND	GROUP	CUSIP	DESCRIPTION	RATE	MATURITY	YIELD	PAR AMOUNT	BOOK VALUE	US\$ MARKET	1ST PUR
179128	302	DPTF	88059EHH0	TVA STRIP	3.500	05/31/07	5.055	4,008,000.00	3,970,425.00	3,997,980.00	10/18/06
50860	302	DPTF	88059EHL6	TVA STRIP		11/01/22	6.260	14,828,000.00	320,486.66	323,825.18	12/04/06
179702	302	DPTF	88059ENC4	TVA STRIP		01/15/23	5.440	150,000.00	3,264,977.32	6,511,419.64	04/13/98
128969	302	DPTF	89059EHL1	TVA STRIP		11/01/23	6.985	2,401,000.00	470,668.03	65,215.50	01/31/07
178533	302	DPTF	91282BDW7	US TREASURY NOTE				114,235,000.00	47,890,428.36	1,001,072.94	02/07/00
178318	302	DPTF	91282CCA3	US TREASURY STRIP (P)		08/15/07	5.950	50,000.00	47,931.50	49,091.50	10/04/06
178573	302	DPTF	91282CCA3	US TREASURY STRIP (P)		08/15/07	5.060	138,000.00	132,562.80	135,492.54	10/26/06
178963	302	DPTF	91282CCA3	US TREASURY STRIP (P)		08/15/07	4.880	50,000.00	48,306.50	49,091.50	11/28/06
179281	302	DPTF	91282CHK6	US TREASURY STRIP (P)		11/15/07	4.921	250,000.00	239,195.00	242,395.00	12/18/06
178319	302	DPTF	91282JD0	US TREASURY STRIP (P)		08/15/08	4.670	50,000.00	45,877.00	46,861.50	10/04/06
178574	302	DPTF	91282JD0	US TREASURY STRIP (P)		08/15/08	4.849	138,000.00	126,570.84	129,337.74	10/26/06
179282	302	DPTF	91282JD0	US TREASURY STRIP (P)		08/15/08	4.680	50,000.00	46,187.00	46,961.50	11/28/06
178325	302	DPTF	91282JEA1	US TREASURY STRIP (P)		08/15/09	4.590	250,000.00	228,997.50	231,772.50	12/18/06
178985	302	DPTF	91282JEA1	US TREASURY STRIP (P)		08/15/09	4.778	50,000.00	43,905.50	44,913.00	10/04/06
179125	302	DPTF	91282JEA1	US TREASURY STRIP (P)		11/15/09	4.542	50,000.00	44,193.00	44,913.00	10/26/06
178321	302	DPTF	91282JEA1	US TREASURY STRIP (P)		08/15/10	4.390	16,000.00	13,925.12	14,066.24	12/18/06
178986	302	DPTF	91282JEA1	US TREASURY STRIP (P)		08/15/10	4.550	50,000.00	42,021.00	42,981.00	10/04/06
178576	302	DPTF	91282JEA1	US TREASURY STRIP (P)		08/15/10	4.525	50,000.00	42,343.00	42,981.00	10/04/06
179284	302	DPTF	91282JEA1	US TREASURY STRIP (P)		08/15/10	4.743	50,000.00	42,343.00	42,981.00	10/04/06
178322	302	DPTF	91282GL5	US TREASURY STRIP (P)		11/15/10	4.494	250,000.00	210,132.50	212,732.50	12/18/06
178577	302	DPTF	91282GL5	US TREASURY STRIP (P)		08/15/11	4.520	50,000.00	40,230.00	41,164.50	10/04/06
178987	302	DPTF	91282GL5	US TREASURY STRIP (P)		08/15/11	4.680	138,000.00	110,497.98	113,614.02	10/26/06
179285	302	DPTF	91282ONX1	US TREASURY STRIP (P)		08/15/11	4.445	50,000.00	40,640.00	41,217.50	11/28/06
178323	302	DPTF	91282OHF7	US TREASURY STRIP (P)		08/15/12	4.550	250,000.00	200,705.00	203,060.00	12/18/06
178578	302	DPTF	91282OHF7	US TREASURY STRIP (P)		08/15/12	4.724	50,000.00	38,405.50	39,269.50	10/04/06
178988	302	DPTF	91282OHF7	US TREASURY STRIP (P)		08/15/12	4.490	50,000.00	105,240.18	108,383.82	10/26/06
179286	302	DPTF	91282OHF7	US TREASURY STRIP (P)		11/15/12	4.484	50,000.00	36,794.00	38,269.50	11/28/06
178325	302	DPTF	91282JL4	US TREASURY STRIP (P)		08/15/13	4.550	50,000.00	192,372.50	193,940.00	12/18/06
178579	302	DPTF	91282JL4	US TREASURY STRIP (P)		08/15/13	4.755	138,000.00	36,715.50	37,239.50	10/04/06
178989	302	DPTF	91282JL4	US TREASURY STRIP (P)		08/15/13	4.485	50,000.00	100,165.92	102,781.02	10/26/06
179287	302	DPTF	91282JL8	US TREASURY STRIP (P)		11/15/13	4.516	250,000.00	37,121.50	37,542.00	11/28/06
178326	302	DPTF	91283DDG2	US TREASURY STRIP (P)		08/15/14	4.630	50,000.00	183,630.00	184,652.50	12/18/06
178990	302	DPTF	91283DDG2	US TREASURY STRIP (P)		08/15/14	4.783	138,000.00	34,885.50	35,684.00	10/04/06
179288	302	DPTF	91283DDG2	US TREASURY STRIP (P)		08/15/14	4.529	250,000.00	95,427.00	96,487.84	10/26/06
178327	302	DPTF	91283KD1	US TREASURY STRIP (P)		11/15/14	4.660	50,000.00	33,236.00	33,948.50	11/28/06
178581	302	DPTF	91283JL8	US TREASURY STRIP (P)		08/15/15	4.806	50,000.00	103,281.00	105,676.50	01/31/07
179289	302	DPTF	91283JL8	US TREASURY STRIP (P)		08/15/15	4.580	138,000.00	90,841.26	93,697.86	10/26/06
179695	302	DPTF	91283KF6	US TREASURY STRIP (P)		11/15/15	4.583	250,000.00	166,962.50	167,367.50	11/28/06
178328	302	DPTF	91283KF6	US TREASURY STRIP (P)		08/15/16	4.890	150,000.00	98,097.00	100,420.50	12/18/06
178582	302	DPTF	91283KJ8	US TREASURY STRIP (P)		08/15/16	4.710	50,000.00	31,589.00	32,207.00	10/04/06
178992	302	DPTF	91283KJ8	US TREASURY STRIP (P)		08/15/16	4.869	138,000.00	86,107.86	88,891.32	10/26/06
179290	302	DPTF	91283KK5	US TREASURY STRIP (P)		11/15/16	4.635	50,000.00	32,037.00	32,207.00	11/28/06
							4.829	250,000.00	158,957.50	159,005.00	12/18/06

PGM: INVS_MONTHEND_INVENTORY
 SOURCE: VISAIICED
 MODEL: INVENTORY
 BASIS: SETTLEMENT
 AS-OF: 3/30/07

RICHARD O. CORDRAY
 TREASURER, STATE OF OHIO
 INVESTMENT INVENTORY
 SETTLED POSITIONS AS OF: 03/30/07

INVS#	FUNO	GROUP	CUSIP	DESCRIPTION	RATE	MATURITY	YIELD	PAR AMOUNT	BOOK VALUE	US\$ MARKET	1ST PUR
178329	302	DPTF	912833KN9	US TREASURY STRIP		08/15/17	4.750	50,000.00	30,024.50	30,543.50	10/04/06
178583	302	DPTF	912833KN9	US TREASURY STRIP		08/15/17	4.903	138,000.00	81,769.14	84,300.06	10/26/06
178933	302	DPTF	912833KN9	US TREASURY STRIP		08/15/17	4.655	50,000.00	30,538.00	30,543.50	11/28/06
179291	302	DPTF	912833KP4	US TREASURY STRIP		11/15/17	4.677	250,000.00	150,977.50	150,602.50	12/18/06
179697	302	DPTF	912833KP4	US TREASURY STRIP		11/15/17	4.994	150,000.00	88,105.50	90,361.50	01/31/07
178330	302	DPTF	912833KS8	US TREASURY STRIP		08/15/18	4.790	50,000.00	28,615.00	28,997.00	10/04/06
178564	302	DPTF	912833KS8	US TREASURY STRIP		08/15/18	4.940	138,000.00	77,571.18	80,031.72	10/26/06
178994	302	DPTF	912833KS8	US TREASURY STRIP		08/15/18	4.687	50,000.00	29,058.00	28,997.00	11/28/06
178331	302	DPTF	912833KT6	US TREASURY STRIP		11/15/18	4.700	250,000.00	143,770.00	142,932.50	12/18/06
178585	302	DPTF	912833KW9	US TREASURY STRIP		08/15/19	4.850	50,000.00	26,992.50	27,407.50	10/04/06
178995	302	DPTF	912833KW9	US TREASURY STRIP		08/15/19	5.001	138,000.00	73,316.64	75,644.70	10/26/06
179293	302	DPTF	912833KW9	US TREASURY STRIP		08/15/19	4.745	50,000.00	27,543.00	27,407.50	11/28/06
178332	302	DPTF	912833KX7	US TREASURY STRIP		11/15/19	4.763	250,000.00	136,157.50	135,047.50	12/18/06
178566	302	DPTF	912833LA6	US TREASURY STRIP		08/15/20	4.900	50,000.00	25,556.00	25,870.00	10/04/06
178996	302	DPTF	912833LA6	US TREASURY STRIP		08/15/20	5.050	138,000.00	69,324.30	71,401.20	10/26/06
179294	302	DPTF	912833LA6	US TREASURY STRIP		08/15/20	4.795	50,000.00	26,106.00	25,870.00	11/28/06
178333	302	DPTF	912833LB4	US TREASURY STRIP		11/15/20	4.806	250,000.00	129,142.50	127,425.00	10/04/06
178997	302	DPTF	912833LB4	US TREASURY STRIP		08/15/21	4.920	50,000.00	24,277.50	24,488.00	10/04/06
178337	302	DPTF	912833LE8	US TREASURY STRIP		08/15/21	5.076	138,000.00	66,704.56	67,586.88	10/26/06
178997	302	DPTF	912833LE8	US TREASURY STRIP		08/15/21	4.820	50,000.00	24,808.50	24,488.00	11/28/06
179295	302	DPTF	912833LF5	US TREASURY STRIP		11/15/21	4.828	250,000.00	122,757.50	120,927.50	12/18/06
179701	302	DPTF	912833LF5	US TREASURY STRIP		11/15/21	5.127	150,000.00	70,956.00	72,556.50	01/31/07
178334	302	DPTF	912833LJ7	US TREASURY STRIP		08/15/22	4.900	50,000.00	23,197.50	23,266.00	10/04/06
178568	302	DPTF	912833LJ7	US TREASURY STRIP		08/15/22	5.071	138,000.00	62,540.22	64,214.16	10/26/06
178998	302	DPTF	912833LJ7	US TREASURY STRIP		08/15/22	4.802	50,000.00	23,720.00	23,266.00	11/28/06
179296	302	DPTF	912833LJ7	US TREASURY STRIP		08/15/22	5.071	250,000.00	117,020.00	114,892.50	12/18/06
178335	302	DPTF	912833LK4	US TREASURY STRIP		08/15/23	4.829	50,000.00	22,029.00	22,172.00	10/04/06
178599	302	DPTF	912833LM0	US TREASURY STRIP		08/15/23	4.920	138,000.00	59,534.58	61,194.72	10/26/06
179297	302	DPTF	912833LM0	US TREASURY STRIP		08/15/23	5.066	50,000.00	22,591.50	22,172.00	11/28/06
179703	302	DPTF	912833LP3	US TREASURY STRIP		11/15/23	4.832	250,000.00	111,512.50	109,490.00	12/18/06
178336	302	DPTF	912833LP3	US TREASURY STRIP		08/15/23	4.810	50,000.00	22,591.50	22,172.00	10/04/06
178599	302	DPTF	912833LP3	US TREASURY STRIP		08/15/23	4.832	138,000.00	64,126.50	65,694.00	01/31/07
179000	302	DPTF	912833LS7	US TREASURY STRIP		08/15/24	4.920	50,000.00	20,983.50	21,026.00	10/04/06
179298	302	DPTF	912833LS7	US TREASURY STRIP		08/15/24	5.074	138,000.00	56,549.64	58,031.76	10/26/06
178337	302	DPTF	912833LW8	US TREASURY STRIP		11/15/24	4.815	50,000.00	21,524.00	21,026.00	11/28/06
178599	302	DPTF	912833LW8	US TREASURY STRIP		08/15/24	4.840	250,000.00	106,165.00	103,827.50	12/18/06
179001	302	DPTF	912833LW8	US TREASURY STRIP		08/15/25	4.910	50,000.00	20,925.00	20,039.00	10/04/06
179299	302	DPTF	912833LW8	US TREASURY STRIP		08/15/25	5.060	138,000.00	53,924.88	55,907.64	10/26/06
179705	302	DPTF	912833LX6	US TREASURY STRIP		11/15/25	4.835	50,000.00	20,561.50	20,039.00	11/28/06
178332	302	DPTF	912833LX6	US TREASURY STRIP		08/15/25	5.145	150,000.00	57,760.50	59,373.00	10/13/07
178594	302	DPTF	912833PE4	US TREASURY STRIP		08/15/26	5.022	138,000.00	51,376.02	52,622.16	10/26/06
178994	302	DPTF	912833PE4	US TREASURY STRIP		08/15/26	5.002	138,000.00	49,154.22	50,266.50	10/26/06
178330	302	DPTF	912833RZ5	US TREASURY STRIP		08/15/27	4.988	138,000.00	46,993.14	48,035.04	10/26/06
178596	302	DPTF	912833XP0	US TREASURY STRIP		08/15/29	4.941	138,000.00	44,867.94	45,919.50	10/26/06
178334	302	DPTF	912833XY1	US TREASURY STRIP		08/16/30	4.941	138,000.00	43,180.20	44,157.24	10/26/06
178597	302	DPTF	912833ZS6	US TREASURY STRIP		08/15/31	4.945	138,000.00	41,082.60	42,215.58	10/26/06
								\$ 11,016,000.00	\$ 6,792,863.54	\$ 6,874,346.70	
								\$ 890,384,165.58	\$ 616,536,656.70	\$ 718,477,394.23	

PGM: INVS_MONTHEND_INVENTORY
 SOURCE: VISUALIZED
 MODEL: INVENTORY
 BASIS: SETTLEMENT
 AS-OF: 3/30/07

RICHARD CORDRAY
 TREASURER, STATE OF OHIO
 INVESTMENT INVENTORY
 SETTLED POSITIONS AS OF: 03/30/07

INVS#	FUND	GROUP	CUSIP	DESCRIPTION	RATE	MATURITY	YIELD	PAR AMOUNT	BOOK VALUE	USD MARKET	1ST PUR
179908	400	STAR	90262DR23	UBS FINANCE	5.235	04/02/07	5.343	30,000,000.00	29,803,687.50	29,803,687.50	02/18/07
179924	400	STAR	90262DR56	UBS FINANCE	5.250	04/05/07	5.357	25,000,000.00	24,839,583.33	24,839,583.33	02/20/07
179882	400	STAR	36959SR62	GENERAL ELECTRIC CAPITAL SERV	5.220	04/06/07	5.332	35,000,000.00	34,741,175.00	34,741,175.00	02/14/07
179910	400	STAR	17307SR95	CITIGROUP FUNDING INC	5.240	04/09/07	5.353	30,000,000.00	29,772,933.33	29,772,933.33	02/16/07
180002	400	STAR	4042P1R92	HSBC FINANCE CORP	5.220	04/09/07	5.324	30,000,000.00	29,821,650.00	29,821,650.00	02/27/07
179932	400	STAR	0027A1RA9	ABBAY NATIONAL NA, LLC	5.230	04/10/07	5.339	40,000,000.00	39,726,877.78	39,726,877.78	02/22/07
179894	400	STAR	4497W1RH1	ING (US) FUNDING	5.230	04/17/07	5.350	40,000,000.00	39,645,522.22	39,645,522.22	02/15/07
179925	400	STAR	2521E1RQ0	DEXIA DELAWARE	5.240	04/24/07	5.362	50,000,000.00	49,541,500.00	49,541,500.00	02/20/07
179954	400	STAR	74977LFRQ2	RABOBANK USA FINANCIAL CORP	5.225	04/24/07	5.345	40,000,000.00	39,645,861.11	39,645,861.11	02/22/07
180072	400	STAR	00137FRW4	AG FUNDING INC	5.200	04/30/07	5.315	50,000,000.00	49,595,555.56	49,595,555.56	03/05/07
180043	400	STAR	38142US11	GOLDMAN SACHS	5.210	05/01/07	5.329	40,000,000.00	39,646,877.78	39,646,877.78	03/01/07
180277	400	STAR	74433HS13	PRUDENTIAL FUNDING	5.240	05/01/07	5.345	40,000,000.00	39,761,288.89	39,761,288.89	03/21/07
180076	400	STAR	4424P1S34	HSBC FINANCE CORP	5.235	05/04/07	5.328	50,000,000.00	49,573,069.44	49,573,069.44	03/05/07
180091	400	STAR	90262DS48	UBS FINANCE	5.235	05/04/07	5.354	35,000,000.00	34,699,714.58	34,699,714.58	03/06/07
180012	400	STAR	0027A1S83	ABBAY NATIONAL NA, LLC	5.235	05/08/07	5.350	45,000,000.00	44,646,637.50	44,646,637.50	03/15/07
180286	400	STAR	74977L581	RABOBANK USA FINANCIAL CORP	5.210	05/08/07	5.331	30,000,000.00	29,726,475.00	29,726,475.00	03/06/07
180280	400	STAR	02635SSA6	AMERICAN GENERAL FINANCE CORP	5.235	05/10/07	5.346	40,000,000.00	39,703,633.33	39,703,633.33	03/22/07
180255	400	STAR	07389BSA0	BEAR STEARNS CO	5.230	05/15/07	5.342	40,000,000.00	44,491,050.00	44,491,050.00	03/20/07
180297	400	STAR	69372BSF8	PACCAR FINANCIAL CORP	5.220	05/17/07	5.353	45,000,000.00	44,911,050.00	44,911,050.00	03/20/07
180256	400	STAR	17307SSH6	CITIGROUP FUNDING INC	5.230	05/17/07	5.358	30,000,000.00	29,608,500.00	29,608,500.00	03/01/07
180311	400	STAR	5901RKS45	MERRILL LYNCH & CO	5.240	05/17/07	5.348	50,000,000.00	49,599,722.22	49,599,722.22	03/23/07
180298	400	STAR	07389BSN2	BEAR STEARNS CO	5.235	05/22/07	5.357	50,000,000.00	29,747,216.67	29,747,216.67	03/20/07
179972	400	STAR	2521E1S09	DEXIA DELAWARE	5.240	05/24/07	5.356	40,000,000.00	49,585,166.67	49,585,166.67	03/26/07
180034	400	STAR	0660P1SR3	BANK OF AMERICA	5.235	05/25/07	5.379	40,000,000.00	39,639,366.67	39,639,366.67	03/23/07
180034	400	STAR	38142USV5	GOLDMAN SACHS	5.220	05/29/07	5.356	50,000,000.00	49,405,500.00	49,405,500.00	03/08/07
180074	400	STAR	69372BSX9	PACCAR FINANCIAL CORP	5.190	05/31/07	5.329	45,000,000.00	44,435,587.50	44,435,587.50	03/01/07
180053	400	STAR	0660P1T19	BANK OF AMERICA	5.215	06/01/07	5.358	20,000,000.00	19,736,352.78	19,736,352.78	03/02/07
180314	400	STAR	74433HT12	PRUDENTIAL FUNDING	5.230	06/01/07	5.355	45,000,000.00	44,561,987.50	44,561,987.50	03/26/07
179728	400	STAR	313384DX4	FLHB DISCOUNT NOTE	5.135	04/04/07	5.254	1,135,000,000.00	1,124,885,159.02	1,124,885,159.02	
179751	400	STAR	313384DX4	FLHB DISCOUNT NOTE	5.135	04/04/07	5.253	49,750,000.00	49,302,934.06	49,735,075.00	01/31/07
179859	400	STAR	313384EE5	FLHB DISCOUNT NOTE	5.060	04/11/07	5.265	40,500,000.00	40,141,833.75	40,487,850.00	02/01/07
179825	400	STAR	313384EE5	FLHB DISCOUNT NOTE	5.130	04/11/07	5.248	25,000,000.00	24,360,472.22	24,967,500.00	10-11/06
179826	400	STAR	313384EE5	FLHB DISCOUNT NOTE	5.130	04/11/07	5.248	25,000,000.00	24,775,562.50	24,967,500.00	02/07/07
179661	400	STAR	313384EG0	FLHB DISCOUNT NOTE	5.140	04/13/07	5.256	50,000,000.00	49,551,125.00	49,935,000.00	02/07/07
179882	400	STAR	313384EM7	FLHB DISCOUNT NOTE	5.135	04/18/07	5.266	50,000,000.00	49,571,666.67	49,920,000.00	02/12/07
179608	400	STAR	313384EP0	FLHB DISCOUNT NOTE	5.130	04/20/07	5.270	50,000,000.00	49,436,578.39	49,885,000.00	01/29/07
179611	400	STAR	313384EP0	FLHB DISCOUNT NOTE	5.130	04/20/07	5.270	50,000,000.00	49,351,625.00	49,870,000.00	01/19/07
179674	400	STAR	313384EWS	FLHB DISCOUNT NOTE	5.135	04/27/07	5.275	50,000,000.00	49,351,625.00	49,870,000.00	01/19/07
179752	400	STAR	313384FB0	FLHB DISCOUNT NOTE	5.130	05/02/07	5.269	45,000,000.00	44,415,893.75	44,838,000.00	01/26/07
179753	400	STAR	313384FB0	FLHB DISCOUNT NOTE	5.130	05/02/07	5.269	50,000,000.00	49,358,750.00	49,785,000.00	02/01/07
179786	400	STAR	313384FD6	FLHB DISCOUNT NOTE	5.180	05/04/07	5.287	30,900,000.00	30,512,514.00	30,757,860.00	02/05/07
180154	400	STAR	313384FJ3	FLHB DISCOUNT NOTE	5.125	05/09/07	5.284	35,000,000.00	34,719,066.67	34,839,000.00	03/09/07
179838	400	STAR	313384FJ3	FLHB DISCOUNT NOTE	5.125	05/09/07	5.284	50,000,000.00	49,359,375.00	49,735,000.00	02/08/07
179863	400	STAR	313384FL8	FLHB DISCOUNT NOTE	5.125	05/11/07	5.282	50,000,000.00	49,373,611.11	49,725,000.00	02/12/07
179864	400	STAR	313384FL8	FLHB DISCOUNT NOTE	5.125	05/11/07	5.282	50,000,000.00	49,373,611.11	49,725,000.00	02/12/07
180205	400	STAR	313384FT1	FLHB DISCOUNT NOTE	5.140	05/18/07	5.260	30,000,000.00	29,721,583.33	29,805,000.00	03/14/07
180232	400	STAR	313384FT1	FLHB DISCOUNT NOTE	5.145	05/18/07	5.264	50,000,000.00	49,549,812.50	49,675,000.00	03/16/07
180155	400	STAR	313384GA1	FLHB DISCOUNT NOTE	5.150	05/25/07	5.280	50,000,000.00	49,449,236.11	49,625,000.00	03/09/07

PGM: INVS_MONTHEND_INVENTORY
 SOURCE: VISUALIZED
 MODEL: INVENTORY
 BASIS: SETTLEMENT
 AS-OF: 3/30/07

RICHARD CORDRAY
 TREASURER, STATE OF OHIO
 INVESTMENT INVENTORY
 SETTLED POSITIONS AS OF: 03/30/07

INVS#	FUND	GROUP	CUSIP	DESCRIPTION	RATE	MATURITY	YIELD	PAR AMOUNT	BOOK VALUE	US\$ MARKET	1ST PUR
179887	400	STAR	313396DV2	FLMC DISCOUNT NOTE	5.135	04/02/07	5.241	\$ 47,690,000.00	\$ 47,287,677.89	\$ 47,600,000.00	02/15/07
179765	400	STAR	313396DW0	FLMC DISCOUNT NOTE	5.130	04/03/07	5.246	\$ 50,000,000.00	\$ 49,572,500.00	\$ 49,995,000.00	02/02/07
179766	400	STAR	313396DW0	FLMC DISCOUNT NOTE	5.130	04/03/07	5.246	\$ 50,000,000.00	\$ 49,572,500.00	\$ 49,995,000.00	02/02/07
179767	400	STAR	313396DY6	FLMC DISCOUNT NOTE	5.130	04/05/07	5.248	\$ 50,000,000.00	\$ 49,558,250.00	\$ 49,980,000.00	02/02/07
179768	400	STAR	313396DY6	FLMC DISCOUNT NOTE	5.130	04/05/07	5.248	\$ 50,000,000.00	\$ 49,558,250.00	\$ 49,980,000.00	02/02/07
180013	400	STAR	313396EC3	FLMC DISCOUNT NOTE	5.160	04/09/07	5.262	\$ 16,940,000.00	\$ 16,842,877.33	\$ 16,923,060.00	02/02/07
178442	400	STAR	313396ED1	FLMC DISCOUNT NOTE	5.060	04/10/07	5.265	\$ 25,000,000.00	\$ 24,360,472.22	\$ 24,972,500.00	10/10/06
178616	400	STAR	313396ED1	FLMC DISCOUNT NOTE	5.090	04/10/07	5.286	\$ 25,000,000.00	\$ 24,406,166.67	\$ 24,972,500.00	10/24/06
179661	400	STAR	313396EK5	FLMC DISCOUNT NOTE	5.135	04/16/07	5.273	\$ 50,000,000.00	\$ 49,372,388.89	\$ 49,900,000.00	01/18/07
179646	400	STAR	313396EL3	FLMC DISCOUNT NOTE	5.170	04/17/07	5.278	\$ 20,441,000.00	\$ 20,300,093.37	\$ 20,398,073.90	01/24/07
179648	400	STAR	313396ES8	FLMC DISCOUNT NOTE	5.135	04/23/07	5.273	\$ 25,000,000.00	\$ 24,682,628.47	\$ 24,925,000.00	02/28/07
179663	400	STAR	313396ES8	FLMC DISCOUNT NOTE	5.140	04/23/07	5.278	\$ 36,100,000.00	\$ 35,646,423.56	\$ 35,991,700.00	01/24/07
179672	400	STAR	313396FG3	FLMC DISCOUNT NOTE	5.125	05/07/07	5.264	\$ 40,000,000.00	\$ 39,503,616.67	\$ 39,880,000.00	01/25/07
179796	400	STAR	313396FG3	FLMC DISCOUNT NOTE	5.135	05/07/07	5.272	\$ 50,000,000.00	\$ 49,359,375.00	\$ 49,750,000.00	02/06/07
180259	400	STAR	313396FK4	FLMC DISCOUNT NOTE	5.145	05/10/07	5.255	\$ 24,800,000.00	\$ 24,619,239.00	\$ 24,666,080.00	03/20/07
179876	400	STAR	313396FP3	FLMC DISCOUNT NOTE	5.130	05/21/07	5.269	\$ 50,000,000.00	\$ 49,358,750.00	\$ 49,650,000.00	02/13/07
179947	400	STAR	313396FW8	FLMC DISCOUNT NOTE	5.155	06/21/07	5.294	\$ 50,000,000.00	\$ 49,352,784.72	\$ 49,650,000.00	02/21/07
180126	400	STAR	313396G27	FLMC DISCOUNT NOTE	5.145	06/04/07	5.279	\$ 50,000,000.00	\$ 49,406,895.83	\$ 49,595,000.00	03/07/07
180158	400	STAR	313396G27	FLMC DISCOUNT NOTE	5.140	06/04/07	5.280	\$ 50,000,000.00	\$ 49,378,916.67	\$ 49,555,000.00	03/12/07
180193	400	STAR	313396G11	FLMC DISCOUNT NOTE	5.150	06/11/07	5.285	\$ 50,000,000.00	\$ 49,399,166.67	\$ 49,505,000.00	03/13/07
180206	400	STAR	313396GT4	FLMC DISCOUNT NOTE	5.145	06/11/07	5.284	\$ 40,000,000.00	\$ 39,485,500.00	\$ 39,604,000.00	03/13/07
180243	400	STAR	313396GT4	FLMC DISCOUNT NOTE	5.135	06/11/07	5.274	\$ 50,000,000.00	\$ 49,365,133.33	\$ 49,505,000.00	03/14/07
180326	400	STAR	313396HA4	FLMC DISCOUNT NOTE	5.135	06/18/07	5.275	\$ 50,000,000.00	\$ 49,350,993.06	\$ 49,455,000.00	03/19/07
180319	400	STAR	313396HA4	FLMC DISCOUNT NOTE	5.135	06/18/07	5.269	\$ 50,000,000.00	\$ 49,408,048.61	\$ 49,455,000.00	03/27/07
180320	400	STAR	313396HH9	FLMC DISCOUNT NOTE	5.135	06/25/07	5.274	\$ 50,000,000.00	\$ 49,358,125.00	\$ 49,405,000.00	03/27/07
177696	400	STAR	3128X47K1	FLMC MEDIUM TERM NOTE	5.250	05/16/07	5.404	\$ 50,000,000.00	\$ 49,936,850.00	\$ 49,994,500.00	08/01/06
178427	400	STAR	31359MB44	FNMA DEBENTURE	3.875	05/15/07	5.212	\$ 50,000,000.00	\$ 49,936,850.00	\$ 49,994,500.00	10/06/06
179795	400	STAR	313588EG6	FNMA DISCOUNT NOTE	5.130	04/13/07	5.251	\$ 36,650,000.00	\$ 36,305,306.75	\$ 36,591,360.00	02/06/07
180014	400	STAR	313588EL5	FNMA DISCOUNT NOTE	5.140	04/17/07	5.247	\$ 40,000,000.00	\$ 39,775,866.67	\$ 39,916,000.00	02/28/07
178610	400	STAR	313588EM3	FNMA DISCOUNT NOTE	5.130	04/18/07	5.266	\$ 50,000,000.00	\$ 49,365,875.00	\$ 49,885,000.00	01/19/07
179976	400	STAR	313588EN1	FNMA DISCOUNT NOTE	5.150	04/19/07	5.263	\$ 50,000,000.00	\$ 49,606,597.22	\$ 49,880,000.00	02/28/07
180015	400	STAR	313588EN1	FNMA DISCOUNT NOTE	5.140	04/19/07	5.249	\$ 50,000,000.00	\$ 49,643,055.56	\$ 49,890,000.00	02/28/07
178664	400	STAR	313588EU5	FNMA DISCOUNT NOTE	5.138	04/25/07	5.277	\$ 50,000,000.00	\$ 49,357,812.50	\$ 49,835,000.00	01/25/07
179673	400	STAR	313588EU5	FNMA DISCOUNT NOTE	5.140	04/26/07	5.278	\$ 50,000,000.00	\$ 49,364,638.89	\$ 49,835,000.00	01/26/07
179977	400	STAR	313588EV3	FNMA DISCOUNT NOTE	5.150	04/26/07	5.268	\$ 25,000,000.00	\$ 24,778,263.89	\$ 24,915,000.00	02/23/07
180018	400	STAR	313588EV3	FNMA DISCOUNT NOTE	5.140	04/26/07	5.254	\$ 50,000,000.00	\$ 49,593,083.33	\$ 49,830,000.00	02/28/07
177777	400	STAR	313388EW1	FNMA DISCOUNT NOTE	5.120	04/27/07	5.350	\$ 5,000,000.00	\$ 4,810,844.44	\$ 4,982,000.00	08/04/06

PGM: INVS MONTHEHD_INVENTORY
 SOURCE: VISUALIZED
 MODEL: INVENTORY
 BASIS: SETTLEMENT
 AS-OF: 3/30/07

RICHARD CORDRAY
 TREASURER, STATE OF OHIO
 INVESTMENT INVENTORY
 SETTLED POSITIONS AS OF: 03/30/07

INVT#	FUND	GROUP	CUSIP	DESCRIPTION	RATE	MATURITY	YIELD	PAR AMOUNT	BOOK VALUE	US#	MARKET	1ST PUR
177778	400	STAR	313588EW1	FNMA DISCOUNT NOTE	5.120	04/27/07	5.350	\$ 50,000,000.00	\$ 48,108,444.44	\$	49,820,000.00	08/04/06
179917	400	STAR	313588EZ4	FNMA DISCOUNT NOTE	5.130	04/30/07	5.256	\$ 50,000,000.00	\$ 49,479,875.00	\$	49,800,000.00	02/16/07
180184	400	STAR	313588FA8	FNMA DISCOUNT NOTE	5.150	05/01/07	5.258	\$ 39,384,000.00	\$ 39,107,929.10	\$	39,222,525.60	03/13/07
179943	400	STAR	313588FB5	FNMA DISCOUNT NOTE	5.150	05/14/07	5.284	\$ 49,831,000.00	\$ 49,246,454.69	\$	49,592,014.00	02/21/07
179992	400	STAR	313588FF1	FNMA DISCOUNT NOTE	5.130	05/16/07	5.276	\$ 50,000,000.00	\$ 49,357,875.00	\$	49,685,000.00	02/15/07
180260	400	STAR	313588FX8	FNMA DISCOUNT NOTE	5.130	05/22/07	5.248	\$ 36,000,000.00	\$ 34,685,787.50	\$	34,751,500.00	03/20/07
179944	400	STAR	313588FY6	FNMA DISCOUNT NOTE	5.155	05/23/07	5.296	\$ 50,000,000.00	\$ 49,348,465.28	\$	49,635,000.00	02/21/07
180289	400	STAR	313588FV6	FNMA DISCOUNT NOTE	5.155	05/23/07	5.296	\$ 50,000,000.00	\$ 49,348,465.28	\$	49,635,000.00	02/21/07
180124	400	STAR	313588FZ3	FNMA DISCOUNT NOTE	5.130	05/24/07	5.248	\$ 46,000,000.00	\$ 44,596,012.50	\$	44,667,000.00	03/22/07
180190	400	STAR	313588GF6	FNMA DISCOUNT NOTE	5.150	05/30/07	5.285	\$ 24,494,000.00	\$ 24,220,687.78	\$	24,293,149.20	03/07/07
180278	400	STAR	313588GF6	FNMA DISCOUNT NOTE	5.145	05/31/07	5.270	\$ 46,000,000.00	\$ 44,543,381.25	\$	44,622,000.00	03/21/07
180159	400	STAR	313588GN9	FNMA DISCOUNT NOTE	5.150	06/06/07	5.289	\$ 25,000,000.00	\$ 24,681,701.99	\$	24,770,000.00	03/09/07
180178	400	STAR	313588GN9	FNMA DISCOUNT NOTE	5.150	06/06/07	5.287	\$ 50,000,000.00	\$ 49,384,861.11	\$	49,540,000.00	03/13/07
180233	400	STAR	313588GV1	FNMA DISCOUNT NOTE	5.130	06/13/07	5.273	\$ 19,022,000.00	\$ 18,790,697.76	\$	18,846,997.60	03/12/07
180303	400	STAR	313588HC2	FNMA DISCOUNT NOTE	5.140	06/20/07	5.268	\$ 50,000,000.00	\$ 49,365,256.94	\$	49,490,000.00	03/16/07
180331	400	STAR	313588HC2	FNMA DISCOUNT NOTE	5.135	06/20/07	5.275	\$ 50,000,000.00	\$ 49,400,333.33	\$	49,440,000.00	03/23/07
180332	400	STAR	313588HK4	FNMA DISCOUNT NOTE	5.140	06/27/07	5.275	\$ 40,000,000.00	\$ 39,480,794.44	\$	39,512,000.00	03/28/07
180342	400	STAR	313588HK4	FNMA DISCOUNT NOTE	5.140	06/27/07	5.279	\$ 50,000,000.00	\$ 49,357,500.00	\$	49,390,000.00	03/29/07
180384	400	STAR	RP0339072	FIFTH THIRD BANK, CINCI	5.000	04/02/07	5.000	\$ 35,603,817.00	\$ 35,603,817.00	\$	35,603,817.00	03/30/07
179915	400	STAR	890592EF3	TVA DISCOUNT NOTE	5.130	04/12/07	5.242	\$ 50,000,000.00	\$ 49,608,125.00	\$	49,930,000.00	02/16/07
179916	400	STAR	890592EF3	TVA DISCOUNT NOTE	5.130	04/12/07	5.242	\$ 50,000,000.00	\$ 49,608,125.00	\$	49,930,000.00	02/16/07
180137	400	STAR	890592FC9	TVA DISCOUNT NOTE	5.145	05/03/07	5.259	\$ 50,000,000.00	\$ 49,599,833.33	\$	49,780,000.00	03/08/07
								\$ 150,000,000.00	\$ 148,816,083.33	\$	149,640,000.00	
								\$ 5,031,015,817.00	\$ 4,976,484,029.63	\$	5,000,587,721.32	
====GRAND TOTAL====>								\$ 13,219,959,149.55	\$ 12,856,365,069.28	\$	12,985,429,286.38	