



STATE BOARD OF DEPOSIT

STATE OF OHIO

Members:
Richard Cordray, Chairman
Treasurer of State

Marc Dann
Attorney General

Mary Taylor
Auditor of State

BOARD OF DEPOSIT

December 20, 2007

AGENDA

1. Call to order
2. Approve or amend minutes from November 15, 2007 meeting
3. Sign approved minutes
4. Old Business
5. New Business
 - Economic Outlook
 - Investment Activity
 - Other Business
6. Ratification of the Designation by the Treasurer of State of \$11,217,207,838.44 as Interim Funds
7. Certification and Approval of Board Expenses
8. Adjournment



STATE BOARD OF DEPOSIT

STATE OF OHIO

Members:
Richard Cordray, Chairman
Treasurer of State

Marc Dann
Attorney General

Mary Taylor
Auditor of State

Minutes of the meeting of the State Board of Deposit held Thursday November 15, 2007 at 2:30 p.m. in the office of the Treasurer of State.

MEMBERS PRESENT: Richard Cordray, Treasurer of State (Chair)
Thomas Winters, representing Attorney General Marc Dann
Tim Keen, representing Auditor of State Mary Taylor

OTHERS PRESENT: Amy Minardo, Treasurer of State
Jennifer Day, Treasurer of State
Holly Hollingsworth, Treasurer of State
Bob Newman, Treasurer of State
Michael Sawczyn, Treasurer of State
Dan Rinehard, Calfee
Stacey Cumberlander, Secretary

The Secretary of the State Board of Deposit has complied with section 135-1-01 of the Administrative Code concerning notice of the meetings of the State Board of Deposit.

Treasurer Cordray moved that the reading of the minutes of the State Board of Deposit meeting held October 30, 2007 which had previously been distributed to the members be dispensed and that the minutes be approved. Mr. Keen approved and Mr. Winters seconded. The motion carried.

OLD BUSINESS

Under old business an update was given of the FDC (First Data Corp) project. There was a record of 2000 payments received in one day, November 14, 2007 due to taxes that are due in the middle of the month. The new system handled the volume with no problems.

NEW BUSINESS

ECONOMIC OUTLOOK / INVESTMENT

Investment Director Bob Newman presented an overview of the investment philosophy. The Federal Funds rate is at 4.50%. On November 9, 2007 the Federal Funds market reflected a 57.1% chance of a decrease of the fed funds rate of 4.50% at the December 11, 2007 FOMC meeting. The near term outlook for the housing market remains uncertain with reported declines in home sales. The overall housing market index declined by 2 points. Core CPI increased 0.2 %. For the week ending November 10, 2007 the dollar was valued at a record low compared to the

euro and crude oil futures that were trading at year to date record highs. The unemployment rate remained flat in the month of October 2007. It was reported that the rise in unemployment is impacted by the declining housing market. In summary, the economy is likely to be impacted by the recent credit market turmoil which is driven by a dislocation in the sub-prime housing sector. We anticipate a further reduction to the federal funds rate before the January 2008 (FOMC) Federal Open Market Committee meeting. The strategy is to continue to add value and position the portfolio in line with near term expectations on interest rates.

RATIFICATION OF THE INTERIM FUNDS

Treasurer Cordray moved the board ratify \$10,252,522,243.95 as interim funds for October 2007. Mr. Keen seconded. Motion carried.

CERTIFICATION OF BOARD EXPENSES

In accordance with Chapter 135.02 of the Ohio Revised Code, the Chairman and the Secretary of the State Board of Deposit certified that the necessary expenses of the Board which represent KeyBank FDC ACH banking fees for September 2007 were \$23,285.72. KeyBank Trust banking fees for September 2007 were \$9,429.61. PNC banking fees were \$271.84 for September 2007. Fifth Third banking fees for ODNR (Wapakoneta) for September 2007 were \$60.47. Charter One banking fees were \$121.10 for September 2007. US Bank banking fees were \$528.47 for August 2007. The Board authorized the Chairman to pay these expenses from the appropriations for that purpose. A copy of the main depository bill with Keybank for October 2007 was presented to the board. The bill did not require board approval but shows the excess earnings credits, less service charges, and the earnings credit amounts being carried forward.


There being no further business to come before the Board, Treasurer Cordray moved to adjourn. Motion carried. Meeting adjourned.



RICHARD CORDRAY, TREASURER OF STATE
CHAIRMAN, STATE BOARD OF DEPOSIT

ATTEST 
SECRETARY

ATTORNEY GENERAL 

AUDITOR OF STATE 



STATE BOARD OF DEPOSIT

STATE OF OHIO

Members:
Richard Cordray, Chairman
Treasurer of State

Marc Dann
Attorney General

Mary Taylor
Auditor of State

CERTIFICATION OF THE EXPENSES OF THE STATE BOARD OF DEPOSIT

In accordance with Chapter 135.02 of the Ohio Revised Code, the undersigned, Chairman and Secretary of the State Board of Deposit of the State of Ohio, hereby certifies that the necessary expenses of the Board, which represent National City Bank banking fees which remain unpaid for the ODNR Cambridge account for the period of January 2006 through October of 2007 are \$320.86.

Richard Cordray

CHAIRMAN

Stacey Cumberlander

SECRETARY

December 13, 2007

DATE



STATE BOARD OF DEPOSIT

STATE OF OHIO

Members:
Richard Cordray, Chairman
Treasurer of State

Marc Dann
Attorney General

Mary Taylor
Auditor of State

CERTIFICATION OF THE EXPENSES OF THE STATE BOARD OF DEPOSIT

In accordance with Chapter 135.02 of the Ohio Revised Code, the undersigned, Chairman and Secretary of the State Board of Deposit of the State of Ohio, hereby certifies that the necessary expenses of the Board, which represent PNC banking fees for the month of October 2007, are \$282.53.

Richard Cordray

CHAIRMAN

Stacy Cumberland

SECRETARY

December 13, 2007

DATE



STATE BOARD OF DEPOSIT

STATE OF OHIO

Members:
Richard Cordray, Chairman
Treasurer of State

Marc Dann
Attorney General

Mary Taylor
Auditor of State

CERTIFICATION OF THE EXPENSES OF THE STATE BOARD OF DEPOSIT

In accordance with Chapter 135.02 of the Ohio Revised code, the undersigned, Chairman and Secretary of the State Board of Deposit of the State of Ohio, hereby certifies that the necessary expenses of the Board, which represent KeyBank trust banking fees for October 2007 are \$8,763.98.

Richard Cordray

CHAIRMAN

Stacy Cumberlander

SECRETARY

December 13, 2007

DATE



STATE BOARD OF DEPOSIT

STATE OF OHIO

Members:
Richard Cordray, Chairman
Treasurer of State

Marc Dann
Attorney General

Mary Taylor
Auditor of State

CERTIFICATION OF THE EXPENSES OF THE STATE BOARD OF DEPOSIT

In accordance with Chapter 135.02 of the Ohio Revised Code, the undersigned, Chairman and Secretary of the State Board of Deposit of the State of Ohio, hereby certifies that the necessary expenses of the Board, which represent Charter One banking fees for the month of October 2007, are \$118.30.

Richard Cordray

CHAIRMAN

Stacy Cumberland

SECRETARY

December 13, 2007

DATE

STATE BOARD OF DEPOSIT

STATE OF OHIO



Members:
Richard Cordray, Chairman
Treasurer of State

Marc Dann
Attorney General

Mary Taylor
Auditor of State

CERTIFICATION OF THE EXPENSES OF THE STATE BOARD OF DEPOSIT

In accordance with Chapter 135.02 of the Ohio Revised Code, the undersigned, Chairman and Secretary of the State Board of Deposit of the State of Ohio, hereby certifies that the necessary expenses of the Board, which represent KeyBank FDC ACH banking fees for the month of October 2007, are \$31,865.60.

Richard Cordray

CHAIRMAN

Stacy Lumberlander

SECRETARY

December 13, 2007

DATE



STATE BOARD OF DEPOSIT

STATE OF OHIO

Members:
Richard Cordray, Chairman
Treasurer of State

Marc Dann
Attorney General

Mary Taylor
Auditor of State

CERTIFICATION OF THE EXPENSES OF THE STATE BOARD OF DEPOSIT

In accordance with Chapter 135.02 of the Ohio Revised code, the undersigned, Chairman and Secretary of the State Board of Deposit of the State of Ohio, hereby certifies that the necessary expenses of the Board, which represent KeyBank banking fees for the month of November 2007, are \$26,190.70.

Richard Cordray

CHAIRMAN

Stacey Cumberlander

SECRETARY

December 13, 2007

DATE

Monthly Portfolio Review

November 2007

Office of Ohio Treasurer of State Richard Cordray



Table of Contents

- I. Investment Philosophy**
- II. Economic Outlook & Portfolio Strategy**
- III. Summary of Portfolios**
 - Regular Account
 - Buckeye Tobacco Funds
 - Ohio Lottery DPTF Structured Account
 - STAR Ohio
- VI. Portfolio Holdings**
- V. Transaction Activity**



INVESTMENT PHILOSOPHY

Investment Philosophy

- **INVESTMENT OBJECTIVES**

- *Preservation of Principal*
- *Maintenance of Liquidity*
- *Maximize Return*

- **STANDARD OF PRUDENCE**

The standard of prudence to be applied to the investment of the State Portfolio shall be the industry standard "Prudent Investor Rule," which states:

"Investments shall be made with the judgment and care, under circumstances then prevailing which persons of prudence, discretion and intelligence exercise in the management of their own affairs, not for speculation, but for investment, considering the probable safety of their capital as well as the probable income to be derived."



OUTLOOK & STRATEGY

Economic Outlook

- **INTEREST RATES**

- FOMC overnight Federal Funds rate is at 4.25%
- On December 12th the Federal Funds options market reflected a 100% chance of a decrease from the fed funds rate of 4.25% at the January 30th FOMC meeting.
- In an November 28th speech, FOMC Vice-Chairman Donald Kohn stated "To be sure, lowering interest rates to keep the economy on an even keel when adverse financial market developments occur will reduce the penalty incurred by some people who exercised poor judgment. But these people are still bearing the costs of their decisions and we should not hold the economy hostage to teach a small segment of the population a lesson."

- **HOUSING**

- The near term outlook for the housing continues to remain negative as construction for residential properties alone, reduced economic growth in the third quarter by an estimated 1 percent.
- Existing home sales lowered 1.2% in October to 4.97 million homes sold when compared to September sales figures.
- The most recent data on new home sales shows that this segment of the housing market increased by 12,000 units in October to 728,000.
- Mortgage delinquencies for the third quarter of 2007 were reported at 5.59% compared to 5.12% from the previous quarter.

- **CPI**

- Core CPI, which excludes energy and food prices, is the primary measure of core inflation.
- The fed's traditional comfort zone for CPI is 1.0%-2.0%.
- The seasonally adjusted Core CPI increased 0.2% in the month of October.
- Core CPI stands at 2.2% year over year ending in October of 2007.



Economic Outlook -- (con't)

- **INFLATION**

- During a speech on November 29th, Chairman Bernanke stated "Inflation was seen as edging down next year, approaching rates consistent with price stability; however, the Committee remained concerned about the possible effects of higher energy costs and the lower foreign exchange value of the dollar, especially the risk that they might lead to an increase in the public's long-term inflation expectations."
- For the week ending November 23rd, crude oil was trading at a 52 week high of \$98 per barrel.

- **LABOR MARKET**

- The unemployment rate remained flat in November with a national average of 4.7%.
- The Bureau of Labor Statistics reported that 338,000 initial jobless claims were filed for the week ending December 1st.
- Continuing jobless claims for the week ending in November 24th decreased by 2.2% to 2,599,000.
- Payroll estimates from the Manufacturing industry reported a decline of 11,000 workers from this industry for the month of November, which was offset by an increase in non-farm payrolls in the amount of 94,000.

- **SUMMARY**

- It is our belief that the recent credit market turmoil primarily driven by a dislocation in the sub-prime housing sector will slow aggregate economic growth in the U.S. over the coming months.
- Should inflation and recessionary fears continue, we anticipate a further reduction to the federal funds rate before the January FOMC meeting.



Portfolio Yields & Strategy

- **YIELDS**

- Long-term and short-term yields have declined over the past month due to investor uncertainty with equity based securities along with reductions in the Fed Funds rate.
- The U.S. Treasury yield curve remains positive for securities within the 3 -5 year maturity range.
- We believe yields will remain at levels that reflect a near-term interest rate cut coupled with volatility in equity markets .

- **STRATEGY**

- We have been adding value and positioning the portfolio in-line with our near-term expectations on interest rates.



PORTFOLIO SUMMARY

Summary of Portfolios

Portfolio	10/31/2007	11/30/2007	Difference
Regular Account - Market Value	\$6,934,610,161.62	\$6,806,052,959.52	(\$128,557,202.10)
Bond proceeds and revenues for Sales and Motor Vehicle Fuel Tax were offset by payments for School Foundations, State Payroll, and Local Government Distributions, as well as additional expenditures for Debt Service, Higher Ed and Medicaid payments.			
Total Monthly Inflows	\$4,081,383,981.98	\$4,277,770,255.89	
Total Monthly Outflows	\$4,906,299,672.55	\$4,471,797,639.86	
Realized Income - Month to date	\$35,136,804.44	\$34,535,439.89	
Realized Income - Fiscal Year to date	\$137,043,598.45	\$171,579,038.34	
Accruals	\$57,864,102.75	\$49,782,506.32	
Buckeye Tobacco (School Facilities) - Market Value	\$4,112,000,000.00	\$4,142,977,629.23	\$30,977,629.23
Buckeye Tobacco (Board of Regents) - Market Value	\$938,000,000.00	\$945,691,869.17	\$7,691,869.17
Realized Income - Month to date	\$0.00	\$3,396,495.62	
Realized Income - Fiscal Year to date	\$0.00	\$3,396,495.62	
Ohio Lottery DPTF - Market Value	\$694,708,349.11	\$703,338,063.03	\$8,629,713.92
Securities were purchased to fund a single annuity winner. The November liability payment was \$10,992,541.63.			
STAR Ohio - Market Value	\$5,987,282,150.23	\$5,961,971,146.36	(\$25,311,003.87)
Shareholder redemptions exceeded purchases during the month.			



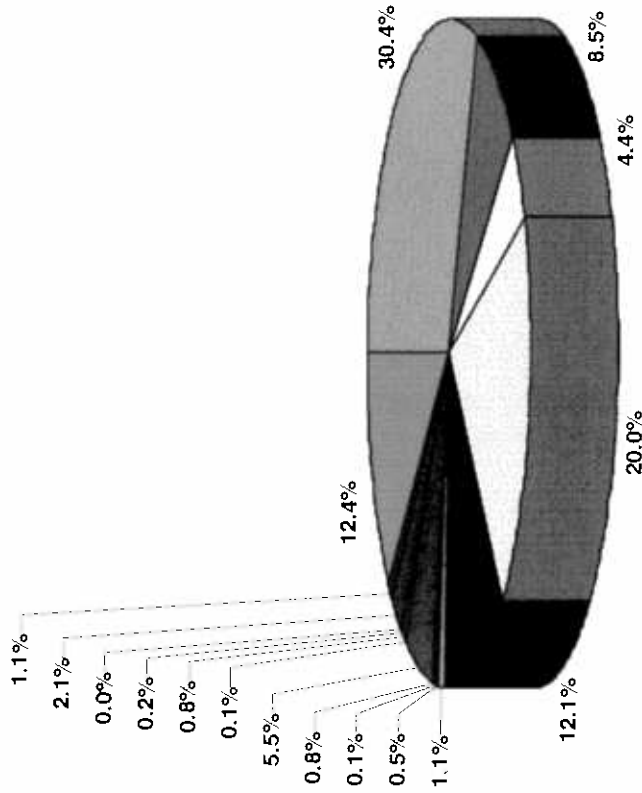
Regular Account Asset Allocation

ASSET TYPE	PAR AMOUNT	BOOK VALUE	MKT VALUE	% BOOK	WT YLD	WT DTM
AGENCY CALLABLE	\$ 2,055,000,000.00	\$ 2,054,983,112.50	\$ 2,073,845,550.00	30.383	5.163	1,154.74
AGENCY COUPON	\$ 575,000,000.00	\$ 577,335,655.68	\$ 582,982,200.00	8.535	4.840	429.30
BID OHIO	\$ 300,000,000.00	\$ 300,000,000.00	\$ 300,000,000.00	4.435	4.606	82.00
COMMERCIAL PAPER	\$ 1,356,881,000.00	\$ 1,350,204,614.33	\$ 1,350,204,614.33	19.962	4.845	18.08
DISCOUNT NOTES	\$ 827,263,000.00	\$ 821,372,567.41	\$ 825,970,991.60	12.144	4.546	16.51
FFCB ADJ RATE BOND	\$ 75,000,000.00	\$ 75,000,000.00	\$ 75,000,000.00	1.108	1.347	161.00
ISRAEL BONDS (Act/365)	\$ 33,000,000.00	\$ 33,000,000.00	\$ 32,960,640.00	0.487	4.660	369.42
ISRAEL BONDS (30/365)	\$ 5,000,000.00	\$ 5,000,000.00	\$ 5,000,000.00	0.073	5.249	153.00
LINKED DEPOSIT-SM BUS	\$ 52,318,920.02	\$ 52,318,920.02	\$ 52,318,920.02	0.773	1.457	524.97
MONEY MARKET FUND	\$ 374,816,860.75	\$ 374,816,860.75	\$ 374,816,860.75	5.541	4.443	1.00
MONEY MARKET FUND - SWEEP ACCT	\$ 3,654,350.38	\$ 3,654,350.38	\$ 3,654,350.38	0.054	4.340	1.00
SPRJ-AGLINK FIXED LINE OF CREDIT	\$ 53,491,398.03	\$ 53,491,398.03	\$ 53,491,398.03	0.790	0.771	137.97
SPRJ-AGLINK FIXED RATE TERM LOAN	\$ 11,232,006.24	\$ 11,232,006.24	\$ 11,232,006.24	0.166	1.080	138.00
SPRJ-HOUSING LINK	\$ 2,017,539.66	\$ 2,017,539.66	\$ 2,017,539.66	0.029	1.094	707.93
STAR OHIO - CASH ACCT	\$ 139,211,696.85	\$ 139,211,696.85	\$ 139,211,696.85	2.058	4.590	1.00
STATE & LOCAL GOVT SEC - DEM DEP	\$ 74,125,491.66	\$ 74,125,491.66	\$ 74,125,491.66	1.095	4.006	1.00
TREASURIES	\$ 835,000,000.00	\$ 835,808,398.43	\$ 849,220,700.00	12.357	4.347	617.28
	\$ 6,773,012,263.59	\$ 6,763,572,611.94	\$ 6,606,052,959.52	100.000	4.690	481.54



Regular Account Asset Allocation

- AGENCY CALLABLE
- AGENCY COUPON
- BID OHIO
- COMMERCIAL PAPER
- DISCOUNT NOTES
- FFCB ADJ RATE BOND
- ISRAEL BONDS (A6/365)
- ISRAEL BONDS (30/365)
- LINKED DEPOSIT-SM BUS
- MONEY MARKET FUND
- MONEY MARKET FUND - SWEEP ACCT
- SPRJ-AGLINK FIXED LINE OF CREDIT
- SPRJ-AGLINK FIXED RATE TERM LOAN
- SPRJ-HOUSING LINK
- STAR OHIO - CASH ACCT
- STATE & LOCAL GOVT SEC - DEM DEP
- TREASURIES



Buckeye Tobacco Fund (SFC) Asset Allocation

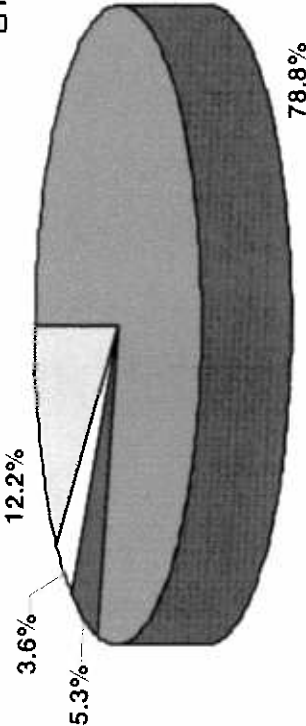
ASSET TYPE	PAR AMOUNT	BOOK VALUE	MKT VALUE	% BOOK	WT YLD	WT DTM
AGENCY CALLABLE	\$ 3,244,000,000.00	\$ 3,244,000,000.00	\$ 3,272,232,520.00	78.838	4.620	1,272.28
BTSFA - CD	\$ 220,095,500.00	\$ 220,095,500.00	\$ 220,095,500.00	5.348	4.490	211.57
COMMERCIAL PAPER	\$ 150,000,000.00	\$ 149,831,819.44	\$ 149,831,819.44	3.641	4.743	6.67
MONEY MARKET FUND	\$ 500,817,789.79	\$ 500,817,789.79	\$ 500,817,789.79	12.171	4.599	1.00
	\$ 4,114,913,289.79	\$ 4,114,745,109.23	\$ 4,142,977,629.23	100.000	4.615	1,014.69



Buckeye Tobacco Fund (SFC) Asset Allocation

BTSFA - School Facilities Commission

- AGENCY CALLABLE
- BTSFA - CD
- COMMERCIAL PAPER
- MONEY MARKET FUND



Buckeye Tobacco Fund (BOR) Asset Allocation

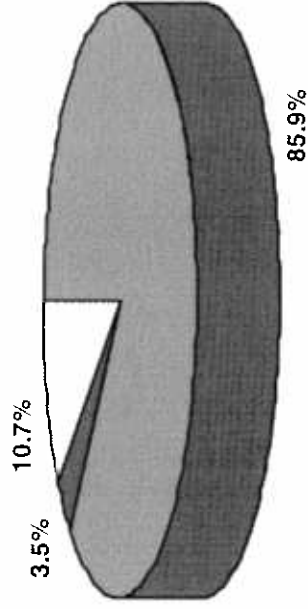
ASSET TYPE	PAR AMOUNT	BOOK VALUE	MKT VALUE	% BOOK	WT YLD	WT DTM
AGENCY CALLABLE	\$ 806,000,000.00	\$ 806,000,000.00	\$ 813,040,930.00	85.867	4.621	1,275.40
MONEY MARKET FUND	\$ 32,487,372.51	\$ 32,487,372.51	\$ 32,487,372.51	3.461	4.550	1.00
STAR OHIO - CASH ACCT	\$ 100,163,566.66	\$ 100,163,566.66	\$ 100,163,566.66	10.671	4.590	1.00
	\$ 938,650,939.17	\$ 938,650,939.17	\$ 945,691,869.17	100.000	4.615	1,095.30



Buckeye Tobacco Fund (BOR) Asset Allocation

BTSFA - Board of Regents

- AGENCY CALLABLE
- MONEY MARKET FUND
- STAR OHIO - CASH ACCT



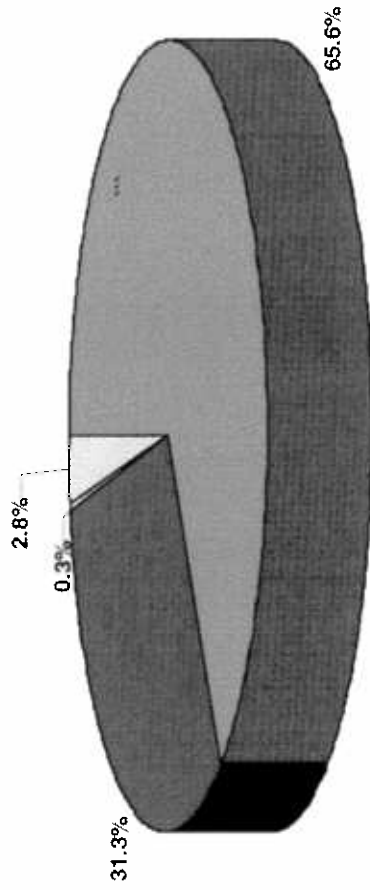
Ohio Lottery DPTF Asset Allocation

ASSET TYPE	PAR AMOUNT	BOOK VALUE	MKT VALUE	% BOOK	WT YLD	WT DTM
AGENCY COUPON	\$ 376,172,000.00	\$ 371,360,164.20	\$ 385,581,447.44	65.576	5.064	1,571.73
AGENCY STRIPS	\$ 441,955,000.00	\$ 177,429,746.56	\$ 298,884,819.76	31.331	5.753	3,371.53
STAR OHIO - CASH ACCT	\$ 1,489,323.21	\$ 1,489,323.21	\$ 1,489,323.21	0.262	4.590	1.00
TREASURIES	\$ 25,628,000.00	\$ 16,022,664.74	\$ 17,382,472.62	2.829	4.757	3,610.40
	\$ 845,244,323.21	\$ 566,301,898.71	\$ 703,338,063.03	100.000	5.270	2,571.84



Ohio Lottery DPTF Asset Allocation

- AGENCY COUPON
- AGENCY STRIPS
- STAR OHIO - CASH ACCT
- TREASURIES



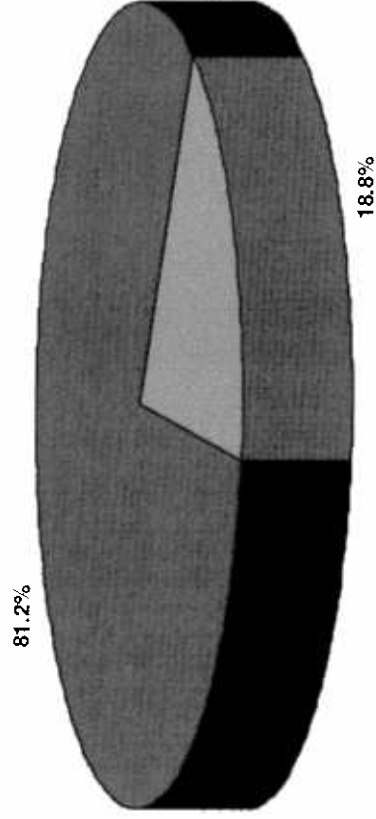
STAR Ohio Asset Allocation

ASSET TYPE	PAR AMOUNT	BOOK VALUE	MKT VALUE	% BOOK	WT YLD	WT DTM
COMMERCIAL PAPER	\$ 1,127,680,000.00	\$ 1,114,511,405.36	\$ 1,114,511,405.36	18.791	5.070	39.91
DISCOUNT NOTES	\$ 4,875,781,000.00	\$ 4,816,404,907.32	\$ 4,847,459,741.00	81.208	4.602	52.88
	\$ 6,003,461,000.00	\$ 5,930,916,312.68	\$ 5,961,971,146.36	100.000	4.690	50.45



STAR Ohio Asset Allocation

- COMMERCIAL PAPER
- DISCOUNT NOTES



TRANSACTION ACTIVITY

PGM: INVS_MONTHEND_TRANSACTIONS
 SOURCE: VisualQED
 MODEL: TRANSACTION
 BASIS: SETTLEMENT
 BEGIN: 11/01/07
 END: 11/30/07

RICHARD CORDRAY
 TREASURER, STATE OF OHIO

INVESTMENT TRANSACTION REPORT

TRANSACTIONS FOR 11/01/07 TO 11/30/07

INVS#	TXN	FUND	FUND	SETTLE	CUSIP	DESCRIPTION	RATE	MATURITY	PUR-YL	PAR	AMOUNT	PRIN/PROC	P/S-INTEREST	SETTLER	AMT
183215	PUR	300	REG	11/01/07	0027A1Y29	ABBEY NATIONAL NA, LLC	4.56	11/02/07	4.624	50,000,000.00	50,000,000.00	49,993,666.67		49,993,666.67	
183212	PUR	304	REG	11/01/07	0027A1Y29	ABBEY NATIONAL NA, LLC	4.56	11/02/07	4.624	50,000,000.00	50,000,000.00	49,993,666.67		49,993,666.67	
183214	PUR	304	REG	11/01/07	0027A1Y29	ABBEY NATIONAL NA, LLC	4.56	11/02/07	4.624	11,009,000.00	11,009,000.00	11,007,605.53		11,007,605.53	
183211	PUR	304	REG	11/01/07	36959JY23	GENERAL ELECTRIC CAPITAL CORP	4.58	11/02/07	4.644	30,000,000.00	30,000,000.00	29,996,183.33		29,996,183.33	
183020	PUR	301	REG	11/01/07	46513FKK1	ISRAEL BOND	3.92	11/01/09	3.920	8,000,000.00	8,000,000.00	8,000,000.00		8,000,000.00	
170509	CNTR	300	REG	11/01/07	4812C0670	JP MORGAN US GOVT MKKT #3164			4.830	11,171,000.00	11,171,000.00	11,171,000.00		11,171,000.00	
180005	CNTR	301	REG	11/01/07	4812C0670	JP MORGAN US GOVT MKKT #3164			4.830	18,967,000.00	18,967,000.00	18,967,000.00		18,967,000.00	
183216	PUR	300	REG	11/01/07	74977A127	RABOBANK USA FINANCIAL CORP	4.54	11/02/07	4.604	50,000,000.00	50,000,000.00	49,993,694.44		49,993,694.44	
183213	PUR	304	REG	11/01/07	74977A127	RABOBANK USA FINANCIAL CORP	4.54	11/02/07	4.604	50,000,000.00	50,000,000.00	49,993,694.44		49,993,694.44	
181771	CNTR	300	REG	11/01/07	926464520	VICTORY FEDERAL MKKT FUND			4.580	11,323,219.29	11,323,219.29	11,323,219.29		11,323,219.29	
146898	CNTR	300	REG	11/02/07	316175108	FIDELITY US GOVERNMENT FUND #57			4.830	5,853,000.00	5,853,000.00	5,853,000.00		5,853,000.00	
183236	PUR	300	REG	11/02/07	36959JY56	GENERAL ELECTRIC CAPITAL CORP	4.55	11/05/07	4.615	50,000,000.00	50,000,000.00	49,981,041.67		49,981,041.67	
183232	PUR	304	REG	11/02/07	36959JY56	GENERAL ELECTRIC CAPITAL CORP	4.55	11/05/07	4.615	50,000,000.00	50,000,000.00	49,981,041.67		49,981,041.67	
183233	PUR	304	REG	11/02/07	36959JY56	GENERAL ELECTRIC CAPITAL CORP	4.55	11/05/07	4.615	30,000,000.00	30,000,000.00	29,988,625.00		29,988,625.00	
183234	PUR	304	REG	11/02/07	74433HY99	PRUDENTIAL FUNDING	4.52	11/09/07	4.587	50,000,000.00	50,000,000.00	49,956,055.56		49,956,055.56	
183235	PUR	304	REG	11/02/07	74433HY99	PRUDENTIAL FUNDING	4.52	11/09/07	4.587	11,093,000.00	11,093,000.00	11,083,250.49		11,083,250.49	
183226	PUR	303	SPRJ	11/02/07	LD0801190	FIFTH THIRD BANK	1.00	11/02/09	1.000	174,000.00	174,000.00	174,000.00		174,000.00	
183227	PUR	303	SPRJ	11/02/07	LD0801208	FIFTH THIRD BANK	1.00	11/02/09	1.000	93,751.00	93,751.00	93,751.00		93,751.00	
183228	PUR	303	SPRJ	11/02/07	LD0801216	FIFTH THIRD BANK	1.00	11/02/09	1.000	300,000.00	300,000.00	300,000.00		300,000.00	
183229	PUR	303	SPRJ	11/02/07	LD0801224	FIRSTMERIT BANK, NA	1.00	11/02/09	1.000	375,000.00	375,000.00	375,000.00		375,000.00	
183230	PUR	303	SPRJ	11/02/07	LD0801232	CITIZENS NATIONAL OF BLUFFTON	1.00	11/02/09	1.000	304,000.00	304,000.00	304,000.00		304,000.00	
183244	PUR	303	SPRJ	11/02/07	LD0801240	FIRST FEDERAL BANK OF THE MIDWEST	1.00	11/02/09	1.000	60,000.00	60,000.00	60,000.00		60,000.00	
183256	PUR	300	REG	11/02/07	LD0801307	KRYBANK, NA	1.00	11/02/09	1.000	50,000.00	50,000.00	50,000.00		50,000.00	
183238	PUR	300	REG	11/05/07	0027A1Y60	ABBEY NATIONAL NA, LLC	4.53	11/06/07	4.593	50,000,000.00	50,000,000.00	49,993,708.33		49,993,708.33	
183240	PUR	300	REG	11/05/07	026358Z59	AMERICAN GENERAL FINANCE CORP	4.54	12/05/07	4.621	25,831,000.00	25,831,000.00	25,733,272.72		25,733,272.72	
183241	PUR	300	REG	11/05/07	026358Z59	AMERICAN GENERAL FINANCE CORP	4.54	12/05/07	4.621	12,826,000.00	12,826,000.00	12,777,474.97		12,777,474.97	
183066	PUR	295	TOB	11/05/07	3133XMOV1	AMERICAN GENERAL FINANCE CORP	4.39	11/13/09	4.384	50,000,000.00	50,000,000.00	50,000,000.00		50,000,000.00	
183067	PUR	295	TOB	11/05/07	3133XMOV1	AMERICAN GENERAL FINANCE CORP	4.39	11/13/09	4.384	8,000,000.00	8,000,000.00	8,000,000.00		8,000,000.00	
183068	PUR	295	TOB	11/05/07	3133XMOV1	AMERICAN GENERAL FINANCE CORP	4.39	11/13/09	4.384	8,000,000.00	8,000,000.00	8,000,000.00		8,000,000.00	
183069	PUR	295	TOB	11/05/07	3133XMOV1	AMERICAN GENERAL FINANCE CORP	4.39	11/13/09	4.384	8,000,000.00	8,000,000.00	8,000,000.00		8,000,000.00	
183070	PUR	295	TOB	11/05/07	3133XMOV1	AMERICAN GENERAL FINANCE CORP	4.39	11/13/09	4.384	35,000,000.00	35,000,000.00	35,000,000.00		35,000,000.00	
183071	PUR	295	TOB	11/05/07	3133XMOV1	AMERICAN GENERAL FINANCE CORP	4.39	11/13/09	4.384	35,000,000.00	35,000,000.00	35,000,000.00		35,000,000.00	
183072	PUR	296	TOB	11/05/07	3133XMOV1	AMERICAN GENERAL FINANCE CORP	4.39	11/13/09	4.384	22,000,000.00	22,000,000.00	22,000,000.00		22,000,000.00	
183073	PUR	296	TOB	11/05/07	3133XMOV1	AMERICAN GENERAL FINANCE CORP	4.39	11/13/09	4.384	22,000,000.00	22,000,000.00	22,000,000.00		22,000,000.00	
183074	PUR	295	TOB	11/05/07	3136F8WX9	PRIMA DEBENTURE	4.39	11/13/09	4.384	50,000,000.00	50,000,000.00	50,000,000.00		50,000,000.00	
183075	PUR	295	TOB	11/05/07	3136F8WX9	PRIMA DEBENTURE	4.39	11/13/09	4.384	50,000,000.00	50,000,000.00	50,000,000.00		50,000,000.00	
183076	PUR	295	TOB	11/05/07	3136F8WX9	PRIMA DEBENTURE	4.39	11/13/09	4.384	10,000,000.00	10,000,000.00	10,000,000.00		10,000,000.00	
183077	PUR	295	TOB	11/05/07	3136F8WX9	PRIMA DEBENTURE	4.39	11/13/09	4.384	50,000,000.00	50,000,000.00	50,000,000.00		50,000,000.00	

PGM: INVS_MONTHERD_TRANSACTIONS

SOURCE: VISUALQED

MODEL: TRANSACTION

BASIS: SETTLEMENT

BEGIN: 11/01/07

END: 11/30/07

R I C H A R D C O R D R A Y
T R E A S U R E R , S T A T E O F O H I O

I N V E S T M E N T T R A N S A C T I O N R E P O R T

TRANSACTIONS FOR 11/01/07 TO 11/30/07

INVS#	TIN	FUND	FUND	SETTLE	CUSIP	DESCRIPTION	RATE	MATURITY	PUR-YL	PAR	AMOUNT	PRIN/PROC	P/B-INTEREST	SETTLE	AMT
183078	PUR	295	TOB	11/05/07	3136F8W19	FNMA DEBENTURE	4.39	11/13/09	4.384	50,000,000.00	50,000,000.00	50,000,000.00		50,000,000.00	
183079	PUR	295	TOB	11/05/07	3136F8W19	FNMA DEBENTURE	4.39	11/13/09	4.384	10,000,000.00	10,000,000.00	10,000,000.00		10,000,000.00	
183081	PUR	295	TOB	11/05/07	3136F8W19	FNMA DEBENTURE	4.39	11/13/09	4.384	50,000,000.00	50,000,000.00	50,000,000.00		50,000,000.00	
183082	PUR	295	TOB	11/05/07	3136F8W19	FNMA DEBENTURE	4.39	11/13/09	4.384	16,000,000.00	16,000,000.00	16,000,000.00		16,000,000.00	
183083	PUR	295	TOB	11/05/07	3136F8W19	FNMA DEBENTURE	4.39	11/13/09	4.384	50,000,000.00	50,000,000.00	50,000,000.00		50,000,000.00	
183084	PUR	295	TOB	11/05/07	3136F8W19	FNMA DEBENTURE	4.39	11/13/09	4.384	16,000,000.00	16,000,000.00	16,000,000.00		16,000,000.00	
183085	PUR	296	TOB	11/05/07	3136F8W19	FNMA DEBENTURE	4.39	11/13/09	4.384	44,000,000.00	44,000,000.00	44,000,000.00		44,000,000.00	
183086	PUR	296	TOB	11/05/07	3136F8W19	FNMA DEBENTURE	4.39	11/13/09	4.384	44,000,000.00	44,000,000.00	44,000,000.00		44,000,000.00	
183255	PUR	300	REG	11/05/07	36959JY64	GENERAL ELECTRIC CAPITAL CORP	4.56	11/06/07	4.624	50,000,000.00	49,993,666.67	49,993,666.67		49,993,666.67	
183251	PUR	304	REG	11/05/07	36959JY64	GENERAL ELECTRIC CAPITAL CORP	4.56	11/06/07	4.624	50,000,000.00	49,993,666.67	49,993,666.67		49,993,666.67	
183252	PUR	304	REG	11/05/07	36959JY64	GENERAL ELECTRIC CAPITAL CORP	4.56	11/06/07	4.624	30,000,000.00	29,996,200.00	29,996,200.00		29,996,200.00	
183253	PUR	304	REG	11/05/07	74977LYD3	RABOBANK USA FINANCIAL CORP	4.54	11/13/07	4.603	25,000,000.00	24,974,805.56	24,974,805.56		24,974,805.56	
183254	PUR	304	REG	11/05/07	74977LYD3	RABOBANK USA FINANCIAL CORP	4.54	11/13/07	4.603	25,061,000.00	25,035,744.08	25,035,744.08		25,035,744.08	
183263	PUR	303	SPRJ	11/05/07	LD0801257	BOMK SAVINGS & LOAN CO YOUNGSTOWN	1.00	11/05/09	1.000	61,926.73	61,926.73	61,926.73		61,926.73	
183245	PUR	303	SPRJ	11/05/07	LD0801315	LIBERTY NATIONAL BANK	1.00	11/05/09	1.000	35,000.00	35,000.00	35,000.00		35,000.00	
183246	PUR	303	SPRJ	11/05/07	LD0801323	LIBERTY NATIONAL BANK	1.00	11/05/09	1.000	100,000.00	100,000.00	100,000.00		100,000.00	
183248	PUR	303	SPRJ	11/05/07	LD0801331	LIBERTY NATIONAL BANK	1.00	11/05/09	1.000	100,000.00	100,000.00	100,000.00		100,000.00	
183249	PUR	303	SPRJ	11/05/07	LD0801349	LIBERTY NATIONAL BANK	1.00	11/05/09	1.000	100,000.00	100,000.00	100,000.00		100,000.00	
183259	PUR	303	SPRJ	11/05/07	LD0801356	LIBERTY NATIONAL BANK	1.00	11/05/09	1.000	100,000.00	100,000.00	100,000.00		100,000.00	
182202	CNTR	301	REG	11/05/07	STAR30129	STAR OHIO 70933				100,000.00	100,000.00	100,000.00		100,000.00	
146173	CNTR	302	DEFF	11/05/07	STAR30210	STAR OHIO 27044				239,000.00	239,000.00	239,000.00		239,000.00	
183285	PUR	300	REG	11/06/07	0027ALY78	ABBAY NATIONAL NA, LLC	4.47	11/07/07	4.533	8,600,000.00	8,600,000.00	8,600,000.00		8,600,000.00	
183280	PUR	304	REG	11/06/07	0027ALY78	ABBAY NATIONAL NA, LLC	4.47	11/07/07	4.533	40,000,000.00	40,000,000.00	39,995,033.33		39,995,033.33	
183087	PUR	295	TOB	11/06/07	3136F8W6	FNMA DEBENTURE	4.47	3/05/10	4.467	50,000,000.00	50,000,000.00	49,993,791.67		49,993,791.67	
183088	PUR	295	TOB	11/06/07	3136F8W6	FNMA DEBENTURE	4.47	3/05/10	4.467	50,000,000.00	50,000,000.00	50,000,000.00		50,000,000.00	
183089	PUR	295	TOB	11/06/07	3136F8W6	FNMA DEBENTURE	4.47	3/05/10	4.467	50,000,000.00	50,000,000.00	50,000,000.00		50,000,000.00	
183090	PUR	295	TOB	11/06/07	3136F8W6	FNMA DEBENTURE	4.47	3/05/10	4.467	22,000,000.00	22,000,000.00	22,000,000.00		22,000,000.00	
183091	PUR	295	TOB	11/06/07	3136F8W6	FNMA DEBENTURE	4.47	3/05/10	4.467	50,000,000.00	50,000,000.00	50,000,000.00		50,000,000.00	
183092	PUR	295	TOB	11/06/07	3136F8W6	FNMA DEBENTURE	4.47	3/05/10	4.467	50,000,000.00	50,000,000.00	50,000,000.00		50,000,000.00	
183093	PUR	295	TOB	11/06/07	3136F8W6	FNMA DEBENTURE	4.47	3/05/10	4.467	22,000,000.00	22,000,000.00	22,000,000.00		22,000,000.00	
183094	PUR	295	TOB	11/06/07	3136F8W6	FNMA DEBENTURE	4.47	3/05/10	4.467	50,000,000.00	50,000,000.00	50,000,000.00		50,000,000.00	
183095	PUR	295	TOB	11/06/07	3136F8W6	FNMA DEBENTURE	4.47	3/05/10	4.467	23,000,000.00	23,000,000.00	23,000,000.00		23,000,000.00	
183096	PUR	295	TOB	11/06/07	3136F8W6	FNMA DEBENTURE	4.47	3/05/10	4.467	50,000,000.00	50,000,000.00	50,000,000.00		50,000,000.00	
183097	PUR	296	TOB	11/06/07	3136F8W6	FNMA DEBENTURE	4.47	3/05/10	4.467	23,000,000.00	23,000,000.00	23,000,000.00		23,000,000.00	
183098	PUR	296	TOB	11/06/07	3136F8W6	FNMA DEBENTURE	4.47	3/05/10	4.467	48,000,000.00	48,000,000.00	48,000,000.00		48,000,000.00	
183284	PUR	300	REG	11/06/07	36959JY72	GENERAL ELECTRIC CAPITAL CORP	4.47	11/07/07	4.533	47,000,000.00	47,000,000.00	47,000,000.00		47,000,000.00	
183282	PUR	304	REG	11/06/07	36959JY72	GENERAL ELECTRIC CAPITAL CORP	4.47	11/07/07	4.533	50,000,000.00	50,000,000.00	49,993,791.67		49,993,791.67	
183283	PUR	304	REG	11/06/07	36959JY72	GENERAL ELECTRIC CAPITAL CORP	4.47	11/07/07	4.533	50,000,000.00	50,000,000.00	49,993,791.67		49,993,791.67	
170509	CNTR	300	REG	11/06/07	4912C0670	JP MORGAN US GOVT MNT #3164	4.47	11/07/07	4.553	30,016,000.00	30,016,000.00	30,012,273.01		30,012,273.01	
										14,161,000.00	14,161,000.00			14,161,000.00	

PGM: INVS_MONTHEND_TRANSACTIONS

SOURCE: VISUALQED

MODEL: TRANSACTION

BASIS: SETTLEMENT

BEGIN: 11/01/07

END: 11/30/07

RICHARD CORDRAY
TREASURER, STATE OF OHIO

INTEREST TRANSACTION REPORT

TRANSACTIONS FOR 11/01/07 TO 11/30/07

INVEST#	TEN	FUND	FUND	SETTLE	CUSIP	DESCRIPTION	RATE	MATURITY	PUR-YL	PAR	AMOUNT	PRIN/PROC	P/S-INTEREST	SETTLE	AMT
183281	PUR	303	SPRJ	11/06/07	LD0801265	FIRST FEDERAL BANK OF THE MIDWEST	1.00	11/06/09	1.000	60,000.00	60,000.00			60,000.00	
183308	PUR	303	SPRJ	11/06/07	LD0801273	FIRST CITIZENS NATIONAL BANK	1.00	11/06/09	1.000	250,000.00	250,000.00			250,000.00	
183326	PUR	300	REG	11/07/07	0027A1Y86	ABBEY NATIONAL NA, LLC	4.43	11/08/07	4.492	50,000,000.00	50,000,000.00	49,993,847.22		49,993,847.22	
183322	PUR	304	REG	11/07/07	0027A1Y86	ABBEY NATIONAL NA, LLC	4.43	11/08/07	4.492	25,000,000.00	25,000,000.00	24,996,923.61		24,996,923.61	
183321	PUR	304	REG	11/07/07	02665KYL5	AMERICAN HONDA FINANCE CORP	4.50	11/20/07	4.570	50,000,000.00	50,000,000.00	49,918,750.00		49,918,750.00	
183099	PUR	295	TOB	11/07/07	3136F8WH4	FRMA DEBENTURE	4.52	6/07/10	4.520	50,000,000.00	50,000,000.00	50,000,000.00		50,000,000.00	
183101	PUR	295	TOB	11/07/07	3136F8WH4	FRMA DEBENTURE	4.52	6/07/10	4.520	50,000,000.00	50,000,000.00	50,000,000.00		50,000,000.00	
183102	PUR	295	TOB	11/07/07	3136F8WH4	FRMA DEBENTURE	4.52	6/07/10	4.520	28,000,000.00	28,000,000.00	28,000,000.00		28,000,000.00	
183103	PUR	295	TOB	11/07/07	3136F8WH4	FRMA DEBENTURE	4.52	6/07/10	4.520	50,000,000.00	50,000,000.00	50,000,000.00		50,000,000.00	
183105	PUR	295	TOB	11/07/07	3136F8WH4	FRMA DEBENTURE	4.52	6/07/10	4.520	28,000,000.00	28,000,000.00	28,000,000.00		28,000,000.00	
183106	PUR	295	TOB	11/07/07	3136F8WH4	FRMA DEBENTURE	4.52	6/07/10	4.520	50,000,000.00	50,000,000.00	50,000,000.00		50,000,000.00	
183108	PUR	295	TOB	11/07/07	3136F8WH4	FRMA DEBENTURE	4.52	6/07/10	4.520	26,000,000.00	26,000,000.00	26,000,000.00		26,000,000.00	
183109	PUR	296	TOB	11/07/07	3136F8WH4	FRMA DEBENTURE	4.52	6/07/10	4.520	50,000,000.00	50,000,000.00	50,000,000.00		50,000,000.00	
183110	PUR	296	TOB	11/07/07	3136F8WH4	FRMA DEBENTURE	4.52	6/07/10	4.520	1,000,000.00	1,000,000.00	1,000,000.00		1,000,000.00	
183111	PUR	296	TOB	11/07/07	3136F8WH4	FRMA DEBENTURE	4.52	6/07/10	4.520	50,000,000.00	50,000,000.00	50,000,000.00		50,000,000.00	
183112	PUR	296	TOB	11/07/07	3136F8WH4	FRMA DEBENTURE	4.52	6/07/10	4.520	1,000,000.00	1,000,000.00	1,000,000.00		1,000,000.00	
146898	CMTR	300	REG	11/07/07	316175108	FIDELITY US GOVERNMENT FUND #57	4.52	6/07/10	4.520	19,000,000.00	19,000,000.00	19,000,000.00		19,000,000.00	
183324	PUR	300	REG	11/07/07	36959JY80	GENERAL ELECTRIC CAPITAL CORP	4.45	11/08/07	4.512	50,000,000.00	50,000,000.00	49,993,819.44		49,993,819.44	
183325	PUR	300	REG	11/07/07	36959JY80	GENERAL ELECTRIC CAPITAL CORP	4.45	11/08/07	4.512	50,000,000.00	50,000,000.00	49,993,819.44		49,993,819.44	
183323	PUR	304	REG	11/07/07	36959JY80	GENERAL ELECTRIC CAPITAL CORP	4.45	11/08/07	4.512	25,217,000.00	25,217,000.00	25,213,882.90		25,213,882.90	
183309	PUR	304	REG	11/07/07	912828HG8	UB TREASURY NOTE	3.88	10/31/12	3.980	15,000,000.00	15,000,000.00	14,929,687.50		14,940,865.38	
183310	PUR	304	REG	11/07/07	912828HG8	UB TREASURY NOTE	3.88	10/31/12	3.973	15,000,000.00	15,000,000.00	14,934,375.00		14,945,552.88	
181771	CMTR	300	REG	11/07/07	926464520	VICTORY FEDERAL MKKT FUND			4.580	7,516,626.72	7,516,626.72			7,516,626.72	
183317	PUR	303	SPRJ	11/07/07	LD0801281	FIRST NATIONAL BANK OF PANDORA	1.00	11/06/09	1.000	400,000.00	400,000.00			400,000.00	
183318	PUR	303	SPRJ	11/07/07	LD0801299	FIRST NATIONAL BANK OF PANDORA	1.00	11/06/09	1.000	246,837.00	246,837.00			246,837.00	
183319	PUR	303	SPRJ	11/07/07	LD0801364	FIRST NATIONAL BANK OF PANDORA	1.00	11/06/29	1.000	112,135.64	112,135.64			112,135.64	
183320	PUR	303	SPRJ	11/07/07	LD0801372	FIRST CITIZENS NATIONAL BANK	1.00	11/06/09	1.000	98,348.87	98,348.87			98,348.87	
183328	PUR	303	SPRJ	11/07/07	LD0801380	PARK NATIONAL BANK	1.00	11/06/09	1.000	394,560.00	394,560.00			394,560.00	
183329	PUR	303	SPRJ	11/07/07	LD0801398	FIRST FEDERAL BANK OF THE MIDWEST	1.00	11/06/09	1.000	400,000.00	400,000.00			400,000.00	
183330	PUR	303	SPRJ	11/07/07	LD0801406	FIRST FEDERAL BANK OF THE MIDWEST	1.00	11/06/09	1.000	17,377.00	17,377.00			17,377.00	
183335	PUR	303	SPRJ	11/07/07	LD0801414	CITIZENS SAVINGS BANK, MARTINS F	1.00	11/06/09	1.000	49,175.00	49,175.00			49,175.00	
183286	PUR	303	SPRJ	11/07/07	LD0808028	FIFTH THIRD BANK	4.14	5/07/08	4.140	5,000,000.00	5,000,000.00			5,000,000.00	
183287	PUR	303	SPRJ	11/07/07	LD0808036	FIRSTMERIT BANK, MA	4.14	5/07/08	4.140	5,000,000.00	5,000,000.00			5,000,000.00	
183288	PUR	303	SPRJ	11/07/07	LD0808044	NATIONWIDE BANK	4.16	5/07/08	4.160	5,000,000.00	5,000,000.00			5,000,000.00	
183289	PUR	303	SPRJ	11/07/07	LD0808051	NORTH SIDE BANK & TRUST	4.13	5/07/08	4.125	900,000.00	900,000.00			900,000.00	
183290	PUR	303	SPRJ	11/07/07	LD0808069	ANDOVER BANK	4.15	5/07/08	4.150	4,600,000.00	4,600,000.00			4,600,000.00	

PCW: INVS_MONTHEND_TRANSACTIONS
 SOURCE: VISUALQED
 MODEL: TRANSACTION
 BASIS: SETTLEMENT
 BEGIN: 11/01/07
 END: 11/30/07

RICHARD CORDRAY
 TREASURER, STATE OF OHIO
 INVESTMENT TRANSACTION REPORT

TRANSACTIONS FOR 11/01/07 TO 11/30/07

INVT#	TEN	FUND	FUND	SETYLE	CUSIP	DESCRIPTION	RATE	MATURITY	PUR-YL	PAR AMOUNT	PRIN/PROC	P/S-INTEREST	SETTLE AMT
183291	PUR	303	SPRJ	11/07/07	LD08B0877	CITIZENS NATIONAL OF BLOFFTON	4.14	5/07/08	4.140	2,500,000.00	2,500,000.00		2,500,000.00
183292	PUR	303	SPRJ	11/07/07	LD08B0885	GREENVILLE FEDERAL SEL ASSOC.	4.13	5/07/08	4.129	2,000,000.00	2,000,000.00		2,000,000.00
183293	PUR	303	SPRJ	11/07/07	LD08B0893	FARMERS CITIZENS BANK	4.15	5/07/08	4.150	1,000,000.00	1,000,000.00		1,000,000.00
183294	PUR	303	SPRJ	11/07/07	LD08B0901	FARMERS CITIZENS BANK	4.14	5/07/08	4.141	1,000,000.00	1,000,000.00		1,000,000.00
183295	PUR	303	SPRJ	11/07/07	LD08B0919	PEOPLES BANK, N.A.	4.15	5/07/08	4.151	5,000,000.00	5,000,000.00		5,000,000.00
183296	PUR	303	SPRJ	11/07/07	LD08B0927	HEARTLAND BANK	4.15	5/07/08	4.150	5,000,000.00	5,000,000.00		5,000,000.00
183299	PUR	303	SPRJ	11/07/07	LD08B0943	U.S. BANK, N.A.	4.14	5/07/08	4.138	5,000,000.00	5,000,000.00		5,000,000.00
183300	PUR	303	SPRJ	11/07/07	LD08B0950	CP BANK	4.20	5/07/08	4.200	2,000,000.00	2,000,000.00		2,000,000.00
183301	PUR	303	SPRJ	11/07/07	LD08B0968	LAKE NATIONAL BANK	4.15	5/07/08	4.151	1,000,000.00	1,000,000.00		1,000,000.00
182202	CNTR	301	REG	11/07/07	STAR30129	STAR OHIO 70933			4.740	757,000.00	757,000.00		757,000.00
183352	PUR	300	REG	11/08/07	0027ALY94	ABBEY NATIONAL NA, LLC	4.48	11/09/07	4.543	50,000,000.00	49,993,777.78		49,993,777.78
183353	PUR	300	REG	11/08/07	0027ALY94	ABBEY NATIONAL NA, LLC	4.48	11/09/07	4.543	50,000,000.00	49,993,777.78		49,993,777.78
183349	PUR	304	REG	11/08/07	0027ALY95	ABBEY NATIONAL NA, LLC	4.49	11/21/07	4.555	30,658,000.00	30,608,346.81		30,608,346.81
183113	PUR	295	TOB	11/08/07	3136FSWJ0	FOMA DEBENTURE	4.63	2/10/11	4.632	10,000,000.00	10,000,000.00		10,000,000.00
183114	PUR	295	TOB	11/08/07	3136FSWJ0	FOMA DEBENTURE	4.63	2/10/11	4.632	10,000,000.00	10,000,000.00		10,000,000.00
183115	PUR	295	TOB	11/08/07	3136FSWJ0	FOMA DEBENTURE	4.63	2/10/11	4.632	6,000,000.00	6,000,000.00		6,000,000.00
183116	PUR	295	TOB	11/08/07	3136FSWJ0	FOMA DEBENTURE	4.63	2/10/11	4.632	6,000,000.00	6,000,000.00		6,000,000.00
183117	PUR	296	TOB	11/08/07	3136FSWJ0	FOMA DEBENTURE	4.63	2/10/11	4.632	4,000,000.00	4,000,000.00		4,000,000.00
183118	PUR	296	TOB	11/08/07	3136FSWJ0	FOMA DEBENTURE	4.63	2/10/11	4.632	4,000,000.00	4,000,000.00		4,000,000.00
183119	PUR	295	TOB	11/08/07	3136FSWK7	FOMA DEBENTURE	4.68	5/06/11	4.675	44,000,000.00	44,000,000.00		44,000,000.00
183120	PUR	295	TOB	11/08/07	3136FSWK7	FOMA DEBENTURE	4.68	5/06/11	4.675	44,000,000.00	44,000,000.00		44,000,000.00
183121	PUR	295	TOB	11/08/07	3136FSWK7	FOMA DEBENTURE	4.68	5/06/11	4.675	26,000,000.00	26,000,000.00		26,000,000.00
183122	PUR	295	TOB	11/08/07	3136FSWK7	FOMA DEBENTURE	4.68	5/06/11	4.675	26,000,000.00	26,000,000.00		26,000,000.00
183123	PUR	296	TOB	11/08/07	3136FSWK7	FOMA DEBENTURE	4.68	5/06/11	4.675	26,000,000.00	26,000,000.00		26,000,000.00
183124	PUR	296	TOB	11/08/07	3136FSWK7	FOMA DEBENTURE	4.68	5/06/11	4.675	17,000,000.00	17,000,000.00		17,000,000.00
183125	PUR	295	TOB	11/08/07	3136FSWL5	FOMA DEBENTURE	4.71	8/10/11	4.712	44,000,000.00	44,000,000.00		44,000,000.00
183126	PUR	295	TOB	11/08/07	3136FSWL5	FOMA DEBENTURE	4.71	8/10/11	4.712	44,000,000.00	44,000,000.00		44,000,000.00
183127	PUR	295	TOB	11/08/07	3136FSWL5	FOMA DEBENTURE	4.71	8/10/11	4.712	26,000,000.00	26,000,000.00		26,000,000.00
183128	PUR	295	TOB	11/08/07	3136FSWL5	FOMA DEBENTURE	4.71	8/10/11	4.712	18,000,000.00	18,000,000.00		18,000,000.00
183129	PUR	296	TOB	11/08/07	3136FSWL5	FOMA DEBENTURE	4.71	8/10/11	4.712	18,000,000.00	18,000,000.00		18,000,000.00
183130	PUR	296	TOB	11/08/07	3136FSWL5	FOMA DEBENTURE	4.71	8/10/11	4.712	17,000,000.00	17,000,000.00		17,000,000.00
183132	PUR	295	TOB	11/08/07	3136FSWMS	FOMA DEBENTURE	4.60	11/10/11	4.600	31,000,000.00	31,000,000.00		31,000,000.00
183133	PUR	295	TOB	11/08/07	3136FSWMS	FOMA DEBENTURE	4.60	11/10/11	4.600	31,000,000.00	31,000,000.00		31,000,000.00
183134	PUR	295	TOB	11/08/07	3136FSWMS	FOMA DEBENTURE	4.60	11/10/11	4.600	19,000,000.00	19,000,000.00		19,000,000.00
183135	PUR	295	TOB	11/08/07	3136FSWMS	FOMA DEBENTURE	4.60	11/10/11	4.600	19,000,000.00	19,000,000.00		19,000,000.00
183136	PUR	296	TOB	11/08/07	3136FSWMS	FOMA DEBENTURE	4.60	11/10/11	4.600	12,000,000.00	12,000,000.00		12,000,000.00
183137	PUR	296	TOB	11/08/07	3136FSWMS	FOMA DEBENTURE	4.60	11/10/11	4.600	13,000,000.00	13,000,000.00		13,000,000.00
146898	CNTR	300	REG	11/08/07	316175108	FIDELITY US GOVERNMENT FUND #57			4.670	18,762,000.00	18,762,000.00		18,762,000.00

PGM: INVS MONTHEND_TRANSACTIONS
 SOURCE: VLSU41QED
 MODEL: TRANSACTION
 BASIS: SETTLEMENT
 BEGIN: 11/01/07
 END: 11/30/07

RICHARD CORDRAY
 TREASURER, STATE OF OHIO

INVESTMENT TRANSACTION REPORT

TRANSACTIONS FOR 11/01/07 TO 11/30/07

INVT#	YEN	FUND	FUND	SETTLE	CUSIP	DESCRIPTION	RATE	MATURITY	PUR-YL	PAR	AMOUNT	PRIN/PROC	P/S-INTEREST	SETTLE	AMT
183350	PUR	300	REG	11/08/07	4497W1Z27	ING (US) FUNDING	4.55	12/10/07	4.632	19,969,000.00	19,888,236.49			19,888,236.49	
183351	PUR	300	REG	11/08/07	4497W1Z27	ING (US) FUNDING	4.55	12/10/07	4.632	20,940,000.00	20,855,309.33			20,855,309.33	
170509	CNTR	300	REG	11/08/07	4812C0670	JP MORGAN US GOVT BOND #3164	4.630		4.630	20,000,000.00	20,000,000.00			20,000,000.00	
183026	CNTR	295	TOB	11/08/07	60934N104	FEDERATED GOVT OBLIG FUND #005	4.780		4.780	795,016.00	795,016.00			795,016.00	
183027	CNTR	296	TOB	11/08/07	60934N104	FEDERATED GOVT OBLIG FUND #005	4.780		4.780	372,862.50	372,862.50			372,862.50	
183348	PUR	304	REG	11/08/07	9497FY171	WELLS FARGO & CO	4.50	11/27/07	4.573	50,000,000.00	49,881,250.00			49,881,250.00	
183346	PUR	303	SPRJ	11/08/07	LD0801422	HUNTINGTON NATIONAL BANK, NA	1.00	11/06/09	1.000	167,177.37	167,177.37			167,177.37	
183347	PUR	303	SPRJ	11/08/07	LD0801430	FIRST FINANCIAL BANK, NA	1.00	11/06/09	1.000	250,000.00	250,000.00			250,000.00	
182202	CNTR	301	REG	11/08/07	STAR30129	STAR OHIO 70933	4.730		4.730	597,000.00	597,000.00			597,000.00	
183436	PUR	300	REG	11/09/07	0027ALYD5	ABBEY NATIONAL NA, LLC	4.48	11/13/07	4.544	25,000,000.00	24,987,555.56			24,987,555.56	
183435	PUR	304	REG	11/09/07	0027ALYM5	ABBEY NATIONAL NA, LLC	4.49	11/21/07	4.554	11,241,000.00	11,224,194.71			11,224,194.71	
183138	PUR	295	TOB	11/09/07	3136F8M1	FNMA DEBENTURE	4.76	11/10/11	4.763	50,000,000.00	50,000,000.00			50,000,000.00	
183139	PUR	295	TOB	11/09/07	3136F8M1	FNMA DEBENTURE	4.76	11/10/11	4.763	50,000,000.00	50,000,000.00			50,000,000.00	
183140	PUR	295	TOB	11/09/07	3136F8M1	FNMA DEBENTURE	4.76	11/10/11	4.763	30,000,000.00	30,000,000.00			30,000,000.00	
183141	PUR	295	TOB	11/09/07	3136F8M1	FNMA DEBENTURE	4.76	11/10/11	4.763	30,000,000.00	30,000,000.00			30,000,000.00	
183142	PUR	296	TOB	11/09/07	3136F8M1	FNMA DEBENTURE	4.76	11/10/11	4.763	20,000,000.00	20,000,000.00			20,000,000.00	
183143	PUR	296	TOB	11/09/07	3136F8M1	FNMA DEBENTURE	4.76	11/10/11	4.763	20,000,000.00	20,000,000.00			20,000,000.00	
183144	PUR	295	TOB	11/09/07	3136F8M1	FNMA DEBENTURE	4.76	11/10/11	4.763	33,000,000.00	33,000,000.00			33,000,000.00	
183145	PUR	295	TOB	11/09/07	3136F8M1	FNMA DEBENTURE	4.65	2/09/12	4.653	33,000,000.00	33,000,000.00			33,000,000.00	
183146	PUR	295	TOB	11/09/07	3136F8M1	FNMA DEBENTURE	4.65	2/09/12	4.653	33,000,000.00	33,000,000.00			33,000,000.00	
183147	PUR	295	TOB	11/09/07	3136F8M1	FNMA DEBENTURE	4.65	2/09/12	4.653	19,000,000.00	19,000,000.00			19,000,000.00	
183148	PUR	296	TOB	11/09/07	3136F8M1	FNMA DEBENTURE	4.65	2/09/12	4.653	19,000,000.00	19,000,000.00			19,000,000.00	
183149	PUR	296	TOB	11/09/07	3136F8M1	FNMA DEBENTURE	4.65	2/09/12	4.653	13,000,000.00	13,000,000.00			13,000,000.00	
183150	PUR	295	TOB	11/09/07	3136F8M1	FNMA DEBENTURE	4.81	2/10/12	4.806	50,000,000.00	50,000,000.00			50,000,000.00	
183151	PUR	295	TOB	11/09/07	3136F8M1	FNMA DEBENTURE	4.81	2/10/12	4.806	50,000,000.00	50,000,000.00			50,000,000.00	
183152	PUR	295	TOB	11/09/07	3136F8M1	FNMA DEBENTURE	4.81	2/10/12	4.806	30,000,000.00	30,000,000.00			30,000,000.00	
183153	PUR	295	TOB	11/09/07	3136F8M1	FNMA DEBENTURE	4.81	2/10/12	4.806	30,000,000.00	30,000,000.00			30,000,000.00	
183154	PUR	296	TOB	11/09/07	3136F8M1	FNMA DEBENTURE	4.81	2/10/12	4.806	20,000,000.00	20,000,000.00			20,000,000.00	
183155	PUR	296	TOB	11/09/07	3136F8M1	FNMA DEBENTURE	4.81	2/10/12	4.806	20,000,000.00	20,000,000.00			20,000,000.00	
146898	CNTR	300	REG	11/09/07	316175108	FIDELITY US GOVERNMENT FUND #57	4.660		4.660	11,934,000.00	11,934,000.00			11,934,000.00	
183026	CNTR	295	TOB	11/09/07	60934N104	FEDERATED GOVT OBLIG FUND #005	4.50	11/30/07	4.575	8,000,000.00	8,000,000.00			8,000,000.00	
183434	PUR	304	REG	11/09/07	83365SYW7	SOCIETY GENERAL NORTH AMERICA	4.55	5/09/08	4.550	50,000,000.00	49,868,750.00			49,868,750.00	
183375	PUR	295	TOB	11/09/07	BT08B0014	BTSA CERTIFICATE OF DEPOSIT	4.55	5/09/08	4.550	40,000,000.00	40,000,000.00			40,000,000.00	
183378	PUR	295	TOB	11/09/07	BT08B0022	BTSA CERTIFICATE OF DEPOSIT	4.55	5/09/08	4.550	40,000,000.00	40,000,000.00			40,000,000.00	
183380	PUR	295	TOB	11/09/07	BT08B0030	BTSA CERTIFICATE OF DEPOSIT	4.30	11/10/08	4.300	1,000,000.00	1,000,000.00			1,000,000.00	
183420	PUR	295	TOB	11/09/07	BT08B0048	BTSA CERTIFICATE OF DEPOSIT	4.55	5/09/08	4.550	40,000,000.00	40,000,000.00			40,000,000.00	
183447	PUR	295	TOB	11/09/07	BT08B0055	BTSA CERTIFICATE OF DEPOSIT	4.30	11/10/08	4.300	3,000,000.00	3,000,000.00			3,000,000.00	
183382	PUR	295	TOB	11/09/07	BT08B0063	BTSA CERTIFICATE OF DEPOSIT	4.35	11/10/08	4.350	5,000,000.00	5,000,000.00			5,000,000.00	
183383	PUR	295	TOB	11/09/07	BT08B0097	BTSA CERTIFICATE OF DEPOSIT	4.30	11/10/08	4.300	500,000.00	500,000.00			500,000.00	

PCMI: INVS MONTHEND TRANSACTIONS
SOURCE: VisualQED
MODEL: TRANSACTION
BASIS: SETTLEMENT
BEGIN: 11/01/07
END: 11/30/07

RICHARD CORDRAY
TREASURER, STATE OF OHIO
INVESTMENT TRANSACTION REPORT

TRANSACTIONS FOR 11/01/07 TO 11/30/07

INVT#	TEN	FUND	FUND	SETTLE	CUSIP	DESCRIPTION	RATE	MATURITY	PUR-YL	PAR AMOUNT	PRIN/PROC	P/S-INTEREST	SETTLE AMT
183384	PUR	295	TOB	11/09/07	BT08B0105	BTSFA CERTIFICATE OF DEPOSIT	4.35	11/10/08	4.350	5,000,000.00	5,000,000.00		5,000,000.00
183381	PUR	295	TOB	11/09/07	BT08B0147	BTSFA CERTIFICATE OF DEPOSIT	4.30	11/10/08	4.300	500,000.00	500,000.00		500,000.00
183385	PUR	295	TOB	11/09/07	BT08B0188	BTSFA CERTIFICATE OF DEPOSIT	4.30	11/10/08	4.300	500,000.00	500,000.00		500,000.00
183386	PUR	295	TOB	11/09/07	BT08B0204	BTSFA CERTIFICATE OF DEPOSIT	4.35	11/10/08	4.350	5,000,000.00	5,000,000.00		5,000,000.00
183390	PUR	295	TOB	11/09/07	BT08B0220	BTSFA CERTIFICATE OF DEPOSIT	4.30	11/10/08	4.300	500,000.00	500,000.00		500,000.00
183392	PUR	295	TOB	11/09/07	BT08B0238	BTSFA CERTIFICATE OF DEPOSIT	4.30	11/10/08	4.300	500,000.00	500,000.00		500,000.00
183394	PUR	295	TOB	11/09/07	BT08B0261	BTSFA CERTIFICATE OF DEPOSIT	4.35	11/10/08	4.350	5,000,000.00	5,000,000.00		5,000,000.00
183396	PUR	295	TOB	11/09/07	BT08B0295	BTSFA CERTIFICATE OF DEPOSIT	4.30	11/10/08	4.300	500,000.00	500,000.00		500,000.00
183395	PUR	295	TOB	11/09/07	BT08B0345	BTSFA CERTIFICATE OF DEPOSIT	4.30	11/10/08	4.300	500,000.00	500,000.00		500,000.00
183397	PUR	295	TOB	11/09/07	BT08B0352	BTSFA CERTIFICATE OF DEPOSIT	4.30	11/10/08	4.300	500,000.00	500,000.00		500,000.00
183398	PUR	295	TOB	11/09/07	BT08B0360	BTSFA CERTIFICATE OF DEPOSIT	4.30	11/10/08	4.300	1,500,000.00	1,500,000.00		1,500,000.00
183400	PUR	295	TOB	11/09/07	BT08B0386	BTSFA CERTIFICATE OF DEPOSIT	4.30	11/10/08	4.300	1,000,000.00	1,000,000.00		1,000,000.00
183422	PUR	295	TOB	11/09/07	BT08B0402	BTSFA CERTIFICATE OF DEPOSIT	4.30	11/10/08	4.300	1,000,000.00	1,000,000.00		1,000,000.00
183399	PUR	295	TOB	11/09/07	BT08B0469	BTSFA CERTIFICATE OF DEPOSIT	4.30	11/10/08	4.300	500,000.00	500,000.00		500,000.00
183401	PUR	295	TOB	11/09/07	BT08B0477	BTSFA CERTIFICATE OF DEPOSIT	4.35	11/10/08	4.350	1,000,000.00	1,000,000.00		1,000,000.00
183405	PUR	295	TOB	11/09/07	BT08B0485	BTSFA CERTIFICATE OF DEPOSIT	4.30	11/10/08	4.300	500,000.00	500,000.00		500,000.00
183402	PUR	295	TOB	11/09/07	BT08B0493	BTSFA CERTIFICATE OF DEPOSIT	4.30	11/10/08	4.300	1,000,000.00	1,000,000.00		1,000,000.00
183403	PUR	295	TOB	11/09/07	BT08B0519	BTSFA CERTIFICATE OF DEPOSIT	4.30	11/10/08	4.300	500,000.00	500,000.00		500,000.00
183404	PUR	295	TOB	11/09/07	BT08B0527	BTSFA CERTIFICATE OF DEPOSIT	4.55	5/09/08	4.550	40,000,000.00	40,000,000.00		40,000,000.00
183406	PUR	295	TOB	11/09/07	BT08B0535	BTSFA CERTIFICATE OF DEPOSIT	4.30	11/10/08	4.300	500,000.00	500,000.00		500,000.00
183407	PUR	295	TOB	11/09/07	BT08B0568	BTSFA CERTIFICATE OF DEPOSIT	4.35	11/10/08	4.350	5,000,000.00	5,000,000.00		5,000,000.00
183408	PUR	295	TOB	11/09/07	BT08B0584	BTSFA CERTIFICATE OF DEPOSIT	4.30	11/10/08	4.300	500,000.00	500,000.00		500,000.00
183409	PUR	295	TOB	11/09/07	BT08B0592	BTSFA CERTIFICATE OF DEPOSIT	4.30	11/10/08	4.300	500,000.00	500,000.00		500,000.00
183411	PUR	295	TOB	11/09/07	BT08B0683	BTSFA CERTIFICATE OF DEPOSIT	4.30	11/10/08	4.300	500,000.00	500,000.00		500,000.00
183412	PUR	295	TOB	11/09/07	BT08B0691	BTSFA CERTIFICATE OF DEPOSIT	4.30	11/10/08	4.300	2,000,000.00	2,000,000.00		2,000,000.00
183413	PUR	295	TOB	11/09/07	BT08B0733	BTSFA CERTIFICATE OF DEPOSIT	4.30	11/10/08	4.300	1,000,000.00	1,000,000.00		1,000,000.00
183414	PUR	295	TOB	11/09/07	BT08B0741	BTSFA CERTIFICATE OF DEPOSIT	4.30	11/10/08	4.300	1,000,000.00	1,000,000.00		1,000,000.00
183416	PUR	295	TOB	11/09/07	BT08B0766	BTSFA CERTIFICATE OF DEPOSIT	4.30	11/10/08	4.300	500,000.00	500,000.00		500,000.00
183417	PUR	295	TOB	11/09/07	BT08B0774	BTSFA CERTIFICATE OF DEPOSIT	4.30	11/10/08	4.300	95,500.00	95,500.00		95,500.00
183419	PUR	295	TOB	11/09/07	BT08B0790	BTSFA CERTIFICATE OF DEPOSIT	4.35	11/10/08	4.350	1,000,000.00	1,000,000.00		1,000,000.00
183429	PUR	303	SPRJ	11/09/07	LD0801448	UNION BANK COMPANY	1.00	11/09/09	1.000	5,000,000.00	5,000,000.00		5,000,000.00
183430	PUR	303	SPRJ	11/09/07	LD0801455	UNION BANK COMPANY	1.00	11/09/09	1.000	100,000.00	100,000.00		100,000.00
183431	PUR	303	SPRJ	11/09/07	LD0801463	UNION BANK COMPANY	1.00	11/09/09	1.000	100,000.00	100,000.00		100,000.00
183432	PUR	303	SPRJ	11/09/07	LD0801471	UNION BANK COMPANY	1.00	11/09/09	1.000	75,000.00	75,000.00		75,000.00
183489	PUR	303	SPRJ	11/09/07	LD0801489	UNION BANK COMPANY	1.00	11/09/09	.997	100,000.00	100,000.00		100,000.00
183428	PUR	303	SPRJ	11/09/07	LD0801497	FIRST FEDERAL BANK OF THE MIDWEST	1.00	11/09/09	1.000	100,000.00	100,000.00		100,000.00
182202	CNTR	301	REG	11/09/07	STAR30129	STAR OHIO 70933	1.00	11/09/09	1.000	10,275,000.00	10,275,000.00		10,275,000.00
183457	PUR	300	REG	11/13/07	0027ALYE3	ABBEY NATIONAL NA, LLC	4.58	11/14/07	4.644	50,000,000.00	49,993,638.89		49,993,638.89

PGM: INVS_MONTHEND_TRANSACTIONS
SOURCE: VISUALIZED
MODEL: TRANSACTION
BASIS: SETTLEMENT
BEGIN: 11/01/07
END: 11/30/07

RICHARD CORDRAY
TREASURER, STATE OF OHIO
INVESTMENT TRANSACTION REPORT

TRANSACTIONS FOR 11/01/07 TO 11/30/07

Table with columns: INVST# TEN FUND FUND SETTLE CUSIP DESCRIPTION RATE MATURITY PUR-YL PAR AMOUNT PRIN/PROC P/S-INTEREST SETTLE AMT. Rows include transactions for ABBEY NATIONAL NA, LLC, FILMCO DISCOUNT NOTE, and various FOMA DEBENTUREs.

PKM: IRVS_MONTHERD_TRANSACTIONS
 SOURCE: VISUALIZED
 MODEL: TRANSACTION
 BASIS: SETTLEMENT
 BEGIN: 11/01/07
 END: 11/30/07

RICEARD CORDRAY
 TREASURER, STATE OF OHIO

INVESTMENT TRANSACTION REPORT

TRANSACTIONS FOR 11/01/07 TO 11/30/07

INVT#	TIN	FUND	FUND	SETYLE	CUSIP	DESCRIPTION	RATE	MATURITY	PUR-YL	PAR AMOUNT	PRIN/PROC	P/S-INTEREST	SETTLE AMT
183179	PUR	296	TOB	11/14/07	3136F8W5	FNMA DEBENTURE	4.87	8/14/12	4.865	20,000,000.00	20,000,000.00		20,000,000.00
183180	PUR	295	TOB	11/14/07	3136F8W7	FNMA DEBENTURE	4.65	11/15/12	4.648	50,000,000.00	50,000,000.00		50,000,000.00
183181	PUR	295	TOB	11/14/07	3136F8W7	FNMA DEBENTURE	4.65	11/15/12	4.648	13,000,000.00	13,000,000.00		13,000,000.00
183182	PUR	295	TOB	11/14/07	3136F8W7	FNMA DEBENTURE	4.65	11/15/12	4.648	50,000,000.00	50,000,000.00		50,000,000.00
183183	PUR	295	TOB	11/14/07	3136F8W7	FNMA DEBENTURE	4.65	11/15/12	4.648	13,000,000.00	13,000,000.00		13,000,000.00
183184	PUR	295	TOB	11/14/07	3136F8W7	FNMA DEBENTURE	4.65	11/15/12	4.648	37,000,000.00	37,000,000.00		37,000,000.00
183185	PUR	295	TOB	11/14/07	3136F8W7	FNMA DEBENTURE	4.65	11/15/12	4.648	37,000,000.00	37,000,000.00		37,000,000.00
183186	PUR	296	TOB	11/14/07	3136F8W7	FNMA DEBENTURE	4.65	11/15/12	4.648	25,000,000.00	25,000,000.00		25,000,000.00
183187	PUR	296	TOB	11/14/07	3136F8W7	FNMA DEBENTURE	4.65	11/15/12	4.648	25,000,000.00	25,000,000.00		25,000,000.00
183480	PUR	300	REG	11/14/07	36959JY4	GENERAL ELECTRIC CAPITAL CORP	4.65	11/15/07	4.715	50,000,000.00	49,993,541.67		49,993,541.67
183474	PUR	301	REG	11/14/07	36959JY4	GENERAL ELECTRIC CAPITAL CORP	4.65	11/15/07	4.715	50,000,000.00	49,993,541.67		49,993,541.67
183475	PUR	301	REG	11/14/07	36959JY4	GENERAL ELECTRIC CAPITAL CORP	4.65	11/15/07	4.715	50,000,000.00	49,993,541.67		49,993,541.67
183476	PUR	304	REG	11/14/07	36959JY4	GENERAL ELECTRIC CAPITAL CORP	4.65	11/15/07	4.715	50,000,000.00	49,993,541.67		49,993,541.67
170509	CNTR	300	REG	11/14/07	4812C0670	JP MORGAN US GOVT NOTE #3164	4.65	11/15/07	4.715	1,981,000.00	1,980,744.12		1,980,744.12
183482	PUR	300	REG	11/14/07	74977LYF8	RABOBANK USA FINANCIAL CORP	4.64	11/15/07	4.610	11,424,000.00	11,424,000.00		11,424,000.00
183478	PUR	300	REG	11/14/07	74977LYF8	RABOBANK USA FINANCIAL CORP	4.64	11/15/07	4.705	50,000,000.00	49,993,555.56		49,993,555.56
183481	PUR	300	REG	11/14/07	83365SY4	SOCIETE GENERALE NORTH AMERICA	4.65	11/15/07	4.715	24,219,000.00	24,215,878.44		24,215,878.44
183477	PUR	304	REG	11/14/07	83365SY4	SOCIETE GENERALE NORTH AMERICA	4.65	11/15/07	4.715	50,000,000.00	49,993,541.67		49,993,541.67
183483	PUR	303	SPRJ	11/14/07	LD0801505	ST. HENRY BANK	1.00	11/13/09	1.000	282,000.00	282,000.00		282,000.00
183472	PUR	303	SPRJ	11/14/07	LD0801521	FIRST NATIONAL BANK OF PANDORA	1.00	11/13/09	1.000	123,281.51	123,281.51		123,281.51
183473	PUR	303	SPRJ	11/14/07	LD0801539	FIRST NATIONAL BANK OF PANDORA	1.00	11/13/09	1.000	75,451.00	75,451.00		75,451.00
183499	PUR	300	REG	11/15/07	02635SY6	AMERICAN GENERAL FINANCE CORP	4.75	11/16/07	4.817	50,000,000.00	49,993,402.78		49,993,402.78
183492	PUR	301	REG	11/15/07	02635SY6	AMERICAN GENERAL FINANCE CORP	4.75	11/16/07	4.817	50,000,000.00	49,993,402.78		49,993,402.78
183495	PUR	304	REG	11/15/07	02635SY6	AMERICAN GENERAL FINANCE CORP	4.75	11/16/07	4.817	5,551,000.00	5,550,267.58		5,550,267.58
183502	PUR	300	REG	11/15/07	313396RB1	FILMCO DISCOUNT NOTE	4.35	12/28/07	4.433	27,620,000.00	27,616,355.69		27,616,355.69
183503	PUR	300	REG	11/15/07	313396RB1	FILMCO DISCOUNT NOTE	4.35	12/28/07	4.433	50,000,000.00	49,740,208.33		49,740,208.33
183504	PUR	300	REG	11/15/07	313396RB1	FILMCO DISCOUNT NOTE	4.35	12/28/07	4.433	50,000,000.00	49,740,208.33		49,740,208.33
183505	PUR	300	REG	11/15/07	313396RB1	FILMCO DISCOUNT NOTE	4.35	12/28/07	4.433	50,000,000.00	49,740,208.33		49,740,208.33
183506	PUR	300	REG	11/15/07	313396RB1	FILMCO DISCOUNT NOTE	4.35	12/28/07	4.433	50,000,000.00	49,740,208.33		49,740,208.33
183188	PUR	295	TOB	11/15/07	3136F8W3	FNMA DEBENTURE	4.78	11/16/12	4.780	11,038,347.03	11,038,347.03		11,038,347.03
183189	PUR	295	TOB	11/15/07	3136F8W3	FNMA DEBENTURE	4.78	11/16/12	4.780	50,000,000.00	50,000,000.00		50,000,000.00
183190	PUR	295	TOB	11/15/07	3136F8W3	FNMA DEBENTURE	4.78	11/16/12	4.780	50,000,000.00	50,000,000.00		50,000,000.00
183191	PUR	295	TOB	11/15/07	3136F8W3	FNMA DEBENTURE	4.78	11/16/12	4.780	50,000,000.00	50,000,000.00		50,000,000.00
183192	PUR	295	TOB	11/15/07	3136F8W3	FNMA DEBENTURE	4.78	11/16/12	4.780	50,000,000.00	50,000,000.00		50,000,000.00
183193	PUR	295	TOB	11/15/07	3136F8W3	FNMA DEBENTURE	4.78	11/16/12	4.780	50,000,000.00	50,000,000.00		50,000,000.00
183194	PUR	295	TOB	11/15/07	3136F8W3	FNMA DEBENTURE	4.78	11/16/12	4.780	10,000,000.00	10,000,000.00		10,000,000.00
183195	PUR	295	TOB	11/15/07	3136F8W3	FNMA DEBENTURE	4.78	11/16/12	4.780	50,000,000.00	50,000,000.00		50,000,000.00
183196	PUR	296	TOB	11/15/07	3136F8W3	FNMA DEBENTURE	4.78	11/16/12	4.780	10,000,000.00	10,000,000.00		10,000,000.00
183196	PUR	296	TOB	11/15/07	3136F8W3	FNMA DEBENTURE	4.78	11/16/12	4.780	40,000,000.00	40,000,000.00		40,000,000.00

FORM: INVS MONTHEND_TRANSACTIONS
 SOURCE: Visualized
 MODEL: TRANSACTION
 BASIS: SETTLEMENT
 BEGIN: 11/01/07
 END: 11/30/07

RICHARD CORDRAY
 TREASURER, STATE OF OHIO

INVESTMENT TRANSACTION REPORT

TRANSACTIONS FOR 11/01/07 TO 11/30/07

INVT#	TIN	FUND	FUND	SETTLE	CUSIP	DESCRIPTION	RATE	MATURITY	PUR-YL	PAR	AMOUNT	P/S-INTEREST	PRIN/PROC	SETTLE	AMT
183197	PUR	296	TOB	11/15/07	3136FBW3	FNMA DEBENTURE	4.78	11/16/12	4.780	40,000,000.00	40,000,000.00		40,000,000.00	40,000,000.00	
146898	CNTR	300	REG	11/15/07	316175108	FIDELITY US GOVERNMENT FUND #57			4.630	7,702,000.00	7,702,000.00		7,702,000.00	7,702,000.00	
183496	PUR	300	REG	11/15/07	36959JY2	GENERAL ELECTRIC CAPITAL CORP	4.78	11/16/07	4.847	50,000,000.00	50,000,000.00		49,993,361.11	49,993,361.11	
183497	PUR	300	REG	11/15/07	36959JY2	GENERAL ELECTRIC CAPITAL CORP	4.78	11/16/07	4.847	50,000,000.00	50,000,000.00		49,993,361.11	49,993,361.11	
183491	PUR	301	REG	11/15/07	36959JY2	GENERAL ELECTRIC CAPITAL CORP	4.78	11/16/07	4.847	50,000,000.00	50,000,000.00		49,993,361.11	49,993,361.11	
183494	PUR	304	REG	11/15/07	74977LY5	RABOBANK USA FINANCIAL CORP	4.60	11/28/07	4.672	50,000,000.00	50,000,000.00		49,916,944.44	49,916,944.44	
183493	PUR	304	REG	11/15/07	83365SY6	SOCIETE GENERALE NORTH AMERICA	4.60	11/26/07	4.670	50,000,000.00	50,000,000.00		49,929,722.22	49,929,722.22	
183500	PUR	300	REG	11/15/07	90262DY4	UBS FINANCE	4.73	11/16/07	4.796	50,000,000.00	50,000,000.00		49,993,430.56	49,993,430.56	
181771	CNTR	300	REG	11/15/07	926464520	VICTORY FEDERAL MORT FUND			4.290	4,088,915.19	4,088,915.19		4,088,915.19	4,088,915.19	
183565	PUR	295	TOB	11/15/07	BT08B0808	BTSPA CERTIFICATE OF DEPOSIT	4.30	11/15/08	4.300	500,000.00	500,000.00		500,000.00	500,000.00	
183464	PUR	303	SPRJ	11/15/07	LD0801513	FIRST FEDERAL BANK OF THE MIDWEST	1.00	11/13/09	.997	26,244.82	26,244.82		26,244.82	26,244.82	
183490	PUR	303	SPRJ	11/15/07	LD0801547	FIRST FEDERAL BANK OF THE MIDWEST	1.00	11/13/09	1.000	400,000.00	400,000.00		400,000.00	400,000.00	
183198	PUR	295	TOB	11/16/07	3136FBW1	FNMA DEBENTURE	4.91	11/14/12	4.907	50,000,000.00	50,000,000.00		50,000,000.00	50,000,000.00	
183199	PUR	295	TOB	11/16/07	3136FBW1	FNMA DEBENTURE	4.91	11/14/12	4.907	50,000,000.00	50,000,000.00		50,000,000.00	50,000,000.00	
183200	PUR	295	TOB	11/16/07	3136FBW1	FNMA DEBENTURE	4.91	11/14/12	4.907	25,000,000.00	25,000,000.00		25,000,000.00	25,000,000.00	
183201	PUR	295	TOB	11/16/07	3136FBW1	FNMA DEBENTURE	4.91	11/14/12	4.907	50,000,000.00	50,000,000.00		50,000,000.00	50,000,000.00	
183202	PUR	295	TOB	11/16/07	3136FBW1	FNMA DEBENTURE	4.91	11/14/12	4.907	50,000,000.00	50,000,000.00		50,000,000.00	50,000,000.00	
183203	PUR	295	TOB	11/16/07	3136FBW1	FNMA DEBENTURE	4.91	11/14/12	4.907	25,000,000.00	25,000,000.00		25,000,000.00	25,000,000.00	
183204	PUR	295	TOB	11/16/07	3136FBW1	FNMA DEBENTURE	4.91	11/14/12	4.907	50,000,000.00	50,000,000.00		50,000,000.00	50,000,000.00	
183205	PUR	295	TOB	11/16/07	3136FBW1	FNMA DEBENTURE	4.91	11/14/12	4.907	25,000,000.00	25,000,000.00		25,000,000.00	25,000,000.00	
183206	PUR	295	TOB	11/16/07	3136FBW1	FNMA DEBENTURE	4.91	11/14/12	4.907	50,000,000.00	50,000,000.00		50,000,000.00	50,000,000.00	
183207	PUR	295	TOB	11/16/07	3136FBW1	FNMA DEBENTURE	4.91	11/14/12	4.907	25,000,000.00	25,000,000.00		25,000,000.00	25,000,000.00	
183208	PUR	295	TOB	11/16/07	3136FBW1	FNMA DEBENTURE	4.91	11/14/12	4.907	50,000,000.00	50,000,000.00		50,000,000.00	50,000,000.00	
183209	PUR	296	TOB	11/16/07	3136FBW1	FNMA DEBENTURE	4.91	11/14/12	4.907	25,000,000.00	25,000,000.00		25,000,000.00	25,000,000.00	
183222	PUR	300	REG	11/16/07	36959JY3	GENERAL ELECTRIC CAPITAL CORP	4.52	11/19/07	4.585	50,000,000.00	50,000,000.00		49,981,166.67	49,981,166.67	
183519	PUR	301	REG	11/16/07	36959JY3	GENERAL ELECTRIC CAPITAL CORP	4.52	11/19/07	4.585	50,000,000.00	50,000,000.00		49,981,166.67	49,981,166.67	
183520	PUR	301	REG	11/16/07	36959JY3	GENERAL ELECTRIC CAPITAL CORP	4.52	11/19/07	4.585	26,129,000.00	26,129,000.00		26,119,158.08	26,119,158.08	
183521	PUR	304	REG	11/16/07	36959JY3	GENERAL ELECTRIC CAPITAL CORP	4.52	11/19/07	4.585	27,630,000.00	27,630,000.00		27,619,592.70	27,619,592.70	
183523	PUR	300	REG	11/16/07	74977LZ3	RABOBANK USA FINANCIAL CORP	4.62	12/17/07	4.703	13,833,000.00	13,833,000.00		13,777,967.72	13,777,967.72	
183524	PUR	300	REG	11/16/07	74977LZ3	RABOBANK USA FINANCIAL CORP	4.62	12/17/07	4.703	10,440,000.00	10,440,000.00		10,398,466.20	10,398,466.20	
183562	PUR	303	SPRJ	11/16/07	LD0801554	NATIONAL CITY BANK	1.00	11/16/09	1.000	150,750.00	150,750.00		150,750.00	150,750.00	
183513	PUR	303	SPRJ	11/16/07	LD0801562	CITIZENS NATIONAL OF BLUFFTON	1.00	11/16/09	1.000	40,511.00	40,511.00		40,511.00	40,511.00	
183514	PUR	303	SPRJ	11/16/07	LD0801570	OLD FORT BANKING COMPANY	1.00	11/16/09	1.000	134,797.95	134,797.95		134,797.95	134,797.95	
183515	PUR	303	SPRJ	11/16/07	LD0801588	FIRST FEDERAL BANK OF THE MIDWEST	1.00	11/16/09	1.000	208,883.28	208,883.28		208,883.28	208,883.28	
183530	PUR	303	SPRJ	11/16/07	LD0801596	ARLINGTON BANK	1.00	11/16/09	1.000	200,000.00	200,000.00		200,000.00	200,000.00	
183531	PUR	303	SPRJ	11/16/07	LD0801604	HOME LOAN SAVINGS BANK	1.00	11/16/09	1.000	134,000.00	134,000.00		134,000.00	134,000.00	
183534	PUR	303	SPRJ	11/16/07	LD0801612	HOME LOAN SAVINGS BANK	1.00	11/16/09	1.000	150,000.00	150,000.00		150,000.00	150,000.00	
183555	PUR	304	REG	11/19/07	02635SZ34	AMERICAN GENERAL FINANCE CORP	4.51	12/03/07	4.581	37,618,000.00	37,618,000.00		37,552,022.21	37,552,022.21	
183554	PUR	301	REG	11/19/07	36959JY11	GENERAL ELECTRIC CAPITAL CORP	4.54	11/20/07	4.604	27,460,000.00	27,460,000.00		27,456,536.99	27,456,536.99	

PCN: INVS MONTHEND_TRANSACTIONS
 SOURCE: VisualQED
 MODEL: TRANSACTION
 BASIS: SETTLEMENT
 BEGIN: 11/01/07
 END: 11/30/07

RICHARD CORDRAY
 TREASURER, STATE OF OHIO

INVESTMENT TRANSACTION REPORT

TRANSACTIONS FOR 11/01/07 TO 11/30/07

INVEST#	TEN	FUND	FUND	SETTLE	CUSIP	DESCRIPTION	RATE	MATURITY	PUR-YL	PAR	AMOUNT	PRIN/PROC	P/S-INTEREST	SETTLE	AMT
183553	PUR	301	REG	11/19/07	74977LYS0	RABOBANK USA FINANCIAL CORP	4.55	11/26/07	4.617	50,000,000.00	49,955,763.89			49,955,763.89	
183528	PUR	304	REG	11/19/07	912828KQ8	US TREASURY NOTE	3.88	10/31/12	3.683	15,000,000.00	15,128,906.25		30,339.97	15,159,246.22	
181771	CNTR	300	REG	11/19/07	9246464520	VICTORY FEDERAL MKMT FUND			4.270	5,433,345.04	5,433,345.04			5,433,345.04	
183541	PUR	295	T0B	11/19/07	BT08B0709	BTSFA CERTIFICATE OF DEPOSIT	4.30	11/19/08	4.300	500,000.00	500,000.00			500,000.00	
183535	PUR	303	SPRJ	11/19/07	LD0801620	OLD FORT BANKING COMPANY	1.00	11/19/09	1.000	22,357.54	22,357.54			22,357.54	
183536	PUR	303	SPRJ	11/19/07	LD0801638	HUNTINGTON NATIONAL BANK, NA	1.00	11/19/09	1.000	268,586.83	268,586.83			268,586.83	
183537	PUR	303	SPRJ	11/19/07	LD0801646	HUNTINGTON NATIONAL BANK, NA	1.00	11/19/09	1.000	83,581.43	83,581.43			83,581.43	
183538	PUR	303	SPRJ	11/19/07	LD0801653	HUNTINGTON NATIONAL BANK, NA	1.00	11/19/09	1.000	168,346.46	168,346.46			168,346.46	
183539	PUR	303	SPRJ	11/19/07	LD0801661	HUNTINGTON NATIONAL BANK, NA	1.00	11/19/09	1.000	149,000.00	149,000.00			149,000.00	
183540	PUR	303	SPRJ	11/19/07	LD0801679	HUNTINGTON NATIONAL BANK, NA	1.00	11/19/09	1.000	161,000.00	161,000.00			161,000.00	
183542	PUR	303	SPRJ	11/19/07	LD0801687	HUNTINGTON NATIONAL BANK, NA	1.00	11/19/09	1.000	147,000.00	147,000.00			147,000.00	
183543	PUR	303	SPRJ	11/19/07	LD0801695	CITIZENS NATIONAL OF BLUFFTON	1.00	11/19/09	1.000	45,000.00	45,000.00			45,000.00	
183544	PUR	303	SPRJ	11/19/07	LD0801703	HUNTINGTON NATIONAL BANK, NA	1.00	11/19/09	1.000	38,991.11	38,991.11			38,991.11	
183545	PUR	303	SPRJ	11/19/07	LD0801711	HUNTINGTON NATIONAL BANK, NA	1.00	11/19/09	1.000	400,000.00	400,000.00			400,000.00	
183546	PUR	303	SPRJ	11/19/07	LD0801729	HUNTINGTON NATIONAL BANK, NA	1.00	11/19/09	1.000	100,010.25	100,010.25			100,010.25	
183547	PUR	303	SPRJ	11/19/07	LD0801737	HUNTINGTON NATIONAL BANK, NA	1.00	11/19/09	1.000	37,868.41	37,868.41			37,868.41	
183548	PUR	303	SPRJ	11/19/07	LD0801745	HUNTINGTON NATIONAL BANK, NA	1.00	11/19/09	1.000	132,602.88	132,602.88			132,602.88	
183550	PUR	303	SPRJ	11/19/07	LD0801752	HUNTINGTON NATIONAL BANK, NA	1.00	11/19/09	1.000	127,510.98	127,510.98			127,510.98	
183551	PUR	303	SPRJ	11/19/07	LD0801760	HUNTINGTON NATIONAL BANK, NA	1.00	11/19/09	1.000	19,611.83	19,611.83			19,611.83	
183552	PUR	303	SPRJ	11/19/07	LD0801778	HUNTINGTON NATIONAL BANK, NA	1.00	11/19/09	1.000	215,320.59	215,320.59			215,320.59	
183555	PUR	303	SPRJ	11/19/07	LD0801786	HUNTINGTON NATIONAL BANK, NA	1.00	11/19/09	1.000	51,320.30	51,320.30			51,320.30	
183557	PUR	303	SPRJ	11/19/07	LD0801794	HUNTINGTON NATIONAL BANK, NA	1.00	11/19/09	1.000	87,703.71	87,703.71			87,703.71	
183559	PUR	303	SPRJ	11/19/07	LD0801802	HUNTINGTON NATIONAL BANK, NA	1.00	11/19/09	1.000	61,094.51	61,094.51			61,094.51	
183574	PUR	304	REG	11/20/07	0027ALYMS	ABBEY NATIONAL NA, LLC	4.58	11/21/07	4.644	16,462,000.00	16,459,905.67			16,459,905.67	
183571	PUR	301	REG	11/20/07	0027ALYTO	ABBEY NATIONAL NA, LLC	4.52	11/21/07	4.587	10,087,000.00	10,078,134.65			10,078,134.65	
183573	PUR	304	REG	11/20/07	02635Z67	AMERICAN GENERAL FINANCE CORP	4.53	12/06/07	4.602	50,000,000.00	49,899,333.33			49,899,333.33	
183575	PUR	300	REG	11/20/07	36960MY9	GENERAL ELECTRIC COMPANY	4.58	11/21/07	4.644	50,000,000.00	49,993,638.89			49,993,638.89	
183576	PUR	300	REG	11/20/07	36960MY9	GENERAL ELECTRIC COMPANY	4.58	11/21/07	4.644	50,000,000.00	49,993,638.89			49,993,638.89	
183577	PUR	300	REG	11/20/07	36960MY9	GENERAL ELECTRIC COMPANY	4.58	11/21/07	4.644	50,000,000.00	49,993,638.89			49,993,638.89	
183570	PUR	301	REG	11/20/07	74977LYT8	RABOBANK USA FINANCIAL CORP	4.58	11/27/07	4.648	20,000,000.00	19,982,188.89			19,982,188.89	
183572	PUR	304	REG	11/20/07	83365SZ48	SOCIETE GENERALE NORTE AMERICA	4.54	12/04/07	4.611	50,000,000.00	49,911,722.22			49,911,722.22	
183566	PUR	303	SPRJ	11/20/07	LD0801810	WESTERN RESERVE BANK	1.00	11/20/09	1.000	40,922.05	40,922.05			40,922.05	
183567	PUR	303	SPRJ	11/20/07	LD0801828	FIRST FEDERAL BANK OF THE MIDWEST	1.00	11/20/09	1.000	200,000.00	200,000.00			200,000.00	
183568	PUR	303	SPRJ	11/20/07	LD0801836	ADVANTAGE BANK	1.00	11/20/09	1.000	100,000.00	100,000.00			100,000.00	
183569	PUR	303	SPRJ	11/20/07	LD0801844	ADVANTAGE BANK	1.00	11/20/09	1.000	110,000.00	110,000.00			110,000.00	
183597	PUR	300	REG	11/21/07	0027ALYF8	ABBEY NATIONAL NA, LLC	4.50	11/23/07	4.564	50,000,000.00	49,987,500.00			49,987,500.00	
183591	PUR	300	REG	11/21/07	0027ALYV5	ABBEY NATIONAL NA, LLC	4.55	11/29/07	4.613	50,000,000.00	49,949,500.00			49,949,500.00	
183590	PUR	304	REG	11/21/07	0027ALZ36	ABBEY NATIONAL NA, LLC	4.55	12/03/07	4.615	8,852,000.00	8,838,589.22			8,838,589.22	
146898	CNTR	300	REG	11/21/07	316175108	FIDELITY US GOVERNMENT FUND #57			4.650	18,617,000.00	18,617,000.00			18,617,000.00	

FROM: INVS MONTHEND_TRANSACTIONS
 SOURCE: VISUALQED
 MODEL: TRANSACTION
 BASIS: SETTLEMENT
 BEGIN: 11/01/07
 END: 11/30/07

RICHARD CORDRAY
 TRAKSURER, STATE OF OHIO
 INVESTMENT TRANSACTION REPORT

TRANSACTIONS FOR 11/01/07 TO 11/30/07

INVT#	TIN	FUND	FUND	SETTLE	CUSIP	DESCRIPTION	RATE	MATURITY	PUR-YL	PAR	AMOUNT	PRIN/PROC	P/S-INTEREST	SETTLE AMT
183592	PUR	300	REG	11/21/07	36959JYP2	GENERAL ELECTRIC CAPITAL CORP	4.50	11/23/07	4.564	50,000,000.00	49,987,500.00		49,987,500.00	
183593	PUR	300	REG	11/21/07	36959JYP2	GENERAL ELECTRIC CAPITAL CORP	4.50	11/23/07	4.564	50,000,000.00	49,987,500.00		49,987,500.00	
183594	PUR	300	REG	11/21/07	36959JYP2	GENERAL ELECTRIC CAPITAL CORP	4.50	11/23/07	4.564	50,000,000.00	49,987,500.00		49,987,500.00	
183589	PUR	304	REG	11/21/07	4042F1ZAO	HSEC FINANCE CORP	4.51	12/10/07	4.584	50,000,000.00	49,880,986.11		49,880,986.11	
170509	CNTR	300	REG	11/21/07	4812C0670	JP MORGAN US GOVT MKKT #3164			4.600	50,000,000.00	50,000,000.00		50,000,000.00	
183596	PUR	300	REG	11/21/07	90262DYV1	UBS FINANCE	4.50	11/29/07	4.567	50,000,000.00	49,950,000.00		49,950,000.00	
183582	PUR	304	REG	11/21/07	912828HC7	US TREASURY NOTE	4.13	8/31/12	3.624	25,000,000.00	25,542,968.75		232,314.56	
183583	PUR	304	REG	11/21/07	912828HC7	US TREASURY NOTE	4.13	8/31/12	3.609	25,000,000.00	25,560,546.87		232,314.56	
181771	CNTR	300	REG	11/21/07	926464520	VICTORY FEDERAL MKMT FUND			4.270	349,632.10	349,632.10		349,632.10	
183595	PUR	300	REG	11/21/07	9497F1Z37	WELLS FARGO & CO	1.00	11/20/09	1.000	10,000.00	10,000.00		10,000.00	
183584	PUR	303	SPRJ	11/21/07	LD0801851	FIFTH THIRD BANK	1.00	11/20/09	1.000	81,954.00	81,954.00		81,954.00	
183585	PUR	303	SPRJ	11/21/07	LD0801869	FIFTH THIRD BANK	1.00	11/20/09	1.000	74,730.00	74,730.00		74,730.00	
183586	PUR	303	SPRJ	11/21/07	LD0801877	FIFTH THIRD BANK	1.00	11/20/09	1.000	115,764.22	115,764.22		115,764.22	
183587	PUR	303	SPRJ	11/21/07	LD0801885	FIFTH THIRD BANK	1.00	11/20/09	1.000	363,369.00	363,369.00		363,369.00	
183588	PUR	303	SPRJ	11/21/07	LD0801893	FIFTH THIRD BANK	1.00	11/20/09	1.000	975,000.00	975,000.00		975,000.00	
182202	CNTR	301	REG	11/21/07	STAR30129	STAR OHIO 70933			4.640	50,000,000.00	49,981,000.00		49,981,000.00	
183604	PUR	300	REG	11/23/07	36959JYS6	GENERAL ELECTRIC CAPITAL CORP	4.56	11/26/07	4.625	25,000,000.00	24,990,500.00		24,990,500.00	
183605	PUR	300	REG	11/23/07	36959JYS6	GENERAL ELECTRIC CAPITAL CORP	4.56	11/26/07	4.625	25,000,000.00	24,990,500.00		24,990,500.00	
181771	CNTR	300	REG	11/23/07	926464520	VICTORY FEDERAL MKMT FUND			4.300	3,180,779.67	3,180,779.67		3,180,779.67	
182202	CNTR	301	REG	11/23/07	STAR30129	STAR OHIO 70933			4.630	263,000.00	263,000.00		263,000.00	
183629	PUR	300	REG	11/26/07	0027ALYT0	ABBAY NATIONAL NA, LLC	4.63	11/27/07	4.690	25,000,000.00	24,996,788.19		24,996,788.19	
183610	PUR	301	REG	11/26/07	0027ALZ36	ABBAY NATIONAL NA, LLC	4.55	12/03/07	4.617	25,000,000.00	24,977,881.94		24,977,881.94	
183611	PUR	301	REG	11/26/07	0027ALZ36	ABBAY NATIONAL NA, LLC	4.55	12/03/07	4.617	26,326,000.00	26,302,708.80		26,302,708.80	
183624	PUR	300	REG	11/26/07	02635RAA7	AMERICAN GENERAL FINANCE CORP	4.93	1/10/08	5.029	7,442,000.00	7,396,138.67		7,396,138.67	
183625	PUR	300	REG	11/26/07	02635RAA7	AMERICAN GENERAL FINANCE CORP	4.93	1/10/08	5.029	1,469,000.00	1,459,947.29		1,459,947.29	
183626	PUR	300	REG	11/26/07	02635RAA7	AMERICAN GENERAL FINANCE CORP	4.93	1/10/08	5.029	2,645,000.00	2,628,700.19		2,628,700.19	
183615	PUR	300	REG	11/26/07	36959JYT4	GENERAL ELECTRIC CAPITAL CORP	4.62	11/27/07	4.685	50,000,000.00	49,993,583.33		49,993,583.33	
183616	PUR	300	REG	11/26/07	36959JYT4	GENERAL ELECTRIC CAPITAL CORP	4.62	11/27/07	4.685	50,000,000.00	49,993,583.33		49,993,583.33	
183618	PUR	300	REG	11/26/07	36959JYT4	GENERAL ELECTRIC CAPITAL CORP	4.62	11/27/07	4.685	35,000,000.00	34,995,508.33		34,995,508.33	
183630	PUR	300	REG	11/26/07	36959JYT4	GENERAL ELECTRIC CAPITAL CORP	4.62	11/27/07	4.685	20,000,000.00	19,997,433.33		19,997,433.33	
183631	PUR	300	REG	11/26/07	36959JYT4	GENERAL ELECTRIC CAPITAL CORP	4.62	11/27/07	4.685	50,000,000.00	49,993,777.78		49,993,777.78	
183632	PUR	300	REG	11/26/07	4042F1YT0	HSEC FINANCE CORP	4.48	11/27/07	4.543	24,820,000.00	24,816,911.29		24,816,911.29	
181771	CNTR	300	REG	11/26/07	926464520	VICTORY FEDERAL MKMT FUND			4.300	57,912,873.97	57,912,873.97		57,912,873.97	
183612	PUR	304	REG	11/26/07	9497F1ZC7	WELLS FARGO & CO	1.00	11/25/09	1.000	25,101,000.00	25,050,351.76		25,050,351.76	
183614	PUR	304	REG	11/26/07	9497F1ZC7	WELLS FARGO & CO	1.00	11/25/09	1.000	99,338.05	99,338.05		99,338.05	
183613	PUR	303	SPRJ	11/26/07	LD0801901	HUNTINGTON NATIONAL BANK, NA	1.00	11/25/09	1.000	40,612.66	40,612.66		40,612.66	
183619	PUR	303	SPRJ	11/26/07	LD0801919	HUNTINGTON NATIONAL BANK, NA	1.00	11/25/09	1.000	85,979.00	85,979.00		85,979.00	
183619	PUR	303	SPRJ	11/26/07	LD0801927	FIFTH THIRD BANK	1.00	11/25/09	1.000	22,911.63	22,911.63		22,911.63	
183620	PUR	303	SPRJ	11/26/07	LD0801935	FIRST CITIZENS NATIONAL BANK	1.00	11/25/09	1.000					