

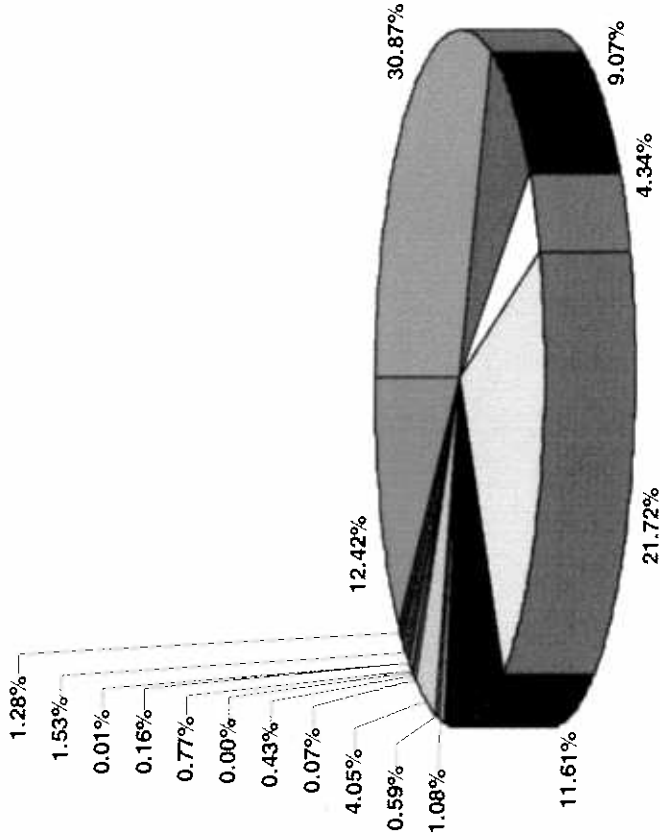
Summary of Portfolios

| Portfolio | 9/28/2007 | 10/31/2007 | Difference |
|--|--------------------|--------------------|--------------------|
| Regular Account - Market Value | \$7,710,126,537.49 | \$6,934,610,161.62 | (\$775,516,375.87) |
| Revenues for Sales and Motor Vehicle Fuel Tax were offset by payments for Medicaid, Higher Education, and State Payroll, as well as additional expenditures Debt Service, School Foundations and Local Government Distributions. | | | |
| Total Monthly Inflows | \$4,394,278,008.70 | \$4,081,383,981.98 | |
| Total Monthly Outflows | \$4,686,398,715.85 | \$4,906,299,672.55 | |
| Realized Income - Month to date | \$33,401,173.04 | \$35,136,804.44 | |
| Realized Income - Fiscal Year to date | \$101,906,794.01 | \$137,043,598.45 | |
| Accruals | \$60,494,978.94 | \$57,864,102.75 | |
| Buckeye Tobacco (School Facilities) - Market Value | \$0.00 | \$4,112,000,000.00 | \$4,112,000,000.00 |
| Buckeye Tobacco (Board of Regents) - Market Value | \$0.00 | \$938,000,000.00 | \$938,000,000.00 |
| Ohio Lottery DPTF - Market Value | \$696,698,866.82 | \$694,708,349.11 | (\$1,990,517.71) |
| Securities were purchased to fund a single annuity winner. The October liability payment was \$11,771,534.02. | | | |
| STAR Ohio - Market Value | \$5,862,274,866.30 | \$5,987,282,150.23 | \$125,007,283.93 |
| Shareholder purchases exceeded redemptions during the month. | | | |



Regular Account Asset Allocation

- AGENCY CALLABLE
- AGENCY COUPON
- BID OHIO
- COMMERCIAL PAPER
- DISCOUNT NOTES
- FFCB ADJ RATE BOND
- LINKED DEPOSIT - SM BUS
- MONEY MARKET FUND
- MONEY MARKET SWEEP ACCT
- OTHER
- SPRJ - ADDITIONAL INCOME
- SPRJ - AGLINK FIXED LINE OF CREDIT
- SPRJ - AGLINK FIXED RATE TERM LOAN
- SPRJ - HOUSING LINK
- STAR OHIO - CASH ACCT
- STATE & LOCAL GOVT SEC - DEM DEP
- TREASURIES



Buckeye Tobacco Fund Asset Allocation

SCHOOL FACILITIES COMMISSION

| ASSET TYPE | PAR AMOUNT | BOOK VALUE | MKT VALUE | % BOOK | WT YLD | WT DTM |
|--------------------|---------------------|---------------------|---------------------|----------|--------|--------|
| MONEY MARKET FUNDS | 4,112,000,000.00 | 4,112,000,000.00 | 4,112,000,000.00 | 100.000% | 4.785% | 1.00 |
| | \$ 4,112,000,000.00 | \$ 4,112,000,000.00 | \$ 4,112,000,000.00 | 100.000% | 4.785% | 1.00 |

BOARD OF REGENTS

| ASSET TYPE | PAR AMOUNT | BOOK VALUE | MKT VALUE | % BOOK | WT YLD | WT DTM |
|--------------------|-------------------|-------------------|-------------------|----------|--------|--------|
| MONEY MARKET FUNDS | 938,000,000.00 | 938,000,000.00 | 938,000,000.00 | 100.000% | 4.770% | 1.00 |
| | \$ 938,000,000.00 | \$ 938,000,000.00 | \$ 938,000,000.00 | 100.000% | 4.770% | 1.00 |



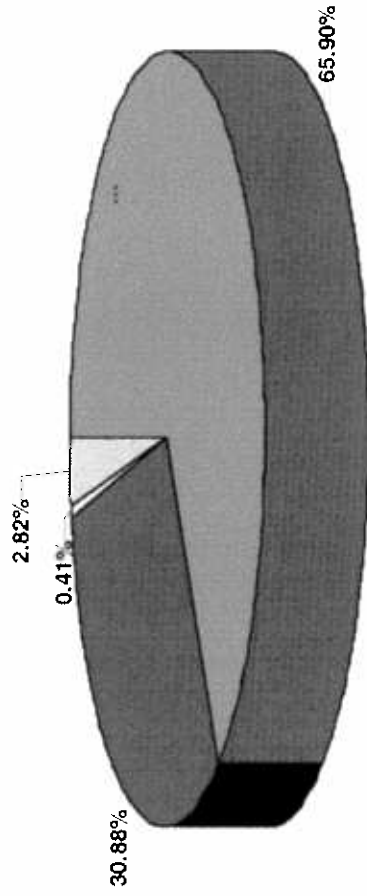
Ohio Lottery DPTF Asset Allocation

| ASSET TYPE | PAR AMOUNT | BOOK VALUE | MKT VALUE | % BOOK | WT YLD | WT DTM |
|-----------------------|-------------------|-------------------|-------------------|----------|--------|----------|
| AGENCY COUPON | 384,612,000.00 | 380,503,547.40 | 387,243,669.38 | 65.898% | 5.066% | 1,566.69 |
| AGENCY STRIPS | 442,909,000.00 | 178,300,195.24 | 288,159,879.88 | 30.879% | 5.746% | 3,394.23 |
| STAR OHIO - CASH ACCT | 2,348,662.73 | 2,348,662.73 | 2,348,662.73 | 0.407% | 4.820% | 1.00 |
| TREASURIES | 25,878,000.00 | 16,261,859.74 | 16,956,137.12 | 2.816% | 4.760% | 3,605.38 |
| | \$ 855,747,662.73 | \$ 577,414,265.11 | \$ 694,708,349.11 | 100.000% | 5.266% | 2,569.92 |



Ohio Lottery DPTF Asset Allocation

- AGENCY COUPON
- AGENCY STRIPS
- STAR OHIO - CASH ACCT
- TREASURIES



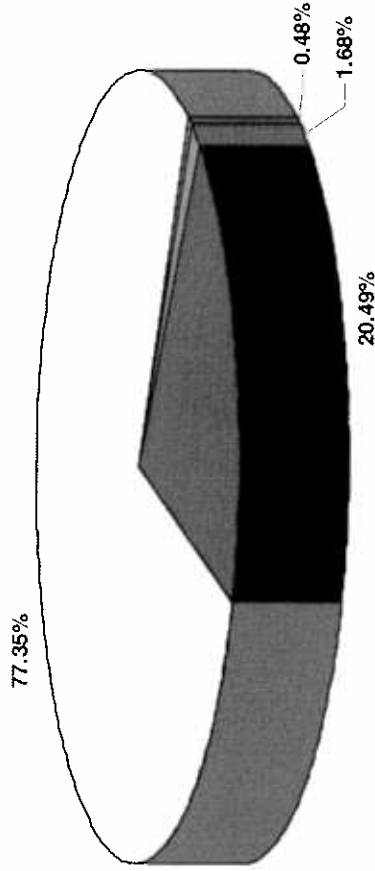
STAR Ohio Asset Allocation

| ASSET TYPE | PAR AMOUNT | BOOK VALUE | MKT VALUE | % BOOK | WT YLD | WT DTM |
|----------------------|---------------------|---------------------|---------------------|----------|--------|--------|
| AGENCY COUPON | 100,000,000.00 | 99,957,000.00 | 100,000,000.00 | 1.678% | 5.336% | 1.00 |
| COMMERCIAL PAPER | 1,235,000,000.00 | 1,220,961,684.03 | 1,220,961,684.03 | 20.493% | 5.182% | 49.84 |
| DISCOUNT NOTES | 4,665,416,000.00 | 4,608,398,301.39 | 4,637,572,620.20 | 77.347% | 4.822% | 50.96 |
| REPURCHASE AGREEMENT | 28,747,846.00 | 28,747,846.00 | 28,747,846.00 | 0.483% | 4.400% | 1.00 |
| | \$ 6,029,163,846.00 | \$ 5,958,064,831.42 | \$ 5,987,282,150.23 | 100.000% | 4.902% | 49.67 |



STAR Ohio Asset Allocation

- AGENCY COUPON
- COMMERCIAL PAPER
- DISCOUNT NOTES



TRANSACTION ACTIVITY

R I C H A R D C O R D R A Y
T R E A S U R E R , S T A T E O F O H I O
I N V E S T M E N T T R A N S A C T I O N R E P O R T

PGM: INVS_MONTHEND_TRANSACTIONS
SOURCE: VisualQED
MODEL: TRANSACTION
BASIS: SETTLEMENT
BEGIN: 10/01/07
END: 10/31/07

TRANSACTIONS FOR 10/01/07 TO 10/31/07

| INVS# | TXN | FUND | FUND | SETTLE | CUSIP | DESCRIPTION | RATE | MATURITY | PUR-YL | PAR | AMOUNT | PRIN/PROC | P/S-INTEREST | SETTLE | AMT |
|--------|------|------|------|----------|-----------|-----------------------------------|------|----------|--------|---------------|---------------|-----------|--------------|---------------|-----|
| 182694 | PUR | 304 | REG | 10/01/07 | 0027A1K95 | ABBKEY NATIONAL NA, LLC | 4.77 | 10/09/07 | 4.836 | 50,000,000.00 | 49,947,055.56 | | | 49,947,055.56 | |
| 182695 | PUR | 301 | REG | 10/01/07 | 3136P8TR5 | FNMA DEBENTURE | 4.88 | 10/01/10 | 4.875 | 35,000,000.00 | 35,000,000.00 | | | 35,000,000.00 | |
| 164058 | CNTR | 304 | REG | 10/01/07 | 316175108 | FIDELITY US GOVERNMENT FUND #57 | | | 4.870 | 27,140,000.00 | 27,140,000.00 | | | 27,140,000.00 | |
| 182698 | PUR | 300 | REG | 10/01/07 | 36959JX24 | GENERAL ELECTRIC CAPITAL CORP | 4.80 | 10/02/07 | 4.867 | 50,000,000.00 | 49,993,333.33 | | | 49,993,333.33 | |
| 182699 | PUR | 300 | REG | 10/01/07 | 36959JX24 | GENERAL ELECTRIC CAPITAL CORP | 4.80 | 10/02/07 | 4.867 | 45,000,000.00 | 44,994,000.00 | | | 44,994,000.00 | |
| 170509 | CNTR | 300 | REG | 10/01/07 | 4812C0670 | JP MORGAN US GOVT MKMT #3164 | | | 4.930 | 18,259,000.00 | 18,259,000.00 | | | 18,259,000.00 | |
| 180005 | CNTR | 301 | REG | 10/01/07 | 4812C0670 | JP MORGAN US GOVT MKMT #3164 | | | 4.930 | 13,338,000.00 | 13,338,000.00 | | | 13,338,000.00 | |
| 182693 | PUR | 304 | REG | 10/01/07 | 74433H141 | PRUDENTIAL FUNDING | 4.73 | 10/04/07 | 4.798 | 50,000,000.00 | 49,980,291.67 | | | 49,980,291.67 | |
| 182695 | PUR | 304 | REG | 10/01/07 | 833658X15 | SOCIETE GENERALE NORTH AMERICA | 4.93 | 10/15/07 | 5.008 | 50,000,000.00 | 49,904,138.89 | | | 49,904,138.89 | |
| 182688 | PUR | 304 | REG | 10/01/07 | 912828HE3 | US TREASURY NOTE | 4.25 | 9/30/12 | 4.241 | 15,000,000.00 | 15,005,859.38 | | 1,741.80 | 15,007,601.18 | |
| 182689 | PUR | 304 | REG | 10/01/07 | 912828HE3 | US TREASURY NOTE | 4.25 | 9/30/12 | 4.243 | 10,000,000.00 | 10,003,125.00 | | 1,161.20 | 10,004,286.20 | |
| 181771 | CNTR | 300 | REG | 10/01/07 | 926464520 | VICTORY FEDERAL MKMT FUND | | | 4.510 | 6,812,944.04 | 6,812,944.04 | | | 6,812,944.04 | |
| 182690 | PUR | 303 | SPRJ | 10/01/07 | LD0800630 | FIRST FEDERAL BANK OF THE MIDWEST | 1.25 | 10/01/09 | 1.250 | 30,000.00 | 30,000.00 | | | 30,000.00 | |
| 182700 | PUR | 300 | REG | 10/02/07 | 0027A1X38 | ABBKEY NATIONAL NA, LLC | 4.90 | 10/03/07 | 4.969 | 25,000,000.00 | 24,996,597.22 | | | 24,996,597.22 | |
| 182582 | PUR | 301 | REG | 10/02/07 | 3133XMG60 | PHIL DEBENTURE | 5.08 | 10/02/12 | 5.080 | 25,000,000.00 | 25,000,000.00 | | | 25,000,000.00 | |
| 164058 | CNTR | 304 | REG | 10/02/07 | 316175108 | FIDELITY US GOVERNMENT FUND #57 | | | 4.940 | 50,000,000.00 | 50,000,000.00 | | | 50,000,000.00 | |
| 182702 | PUR | 300 | REG | 10/02/07 | 833658Y56 | SOCIETE GENERALE NORTH AMERICA | 5.00 | 11/05/07 | 5.093 | 50,000,000.00 | 49,763,888.89 | | | 49,763,888.89 | |
| 182703 | PUR | 300 | REG | 10/02/07 | 833658Y56 | SOCIETE GENERALE NORTH AMERICA | 5.00 | 11/05/07 | 5.093 | 1,355,000.00 | 1,348,601.39 | | | 1,348,601.39 | |
| 182704 | PUR | 300 | REG | 10/02/07 | 833658Y56 | SOCIETE GENERALE NORTH AMERICA | 5.00 | 11/05/07 | 5.093 | 26,346,000.00 | 26,221,588.33 | | | 26,221,588.33 | |
| 182771 | PUR | 300 | REG | 10/03/07 | 36959JX40 | GENERAL ELECTRIC CAPITAL CORP | 4.75 | 10/04/07 | 4.817 | 28,916,184.17 | 28,916,184.17 | | | 28,916,184.17 | |
| 182767 | PUR | 304 | REG | 10/03/07 | 74977LXA0 | RABOBANK USA FINANCIAL CORP | 4.82 | 10/10/07 | 4.892 | 50,000,000.00 | 49,953,138.89 | | | 49,953,138.89 | |
| 182768 | PUR | 304 | REG | 10/03/07 | 833658X15 | SOCIETE GENERALE NORTH AMERICA | 4.88 | 10/17/07 | 4.957 | 15,000,000.00 | 14,985,941.67 | | | 14,985,941.67 | |
| 182769 | PUR | 304 | REG | 10/03/07 | 833658X15 | SOCIETE GENERALE NORTH AMERICA | 4.88 | 10/17/07 | 4.957 | 20,099,000.00 | 20,060,856.56 | | | 20,060,856.56 | |
| 182719 | PUR | 303 | SPRJ | 10/03/07 | LD08B0638 | FIFTH THIRD BANK | 4.21 | 4/02/08 | 4.210 | 3,800,000.00 | 3,800,000.00 | | | 3,800,000.00 | |
| 182720 | PUR | 303 | SPRJ | 10/03/07 | LD08B0646 | CITIZENS BANK OF ASHVILLE | 4.24 | 4/02/08 | 4.240 | 500,000.00 | 500,000.00 | | | 500,000.00 | |
| 182721 | PUR | 303 | SPRJ | 10/03/07 | LD08B0653 | CITIZENS BANK OF ASHVILLE | 4.22 | 4/02/08 | 4.220 | 500,000.00 | 500,000.00 | | | 500,000.00 | |
| 182722 | PUR | 303 | SPRJ | 10/03/07 | LD08B0661 | HENRY COUNTY BANK | 4.23 | 4/02/08 | 4.227 | 5,000,000.00 | 5,000,000.00 | | | 5,000,000.00 | |
| 182723 | PUR | 303 | SPRJ | 10/03/07 | LD08B0679 | ANDOVER BANK | 4.25 | 4/02/08 | 4.250 | 5,000,000.00 | 5,000,000.00 | | | 5,000,000.00 | |
| 182724 | PUR | 303 | SPRJ | 10/03/07 | LD08B0687 | CITIZENS NATIONAL OF BLOFFTON | 4.23 | 4/02/08 | 4.230 | 5,000,000.00 | 5,000,000.00 | | | 5,000,000.00 | |
| 182725 | PUR | 303 | SPRJ | 10/03/07 | LD08B0695 | ADVANTAGE BANK | 4.22 | 4/02/08 | 4.215 | 5,000,000.00 | 5,000,000.00 | | | 5,000,000.00 | |
| 182726 | PUR | 303 | SPRJ | 10/03/07 | LD08B0703 | OLD FORT BANKING COMPANY | 4.21 | 4/02/08 | 4.211 | 5,000,000.00 | 5,000,000.00 | | | 5,000,000.00 | |
| 182727 | PUR | 303 | SPRJ | 10/03/07 | LD08B0711 | CITIZENS NATIONAL BANK, SW OHIO | 4.25 | 4/02/08 | 4.250 | 1,200,000.00 | 1,200,000.00 | | | 1,200,000.00 | |
| 182728 | PUR | 303 | SPRJ | 10/03/07 | LD08B0729 | ABELINGTON BANK | 4.22 | 4/02/08 | 4.215 | 1,000,000.00 | 1,000,000.00 | | | 1,000,000.00 | |
| 182729 | PUR | 303 | SPRJ | 10/03/07 | LD08B0737 | FARMERS CITIZENS BANK | 4.22 | 4/02/08 | 4.220 | 500,000.00 | 500,000.00 | | | 500,000.00 | |
| 182730 | PUR | 303 | SPRJ | 10/03/07 | LD08B0745 | FARMERS CITIZENS BANK | 4.21 | 4/02/08 | 4.212 | 500,000.00 | 500,000.00 | | | 500,000.00 | |
| 182731 | PUR | 303 | SPRJ | 10/03/07 | LD08B0752 | FARMERS CITIZENS BANK | 4.21 | 4/02/08 | 4.211 | 500,000.00 | 500,000.00 | | | 500,000.00 | |
| 182732 | PUR | 303 | SPRJ | 10/03/07 | LD08B0760 | ANTWERP EXCHANGE BANK COMPANY | 4.21 | 4/02/08 | 4.211 | 500,000.00 | 500,000.00 | | | 500,000.00 | |
| 182733 | PUR | 303 | SPRJ | 10/03/07 | LD08B0778 | PEOPLES BANK, N.A. | 4.23 | 4/02/08 | 4.230 | 5,000,000.00 | 5,000,000.00 | | | 5,000,000.00 | |
| 182734 | PUR | 303 | SPRJ | 10/03/07 | LD08B0786 | HEARTLAND BANK | 4.27 | 4/02/08 | 4.270 | 1,000,000.00 | 1,000,000.00 | | | 1,000,000.00 | |

PCM: INVS_MONTHEAD_TRANSACTIONS
SOURCE: VisualQED
MODEL: TRANSACTION
BASIS: SETTLEMENT
BEGIN: 10/01/07
END: 10/31/07

RICHARD CORDRAY
TREASURER, STATE OF OHIO

INVESTMENT TRANSACTION REPORT

TRANSACTIONS FOR 10/01/07 TO 10/31/07

| INVT# | TIN | FUND | FUND | SETTLE | CUSIP | DESCRIPTION | RATE | MATURITY | PUR-YL | PAR | AMOUNT | PRIN/PROC | P/S-INTEREST | SETTLE | AMT |
|--------|------|------|------|----------|-----------|--------------------------------|------|----------|--------|----------------|----------------|-----------|--------------|----------------|-----|
| 182735 | PUR | 303 | SPRJ | 10/03/07 | LD08B0794 | FIRST PLACE BANK | 4.21 | 4/02/08 | 4.213 | 5,000,000.00 | 5,000,000.00 | | | 5,000,000.00 | |
| 182736 | PUR | 303 | SPRJ | 10/03/07 | LD08B0802 | U.S. BANK, N.A. | 4.35 | 4/02/08 | 4.350 | 5,000,000.00 | 5,000,000.00 | | | 5,000,000.00 | |
| 182737 | PUR | 303 | SPRJ | 10/03/07 | LD08B0810 | LAKE NATIONAL BANK | 4.22 | 4/02/08 | 4.215 | 1,000,000.00 | 1,000,000.00 | | | 1,000,000.00 | |
| 182202 | CNTR | 301 | REG | 10/03/07 | STAR30129 | STAR OHIO 70933 | | | 5.000 | 1,875,000.00 | 1,875,000.00 | | | 1,875,000.00 | |
| 182789 | PUR | 300 | REG | 10/04/07 | 0027ALX53 | ABBEE NATIONAL NA, LLC | 4.75 | 10/05/07 | 4.817 | 50,000,000.00 | 49,993,402.78 | | | 49,993,402.78 | |
| 182788 | PUR | 300 | REG | 10/04/07 | 0027ALX53 | ABBEE NATIONAL NA, LLC | 4.75 | 10/05/07 | 4.817 | 24,560,000.00 | 24,556,759.44 | | | 24,556,759.44 | |
| 182790 | PUR | 300 | REG | 10/04/07 | 36959JX57 | GENERAL ELECTRIC CAPITAL CORP | 4.74 | 10/05/07 | 4.806 | 50,000,000.00 | 49,993,416.67 | | | 49,993,416.67 | |
| 182784 | PUR | 304 | REG | 10/04/07 | 912828DR8 | US TREASURY NOTE | 4.00 | 4/15/10 | 4.045 | 25,000,000.00 | 24,972,656.25 | | 469,945.36 | 25,442,601.61 | |
| 181771 | CNTR | 300 | REG | 10/04/07 | 926464520 | VICTORY FEDERAL MKET FUND | | | 4.510 | 6,635,748.65 | 6,635,748.65 | | | 6,635,748.65 | |
| 182785 | PUR | 303 | SPRJ | 10/04/07 | LD0800648 | HOME CITY FEDERAL SAVINGS BANK | 1.25 | 10/02/09 | 1.250 | 210,000.00 | 210,000.00 | | | 210,000.00 | |
| 182786 | PUR | 303 | SPRJ | 10/04/07 | LD0800655 | SHERWOOD STATE BANK | 1.25 | 10/02/09 | 1.250 | 275,000.00 | 275,000.00 | | | 275,000.00 | |
| 182796 | PUR | 303 | SPRJ | 10/04/07 | LD0800663 | HOME LOAN SAVINGS BANK | 1.25 | 10/02/09 | 1.250 | 400,000.00 | 400,000.00 | | | 400,000.00 | |
| 182798 | PUR | 300 | REG | 10/05/07 | 4662JLY53 | JP MORGAN CHASE & CO | 4.98 | 11/05/07 | 5.071 | 17,123,000.00 | 17,049,570.87 | | | 17,049,570.87 | |
| 180005 | CNTR | 301 | REG | 10/05/07 | 4812C0670 | JP MORGAN US GOVT MKET #3164 | | | 4.930 | 561,000.00 | 561,000.00 | | | 561,000.00 | |
| 182745 | PUR | 302 | DPTF | 10/05/07 | 912820EAL | US TREASURY STRIP (P) | | 8/15/09 | 3.950 | 100,000.00 | 92,978.00 | | | 92,978.00 | |
| 182746 | PUR | 302 | DPTF | 10/05/07 | 912820FT9 | US TREASURY STRIP (P) | | 8/15/10 | 4.000 | 100,000.00 | 89,286.00 | | | 89,286.00 | |
| 182749 | PUR | 302 | DPTF | 10/05/07 | 912820JH8 | US TREASURY STRIP (P) | | 8/15/13 | 4.240 | 100,000.00 | 78,198.00 | | | 78,198.00 | |
| 182744 | PUR | 302 | DPTF | 10/05/07 | 912820L28 | US TREASURY STRIP (P) | | 8/15/08 | 4.130 | 100,000.00 | 96,540.00 | | | 96,540.00 | |
| 182797 | PUR | 304 | REG | 10/05/07 | 912828HE3 | US TREASURY NOTE | 4.25 | 9/30/12 | 4.245 | 25,000,000.00 | 25,005,859.37 | | 14,515.03 | 25,020,374.40 | |
| 182747 | PUR | 302 | DPTF | 10/05/07 | 912833DA5 | US TREASURY STRIP | | 8/15/11 | 4.050 | 100,000.00 | 85,657.00 | | | 85,657.00 | |
| 182748 | PUR | 302 | DPTF | 10/05/07 | 912833DC1 | US TREASURY STRIP | | 8/15/12 | 4.153 | 100,000.00 | 81,889.00 | | | 81,889.00 | |
| 182750 | PUR | 302 | DPTF | 10/05/07 | 912833DG2 | US TREASURY STRIP | | 8/15/14 | 4.377 | 100,000.00 | 74,296.00 | | | 74,296.00 | |
| 182751 | PUR | 302 | DPTF | 10/05/07 | 912833JH8 | US TREASURY STRIP | | 8/15/15 | 4.513 | 100,000.00 | 70,412.00 | | | 70,412.00 | |
| 182752 | PUR | 302 | DPTF | 10/05/07 | 912833KJ8 | US TREASURY STRIP | | 8/15/16 | 4.603 | 100,000.00 | 66,816.00 | | | 66,816.00 | |
| 182753 | PUR | 302 | DPTF | 10/05/07 | 912833KN9 | US TREASURY STRIP | | 8/15/17 | 4.700 | 100,000.00 | 63,247.00 | | | 63,247.00 | |
| 182754 | PUR | 302 | DPTF | 10/05/07 | 912833K88 | US TREASURY STRIP | | 8/15/18 | 4.780 | 100,000.00 | 59,866.00 | | | 59,866.00 | |
| 182755 | PUR | 302 | DPTF | 10/05/07 | 912833KW9 | US TREASURY STRIP | | 8/15/19 | 4.840 | 100,000.00 | 56,708.00 | | | 56,708.00 | |
| 182756 | PUR | 302 | DPTF | 10/05/07 | 912833LA6 | US TREASURY STRIP | | 8/15/20 | 4.920 | 100,000.00 | 53,520.00 | | | 53,520.00 | |
| 182757 | PUR | 302 | DPTF | 10/05/07 | 912833LE8 | US TREASURY STRIP | | 8/15/21 | 4.960 | 100,000.00 | 50,705.00 | | | 50,705.00 | |
| 182758 | PUR | 302 | DPTF | 10/05/07 | 912833LJ7 | US TREASURY STRIP | | 8/15/22 | 4.955 | 100,000.00 | 48,316.00 | | | 48,316.00 | |
| 182759 | PUR | 302 | DPTF | 10/05/07 | 912833LM0 | US TREASURY STRIP | | 8/15/23 | 4.955 | 100,000.00 | 46,008.00 | | | 46,008.00 | |
| 182760 | PUR | 302 | DPTF | 10/05/07 | 912833LS7 | US TREASURY STRIP | | 8/15/24 | 4.973 | 100,000.00 | 43,684.00 | | | 43,684.00 | |
| 182761 | PUR | 302 | DPTF | 10/05/07 | 912833LW8 | US TREASURY STRIP | | 8/15/25 | 4.972 | 100,000.00 | 41,591.00 | | | 41,591.00 | |
| 182762 | PUR | 302 | DPTF | 10/05/07 | 912833PA2 | US TREASURY STRIP | | 8/15/26 | 4.963 | 100,000.00 | 39,670.00 | | | 39,670.00 | |
| 181771 | CNTR | 300 | REG | 10/05/07 | 926464520 | VICTORY FEDERAL MKET FUND | | | 4.640 | 136,526,211.76 | 136,526,211.76 | | | 136,526,211.76 | |
| 182799 | PUR | 303 | SPRJ | 10/05/07 | LD0800671 | FIRST NATIONAL BANK OF PANDORA | 1.50 | 10/05/09 | 1.500 | 49,512.89 | 49,512.89 | | | 49,512.89 | |
| 182801 | PUR | 303 | SPRJ | 10/05/07 | LD0800689 | FIRST NATIONAL BANK OF PANDORA | 1.50 | 10/05/09 | 1.500 | 110,000.00 | 110,000.00 | | | 110,000.00 | |
| 182803 | PUR | 303 | SPRJ | 10/05/07 | LD0800697 | FIRST NATIONAL BANK OF PANDORA | 1.50 | 10/05/09 | 1.500 | 96,780.53 | 96,780.53 | | | 96,780.53 | |
| 182809 | PUR | 300 | REG | 10/09/07 | 0027ALXA2 | ABBEE NATIONAL NA, LLC | 4.83 | 10/10/07 | 4.898 | 50,000,000.00 | 49,993,291.67 | | | 49,993,291.67 | |

RICHARD CORDRAY
TREASURER, STATE OF OHIO

INVS_MONTHEND_TRANSACTIONS

SOURCE: VisualQED
MODEL: TRANSACTION
BASIS: SETTLEMENT
BEGIN: 10/01/07
END: 10/31/07

INVESTMENT TRANSACTION REPORT

TRANSACTIONS FOR 10/01/07 TO 10/31/07

| INVT# | TXN | FUND | FUND | SETTLE | CUSIP | DESCRIPTION | RATE | MATURITY | PUR-YL | PAR | AMOUNT | PRIN/PROC | P/S-INTEREST | SETTLE | AMT |
|--------|------|------|------|----------|-----------|-----------------------------------|------|----------|--------|---------------|---------------|-----------|--------------|---------------|-----|
| 182812 | PUR | 300 | REG | 10/09/07 | 0027ALXA2 | ABBEY NATIONAL NA, LLC | 4.83 | 10/10/07 | 4.898 | 50,000,000.00 | 49,993,291.67 | | | 49,993,291.67 | |
| 182815 | PUR | 300 | REG | 10/09/07 | 0027ALXA2 | ABBEY NATIONAL NA, LLC | 4.83 | 10/10/07 | 4.898 | 35,000,000.00 | 34,995,304.17 | | | 34,995,304.17 | |
| 182808 | PUR | 304 | REG | 10/09/07 | 912828EQ9 | US TREASURY NOTE | 4.38 | 12/15/10 | 4.151 | 25,000,000.00 | 25,164,062.50 | | 346,653.01 | 25,510,715.51 | |
| 182811 | PUR | 304 | REG | 10/09/07 | 9497FLXH8 | WELLS FARGO & CO | 4.80 | 10/17/07 | 4.872 | 24,523,000.00 | 24,496,842.13 | | | 24,496,842.13 | |
| 182810 | PUR | 300 | REG | 10/09/07 | 9497FLXK1 | WELLS FARGO & CO | 4.80 | 10/19/07 | 4.873 | 50,000,000.00 | 49,933,333.33 | | | 49,933,333.33 | |
| 182202 | CNTR | 301 | REG | 10/09/07 | STAR30129 | STAR OHIO 70933 | | | 4.970 | 1,312,500.00 | 1,312,500.00 | | | 1,312,500.00 | |
| 182824 | PUR | 300 | REG | 10/10/07 | 0027ALXB0 | ABBEY NATIONAL NA, LLC | 4.84 | 10/11/07 | 4.908 | 50,000,000.00 | 49,993,277.78 | | | 49,993,277.78 | |
| 182832 | PUR | 300 | REG | 10/10/07 | 0027ALXB0 | ABBEY NATIONAL NA, LLC | 4.84 | 10/11/07 | 4.908 | 35,501,000.00 | 35,496,227.09 | | | 35,496,227.09 | |
| 182821 | PUR | 304 | REG | 10/10/07 | 0027ALXB0 | ABBEY NATIONAL NA, LLC | 4.84 | 10/11/07 | 4.908 | 25,281,000.00 | 25,277,601.11 | | | 25,277,601.11 | |
| 182825 | PUR | 300 | REG | 10/10/07 | 17307SXX3 | CITIGROUP FUNDING INC | 4.80 | 10/19/07 | 4.908 | 50,000,000.00 | 49,940,000.00 | | | 49,940,000.00 | |
| 182822 | PUR | 300 | REG | 10/10/07 | 2521R1Z57 | DEXIA DELAWARE | 5.04 | 12/05/07 | 5.145 | 50,000,000.00 | 49,608,388.89 | | | 49,608,388.89 | |
| 182823 | PUR | 300 | REG | 10/10/07 | 2521R1Z57 | DEXIA DELAWARE | 5.04 | 12/05/07 | 5.145 | 27,728,000.00 | 27,510,828.14 | | | 27,510,828.14 | |
| 182819 | PUR | 304 | REG | 10/10/07 | 74977LXH5 | RABOBANK USA FINANCIAL CORP | 4.83 | 10/17/07 | 4.897 | 50,000,000.00 | 49,953,090.28 | | | 49,953,090.28 | |
| 182820 | PUR | 304 | REG | 10/10/07 | 74977LXH5 | RABOBANK USA FINANCIAL CORP | 4.83 | 10/17/07 | 4.897 | 35,000,000.00 | 34,934,258.33 | | | 34,934,258.33 | |
| 182826 | PUR | 300 | REG | 10/10/07 | 90262DYS8 | UBS FINANCE | 4.97 | 11/26/07 | 5.067 | 11,463,000.00 | 11,388,695.88 | | | 11,388,695.88 | |
| 182827 | PUR | 300 | REG | 10/10/07 | 90262DYS8 | UBS FINANCE | 4.97 | 11/26/07 | 5.067 | 1,469,000.00 | 1,459,477.82 | | | 1,459,477.82 | |
| 182828 | PUR | 300 | REG | 10/10/07 | 90262DYS8 | UBS FINANCE | 4.97 | 11/26/07 | 5.067 | 2,652,000.00 | 2,634,809.52 | | | 2,634,809.52 | |
| 182818 | PUR | 303 | SPRJ | 10/10/07 | LD0800903 | STATH BANK & TRUST COMPANY | 1.50 | 10/09/09 | 1.500 | 65,000.00 | 65,000.00 | | | 65,000.00 | |
| 182202 | CNTR | 301 | REG | 10/10/07 | STAR30129 | STAR OHIO 70933 | | | 4.960 | 1,375,000.00 | 1,375,000.00 | | | 1,375,000.00 | |
| 182842 | PUR | 300 | REG | 10/11/07 | 0027ALXC8 | ABBEY NATIONAL NA, LLC | 4.78 | 10/12/07 | 4.848 | 50,000,000.00 | 49,993,359.38 | | | 49,993,359.38 | |
| 182848 | PUR | 300 | REG | 10/11/07 | 0027ALXC8 | ABBEY NATIONAL NA, LLC | 4.78 | 10/12/07 | 4.848 | 31,514,000.00 | 31,509,814.55 | | | 31,509,814.55 | |
| 182838 | PUR | 301 | REG | 10/11/07 | 0027ALXC8 | ABBEY NATIONAL NA, LLC | 4.78 | 10/12/07 | 4.848 | 20,540,000.00 | 20,537,272.03 | | | 20,537,272.03 | |
| 182839 | PUR | 304 | REG | 10/11/07 | 0027ALXC8 | ABBEY NATIONAL NA, LLC | 4.78 | 10/12/07 | 4.848 | 25,237,000.00 | 25,233,648.21 | | | 25,233,648.21 | |
| 182844 | PUR | 300 | REG | 10/11/07 | 0660PLXC0 | BANK OF AMERICA | 4.75 | 10/12/07 | 4.817 | 50,000,000.00 | 49,993,402.78 | | | 49,993,402.78 | |
| 182840 | PUR | 300 | REG | 10/11/07 | 2521R1XK6 | DEXIA DELAWARE | 4.81 | 10/19/07 | 4.882 | 25,000,000.00 | 24,973,277.78 | | | 24,973,277.78 | |
| 182841 | PUR | 300 | REG | 10/11/07 | 313384NC9 | PHIL DISCOUNT NOTE | 4.71 | 10/18/07 | 4.780 | 50,000,000.00 | 49,954,208.33 | | | 49,954,208.33 | |
| 182843 | PUR | 300 | REG | 10/11/07 | 36959JXC2 | GENERAL ELECTRIC CAPITAL CORP | 4.75 | 10/12/07 | 4.817 | 50,000,000.00 | 49,993,402.78 | | | 49,993,402.78 | |
| 181771 | CNTR | 300 | REG | 10/11/07 | 926464520 | VICTORY FEDERAL MMKT FUND | | | 4.640 | 8,213,621.57 | 8,213,621.57 | | | 8,213,621.57 | |
| 182835 | PUR | 303 | SPRJ | 10/11/07 | LD0800911 | COMMERCE NATIONAL BANK | 1.25 | 10/09/09 | 1.250 | 45,327.13 | 45,327.13 | | | 45,327.13 | |
| 182836 | PUR | 303 | SPRJ | 10/11/07 | LD0800929 | CITIZENS NATIONAL OF ELDFITTON | 1.25 | 10/09/09 | 1.250 | 70,000.00 | 70,000.00 | | | 70,000.00 | |
| 182849 | PUR | 303 | SPRJ | 10/11/07 | LD0800937 | FORT JENNINGS STATE BANK | 1.25 | 10/09/09 | 1.250 | 36,888.87 | 36,888.87 | | | 36,888.87 | |
| 182851 | PUR | 303 | SPRJ | 10/11/07 | LD0800945 | FIRST FEDERAL BANK OF THE MIDWEST | 1.25 | 10/09/09 | 1.250 | 400,000.00 | 400,000.00 | | | 400,000.00 | |
| 182852 | PUR | 303 | SPRJ | 10/11/07 | LD0800952 | FIRST FEDERAL BANK OF THE MIDWEST | 1.25 | 10/09/09 | 1.250 | 50,000.00 | 50,000.00 | | | 50,000.00 | |
| 146173 | CNTR | 302 | DPTF | 10/11/07 | STAR30210 | STAR OHIO 27044 | | | 4.960 | 1,000,000.00 | 1,000,000.00 | | | 1,000,000.00 | |
| 182864 | PUR | 300 | REG | 10/12/07 | 0027ALXF1 | ABBEY NATIONAL NA, LLC | 4.78 | 10/15/07 | 4.848 | 50,000,000.00 | 49,980,083.33 | | | 49,980,083.33 | |
| 182867 | PUR | 300 | REG | 10/12/07 | 0027ALXF1 | ABBEY NATIONAL NA, LLC | 4.78 | 10/15/07 | 4.848 | 27,872,000.00 | 27,860,897.65 | | | 27,860,897.65 | |
| 182863 | PUR | 301 | REG | 10/12/07 | 0027ALXF1 | ABBEY NATIONAL NA, LLC | 4.78 | 10/15/07 | 4.848 | 21,217,000.00 | 21,208,548.56 | | | 21,208,548.56 | |
| 182845 | PUR | 300 | REG | 10/12/07 | 0660PLZA2 | BANK OF AMERICA | 4.89 | 12/10/07 | 4.998 | 25,000,000.00 | 24,799,645.83 | | | 24,799,645.83 | |
| 182846 | PUR | 300 | REG | 10/12/07 | 0660PLZA2 | BANK OF AMERICA | 4.89 | 12/10/07 | 4.998 | 25,404,000.00 | 25,200,408.11 | | | 25,200,408.11 | |

RICHARD CORDRAY
TREASURER, STATE OF OHIO
INVESTMENT TRANSACTION REPORT

PGM: INVS_MONTHEAD_TRANSACTIONS
SOURCE: VisualQED
MODEL: TRANSACTION
BASIS: SETTLEMENT
BEGIN: 10/01/07
END: 10/31/07

TRANSACTIONS FOR 10/01/07 TO 10/31/07

| INVT# | TXN | FUND | FUND | SETTLE | CUSIP | DESCRIPTION | RATE | MATURITY | PUR-YL | PAR | AMOUNT | PRIN/PROC | P/S-INTEREST | SETTLER | AMT |
|--------|------|------|------|----------|------------|-----------------------------------|-------|----------|--------|---------------|---------------|------------|---------------|---------|-----|
| 182853 | PUR | 304 | REG | 10/12/07 | 912828HS5 | US TREASURY NOTE | 4.25 | 1/15/11 | 4.248 | 10,000,000.00 | 10,000,000.00 | 102,785.33 | 10,102,785.33 | | |
| 182854 | PUR | 304 | REG | 10/12/07 | 912828HS5 | US TREASURY NOTE | 4.25 | 1/15/11 | 4.251 | 20,000,000.00 | 19,998,437.50 | 205,570.65 | 20,204,008.15 | | |
| 182855 | PUR | 304 | REG | 10/12/07 | 912828HS5 | US TREASURY NOTE | 4.25 | 1/15/11 | 4.251 | 20,000,000.00 | 19,998,437.50 | 205,570.65 | 20,204,008.15 | | |
| 182859 | PUR | 303 | SPRJ | 10/12/07 | LD08000705 | CITIZENS SAVINGS BANK | 1.25 | 10/09/09 | 1.250 | 160,000.00 | 160,000.00 | | 160,000.00 | | |
| 182860 | PUR | 303 | SPRJ | 10/12/07 | LD08000713 | CITIZENS NATIONAL OF BLUFFTON | 1.25 | 10/09/09 | 1.250 | 350,000.00 | 350,000.00 | | 350,000.00 | | |
| 182871 | PUR | 303 | SPRJ | 10/12/07 | LD08000721 | FIRST FEDERAL BANK OF THE MIDWEST | 1.25 | 10/09/09 | 1.245 | 48,998.95 | 48,998.95 | | 48,998.95 | | |
| 182879 | PUR | 300 | REG | 10/15/07 | 0027ALXG9 | ABBEE NATIONAL NA, LLC | 4.86 | 10/16/07 | 4.928 | 50,000,000.00 | 49,993,250.00 | | 49,993,250.00 | | |
| 182873 | PUR | 301 | REG | 10/15/07 | 0027ALXG9 | ABBEE NATIONAL NA, LLC | 4.86 | 10/16/07 | 4.928 | 23,189,000.00 | 23,185,869.48 | | 23,185,869.48 | | |
| 182875 | PUR | 304 | REG | 10/15/07 | 0027ALXG9 | ABBEE NATIONAL NA, LLC | 4.86 | 10/16/07 | 4.928 | 25,075,000.00 | 25,071,614.87 | | 25,071,614.87 | | |
| 182880 | PUR | 300 | REG | 10/15/07 | 36959JXG3 | GENERAL ELECTRIC CAPITAL CORP | 4.84 | 10/16/07 | 4.908 | 50,000,000.00 | 49,993,277.78 | | 49,993,277.78 | | |
| 182876 | PUR | 300 | REG | 10/15/07 | 4497WLYX0 | ING (US) FUNDING | 4.82 | 10/18/07 | 4.889 | 24,461,000.00 | 24,451,174.83 | | 24,451,174.83 | | |
| 182865 | PUR | 300 | REG | 10/15/07 | 4497WLYE0 | ING (US) FUNDING | 4.94 | 11/14/07 | 5.029 | 15,062,000.00 | 14,999,994.77 | | 14,999,994.77 | | |
| 182866 | PUR | 300 | REG | 10/15/07 | 4497WLYE0 | ING (US) FUNDING | 4.94 | 11/14/07 | 5.029 | 10,044,000.00 | 10,002,652.20 | | 10,002,652.20 | | |
| 170509 | CNTR | 300 | REG | 10/15/07 | 4812C0670 | JP MORGAN US GOVT MMKT #3164 | 4.830 | 10/16/07 | 4.830 | 24,754,000.00 | 24,754,000.00 | | 24,754,000.00 | | |
| 182877 | PUR | 300 | REG | 10/15/07 | 83365XG3 | SOCIETE GENERALE NORTH AMERICA | 4.80 | 10/16/07 | 4.867 | 50,000,000.00 | 49,993,333.33 | | 49,993,333.33 | | |
| 182870 | PUR | 304 | REG | 10/15/07 | 912828GY0 | US TREASURY NOTE | 4.63 | 7/31/09 | 4.179 | 25,000,000.00 | 25,189,453.12 | 238,790.76 | 25,428,243.88 | | |
| 181771 | CNTR | 300 | REG | 10/16/07 | 0027ALXH7 | VICTORY FEDERAL MMKT FUND | 4.510 | 10/17/07 | 4.847 | 2,395,940.98 | 2,395,940.98 | | 2,395,940.98 | | |
| 182888 | PUR | 304 | REG | 10/16/07 | 0027ALXH7 | ABBEE NATIONAL NA, LLC | 4.78 | 10/17/07 | 4.847 | 23,457,000.00 | 23,453,885.43 | | 23,453,885.43 | | |
| 146898 | CNTR | 300 | REG | 10/16/07 | 316175108 | FIDELITY US GOVERNMENT FUND #57 | 4.78 | 10/17/07 | 4.847 | 25,079,000.00 | 25,075,670.07 | | 25,075,670.07 | | |
| 182889 | PUR | 300 | REG | 10/16/07 | 36959JXH1 | GENERAL ELECTRIC CAPITAL CORP | 4.830 | 10/17/07 | 4.830 | 50,000,000.00 | 50,000,000.00 | | 50,000,000.00 | | |
| 182890 | PUR | 300 | REG | 10/16/07 | 36959JXH1 | GENERAL ELECTRIC CAPITAL CORP | 4.78 | 10/17/07 | 4.847 | 50,000,000.00 | 49,993,361.11 | | 49,993,361.11 | | |
| 182904 | PUR | 300 | REG | 10/16/07 | 36959JXH1 | GENERAL ELECTRIC CAPITAL CORP | 4.78 | 10/17/07 | 4.847 | 50,000,000.00 | 49,993,361.11 | | 49,993,361.11 | | |
| 170509 | CNTR | 300 | REG | 10/16/07 | 4812C0670 | JP MORGAN US GOVT MMKT #3164 | 4.78 | 10/17/07 | 4.847 | 23,765,000.00 | 23,761,844.54 | | 23,761,844.54 | | |
| 181771 | CNTR | 300 | REG | 10/16/07 | 926464520 | VICTORY FEDERAL MMKT FUND | 4.830 | 10/17/07 | 4.830 | 50,000,000.00 | 50,000,000.00 | | 50,000,000.00 | | |
| 182885 | PUR | 303 | SPRJ | 10/16/07 | LD0800739 | FIRST NATIONAL BANK OF PANDORA | 6.700 | 10/16/09 | 6.510 | 6,700,539.68 | 6,700,539.68 | | 6,700,539.68 | | |
| 182886 | PUR | 303 | SPRJ | 10/16/07 | LD0800747 | FIRST NATIONAL BANK OF PANDORA | 1.25 | 10/16/09 | 1.250 | 100,000.00 | 100,000.00 | | 100,000.00 | | |
| 182894 | PUR | 303 | SPRJ | 10/16/07 | LD0800762 | CITIZENS NATIONAL OF BLUFFTON | 1.25 | 10/16/09 | 1.250 | 100,000.00 | 100,000.00 | | 100,000.00 | | |
| 182895 | PUR | 303 | SPRJ | 10/16/07 | LD0800770 | FIRST FEDERAL BANK OF THE MIDWEST | 1.25 | 10/16/09 | 1.245 | 110,000.00 | 110,000.00 | | 110,000.00 | | |
| 182897 | PUR | 303 | SPRJ | 10/16/07 | LD0800788 | FIRST FEDERAL BANK OF THE MIDWEST | 1.25 | 10/16/09 | 1.250 | 193,280.15 | 193,280.15 | | 193,280.15 | | |
| 182898 | PUR | 303 | SPRJ | 10/16/07 | LD0800796 | FIRST FEDERAL BANK OF THE MIDWEST | 1.25 | 10/16/09 | 1.250 | 75,000.00 | 75,000.00 | | 75,000.00 | | |
| 182899 | PUR | 303 | SPRJ | 10/16/07 | LD0800804 | FIRST FEDERAL BANK OF THE MIDWEST | 1.25 | 10/16/09 | 1.250 | 30,000.00 | 30,000.00 | | 30,000.00 | | |
| 182900 | PUR | 303 | SPRJ | 10/16/07 | LD0800812 | FIRST FEDERAL BANK OF THE MIDWEST | 1.25 | 10/16/09 | 1.250 | 70,000.00 | 70,000.00 | | 70,000.00 | | |
| 182905 | PUR | 300 | REG | 10/17/07 | 0027ALXJ3 | ABBEE NATIONAL NA, LLC | 4.75 | 10/18/07 | 4.817 | 400,000.00 | 400,000.00 | | 400,000.00 | | |
| 182915 | PUR | 304 | REG | 10/17/07 | 0027ALXQ7 | ABBEE NATIONAL NA, LLC | 4.79 | 10/24/07 | 4.861 | 50,000,000.00 | 49,993,402.78 | | 49,993,402.78 | | |
| 182907 | PUR | 301 | REG | 10/17/07 | 3128X52M7 | PHLMC DEBENTURE | 5.25 | 4/03/12 | 5.069 | 15,000,000.00 | 15,037,500.00 | | 15,068,125.00 | | |
| 182892 | PUR | 300 | REG | 10/17/07 | 313384PF0 | PHLB DISCOUNT NOTE | 4.70 | 11/14/07 | 4.783 | 25,000,000.00 | 24,908,611.11 | 30,625.00 | 24,908,611.11 | | |
| 182891 | PUR | 300 | REG | 10/17/07 | 313384PF0 | PHLB DISCOUNT NOTE | 4.70 | 11/14/07 | 4.783 | 25,551,000.00 | 25,557,231.34 | | 25,557,231.34 | | |
| 182805 | PUR | 301 | REG | 10/17/07 | 3133X0MFP5 | PHLB DEBENTURE | 5.05 | 10/17/11 | 5.050 | 35,000,000.00 | 35,000,000.00 | | 35,000,000.00 | | |

PGM: INVS_MONTHEND_TRANSACTIONS
 SOURCE: VISUALQED
 MODEL: TRANSACTION
 BASIS: SETTLEMENT
 BEGIN: 10/01/07
 END: 10/31/07

RICHARD CORDRAY
 TREASURER, STATE OF OHIO
 INVESTMENT TRANSACTION REPORT

TRANSACTIONS FOR 10/01/07 TO 10/31/07

| INVS# | TXN | FUND | SETTLE | CUSIP | DESCRIPTION | RATE | MATURITY | FOR-YL | PAR | AMOUNT | PRIN/PROC | P/S-INTEREST | SETTLE | AMT |
|--------|------|------|--------|----------|-------------|-----------------------------------|----------|----------|-------|---------------|---------------|--------------|---------------|-----|
| 182923 | PUR | 300 | REG | 10/17/07 | 313588NQ4 | FMMA DISCOUNT NOTE | 4.70 | 10/30/07 | 4.773 | 39,524,000.00 | 39,456,918.99 | | 39,456,918.99 | |
| 182919 | PUR | 300 | REG | 10/17/07 | 36959JXJ7 | GENERAL ELECTRIC CAPITAL CORP | 4.76 | 10/18/07 | 4.827 | 50,000,000.00 | 49,993,388.89 | | 49,993,388.89 | |
| 182920 | PUR | 300 | REG | 10/17/07 | 36959JXJ7 | GENERAL ELECTRIC CAPITAL CORP | 4.76 | 10/18/07 | 4.827 | 10,000,000.00 | 9,998,677.78 | | 9,998,677.78 | |
| 182917 | PUR | 304 | REG | 10/17/07 | 36959JXJ7 | GENERAL ELECTRIC CAPITAL CORP | 4.76 | 10/18/07 | 4.827 | 19,756,000.00 | 19,753,387.82 | | 19,753,387.82 | |
| 182922 | PUR | 304 | REG | 10/17/07 | 36959JXJ7 | GENERAL ELECTRIC CAPITAL CORP | 4.76 | 10/18/07 | 4.827 | 50,000,000.00 | 49,993,388.89 | | 49,993,388.89 | |
| 170509 | CNTR | 300 | REG | 10/17/07 | 4812C0670 | JP MORGAN US GOVT MMKT #3164 | 4.830 | | 4.830 | 35,442,000.00 | 35,442,000.00 | | 35,442,000.00 | |
| 182921 | PUR | 300 | REG | 10/17/07 | 83365SXJ7 | SOCIETE GENERALE NORTH AMERICA | 4.75 | 10/18/07 | 4.817 | 29,577,000.00 | 29,573,097.48 | | 29,573,097.48 | |
| 182910 | PUR | 303 | SPRJ | 10/17/07 | LD0800820 | FIRST NATIONAL BANK OF PANDORA | 1.25 | 10/16/09 | 1.250 | 100,000.00 | 100,000.00 | | 100,000.00 | |
| 182911 | PUR | 303 | SPRJ | 10/17/07 | LD0800838 | FIRST NATIONAL BANK OF PANDORA | 1.25 | 10/16/09 | 1.250 | 15,000.00 | 15,000.00 | | 15,000.00 | |
| 182912 | PUR | 303 | SPRJ | 10/17/07 | LD0800846 | FIRST NATIONAL BANK OF PANDORA | 1.25 | 10/16/09 | 1.250 | 84,000.00 | 84,000.00 | | 84,000.00 | |
| 182913 | PUR | 303 | SPRJ | 10/17/07 | LD0800853 | CITIZENS NATIONAL OF BLOUFFTON | 1.25 | 10/16/09 | 1.250 | 250,000.00 | 250,000.00 | | 250,000.00 | |
| 182914 | PUR | 303 | SPRJ | 10/17/07 | LD0800861 | HEARTLAND BANK | 1.25 | 10/16/09 | 1.250 | 250,000.00 | 250,000.00 | | 250,000.00 | |
| 182918 | PUR | 303 | SPRJ | 10/17/07 | LD0800879 | FIRST CITIZENS NATIONAL BANK | 1.25 | 10/16/09 | 1.250 | 50,000.00 | 50,000.00 | | 50,000.00 | |
| 182924 | PUR | 303 | SPRJ | 10/17/07 | LD0800887 | FIRST FEDERAL BANK OF THE MIDWEST | 1.25 | 10/16/09 | 1.245 | 170,004.83 | 170,004.83 | | 170,004.83 | |
| 182202 | CNTR | 301 | REG | 10/17/07 | STAR30129 | STAR OHIO 70933 | | | 4.930 | 818,000.00 | 818,000.00 | | 818,000.00 | |
| 182932 | PUR | 304 | REG | 10/18/07 | 0027ALXR5 | ABBEEY NATIONAL NA, LLC | 4.77 | 10/25/07 | 4.836 | 50,000,000.00 | 49,953,673.61 | | 49,953,673.61 | |
| 182936 | PUR | 300 | REG | 10/18/07 | 313588QC2 | FMMA DISCOUNT NOTE | 4.59 | 12/05/07 | 4.682 | 15,756,000.00 | 15,659,573.28 | | 15,659,573.28 | |
| 146898 | CNTR | 300 | REG | 10/18/07 | 316175108 | FIDELITY US GOVERNMENT FUND #57 | | | 4.850 | 13,005,000.00 | 13,005,000.00 | | 13,005,000.00 | |
| 182937 | PUR | 300 | REG | 10/18/07 | 36959JXK4 | GENERAL ELECTRIC CAPITAL CORP | 4.73 | 10/19/07 | 4.796 | 50,000,000.00 | 49,993,430.56 | | 49,993,430.56 | |
| 182938 | PUR | 300 | REG | 10/18/07 | 36959JXK4 | GENERAL ELECTRIC CAPITAL CORP | 4.73 | 10/19/07 | 4.796 | 50,000,000.00 | 49,993,430.56 | | 49,993,430.56 | |
| 182935 | PUR | 304 | REG | 10/18/07 | 36959JXK4 | GENERAL ELECTRIC CAPITAL CORP | 4.73 | 10/19/07 | 4.796 | 20,641,000.00 | 20,638,288.00 | | 20,638,288.00 | |
| 182933 | PUR | 304 | REG | 10/18/07 | 83365SXK4 | SOCIETE GENERALE NORTH AMERICA | 4.70 | 10/19/07 | 4.766 | 50,000,000.00 | 49,993,472.22 | | 49,993,472.22 | |
| 181771 | CNTR | 300 | REG | 10/18/07 | 926464520 | VICTORY FEDERAL MMKT FUND | | | 4.510 | 2,316,454.74 | 2,316,454.74 | | 2,316,454.74 | |
| 182202 | CNTR | 301 | REG | 10/18/07 | STAR30129 | STAR OHIO 70933 | | | 4.920 | 640,000.00 | 640,000.00 | | 640,000.00 | |
| 146173 | CNTR | 302 | DPTF | 10/18/07 | STAR30210 | STAR OHIO 27044 | | | 4.920 | 1,200,000.00 | 1,200,000.00 | | 1,200,000.00 | |
| 182950 | PUR | 300 | REG | 10/19/07 | 313384PH6 | PHLB DISCOUNT NOTE | 4.59 | 11/16/07 | 4.672 | 19,222,000.00 | 19,153,347.56 | | 19,153,347.56 | |
| 182951 | PUR | 300 | REG | 10/19/07 | 313384PH6 | PHLB DISCOUNT NOTE | 4.59 | 11/16/07 | 4.672 | 16,457,000.00 | 16,398,222.91 | | 16,398,222.91 | |
| 182948 | PUR | 304 | REG | 10/19/07 | 36959JXN8 | GENERAL ELECTRIC CAPITAL CORP | 4.73 | 10/22/07 | 4.798 | 50,000,000.00 | 49,980,291.67 | | 49,980,291.67 | |
| 182949 | PUR | 304 | REG | 10/19/07 | 36959JXN8 | GENERAL ELECTRIC CAPITAL CORP | 4.73 | 10/22/07 | 4.798 | 13,843,000.00 | 13,837,543.55 | | 13,837,543.55 | |
| 182947 | PUR | 304 | REG | 10/19/07 | 74433HKV1 | PRUDENTIAL FUNDING | 4.72 | 10/29/07 | 4.792 | 50,000,000.00 | 49,934,444.44 | | 49,934,444.44 | |
| 181771 | CNTR | 300 | REG | 10/19/07 | 926464520 | VICTORY FEDERAL MMKT FUND | | | 4.530 | 404,933.03 | 404,933.03 | | 404,933.03 | |
| 182941 | PUR | 303 | SPRJ | 10/19/07 | LD0800960 | FIRST CITIZENS NATIONAL BANK | 1.25 | 10/19/09 | 1.250 | 124,000.00 | 124,000.00 | | 124,000.00 | |
| 182942 | PUR | 303 | SPRJ | 10/19/07 | LD0800978 | CITIZENS NATIONAL OF BLOUFFTON | 1.25 | 10/19/09 | 1.250 | 35,000.00 | 35,000.00 | | 35,000.00 | |
| 182946 | PUR | 303 | SPRJ | 10/19/07 | LD0800986 | FIRST FEDERAL BANK OF THE MIDWEST | 1.25 | 10/19/09 | 1.245 | 81,935.01 | 81,935.01 | | 81,935.01 | |
| 182670 | PUR | 301 | REG | 10/22/07 | 3128X6NK8 | PHLMC DEBENTURE | 5.00 | 10/22/12 | 5.000 | 25,000,000.00 | 25,000,000.00 | | 25,000,000.00 | |
| 182952 | PUR | 300 | REG | 10/22/07 | 313384NWS | PHLB DISCOUNT NOTE | 4.57 | 11/05/07 | 4.642 | 50,000,000.00 | 49,911,138.89 | | 49,911,138.89 | |
| 164058 | CNTR | 304 | REG | 10/22/07 | 316175108 | FIDELITY US GOVERNMENT FUND #57 | | | 4.840 | 10,039,000.00 | 10,039,000.00 | | 10,039,000.00 | |
| 182962 | PUR | 304 | REG | 10/22/07 | 74433HY65 | PRUDENTIAL FUNDING | 4.74 | 11/06/07 | 4.815 | 50,000,000.00 | 49,901,250.00 | | 49,901,250.00 | |
| 181771 | CNTR | 300 | REG | 10/22/07 | 926464520 | VICTORY FEDERAL MMKT FUND | | | 4.530 | 2,853,840.18 | 2,853,840.18 | | 2,853,840.18 | |

PCM: INVS MONTHEND TRANSACTIONS
 SOURCE: VisualQED
 MODEL: TRANSACTION
 BASIS: SETTLEMENT
 BEGIN: 10/01/07
 END: 10/31/07

RICHARD CORDRAY
 TREASURER, STATE OF OHIO

INVESTMENT TRANSACTION REPORT

TRANSACTIONS FOR 10/01/07 TO 10/31/07

| INVEST# | TXN | FUND | FUND | SETTLE | CUSIP | DESCRIPTION | RATE | MATURITY | PUR-YL | PAR | AMOUNT | PRIN/PROC | P/S-INTEREST | SETTLER | AMT |
|---------|------|----------|-----------|------------------|-----------|-----------------------------------|-------|----------|--------|---------------|---------------|-----------|--------------|---------------|-----|
| 182961 | PUR | 304 | REG | 10/22/07 | 9497F1Y53 | WELLS FARGO & CO | 4.74 | 11/05/07 | 4.815 | 50,000,000.00 | 49,907,833.33 | | | 49,907,833.33 | |
| 182958 | PUR | 303 | SPRJ | 10/22/07 | LD0800994 | FIRST FEDERAL BANK OF THE MIDWEST | 1.25 | 10/22/09 | 1.250 | 79,463.00 | 79,463.00 | | | 79,463.00 | |
| 182966 | PUR | 303 | SPRJ | 10/22/07 | LD0801000 | AMERICAN SAVINGS BANK, FSB | 1.25 | 10/22/09 | 1.250 | 100,000.00 | 100,000.00 | | | 100,000.00 | |
| 182202 | CNTR | 301 | REG | 10/22/07 | STAR30129 | STAR OHIO 70933 | | | 4.900 | 468,000.00 | 468,000.00 | | | 468,000.00 | |
| 182977 | PUR | 304 | REG | 10/23/07 | 0027A1Y11 | ABBEE NATIONAL NA, LLC | 4.75 | 11/01/07 | 4.817 | 40,381,000.00 | 40,333,098.04 | | | 40,333,098.04 | |
| 146898 | CNTR | 300 | REG | 10/23/07 | 316175108 | FIDELITY US GOVERNMENT FUND #57 | | | 4.820 | 34,673,000.00 | 34,673,000.00 | | | 34,673,000.00 | |
| 181771 | CNTR | 300 | REG | 10/23/07 | 926464520 | VICTORY FEDERAL MKMT FUND | 4.530 | | 4.530 | 2,968,504.54 | 2,968,504.54 | | | 2,968,504.54 | |
| 182969 | PUR | 303 | SPRJ | 10/23/07 | LD0801018 | CITIZENS NATIONAL OF BLUFFTON | 1.25 | 10/23/09 | 1.250 | 152,500.00 | 152,500.00 | | | 152,500.00 | |
| 182970 | PUR | 303 | SPRJ | 10/23/07 | LD0801026 | DELAWARE COUNTY BANK & TRUST CO. | 1.25 | 10/23/09 | 1.250 | 65,262.00 | 65,262.00 | | | 65,262.00 | |
| 182971 | PUR | 303 | SPRJ | 10/23/07 | LD0801034 | FIRST FEDERAL BANK OF THE MIDWEST | 1.25 | 10/23/09 | 1.250 | 400,000.00 | 400,000.00 | | | 400,000.00 | |
| 182972 | PUR | 303 | SPRJ | 10/23/07 | LD0801042 | SIGNATURE BANK, N.A. | 1.25 | 10/23/09 | 1.250 | 105,474.48 | 105,474.48 | | | 105,474.48 | |
| 182986 | PUR | 304 | REG | 10/24/07 | 0027A1XX2 | ABBEE NATIONAL NA, LLC | 4.73 | 10/31/07 | 4.795 | 50,000,000.00 | 49,954,062.50 | | | 49,954,062.50 | |
| 182992 | PUR | 300 | REG | 10/24/07 | 36959JXR9 | GENERAL ELECTRIC CAPITAL CORP | 4.74 | 10/25/07 | 4.806 | 50,000,000.00 | 49,993,416.67 | | | 49,993,416.67 | |
| 182993 | PUR | 300 | REG | 10/24/07 | 36959JXR9 | GENERAL ELECTRIC CAPITAL CORP | 4.74 | 10/25/07 | 4.806 | 15,000,000.00 | 14,998,025.00 | | | 14,998,025.00 | |
| 182984 | PUR | 301 | REG | 10/24/07 | 36959JXR9 | GENERAL ELECTRIC CAPITAL CORP | 4.74 | 10/25/07 | 4.806 | 25,666,000.00 | 25,662,620.64 | | | 25,662,620.64 | |
| 182985 | PUR | 304 | REG | 10/24/07 | 36959JXR9 | GENERAL ELECTRIC CAPITAL CORP | 4.74 | 10/25/07 | 4.806 | 35,050,000.00 | 35,045,385.08 | | | 35,045,385.08 | |
| 182981 | PUR | 303 | SPRJ | 10/24/07 | LD0801059 | FIRST FEDERAL BANK OF THE MIDWEST | 1.25 | 10/23/09 | 1.250 | 42,460.00 | 42,460.00 | | | 42,460.00 | |
| 182982 | PUR | 303 | SPRJ | 10/24/07 | LD0801067 | FIRST FEDERAL BANK OF THE MIDWEST | 1.25 | 10/23/09 | 1.250 | 400,000.00 | 400,000.00 | | | 400,000.00 | |
| 182983 | PUR | 303 | SPRJ | 10/24/07 | LD0801075 | SIGNATURE BANK, N.A. | 1.25 | 10/23/09 | 1.250 | 75,000.00 | 75,000.00 | | | 75,000.00 | |
| 182987 | PUR | 303 | SPRJ | 10/24/07 | LD0801083 | HUNTINGTON NATIONAL BANK, NA | 1.25 | 10/23/09 | 1.250 | 55,000.00 | 55,000.00 | | | 55,000.00 | |
| 182989 | PUR | 303 | SPRJ | 10/24/07 | LD0801091 | HUNTINGTON NATIONAL BANK, NA | 1.25 | 10/23/09 | 1.250 | 250,000.00 | 250,000.00 | | | 250,000.00 | |
| 183009 | PUR | 300 | REG | 10/25/07 | 0027A1X53 | ABBEE NATIONAL NA, LLC | 4.72 | 10/26/07 | 4.786 | 39,000,000.00 | 38,994,886.67 | | | 38,994,886.67 | |
| 182998 | PUR | 300 | REG | 10/25/07 | 12478KY56 | CBA (DE) FINANCE, INC | 4.75 | 11/26/07 | 4.836 | 50,000,000.00 | 49,788,888.89 | | | 49,788,888.89 | |
| 182996 | PUR | 300 | REG | 10/25/07 | 313384PT0 | PHLB DISCOUNT NOTE | 4.45 | 11/26/07 | 4.530 | 50,000,000.00 | 49,802,222.22 | | | 49,802,222.22 | |
| 182997 | PUR | 300 | REG | 10/25/07 | 313384PT0 | PHLB DISCOUNT NOTE | 4.45 | 11/26/07 | 4.530 | 20,489,000.00 | 20,407,954.62 | | | 20,407,954.62 | |
| 183005 | PUR | 301 | REG | 10/25/07 | 36959JXS7 | GENERAL ELECTRIC CAPITAL CORP | 4.72 | 10/26/07 | 4.786 | 25,670,000.00 | 25,666,634.38 | | | 25,666,634.38 | |
| 183001 | PUR | 300 | REG | 10/25/07 | 36959JY23 | GENERAL ELECTRIC CAPITAL CORP | 4.70 | 11/02/07 | 4.770 | 50,000,000.00 | 49,947,777.78 | | | 49,947,777.78 | |
| 183002 | PUR | 300 | REG | 10/25/07 | 36959JY23 | GENERAL ELECTRIC CAPITAL CORP | 4.70 | 11/02/07 | 4.770 | 50,000,000.00 | 49,947,777.78 | | | 49,947,777.78 | |
| 183006 | PUR | 300 | REG | 10/25/07 | 59018KYW5 | MERRILL LYNCH & CO | 4.73 | 11/30/07 | 4.818 | 8,038,000.00 | 7,999,980.26 | | | 7,999,980.26 | |
| 183000 | PUR | 300 | REG | 10/25/07 | 74433HY16 | PRUDENTIAL FUNDING | 4.70 | 11/01/07 | 4.770 | 50,000,000.00 | 49,954,305.56 | | | 49,954,305.56 | |
| 181771 | CNTR | 300 | REG | 10/25/07 | 926464520 | VICTORY FEDERAL MKMT FUND | 4.530 | | 4.530 | 50,560,017.91 | 50,560,017.91 | | | 50,560,017.91 | |
| 183004 | PUR | 304 | REG | 10/25/07 | 9497F1YD6 | WELLS FARGO & CO | 4.74 | 11/13/07 | 4.818 | 50,000,000.00 | 49,874,916.67 | | | 49,874,916.67 | |
| 183003 | PUR | 304 | REG | 10/25/07 | 9497F1YH4 | WELLS FARGO & CO | 4.74 | 11/14/07 | 4.819 | 50,000,000.00 | 49,868,333.33 | | | 49,868,333.33 | |
| 174457 | CNTR | 304 | REG | 10/25/07 | STAR30418 | STAR OHIO 63942 | | | 4.870 | 15,583,000.00 | 15,583,000.00 | | | 15,583,000.00 | |
| 183013 | PUR | 300 | REG | 10/26/07 | 0027A1XV6 | ABBEE NATIONAL NA, LLC | 4.77 | 10/29/07 | 4.838 | 50,000,000.00 | 49,980,125.00 | | | 49,980,125.00 | |
| 183012 | PUR | 301 | REG | 10/26/07 | 36959JUV0 | GENERAL ELECTRIC CAPITAL CORP | 4.77 | 10/29/07 | 4.838 | 25,680,000.00 | 25,669,792.20 | | | 25,669,792.20 | |
| 183018 | PUR | 300 | REG | 10/26/07 | 74977LKV4 | RABOBANK USA FINANCIAL CORP | 4.74 | 10/29/07 | 4.808 | 40,000,000.00 | 39,984,200.00 | | | 39,984,200.00 | |
| 303 | SPRJ | 10/26/07 | LD0801109 | FIFTH THIRD BANK | | | 1.25 | 10/26/09 | 1.245 | 91,000.00 | 91,000.00 | | | 91,000.00 | |
| 183016 | PUR | 303 | SPRJ | 10/26/07 | LD0801117 | COMMERCE NATIONAL BANK | 1.25 | 10/26/09 | 1.250 | 250,000.00 | 250,000.00 | | | 250,000.00 | |

PCM: INVS_MONTHEAD_TRANSACTIONS
SOURCE: VisualQED
MODEL: TRANSACTION
BASIS: SETTLEMENT
BEGIN: 10/01/07
END: 10/31/07

RICHARD CORDRAY
TREASURER, STATE OF OHIO
INVESTMENT TRANSACTION REPORT

TRANSACTIONS FOR 10/01/07 TO 10/31/07

| INVT# | TXN | FUND | FUND | SETTLE | CUSIP | DESCRIPTION | RATE | MATURITY | PUR-YL | PAR | AMOUNT | PRIN/PROC | P/S-INTEREST | SETTLE | AMT |
|--------|------|------|------|----------|-----------|-----------------------------------|-------|------------------|--------|------------------|------------------|-----------|--------------|------------------|-----|
| 183023 | PUR | 304 | REG | 10/29/07 | 0027ALXW4 | ABBAY NATIONAL NA, LLC | 4.78 | 10/30/07 | 4.847 | 25,007,000.00 | 25,003,679.63 | | | 25,003,679.63 | |
| 183024 | PUR | 304 | REG | 10/29/07 | 0027ALXW4 | ABBAY NATIONAL NA, LLC | 4.78 | 10/30/07 | 4.847 | 25,000,000.00 | 24,996,680.56 | | | 24,996,680.56 | |
| 146898 | CNTR | 300 | REG | 10/29/07 | 316175108 | FIDELITY US GOVERNMENT FUND #57 | 4.810 | | | 5,500,000.00 | 5,500,000.00 | | | 5,500,000.00 | |
| 183022 | PUR | 301 | REG | 10/29/07 | 36959JXW8 | GENERAL ELECTRIC CAPITAL CORP | 4.847 | 10/30/07 | 4.847 | 25,683,000.00 | 25,679,589.87 | | | 25,679,589.87 | |
| 183025 | CNTR | 295 | TOB | 10/29/07 | 38141X271 | GOLDMAN SACHS FIN SQ GOVT #465 | 4.800 | 2,112,000,000.00 | | 2,112,000,000.00 | 2,112,000,000.00 | | | 2,112,000,000.00 | |
| 183026 | CNTR | 295 | TOB | 10/29/07 | 60934N104 | FEDERATED GOVT OBLIG FUND #005 | 4.740 | 2,000,000,000.00 | | 2,000,000,000.00 | 2,000,000,000.00 | | | 2,000,000,000.00 | |
| 183027 | CNTR | 296 | TOB | 10/29/07 | 60934N104 | FEDERATED GOVT OBLIG FUND #005 | 4.740 | 938,000,000.00 | | 938,000,000.00 | 938,000,000.00 | | | 938,000,000.00 | |
| 183030 | PUR | 300 | REG | 10/29/07 | 74977LXW2 | RABOBANK USA FINANCIAL CORP | 4.741 | 10/30/07 | 4.741 | 50,000,000.00 | 49,993,416.67 | | | 49,993,416.67 | |
| 181771 | CNTR | 300 | REG | 10/29/07 | 926464520 | VICTORY FEDERAL MKMT FUND | 4.520 | | | 7,161,250.67 | 7,161,250.67 | | | 7,161,250.67 | |
| 183021 | PUR | 303 | SPRJ | 10/29/07 | LD0801125 | NATIONAL BANK OF OAK HARBOR | 1.25 | 10/29/09 | 1.250 | 100,000.00 | 100,000.00 | | | 100,000.00 | |
| 183029 | PUR | 303 | SPRJ | 10/29/07 | LD0801133 | HUNTINGTON NATIONAL BANK, NA | 1.25 | 10/29/09 | 1.250 | 80,000.00 | 80,000.00 | | | 80,000.00 | |
| 183039 | PUR | 304 | REG | 10/30/07 | 0027ALXW2 | ABBAY NATIONAL NA, LLC | 4.90 | 10/31/07 | 4.969 | 25,000,000.00 | 24,996,597.22 | | | 24,996,597.22 | |
| 183040 | PUR | 304 | REG | 10/30/07 | 0027ALXW2 | ABBAY NATIONAL NA, LLC | 4.90 | 10/31/07 | 4.969 | 25,014,000.00 | 25,010,595.32 | | | 25,010,595.32 | |
| 183038 | PUR | 301 | REG | 10/30/07 | 36959JXW6 | GENERAL ELECTRIC CAPITAL CORP | 4.87 | 10/31/07 | 4.938 | 25,687,000.00 | 25,683,525.12 | | | 25,683,525.12 | |
| 181771 | CNTR | 300 | REG | 10/30/07 | 926464520 | VICTORY FEDERAL MKMT FUND | 4.520 | | | 13,606,152.10 | 13,606,152.10 | | | 13,606,152.10 | |
| 183035 | PUR | 303 | SPRJ | 10/30/07 | LD0801141 | FIRST FEDERAL BANK OF THE MIDWEST | 1.25 | 10/30/09 | 1.246 | 84,000.00 | 84,000.00 | | | 84,000.00 | |
| 183041 | PUR | 303 | SPRJ | 10/30/07 | LD0801158 | FIRST NATIONAL BANK OF PANDORA | 1.25 | 10/30/09 | 1.250 | 59,922.00 | 59,922.00 | | | 59,922.00 | |
| 183042 | PUR | 303 | SPRJ | 10/30/07 | LD0801166 | FIRST NATIONAL BANK OF PANDORA | 1.25 | 10/30/09 | 1.250 | 340,078.00 | 340,078.00 | | | 340,078.00 | |
| 183045 | PUR | 303 | SPRJ | 10/30/07 | LD0801174 | FIRST NATIONAL BANK OF PANDORA | 1.25 | 10/30/09 | 1.246 | 67,000.00 | 67,000.00 | | | 67,000.00 | |
| 183046 | PUR | 303 | SPRJ | 10/30/07 | LD0801182 | FIRST NATIONAL BANK OF PANDORA | 1.25 | 10/30/09 | 1.250 | 290,000.00 | 290,000.00 | | | 290,000.00 | |
| 183060 | PUR | 300 | REG | 10/31/07 | 0027ALY11 | ABBAY NATIONAL NA, LLC | 4.81 | 11/01/07 | 4.880 | 50,000,000.00 | 49,993,315.97 | | | 49,993,315.97 | |
| 183058 | PUR | 304 | REG | 10/31/07 | 0027ALY11 | ABBAY NATIONAL NA, LLC | 4.81 | 11/01/07 | 4.880 | 25,000,000.00 | 24,996,657.99 | | | 24,996,657.99 | |
| 183059 | PUR | 304 | REG | 10/31/07 | 0027ALY11 | ABBAY NATIONAL NA, LLC | 4.81 | 11/01/07 | 4.880 | 25,618,000.00 | 25,614,575.37 | | | 25,614,575.37 | |
| 146898 | CNTR | 300 | REG | 10/31/07 | 316175108 | FIDELITY US GOVERNMENT FUND #57 | 4.81 | 11/01/07 | 4.830 | 45,000,000.00 | 45,000,000.00 | | | 45,000,000.00 | |
| 183056 | PUR | 301 | REG | 10/31/07 | 36959JY15 | GENERAL ELECTRIC CAPITAL CORP | 4.877 | 11/01/07 | 4.877 | 25,690,000.00 | 25,686,567.53 | | | 25,686,567.53 | |
| 170509 | CNTR | 300 | REG | 10/31/07 | 4812C0670 | JP MORGAN US GOVT MMKT #3164 | 4.820 | | | 50,000,000.00 | 50,000,000.00 | | | 50,000,000.00 | |
| 183057 | PUR | 304 | REG | 10/31/07 | 74977LX19 | RABOBANK USA FINANCIAL CORP | 4.867 | 11/01/07 | 4.867 | 50,000,000.00 | 49,993,333.33 | | | 49,993,333.33 | |
| 183061 | PUR | 300 | REG | 10/31/07 | 83365SY15 | SOCIETE GENERALE NORTH AMERICA | 4.75 | 11/01/07 | 4.817 | 50,000,000.00 | 49,993,402.78 | | | 49,993,402.78 | |
| 154433 | CNTR | 300 | REG | 10/31/07 | STAR30012 | STAR OHIO 10010 | 4.820 | | | 25,000,000.00 | 25,000,000.00 | | | 25,000,000.00 | |

PGM: INVS_MONTEND_TRANSACTIONS
 SOURCE: VISUALQED
 MODEL: TRANSACTION
 BASIS: SETTLEMENT
 BEGIN: 10/01/07
 END: 10/31/07

RICHARD CORDRAY
 TREASURER, STATE OF OHIO

INVESTMENT TRANSACTION REPORT

TRANSACTIONS FOR 10/01/07 TO 10/31/07

| INVT# | TYN | FUND | FUND | SETTLE | CUSIP | DESCRIPTION | RATE | MATURITY | PUR-YL | PAR | AMOUNT | PRIN/PROC | F/S-INTEREST | SETTLER | AMT |
|--------|------|------|------|----------|------------|----------------------------------|------|----------|--------|----------------|----------------|-----------|--------------|----------------|-----|
| 177934 | WTHD | 299 | REG | 10/01/07 | 200640852 | STATE & LOCAL GOVT SEC - DEM DEP | 4.10 | | | 558,272.66 | 558,272.66 | | | 558,272.66 | |
| 178801 | WTHD | 298 | REG | 10/01/07 | 200654234 | STATE & LOCAL GOVT SEC - DEM DEP | 3.93 | | | 1,984,592.12 | 1,984,592.12 | | | 1,984,592.12 | |
| 178938 | WTHD | 297 | REG | 10/01/07 | 200658169 | STATE & LOCAL GOVT SEC - DEM DEP | 3.86 | | | 6,796.16 | 6,796.16 | | | 6,796.16 | |
| 180323 | SALE | 304 | REG | 10/01/07 | 912828E09 | US TREASURY NOTE | 4.38 | 12/15/10 | | 25,000,000.00 | 25,269,531.25 | | 322,745.90 | 25,592,277.15 | |
| 182552 | SALE | 304 | REG | 10/01/07 | 912828E09 | US TREASURY NOTE | 4.38 | 12/15/10 | | 25,000,000.00 | 25,269,531.25 | | 322,745.90 | 25,592,277.15 | |
| 170509 | WTHD | 300 | REG | 10/02/07 | 4812C0670 | JP MORGAN US GOVT MMKT #3164 | | | | 1,050,000.00 | 1,050,000.00 | | | 1,050,000.00 | |
| 181771 | WTHD | 300 | REG | 10/02/07 | 926464520 | VICTORY FEDERAL MMKT FUND | | | | 8,519,629.84 | 8,519,629.84 | | | 8,519,629.84 | |
| 181771 | WTHD | 300 | REG | 10/03/07 | 926464520 | VICTORY FEDERAL MMKT FUND | | | | 1,830,671.45 | 1,830,671.45 | | | 1,830,671.45 | |
| 178406 | CALL | 303 | SPRJ | 10/03/07 | LD07000434 | MINSTER BANK | | | | 12,585.45 | 12,585.45 | | | 12,585.45 | |
| 180437 | CALL | 303 | SPRJ | 10/03/07 | LD07000889 | HUNTINGTON NATIONAL BANK, NA | 1.75 | 10/03/08 | | 6,846.78 | 6,846.78 | | | 6,846.78 | |
| 146898 | WTHD | 300 | REG | 10/04/07 | 316175108 | FIDELITY US GOVERNMENT FUND #57 | | | | 50,000,000.00 | 50,000,000.00 | | | 50,000,000.00 | |
| 170509 | WTHD | 300 | REG | 10/04/07 | 4812C0670 | JP MORGAN US GOVT MMKT #3164 | | | | 13,238,000.00 | 13,238,000.00 | | | 13,238,000.00 | |
| 170509 | WTHD | 300 | REG | 10/04/07 | 4812C0670 | JP MORGAN US GOVT MMKT #3164 | | | | 50,000,000.00 | 50,000,000.00 | | | 50,000,000.00 | |
| 175267 | CALL | 303 | SPRJ | 10/04/07 | LD0600568 | MINSTER BANK | | | | 9,319.21 | 9,319.21 | | | 9,319.21 | |
| 175324 | CALL | 303 | SPRJ | 10/04/07 | LD0600576 | CITIZENS SAVINGS BANK | | | | 1,862.81 | 1,862.81 | | | 1,862.81 | |
| 146898 | WTHD | 300 | REG | 10/05/07 | 316175108 | FIDELITY US GOVERNMENT FUND #57 | | | | 20,000,000.00 | 20,000,000.00 | | | 20,000,000.00 | |
| 164058 | WTHD | 304 | REG | 10/05/07 | 316175108 | FIDELITY US GOVERNMENT FUND #57 | | | | 148,000.00 | 148,000.00 | | | 148,000.00 | |
| 170509 | WTHD | 300 | REG | 10/05/07 | 4812C0670 | JP MORGAN US GOVT MMKT #3164 | | | | 40,174,000.00 | 40,174,000.00 | | | 40,174,000.00 | |
| 154433 | WTHD | 300 | REG | 10/05/07 | STAR30012 | STAR OHIO 10010 | | | | 50,000,000.00 | 50,000,000.00 | | | 50,000,000.00 | |
| 177934 | WTHD | 299 | REG | 10/09/07 | 200640852 | STATE & LOCAL GOVT SEC - DEM DEP | 4.10 | | | 11,691.44 | 11,691.44 | | | 11,691.44 | |
| 178801 | WTHD | 298 | REG | 10/09/07 | 200654234 | STATE & LOCAL GOVT SEC - DEM DEP | 3.93 | | | 2,206,724.11 | 2,206,724.11 | | | 2,206,724.11 | |
| 170509 | WTHD | 300 | REG | 10/09/07 | 4812C0670 | JP MORGAN US GOVT MMKT #3164 | | | | 26,000,000.00 | 26,000,000.00 | | | 26,000,000.00 | |
| 181771 | WTHD | 300 | REG | 10/09/07 | 926464520 | VICTORY FEDERAL MMKT FUND | | | | 105,844,507.63 | 105,844,507.63 | | | 105,844,507.63 | |
| 181771 | WTHD | 300 | REG | 10/10/07 | 926464520 | VICTORY FEDERAL MMKT FUND | | | | 36,837,987.15 | 36,837,987.15 | | | 36,837,987.15 | |
| 178437 | CALL | 303 | SPRJ | 10/10/07 | LD07000442 | HUNTINGTON NATIONAL BANK, NA | 1.75 | 10/10/08 | | 25,270.30 | 25,270.30 | | | 25,270.30 | |
| 180553 | CALL | 301 | REG | 10/11/07 | 31359MY49 | FNMA DEBENTURE | 5.38 | 10/11/11 | 5.375 | 20,000,000.00 | 20,000,000.00 | | | 20,000,000.00 | |
| 164058 | WTHD | 304 | REG | 10/12/07 | 316175108 | FIDELITY US GOVERNMENT FUND #57 | | | | 25,274,000.00 | 25,274,000.00 | | | 25,274,000.00 | |
| 181771 | WTHD | 300 | REG | 10/12/07 | 926464520 | VICTORY FEDERAL MMKT FUND | | | | 2,446,949.20 | 2,446,949.20 | | | 2,446,949.20 | |
| 177934 | WTHD | 299 | REG | 10/15/07 | 200640852 | STATE & LOCAL GOVT SEC - DEM DEP | 4.10 | | | 371,704.46 | 371,704.46 | | | 371,704.46 | |
| 178801 | WTHD | 298 | REG | 10/15/07 | 200654234 | STATE & LOCAL GOVT SEC - DEM DEP | 3.93 | | | 3,196,654.97 | 3,196,654.97 | | | 3,196,654.97 | |
| 178938 | WTHD | 297 | REG | 10/15/07 | 200658169 | STATE & LOCAL GOVT SEC - DEM DEP | 3.86 | | | 1,882.95 | 1,882.95 | | | 1,882.95 | |
| 180556 | CALL | 303 | SPRJ | 10/16/07 | AG07000421 | FIRST CITIZENS NATIONAL BANK | | | | 30,000.00 | 30,000.00 | | | 30,000.00 | |
| 180668 | CALL | 303 | SPRJ | 10/16/07 | AG07000470 | COMMUNITY FIRST BANK | 1.08 | 4/16/08 | | 10,000.00 | 10,000.00 | | | 10,000.00 | |
| 180575 | CALL | 303 | SPRJ | 10/16/07 | AG07000538 | FIRST NATIONAL BANK OF PANDORA | 1.08 | 4/16/08 | | 100,000.00 | 100,000.00 | | | 100,000.00 | |
| 181002 | CALL | 303 | SPRJ | 10/16/07 | AG07000819 | FIRST FINANCIAL BANK, NA | 1.08 | 4/16/08 | | 3,157.21 | 3,157.21 | | | 3,157.21 | |
| 181183 | CALL | 303 | SPRJ | 10/16/07 | AG0701130 | FIRST NATIONAL BANK OF PANDORA | 1.08 | 4/16/08 | | 18,402.76 | 18,402.76 | | | 18,402.76 | |
| 181436 | CALL | 303 | SPRJ | 10/16/07 | AG0701213 | NORTE VALLEY BANK | 1.08 | 4/16/08 | | 12,240.77 | 12,240.77 | | | 12,240.77 | |
| 179103 | SALE | 304 | REG | 10/17/07 | 31359MC50 | FNMA DEBENTURE | 4.63 | 6/01/10 | | 15,000,000.00 | 14,967,750.00 | | 262,083.33 | 15,229,833.33 | |
| 179103 | SALE | 304 | REG | 10/17/07 | 31359MC50 | FNMA DEBENTURE | 4.63 | 6/01/10 | | 12,000,000.00 | 11,989,200.00 | | 209,666.67 | 12,198,866.67 | |

PGM: INVS MONTHEND_TRANSACTIONS
SOURCE: VLSUMQED
MODEL: TRANSACTION
BASIS: SETTLEMENT
BEGIN: 10/01/07
END: 10/31/07

RICHARD CORDRAY
TREASURER, STATE OF OHIO
INVESTMENT TRANSACTION REPORT

TRANSACTIONS FOR 10/01/07 TO 10/31/07

| INVT# | TXN | FUND | FUND | SETTLE | CUSIP | DESCRIPTION | RATE | MATURITY | PUR-YL | PAR | AMOUNT | PRIN/PROC | P/S-INTEREST | SETTLE | AMT |
|--------|------|------|------|----------|-----------|----------------------------------|------|----------|--------|-----|---------------|---------------|--------------|--------|---------------|
| 181771 | WTHD | 300 | REG | 10/17/07 | 926464520 | VICTORY FEDERAL MKMT FUND | | | | | 10,900,371.60 | 10,900,371.60 | | | 10,900,371.60 |
| 178552 | CALL | 303 | SPRJ | 10/17/07 | LD0700459 | COMMERCE NATIONAL BANK | 1.75 | 10/17/08 | | | 10,544.20 | 10,544.20 | | | 10,544.20 |
| 182854 | SALE | 304 | REG | 10/18/07 | 912828855 | US TREASURY NOTE | 4.25 | 1/15/11 | | | 5,000,000.00 | 5,010,937.50 | 54,857.34 | | 5,065,794.84 |
| 182854 | SALE | 304 | REG | 10/18/07 | 912828855 | US TREASURY NOTE | 4.25 | 1/15/11 | | | 5,000,000.00 | 5,011,718.75 | 54,857.34 | | 5,066,576.09 |
| 182854 | SALE | 304 | REG | 10/18/07 | 912828855 | US TREASURY NOTE | 4.25 | 1/15/11 | | | 10,000,000.00 | 10,021,875.00 | 109,714.67 | | 10,131,589.67 |
| 182854 | SALE | 304 | REG | 10/18/07 | 912828855 | US TREASURY NOTE | 4.25 | 1/15/11 | | | 5,000,000.00 | 5,010,937.50 | 54,857.34 | | 5,065,794.84 |
| 182870 | SALE | 304 | REG | 10/18/07 | 912828855 | US TREASURY NOTE | 4.25 | 1/15/11 | | | 25,000,000.00 | 25,250,976.55 | 248,216.71 | | 25,499,193.26 |
| 176074 | CALL | 303 | SPRJ | 10/18/07 | LD0600584 | PARK NATIONAL BANK | 4.63 | 7/31/09 | | | 2,371.51 | 2,371.51 | | | 2,371.51 |
| 170509 | WTHD | 300 | REG | 10/19/07 | 4812C0670 | JP MORGAN US GOVT MKMT #3164 | | | | | 7,731,000.00 | 7,731,000.00 | | | 7,731,000.00 |
| 178157 | SALE | 304 | REG | 10/19/07 | 912828855 | US TREASURY NOTE | 4.88 | 4/30/08 | | | 20,000,000.00 | 20,071,875.00 | 455,706.52 | | 20,527,581.52 |
| 178157 | SALE | 304 | REG | 10/19/07 | 912828855 | US TREASURY NOTE | 4.88 | 4/30/08 | | | 22,000,000.00 | 22,082,500.00 | 501,277.17 | | 22,583,777.17 |
| 177934 | WTHD | 299 | REG | 10/22/07 | 200640852 | STATE & LOCAL GOVT SEC - DEM DEF | 4.10 | | | | 1,105.36 | 1,105.36 | | | 1,105.36 |
| 178801 | WTHD | 298 | REG | 10/22/07 | 200654234 | STATE & LOCAL GOVT SEC - DEM DEF | 3.93 | | | | 2,607,477.57 | 2,607,477.57 | | | 2,607,477.57 |
| 146898 | WTHD | 300 | REG | 10/22/07 | 316175108 | FIDELITY US GOVERNMENT FUND #57 | | | | | 57,597,000.00 | 57,597,000.00 | | | 57,597,000.00 |
| 170509 | WTHD | 300 | REG | 10/22/07 | 4812C0670 | JP MORGAN US GOVT MKMT #3164 | | | | | 50,000,000.00 | 50,000,000.00 | | | 50,000,000.00 |
| 182640 | SALE | 304 | REG | 10/22/07 | 912828855 | US TREASURY NOTE | 4.25 | 1/15/11 | | | 5,000,000.00 | 5,053,125.00 | 57,167.12 | | 5,110,292.12 |
| 182643 | SALE | 304 | REG | 10/22/07 | 912828855 | US TREASURY NOTE | 4.25 | 1/15/11 | | | 5,000,000.00 | 5,053,906.25 | 57,167.12 | | 5,111,073.37 |
| 182643 | SALE | 304 | REG | 10/22/07 | 912828855 | US TREASURY NOTE | 4.25 | 1/15/11 | | | 10,000,000.00 | 10,106,250.00 | 114,334.24 | | 10,220,584.24 |
| 182646 | SALE | 304 | REG | 10/22/07 | 912828855 | US TREASURY NOTE | 4.25 | 1/15/11 | | | 15,000,000.00 | 15,169,921.87 | 171,501.36 | | 15,341,423.23 |
| 182646 | SALE | 304 | REG | 10/22/07 | 912828855 | US TREASURY NOTE | 4.25 | 1/15/11 | | | 10,000,000.00 | 10,107,812.50 | 114,334.24 | | 10,222,146.74 |
| 182432 | SALE | 304 | REG | 10/23/07 | 912828855 | US TREASURY NOTE | 4.00 | 8/31/09 | | | 20,000,000.00 | 20,050,781.24 | 116,483.52 | | 20,167,264.76 |
| 182433 | SALE | 304 | REG | 10/23/07 | 912828855 | US TREASURY NOTE | 4.00 | 8/31/09 | | | 10,000,000.00 | 10,024,218.75 | 58,241.76 | | 10,082,460.51 |
| 182450 | SALE | 304 | REG | 10/23/07 | 912828855 | US TREASURY NOTE | 4.00 | 8/31/09 | | | 10,000,000.00 | 10,024,218.75 | 58,241.76 | | 10,082,460.51 |
| 180566 | CALL | 301 | REG | 10/24/07 | 3133XEM44 | FHLB DEBENTURE | | | | | 25,000,000.00 | 25,000,000.00 | | | 25,000,000.00 |
| 170509 | WTHD | 300 | REG | 10/24/07 | 4812C0670 | JP MORGAN US GOVT MKMT #3164 | | | | | 15,000,000.00 | 15,000,000.00 | | | 15,000,000.00 |
| 181771 | WTHD | 300 | REG | 10/24/07 | 926464520 | VICTORY FEDERAL MKMT FUND | | | | | 7,164,586.03 | 7,164,586.03 | | | 7,164,586.03 |
| 176224 | CALL | 303 | SPRJ | 10/24/07 | LD0600592 | DELAWARE COUNTY BANK & TRUST CO. | | | | | 3,125.00 | 3,125.00 | | | 3,125.00 |
| 178511 | CALL | 303 | SPRJ | 10/24/07 | LD0700475 | GENOA BANKING COMPANY | | | | | 17,525.05 | 17,525.05 | | | 17,525.05 |
| 182432 | SALE | 304 | REG | 10/25/07 | 912828855 | US TREASURY NOTE | 4.00 | 8/31/09 | | | 5,000,000.00 | 5,016,015.62 | 30,219.78 | | 5,046,235.40 |
| 182451 | SALE | 304 | REG | 10/25/07 | 912828855 | US TREASURY NOTE | 4.00 | 8/31/09 | | | 10,000,000.00 | 10,032,031.25 | 60,439.56 | | 10,092,470.81 |
| 182451 | SALE | 304 | REG | 10/25/07 | 912828855 | US TREASURY NOTE | 4.00 | 8/31/09 | | | 15,000,000.00 | 15,046,875.00 | 90,659.34 | | 15,137,534.34 |
| 176249 | CALL | 303 | SPRJ | 10/25/07 | LD0600618 | PARK NATIONAL BANK | | | | | 10,949.90 | 10,949.90 | | | 10,949.90 |
| 176350 | CALL | 303 | SPRJ | 10/25/07 | LD0600626 | COMMERCE NATIONAL BANK | | | | | 83,483.88 | 83,483.88 | | | 83,483.88 |
| 181771 | WTHD | 300 | REG | 10/25/07 | 926464520 | VICTORY FEDERAL MKMT FUND | | | | | 55,539,497.14 | 55,539,497.14 | | | 55,539,497.14 |
| 180761 | CALL | 303 | SPRJ | 10/27/07 | LD0700897 | CROGHAN COLONIAL BANK | | | | | 1,167.58 | 1,167.58 | | | 1,167.58 |
| 176377 | CALL | 303 | SPRJ | 10/28/07 | LD0600634 | HUNTINGTON NATIONAL BANK, NA | | | | | 15,397.33 | 15,397.33 | | | 15,397.33 |
| 177934 | WTHD | 299 | REG | 10/29/07 | 200640852 | STATE & LOCAL GOVT SEC - DEM DEF | 4.10 | | | | 61,485.38 | 61,485.38 | | | 61,485.38 |
| 178801 | WTHD | 298 | REG | 10/29/07 | 200654234 | STATE & LOCAL GOVT SEC - DEM DEF | 3.93 | | | | 3,032,319.45 | 3,032,319.45 | | | 3,032,319.45 |
| 178938 | WTHD | 297 | REG | 10/29/07 | 200658169 | STATE & LOCAL GOVT SEC - DEM DEF | 3.86 | | | | 13,940.90 | 13,940.90 | | | 13,940.90 |

PGM: INVE_MONTHEND_TRANSACTIONS
 SOURCE: VLSUM1QED
 MODEL: TRANSACTION
 BASIS: SETTLEMENT
 BEGIN: 10/01/07
 END: 10/31/07

RICHARD CORDRAY
 TREASURER, STATE OF OHIO
 INVESTMENT TRANSACTION REPORT

TRANSACTIONS FOR 10/01/07 TO 10/31/07

| INVT# | TYN | FUND | FUND | SETTLE | CUSIP | DESCRIPTION | RATE | MATURITY | PUR-YL | PAR AMOUNT | PRIN/PROC | P/S-INTEREST | SETTLE AMT | |
|--------|------|------|------|----------|-----------|---------------------------------|------|----------|--------|---------------|------------------|------------------|---------------|------------------|
| 14698 | WTHD | 300 | REG | 10/30/07 | 316175108 | FIDELITY US GOVERNMENT FUND #57 | | | | 45,000,000.00 | 45,000,000.00 | | 45,000,000.00 | |
| 170509 | WTHD | 300 | REG | 10/30/07 | 4812C0670 | JP MORGAN US GOVT MKKT #3164 | | | | 5,250,000.00 | 5,250,000.00 | | 5,250,000.00 | |
| 170509 | WTHD | 300 | REG | 10/30/07 | 4812C0670 | JP MORGAN US GOVT MKKT #3164 | | | | 15,000,000.00 | 15,000,000.00 | | 15,000,000.00 | |
| 180773 | CALL | 303 | SPRJ | 10/30/07 | LD0700913 | SIGNATURE BANK, N.A. | 1.75 | 4/30/09 | | 5,337.57 | 5,337.57 | | 5,337.57 | |
| 154433 | WTHD | 300 | REG | 10/30/07 | STAR30012 | STAR OHIO 10010 | | | | 50,000,000.00 | 50,000,000.00 | | 50,000,000.00 | |
| 181771 | WTHD | 300 | REG | 10/31/07 | 926464520 | VICTORY FEDERAL MKKT FUND | | | | 16,913,433.05 | 16,913,433.05 | | 16,913,433.05 | |
| ----- | | | | | | | | | | | | | | |
| | | | | | | | | | | | 1,110,893,867.93 | 1,112,535,856.96 | 3,525,518.69 | 1,116,061,375.65 |
| ----- | | | | | | | | | | | | | | |
| | | | | | | | | | | | 11366691415.62 | 11363440742.12 | 5,142,877.48 | 11368583619.60 |
| ----- | | | | | | | | | | | | | | |

PGM: INVS_MONTHEHD_TRANSACTIONS
SOURCE: VisualQED
MODEL: TRANSACTION
BASIS: SETTLEMENT
BEGIN: 10/01/07
END: 10/31/07

RICHARD CORDRAY
TREASURER, STATE OF OHIO
INVESTMENT TRANSACTION REPORT

TRANSACTIONS FOR 10/01/07 TO 10/31/07

| INVT# | TXN | FUND | FUND | SETTLE | CUSIP | DESCRIPTION | RATE | MATURITY | PUR-YL | PAR | AMOUNT | PRIN/PROC | P/S-INTEREST | SETTLE | AMT |
|--------|-----|------|------|----------|------------|------------------------------|------|----------|--------|---------------|---------------|-----------|--------------|---------------|-----|
| 182691 | PUR | 400 | STAR | 10/01/07 | 02581SZE4 | AMERICAN EXPRESS CREDIT CORP | 4.78 | 12/14/07 | 4.894 | 20,000,000.00 | 19,803,488.89 | | | 19,803,488.89 | |
| 182692 | PUR | 400 | STAR | 10/01/07 | 313588Q21 | FNMA DISCOUNT NOTE | 4.55 | 12/26/07 | 4.664 | 25,000,000.00 | 24,728,263.89 | | | 24,728,263.89 | |
| 182696 | PUR | 400 | STAR | 10/01/07 | RP1001078 | FIFTH THIRD BANK, CINCI | 4.50 | 10/02/07 | 4.500 | 23,601,137.00 | 23,601,137.00 | | | 23,601,137.00 | |
| 182660 | PUR | 400 | STAR | 10/02/07 | 12478KYW7 | CBA (DE) FINANCE, INC | 5.05 | 11/30/07 | 5.163 | 50,000,000.00 | 49,586,180.56 | | | 49,586,180.56 | |
| 182701 | PUR | 400 | STAR | 10/02/07 | 313396RES | FELMC DISCOUNT NOTE | 4.55 | 12/31/07 | 4.666 | 50,000,000.00 | 49,431,250.00 | | | 49,431,250.00 | |
| 182705 | PUR | 400 | STAR | 10/02/07 | 313396RES | FELMC DISCOUNT NOTE | 4.55 | 12/31/07 | 4.666 | 25,000,000.00 | 24,715,625.00 | | | 24,715,625.00 | |
| 182706 | PUR | 400 | STAR | 10/02/07 | RP1002076 | FIFTH THIRD BANK, CINCI | 4.55 | 10/03/07 | 4.550 | 13,478,827.00 | 13,478,827.00 | | | 13,478,827.00 | |
| 182766 | PUR | 400 | STAR | 10/03/07 | 313384RG6 | FELB DISCOUNT NOTE | 4.57 | 1/02/08 | 4.682 | 50,000,000.00 | 49,423,034.72 | | | 49,423,034.72 | |
| 182770 | PUR | 400 | STAR | 10/03/07 | 313588RQ2 | FNMA DISCOUNT NOTE | 4.56 | 1/02/08 | 4.677 | 50,000,000.00 | 49,423,666.67 | | | 49,423,666.67 | |
| 182772 | PUR | 400 | STAR | 10/03/07 | RP1003074 | FIFTH THIRD BANK, CINCI | 4.60 | 10/04/07 | 4.600 | 14,310,548.00 | 14,310,548.00 | | | 14,310,548.00 | |
| 182793 | PUR | 400 | STAR | 10/04/07 | 02581SVY7 | AMERICAN EXPRESS CREDIT CORP | 4.79 | 11/29/07 | 4.893 | 5,000,000.00 | 4,962,744.44 | | | 4,962,744.44 | |
| 182791 | PUR | 400 | STAR | 10/04/07 | 2521E1Z40 | DEKIA DELAWARE | 5.07 | 1/04/08 | 5.203 | 45,000,000.00 | 44,417,525.00 | | | 44,417,525.00 | |
| 182792 | PUR | 400 | STAR | 10/04/07 | 2521E1Z40 | DEKIA DELAWARE | 5.00 | 12/04/07 | 5.113 | 50,000,000.00 | 49,576,388.89 | | | 49,576,388.89 | |
| 182795 | PUR | 400 | STAR | 10/04/07 | 313588MP7 | FNMA DISCOUNT NOTE | 4.65 | 10/05/07 | 4.715 | 41,836,000.00 | 41,830,596.18 | | | 41,830,596.18 | |
| 182807 | PUR | 400 | STAR | 10/05/07 | 313384MT3 | FELB DISCOUNT NOTE | 4.65 | 10/09/07 | 4.715 | 43,384,000.00 | 43,361,584.93 | | | 43,361,584.93 | |
| 182806 | PUR | 400 | STAR | 10/05/07 | 313384R70 | FELB DISCOUNT NOTE | 4.58 | 1/04/08 | 4.700 | 50,000,000.00 | 49,420,886.11 | | | 49,420,886.11 | |
| 182800 | PUR | 400 | STAR | 10/05/07 | 313588QD0 | FNMA DISCOUNT NOTE | 4.56 | 12/06/07 | 4.660 | 50,000,000.00 | 49,607,333.33 | | | 49,607,333.33 | |
| 182802 | PUR | 400 | STAR | 10/05/07 | 313588Q12 | FNMA DISCOUNT NOTE | 4.55 | 12/13/07 | 4.654 | 50,000,000.00 | 49,563,958.33 | | | 49,563,958.33 | |
| 182813 | PUR | 400 | STAR | 10/09/07 | 313588FX7 | FNMA DISCOUNT NOTE | 4.64 | 11/30/07 | 4.736 | 50,000,000.00 | 49,664,888.89 | | | 49,664,888.89 | |
| 182814 | PUR | 400 | STAR | 10/09/07 | 313588QD0 | FNMA DISCOUNT NOTE | 4.63 | 12/06/07 | 4.730 | 50,000,000.00 | 49,627,027.78 | | | 49,627,027.78 | |
| 182816 | PUR | 400 | STAR | 10/09/07 | RP1009071 | FIFTH THIRD BANK CINCI | 4.68 | 10/10/07 | 4.680 | 35,990,415.00 | 35,990,415.00 | | | 35,990,415.00 | |
| 182829 | PUR | 400 | STAR | 10/10/07 | 313384Q16 | FELB DISCOUNT NOTE | 4.63 | 12/13/07 | 4.733 | 50,000,000.00 | 49,588,444.44 | | | 49,588,444.44 | |
| 182830 | PUR | 400 | STAR | 10/10/07 | 313588RH0 | FNMA DISCOUNT NOTE | 4.63 | 1/03/08 | 4.746 | 50,000,000.00 | 49,453,402.78 | | | 49,453,402.78 | |
| 182831 | PUR | 400 | STAR | 10/10/07 | 313588RE2 | FNMA DISCOUNT NOTE | 4.64 | 1/09/08 | 4.755 | 50,000,000.00 | 49,414,187.50 | | | 49,414,187.50 | |
| 182833 | PUR | 400 | STAR | 10/10/07 | RP1010079 | FIFTH THIRD BANK, CINCI | 4.72 | 10/11/07 | 4.720 | 8,161,178.00 | 8,161,178.00 | | | 8,161,178.00 | |
| 182837 | PUR | 400 | STAR | 10/11/07 | 0027A1XC8 | ABBEX NATIONAL NA, LLC | 4.78 | 10/12/07 | 4.848 | 50,000,000.00 | 49,993,359.38 | | | 49,993,359.38 | |
| 182850 | PUR | 400 | STAR | 10/11/07 | 0027A1XC8 | ABBEX NATIONAL NA, LLC | 4.78 | 10/12/07 | 4.848 | 22,945,000.00 | 22,941,952.62 | | | 22,941,952.62 | |
| 182861 | PUR | 400 | STAR | 10/12/07 | 313384QU6 | FELB DISCOUNT NOTE | 4.65 | 12/21/07 | 4.758 | 33,766,000.00 | 33,460,699.08 | | | 33,460,699.08 | |
| 182862 | PUR | 400 | STAR | 10/12/07 | 313396RES | FELMC DISCOUNT NOTE | 4.66 | 12/31/07 | 4.774 | 25,000,000.00 | 24,741,111.11 | | | 24,741,111.11 | |
| 182858 | PUR | 400 | STAR | 10/12/07 | 4662JOAA0 | JP MORGAN CHASE & CO | 5.04 | 1/10/08 | 5.175 | 30,000,000.00 | 29,622,000.00 | | | 29,622,000.00 | |
| 182857 | PUR | 400 | STAR | 10/12/07 | 90262CAR7 | UBS FINANCE | 5.05 | 1/14/08 | 5.189 | 50,000,000.00 | 49,340,694.44 | | | 49,340,694.44 | |
| 182868 | PUR | 400 | STAR | 10/12/07 | RP1012075 | FIFTH THIRD BANK, CINCI | 4.69 | 10/15/07 | 4.690 | 23,545,482.00 | 23,545,482.00 | | | 23,545,482.00 | |
| 182881 | PUR | 400 | STAR | 10/15/07 | 313588RA5 | FNMA DISCOUNT NOTE | 4.65 | 12/27/07 | 4.759 | 50,000,000.00 | 49,528,541.67 | | | 49,528,541.67 | |
| 182882 | PUR | 400 | STAR | 10/15/07 | RP1015078 | FIFTH THIRD BANK, CINCI | 4.75 | 10/16/07 | 4.750 | 12,477,742.00 | 12,477,742.00 | | | 12,477,742.00 | |
| 182901 | PUR | 400 | STAR | 10/16/07 | 0660FOAP6 | BANK OF AMERICA | 5.01 | 1/08/08 | 5.134 | 45,000,000.00 | 44,474,475.00 | | | 44,474,475.00 | |
| 182903 | PUR | 400 | STAR | 10/16/07 | 313396QR7 | FELMC DISCOUNT NOTE | 4.66 | 12/18/07 | 4.764 | 50,000,000.00 | 49,592,250.00 | | | 49,592,250.00 | |
| 182905 | PUR | 400 | STAR | 10/16/07 | RP1016076 | FIFTH THIRD BANK, CINCI | 4.65 | 10/17/07 | 4.650 | 9,936,901.00 | 9,936,901.00 | | | 9,936,901.00 | |
| 182909 | PUR | 400 | STAR | 10/17/07 | 313312NC0 | FFCB DISCOUNT NOTE | 4.59 | 10/18/07 | 4.654 | 50,000,000.00 | 49,993,625.00 | | | 49,993,625.00 | |
| 182929 | PUR | 400 | STAR | 10/17/07 | 313384INC9 | FELB DISCOUNT NOTE | 4.59 | 10/18/07 | 4.654 | 45,204,000.00 | 45,198,236.49 | | | 45,198,236.49 | |

RICHARD CORDRAY
TREASURER, STATE OF OHIO
INVESTMENT TRANSACTION REPORT

PGM: INVS MONTHEND_TRANSACTIONS
SOURCE: VisualQED
MODEL: TRANSACTION
BASIS: SETTLEMENT
BEGIN: 10/01/07
END: 10/31/07

TRANSACTIONS FOR 10/01/07 TO 10/31/07

| INVT# | TXN | FUND | FUND | SETTLE | CUBIP | DESCRIPTION | RATE | MATURITY | PUR-YL | PAR | AMOUNT | PRIN/PROC | P/S-INTEREST | SETTLE | AMT |
|--------|-----|------|------|----------|-----------|-------------------------------|------|----------|--------|---------------|---------------|-----------|--------------|---------------|-----|
| 182926 | PUR | 400 | STAR | 10/17/07 | 313396RA3 | FELM DISCOUNT NOTE | 4.65 | 12/27/07 | 4.758 | 50,000,000.00 | 49,541,458.33 | | | 49,541,458.33 | |
| 182927 | PUR | 400 | STAR | 10/17/07 | 313568U07 | FNMA DISCOUNT NOTE | 4.55 | 3/26/08 | 4.722 | 50,000,000.00 | 48,982,569.44 | | | 48,982,569.44 | |
| 182930 | PUR | 400 | STAR | 10/18/07 | 00077EAF4 | ABN ANRO NA FINANCE, INC | 5.00 | 1/15/08 | 5.133 | 40,000,000.00 | 39,505,555.56 | | | 39,505,555.56 | |
| 182896 | PUR | 400 | STAR | 10/18/07 | 12478KZJ5 | CEA (DE) FINANCE, INC | 4.93 | 12/18/07 | 5.035 | 45,000,000.00 | 44,624,468.75 | | | 44,624,468.75 | |
| 182931 | PUR | 400 | STAR | 10/18/07 | 313364RR2 | FELB DISCOUNT NOTE | 4.56 | 1/11/08 | 4.674 | 50,000,000.00 | 49,461,666.67 | | | 49,461,666.67 | |
| 182939 | PUR | 400 | STAR | 10/18/07 | RE1018072 | FIFTH THIRD BANK, CINCI | 4.43 | 10/19/07 | 4.430 | 26,779,795.00 | 26,779,795.00 | | | 26,779,795.00 | |
| 182955 | PUR | 400 | STAR | 10/19/07 | 313364NG0 | FELB DISCOUNT NOTE | 4.50 | 10/22/07 | 4.564 | 25,000,000.00 | 24,990,625.00 | | | 24,990,625.00 | |
| 182953 | PUR | 400 | STAR | 10/19/07 | 313364QU6 | FELB DISCOUNT NOTE | 4.56 | 12/21/07 | 4.661 | 50,000,000.00 | 49,601,000.00 | | | 49,601,000.00 | |
| 182944 | PUR | 400 | STAR | 10/19/07 | 313364RY7 | FELB DISCOUNT NOTE | 4.55 | 1/18/08 | 4.667 | 50,000,000.00 | 49,424,930.56 | | | 49,424,930.56 | |
| 182944 | PUR | 400 | STAR | 10/19/07 | 313364RY7 | FELB DISCOUNT NOTE | 4.55 | 1/18/08 | 4.667 | 50,000,000.00 | 49,424,930.56 | | | 49,424,930.56 | |
| 182954 | PUR | 400 | STAR | 10/19/07 | 313396RES | FELM DISCOUNT NOTE | 4.55 | 12/31/07 | 4.656 | 25,521,000.00 | 25,285,533.33 | | | 25,285,533.33 | |
| 182945 | PUR | 400 | STAR | 10/19/07 | 313568RW7 | FNMA DISCOUNT NOTE | 4.55 | 1/16/08 | 4.666 | 50,000,000.00 | 49,437,569.44 | | | 49,437,569.44 | |
| 182956 | PUR | 400 | STAR | 10/19/07 | RE1019070 | FIFTH THIRD BANK, CINCI | 4.53 | 10/22/07 | 4.530 | 25,551,060.00 | 25,551,060.00 | | | 25,551,060.00 | |
| 182963 | PUR | 400 | STAR | 10/22/07 | 313364RM1 | FELB DISCOUNT NOTE | 4.46 | 1/08/08 | 4.566 | 50,000,000.00 | 49,516,833.33 | | | 49,516,833.33 | |
| 182964 | PUR | 400 | STAR | 10/22/07 | RE1022074 | FIFTH THIRD BANK, CINCI | 4.46 | 1/14/08 | 4.569 | 50,000,000.00 | 49,479,666.67 | | | 49,479,666.67 | |
| 182974 | PUR | 400 | STAR | 10/23/07 | 0027A0AP6 | ABBEY NATIONAL NA, LLC | 4.85 | 1/22/08 | 4.978 | 30,000,000.00 | 29,632,208.33 | | | 29,632,208.33 | |
| 182974 | PUR | 400 | STAR | 10/23/07 | 0027A0AP6 | ABBEY NATIONAL NA, LLC | 4.85 | 1/23/08 | 4.979 | 45,000,000.00 | 44,442,250.00 | | | 44,442,250.00 | |
| 182978 | PUR | 400 | STAR | 10/23/07 | 313312NQ5 | FFCB DISCOUNT NOTE | 4.50 | 10/24/07 | 4.563 | 25,000,000.00 | 24,996,875.00 | | | 24,996,875.00 | |
| 182979 | PUR | 400 | STAR | 10/23/07 | RE1023072 | FIFTH THIRD BANK, CINCI | 4.50 | 10/24/07 | 4.500 | 25,191,290.00 | 25,191,290.00 | | | 25,191,290.00 | |
| 182991 | PUR | 400 | STAR | 10/24/07 | 313312NK2 | FFCB DISCOUNT NOTE | 4.45 | 10/25/07 | 4.512 | 26,809,000.00 | 26,805,686.11 | | | 26,805,686.11 | |
| 182989 | PUR | 400 | STAR | 10/24/07 | 313568RQ0 | FNMA DISCOUNT NOTE | 4.40 | 1/10/08 | 4.504 | 50,000,000.00 | 49,523,333.33 | | | 49,523,333.33 | |
| 182990 | PUR | 400 | STAR | 10/24/07 | 313568RR8 | FNMA DISCOUNT NOTE | 4.40 | 1/11/08 | 4.505 | 50,000,000.00 | 49,517,222.22 | | | 49,517,222.22 | |
| 182994 | PUR | 400 | STAR | 10/24/07 | RE1024070 | FIFTH THIRD BANK, CINCI | 4.45 | 10/25/07 | 4.450 | 22,869,815.00 | 22,869,815.00 | | | 22,869,815.00 | |
| 182999 | PUR | 400 | STAR | 10/25/07 | 02635RAG4 | AMERICAN GENERAL FINANCE CORP | 4.74 | 1/16/08 | 4.859 | 50,000,000.00 | 49,453,583.33 | | | 49,453,583.33 | |
| 183007 | PUR | 400 | STAR | 10/25/07 | 313364TZ2 | FELB DISCOUNT NOTE | 4.30 | 3/07/08 | 4.438 | 50,000,000.00 | 49,200,652.78 | | | 49,200,652.78 | |
| 183008 | PUR | 400 | STAR | 10/25/07 | 313364TZ2 | FELB DISCOUNT NOTE | 4.30 | 3/07/08 | 4.438 | 50,000,000.00 | 49,200,652.78 | | | 49,200,652.78 | |
| 183010 | PUR | 400 | STAR | 10/25/07 | RE1025077 | FIFTH THIRD BANK, CINCI | 4.40 | 10/26/07 | 4.400 | 31,096,752.00 | 31,096,752.00 | | | 31,096,752.00 | |
| 183019 | PUR | 400 | STAR | 10/26/07 | 313312NF1 | FFCB DISCOUNT NOTE | 4.40 | 10/26/07 | 4.463 | 49,728,000.00 | 49,709,766.40 | | | 49,709,766.40 | |
| 183015 | PUR | 400 | STAR | 10/26/07 | 313396VW0 | FELM DISCOUNT NOTE | 4.26 | 4/21/08 | 4.424 | 49,346,000.00 | 48,306,608.75 | | | 48,306,608.75 | |
| 183031 | PUR | 400 | STAR | 10/26/07 | 74977LTV4 | RABOBANK USA FINANCIAL CORP | 4.76 | 10/29/07 | 4.828 | 45,000,000.00 | 44,982,150.00 | | | 44,982,150.00 | |
| 183032 | PUR | 400 | STAR | 10/29/07 | 313312NQ9 | FFCB DISCOUNT NOTE | 4.48 | 10/30/07 | 4.543 | 50,000,000.00 | 49,993,777.78 | | | 49,993,777.78 | |
| 183032 | PUR | 400 | STAR | 10/29/07 | 313364NQ8 | FELB DISCOUNT NOTE | 4.48 | 10/30/07 | 4.543 | 20,000,000.00 | 19,997,511.11 | | | 19,997,511.11 | |
| 183033 | PUR | 400 | STAR | 10/29/07 | 4662J0A83 | JP MORGAN CHASE & CO | 4.65 | 1/25/08 | 4.769 | 45,000,000.00 | 44,488,500.00 | | | 44,488,500.00 | |
| 183037 | PUR | 400 | STAR | 10/29/07 | RE1029079 | FIFTH THIRD BANK, CINCI | 4.48 | 10/30/07 | 4.480 | 48,829,972.00 | 48,829,972.00 | | | 48,829,972.00 | |
| 183044 | PUR | 400 | STAR | 10/30/07 | 17307RAH7 | CITICORP FUNDING INC | 4.65 | 1/17/08 | 4.763 | 45,000,000.00 | 44,540,812.50 | | | 44,540,812.50 | |
| 183044 | PUR | 400 | STAR | 10/30/07 | 313396SQ3 | FELM DISCOUNT NOTE | 4.31 | 1/28/08 | 4.417 | 50,000,000.00 | 49,461,250.00 | | | 49,461,250.00 | |
| 183047 | PUR | 400 | STAR | 10/30/07 | 313396VW0 | FELM DISCOUNT NOTE | 4.24 | 4/21/08 | 4.401 | 50,000,000.00 | 48,975,333.33 | | | 48,975,333.33 | |
| 183036 | PUR | 400 | STAR | 10/30/07 | 90262CAQ0 | UBS FINANCE | 4.67 | 1/24/08 | 4.788 | 45,000,000.00 | 44,497,975.00 | | | 44,497,975.00 | |

PGM: INVS_MONTHEND_TRANSACTIONS
 SOURCE: VISUALQED
 MODEL: TRANSACTION
 BASIS: SETTLEMENT
 BEGIN: 10/01/07
 END: 10/31/07

RICHARD CORDRAY
 TREASURER, STATE OF OHIO
 INVESTMENT TRANSACTION REPORT

TRANSACTIONS FOR 10/01/07 TO 10/31/07

PAGE: 13

| INVT# | TIN | FUND | FUND | SETTLE | CUSIP | DESCRIPTION | RATE | MATURITY | PUR-YL | PAR | AMOUNT | PRIN/PROC | P/S-INTEREST | SETTLE | AMT |
|--------|-----|------|------|----------|-----------|-------------------------|------|----------|--------|---------------|------------------|------------------|--------------|---------------|-----|
| 183048 | PUR | 400 | STAR | 10/30/07 | RP1030077 | FIFTH THIRD BANK, CINCI | 4.50 | 10/31/07 | 4.500 | 10,675,285.00 | 10,675,285.00 | | | 10,675,285.00 | |
| 183062 | PUR | 400 | STAR | 10/31/07 | 313384V09 | PHLB DISCOUNT NOTE | 4.27 | 4/15/08 | 4.429 | 50,000,000.00 | 49,009,597.22 | | | 49,009,597.22 | |
| 183063 | PUR | 400 | STAR | 10/31/07 | 313396WD1 | PHLMC DISCOUNT NOTE | 4.26 | 4/28/08 | 4.425 | 45,000,000.00 | 44,041,500.00 | | | 44,041,500.00 | |
| 183064 | PUR | 400 | STAR | 10/31/07 | RP1031075 | FIFTH THIRD BANK, CINCI | 4.40 | 11/01/07 | 4.400 | 28,747,846.00 | 28,747,846.00 | | | 28,747,846.00 | |
| | | | | | | | | | | | 3,203,000,742.00 | 3,176,003,218.73 | | | |
| | | | | | | | | | | | 3,203,000,742.00 | 3,176,003,218.73 | | | |

FCM: INVS_MONTHEND_TRANSACTIONS

SOURCE: VisualQED
MODEL: TRANSACTION
BASIS: SETTLEMENT
BEGIN: 10/01/07
END: 10/31/07

RICHARD CORDRAY
TREASURER, STATE OF OHIO

INVESTMENT TRANSACTION REPORT

TRANSACTIONS FOR 10/01/07 TO 10/31/07

PAGE: 14

| INVT# | TEN | FUND | FUND | SETTLE | CUSIP | DESCRIPTION | RATE | MATURITY | PUR-YL | PAR | AMOUNT | PRIN/PROC | F/S-INTEREST | SETTLE | AMT |
|-------|-----|------|------|--------|-------|-------------|------|----------|--------|-----|--------|-----------|--------------|--------|-----|
|-------|-----|------|------|--------|-------|-------------|------|----------|--------|-----|--------|-----------|--------------|--------|-----|

*** GRAND-TOTAL ***>

1456962157.62 14539443960.85 5,142,877.48 14544586838.33

PORTFOLIO HOLDINGS

FORM: INVS MONTHEND_INVENTORY

SOURCE: VISUALIZED
 MODEL: INVENTORY
 BASIS: SETTLEMENT
 AS-OF: 10/31/07

RICHARD CORDRAY
 TRHASURER, STATA OF OHIO

INVESTMENT INVENTORY

SETTLED POSITIONS AS OF: 10/31/07

| INVT# | FUND | GROUP | CUSIP | DESCRIPTION | RATE | MATURITY | YIELD | PAR | AMOUNT | BOOK-VALUE | US\$-MARKET | 1ST-PUR |
|--------|------|-------|-----------|--------------------------------|--------|----------|-------|---------------|---------------|---------------|-------------|---------|
| 183060 | 300 | REG | 0027AJV11 | ABBEY NATIONAL NA, LLC | 4.8130 | 11/01/07 | 4.880 | 50,000,000.00 | 49,993,315.97 | 49,993,315.97 | 10/31/07 | |
| 182977 | 304 | REG | 0027AJV11 | ABBEY NATIONAL NA, LLC | 4.7450 | 11/01/07 | 4.817 | 40,381,000.00 | 40,333,098.04 | 40,333,098.04 | 10/23/07 | |
| 183058 | 304 | REG | 0027AJV11 | ABBEY NATIONAL NA, LLC | 4.8130 | 11/01/07 | 4.880 | 25,000,000.00 | 24,996,657.99 | 24,996,657.99 | 10/31/07 | |
| 183059 | 304 | REG | 0027AJV11 | ABBEY NATIONAL NA, LLC | 4.8130 | 11/01/07 | 4.880 | 25,618,000.00 | 25,614,575.37 | 25,614,575.37 | 10/31/07 | |
| 183056 | 301 | REG | 36959YV15 | GENERAL ELECTRIC CAPITAL CORP | 4.8100 | 11/01/07 | 4.877 | 25,690,000.00 | 25,686,567.53 | 25,686,567.53 | 10/31/07 | |
| 183000 | 300 | REG | 74433HY16 | PRUDENTIAL FUNDING | 4.7000 | 11/01/07 | 4.770 | 50,000,000.00 | 49,954,305.56 | 49,954,305.56 | 10/25/07 | |
| 183057 | 304 | REG | 74977LV19 | RABOBANK USA FINANCIAL CORP | 4.8000 | 11/01/07 | 4.867 | 50,000,000.00 | 49,993,333.33 | 49,993,333.33 | 10/31/07 | |
| 183061 | 300 | REG | 83365SV15 | SOCIETE GENERALE NORTH AMERICA | 4.7500 | 11/01/07 | 4.817 | 50,000,000.00 | 49,993,402.78 | 49,993,402.78 | 10/31/07 | |
| 182572 | 300 | REG | 2521EY25 | DEXIA DELAWARE | 4.9700 | 11/02/07 | 5.068 | 50,000,000.00 | 49,710,083.33 | 49,710,083.33 | 9/21/07 | |
| 183001 | 300 | REG | 36959YV23 | GENERAL ELECTRIC CAPITAL CORP | 4.7000 | 11/02/07 | 4.770 | 50,000,000.00 | 49,947,777.78 | 49,947,777.78 | 10/25/07 | |
| 182798 | 300 | REG | 4662JY23 | GENERAL ELECTRIC CAPITAL CORP | 4.7000 | 11/02/07 | 4.770 | 50,000,000.00 | 49,947,777.78 | 49,947,777.78 | 10/25/07 | |
| 182702 | 300 | REG | 4662JY23 | GENERAL ELECTRIC CAPITAL CORP | 4.9800 | 11/05/07 | 5.071 | 17,123,000.00 | 17,049,570.87 | 17,049,570.87 | 10/05/07 | |
| 182703 | 300 | REG | 83365SV56 | SOCIETE GENERALE NORTH AMERICA | 5.0000 | 11/05/07 | 5.093 | 50,000,000.00 | 49,763,888.89 | 49,763,888.89 | 10/02/07 | |
| 182704 | 300 | REG | 83365SV56 | SOCIETE GENERALE NORTH AMERICA | 5.0000 | 11/05/07 | 5.093 | 1,355,000.00 | 1,348,601.39 | 1,348,601.39 | 10/02/07 | |
| 182704 | 300 | REG | 83365SV56 | SOCIETE GENERALE NORTH AMERICA | 5.0000 | 11/05/07 | 5.093 | 26,346,000.00 | 26,221,588.33 | 26,221,588.33 | 10/02/07 | |
| 182961 | 304 | REG | 9497FV53 | WELLS FARGO & CO | 4.7400 | 11/06/07 | 4.815 | 50,000,000.00 | 49,907,833.33 | 49,907,833.33 | 10/22/07 | |
| 182962 | 304 | REG | 74433HY65 | PRUDENTIAL FUNDING | 4.7400 | 11/06/07 | 4.815 | 50,000,000.00 | 49,901,250.00 | 49,901,250.00 | 10/22/07 | |
| 182616 | 300 | REG | 00137FV89 | AIG FUNDING INC | 4.7700 | 11/08/07 | 4.865 | 20,978,000.00 | 20,855,698.26 | 20,855,698.26 | 9/25/07 | |
| 182591 | 300 | REG | 02581EY88 | AMERICAN EXPRESS CREDIT CORP | 4.7800 | 11/08/07 | 4.876 | 50,000,000.00 | 49,701,250.00 | 49,701,250.00 | 9/24/07 | |
| 182592 | 300 | REG | 02581EY88 | AMERICAN EXPRESS CREDIT CORP | 4.7800 | 11/08/07 | 4.876 | 50,000,000.00 | 49,701,250.00 | 49,701,250.00 | 9/24/07 | |
| 182593 | 300 | REG | 02581EY88 | AMERICAN EXPRESS CREDIT CORP | 4.7800 | 11/08/07 | 4.876 | 25,000,000.00 | 24,850,625.00 | 24,850,625.00 | 9/24/07 | |
| 182584 | 300 | REG | 90262DY82 | UBS FINANCE | 4.9450 | 11/08/07 | 5.045 | 21,612,000.00 | 21,478,410.82 | 21,478,410.82 | 9/24/07 | |
| 182613 | 300 | REG | 36959YD9 | GENERAL ELECTRIC CAPITAL CORP | 4.7700 | 11/13/07 | 4.868 | 25,000,000.00 | 24,837,687.50 | 24,837,687.50 | 9/25/07 | |
| 182401 | 300 | REG | 90262DYD1 | UBS FINANCE | 5.5150 | 11/13/07 | 5.647 | 11,109,000.00 | 11,000,082.43 | 11,000,082.43 | 9/10/07 | |
| 183004 | 304 | REG | 9497FVYD6 | WELLS FARGO & CO | 4.7400 | 11/13/07 | 4.818 | 50,000,000.00 | 49,874,916.67 | 49,874,916.67 | 10/25/07 | |
| 182481 | 300 | REG | 4042FV33 | HSBC FINANCE CORP | 5.2300 | 11/14/07 | 5.350 | 50,000,000.00 | 49,556,902.78 | 49,556,902.78 | 9/14/07 | |
| 182482 | 300 | REG | 4042FV33 | HSBC FINANCE CORP | 5.2300 | 11/14/07 | 5.350 | 27,809,000.00 | 27,562,558.19 | 27,562,558.19 | 9/14/07 | |
| 182865 | 300 | REG | 4497WV30 | ING (US) FUNDING | 4.9400 | 11/14/07 | 5.029 | 15,062,000.00 | 14,999,994.77 | 14,999,994.77 | 10/15/07 | |
| 182866 | 300 | REG | 4497WV30 | ING (US) FUNDING | 4.9400 | 11/14/07 | 5.029 | 10,044,000.00 | 10,002,652.20 | 10,002,652.20 | 10/15/07 | |
| 182480 | 300 | REG | 90262DY89 | UBS FINANCE | 5.3300 | 11/14/07 | 5.453 | 39,000,000.00 | 38,647,775.83 | 38,647,775.83 | 9/14/07 | |
| 183003 | 304 | REG | 9497FVYR4 | WELLS FARGO & CO | 4.7400 | 11/14/07 | 4.819 | 50,000,000.00 | 49,868,333.33 | 49,868,333.33 | 10/25/07 | |
| 182998 | 300 | REG | 12478V56 | CBA (DE) FINANCE, INC | 4.7500 | 11/26/07 | 4.836 | 50,000,000.00 | 49,788,888.89 | 49,788,888.89 | 10/25/07 | |
| 182826 | 300 | REG | 90262DYS8 | UBS FINANCE | 4.9650 | 11/26/07 | 5.067 | 11,463,000.00 | 11,388,695.88 | 11,388,695.88 | 10/10/07 | |
| 182827 | 300 | REG | 90262DYS8 | UBS FINANCE | 4.9650 | 11/26/07 | 5.067 | 1,469,000.00 | 1,459,477.82 | 1,459,477.82 | 10/10/07 | |
| 182828 | 300 | REG | 90262DYS8 | UBS FINANCE | 4.9650 | 11/26/07 | 5.067 | 2,652,000.00 | 2,634,809.52 | 2,634,809.52 | 10/10/07 | |
| 182231 | 300 | REG | 0660PVT2 | BANK OF AMERICA | 5.3700 | 11/27/07 | 5.523 | 50,000,000.00 | 49,291,458.33 | 49,291,458.33 | 8/24/07 | |
| 182612 | 300 | REG | 4497WVY7 | ING (US) FUNDING | 4.9600 | 11/27/07 | 5.073 | 20,000,000.00 | 19,826,400.00 | 19,826,400.00 | 9/25/07 | |
| 182614 | 300 | REG | 74977LVY8 | RABOBANK USA FINANCIAL CORP | 4.8200 | 11/27/07 | 4.929 | 8,739,000.00 | 8,665,286.54 | 8,665,286.54 | 9/25/07 | |
| 183006 | 300 | REG | 59018KYW5 | MERRILL LYNCH & CO | 4.7300 | 11/30/07 | 4.818 | 8,038,000.00 | 7,999,980.26 | 7,999,980.26 | 10/25/07 | |

PGM: INVS_MONTHEND_INVENTORY
 SOURCE: VISUALQED
 MODEL: INVENTORY
 BASIS: SETTLEMENT
 AS-OF: 10/31/07

RICHARD CORDRAY
 TREASURER, STATE OF OHIO

INVESTMENT INVENTORY
 SETTLED POSITIONS AS OF: 10/31/07

| INVS# | FUND | GROUP | CUSIP | DESCRIPTION | RATE | MATURITY | YIELD | PAR AMOUNT | BOOK-VALUE | US\$-MARKET | 1ST-PFR |
|--------|------|-------|-----------|---------------------------|--------|----------|-------|---------------|------------------|------------------|----------|
| 182822 | 300 | REG | 2521E1Z57 | DEKIA DELAWARE | 5.0350 | 12/05/07 | 5.145 | 50,000,000.00 | 49,608,388.89 | 49,608,388.89 | 10/10/07 |
| 182823 | 300 | REG | 251E1Z57 | DEKIA DELAWARE | 5.0350 | 12/05/07 | 5.145 | 27,728,000.00 | 27,510,828.14 | 27,510,828.14 | 10/10/07 |
| 182845 | 300 | REG | 0660P1ZAZ | BANK OF AMERICA | 4.8900 | 12/10/07 | 4.998 | 25,000,000.00 | 24,799,645.83 | 24,799,645.83 | 10/12/07 |
| 182846 | 300 | REG | 0660P1ZAZ | BANK OF AMERICA | 4.8900 | 12/10/07 | 4.998 | 25,404,000.00 | 25,200,408.11 | 25,200,408.11 | 10/12/07 |
| 182458 | 300 | REG | 90262DZD0 | UBS FINANCE | 5.4300 | 12/13/07 | 5.582 | 50,000,000.00 | 49,313,708.33 | 49,313,708.33 | 9/13/07 |
| 182232 | 300 | REG | 61745BZT7 | MORGAN STANLEY | 5.4000 | 12/27/07 | 5.580 | 22,417,000.00 | 21,996,681.25 | 21,996,681.25 | 8/24/07 |
| 182283 | 300 | REG | 61745BZU4 | MORGAN STANLEY | 5.5000 | 12/28/07 | 5.681 | 50,000,000.00 | 49,083,333.33 | 49,083,333.33 | 8/30/07 |
| | | | | | | | | | 1,510,037,000.00 | 1,501,869,757.17 | |
| 180571 | 300 | REG | 31331XVY5 | FFCB ADJUSTABLE RATE BOND | 5.0800 | 5/09/08 | 5.080 | 5,000,000.00 | 5,000,000.00 | 5,000,000.00 | 4/16/07 |
| 181984 | 301 | REG | 31331XXL1 | FFCB DEBENTURE | 4.7800 | 5/03/10 | 4.932 | 10,000,000.00 | 9,960,800.00 | 10,093,800.00 | 8/07/07 |
| 182598 | 300 | REG | 313312PE4 | FFCB DISCOUNT NOTE | 4.5300 | 11/13/07 | 4.622 | 39,000,000.00 | 38,754,625.00 | 38,941,500.00 | 9/24/07 |
| 168526 | 301 | REG | 3133X9DB4 | FHLS DEBENTURE | 3.7500 | 12/28/07 | 3.750 | 50,000,000.00 | 50,000,000.00 | 49,922,000.00 | 12/28/04 |
| 173964 | 304 | REG | 3133XESK1 | FHLS DEBENTURE | 4.6250 | 1/18/08 | 4.688 | 20,000,000.00 | 19,976,000.00 | 19,993,800.00 | 12/13/05 |
| 178945 | 304 | REG | 3133XEP27 | FHLS DEBENTURE | 5.0000 | 9/12/08 | 4.960 | 25,000,000.00 | 25,015,250.00 | 25,093,750.00 | 11/21/06 |
| 178873 | 304 | REG | 3133XEGJ8 | FHLS DEBENTURE | 5.0000 | 9/12/08 | 4.949 | 25,000,000.00 | 25,022,000.00 | 25,093,750.00 | 11/15/06 |
| 174169 | 304 | REG | 3133XDP84 | FHLS DEBENTURE | 4.6250 | 11/21/08 | 4.664 | 15,000,000.00 | 14,983,650.00 | 15,023,400.00 | 1/03/06 |
| 174140 | 304 | REG | 3133XDT76 | FHLS DEBENTURE | 4.7500 | 12/12/08 | 4.672 | 50,000,000.00 | 50,100,000.00 | 50,156,500.00 | 12/29/05 |
| 174162 | 304 | REG | 3133XDT76 | FHLS DEBENTURE | 4.7500 | 12/12/08 | 4.681 | 35,000,000.00 | 35,061,250.00 | 35,109,550.00 | 12/30/05 |
| 181829 | 301 | REG | 3133XLRX3 | FHLS DEBENTURE | 5.2500 | 1/16/09 | 5.137 | 25,000,000.00 | 25,039,250.00 | 25,211,000.00 | 7/25/07 |
| 181944 | 301 | REG | 3133XLRX3 | FHLS DEBENTURE | 5.2500 | 1/16/09 | 4.972 | 25,000,000.00 | 25,095,750.00 | 25,211,000.00 | 8/02/07 |
| 181236 | 301 | REG | 3133X16K4 | FHLS DEBENTURE | 5.4000 | 6/11/09 | 5.400 | 35,000,000.00 | 35,000,000.00 | 35,032,900.00 | 6/11/07 |
| 177579 | 304 | REG | 3133XFLG9 | FHLS DEBENTURE | 5.2500 | 6/12/09 | 5.343 | 50,000,000.00 | 49,868,500.00 | 50,640,500.00 | 7/21/06 |
| 181967 | 301 | REG | 3133XGQJ3 | FHLS DEBENTURE | 5.2500 | 8/05/09 | 4.857 | 20,000,000.00 | 20,148,000.00 | 20,293,800.00 | 8/06/07 |
| 182177 | 301 | REG | 3133XM5B3 | FHLS DEBENTURE | 5.0500 | 8/28/09 | 5.050 | 50,000,000.00 | 50,000,000.00 | 50,078,000.00 | 8/28/07 |
| 178725 | 304 | REG | 3133XGJ88 | FHLS DEBENTURE | 5.2500 | 9/11/09 | 4.855 | 25,000,000.00 | 25,256,750.00 | 25,390,750.00 | 11/03/06 |
| 178726 | 304 | REG | 3133IGV88 | FHLS DEBENTURE | 5.2500 | 9/11/09 | 4.859 | 25,000,000.00 | 25,256,000.00 | 25,390,750.00 | 11/03/06 |
| 179086 | 304 | REG | 3133XGYT5 | FHLS DEBENTURE | 5.0000 | 12/11/09 | 4.775 | 25,000,000.00 | 25,156,250.00 | 25,320,250.00 | 11/30/06 |
| 181030 | 301 | REG | 3133XKKW0 | FHLS DEBENTURE | 5.0300 | 5/21/10 | 5.030 | 25,000,000.00 | 25,000,000.00 | 25,179,750.00 | 5/21/07 |

PCN: INVS_MONTHEHD_INVENTORY
 SOURCE: VISUALQMD
 MODEL: INVENTORY
 BASIS: SETTLEMENT
 AS-OF: 10/31/07

RICHARD CORDRAY
 TREASURER, STATE OF OHIO

INVESTMENT INVENTORY
 SETTLED POSITIONS AS OF: 10/31/07

| INVT# | FUND | GROUP | CUSIP | DESCRIPTION | RATE | MATURITY | YIELD | PAR AMOUNT | BOOK-VALUE | US\$-MARKET | 1ST-PTR | |
|--------|------|-------|-----------|--------------------|--------|----------|-------|---------------|----------------|----------------|----------------|--|
| 181370 | 301 | REG | 3133X1H8 | FHLS DEBENTURE | 5.6000 | 9/27/10 | 5.600 | 25,000,000.00 | 25,000,000.00 | 25,039,000.00 | 6/27/07 | |
| 182023 | 301 | REG | 3133XR88 | FHLS DEBENTURE | 5.1250 | 9/29/10 | 4.960 | 15,000,000.00 | 15,070,230.68 | 15,281,250.00 | 8/08/07 | |
| 180822 | 301 | REG | 3133XKQ0 | FHLS DEBENTURE | 5.5000 | 11/16/10 | 5.503 | 10,000,000.00 | 9,999,000.00 | 10,003,100.00 | 5/16/07 | |
| 180823 | 301 | REG | 3133XKQ0 | FHLS DEBENTURE | 5.9000 | 11/16/10 | 5.500 | 10,000,000.00 | 10,000,000.00 | 10,003,100.00 | 5/16/07 | |
| 180924 | 301 | REG | 3133XKML5 | FHLS DEBENTURE | 5.1250 | 5/11/11 | 5.139 | 20,000,000.00 | 19,990,000.00 | 20,162,600.00 | 5/11/07 | |
| 180789 | 301 | REG | 3133XKQ4 | FHLS DEBENTURE | 5.1250 | 5/18/11 | 5.125 | 25,000,000.00 | 25,000,000.00 | 25,203,250.00 | 5/18/07 | |
| 182024 | 301 | REG | 3133X1H9 | FHLS DEBENTURE | 5.3750 | 6/10/11 | 5.011 | 25,000,000.00 | 25,312,500.00 | 25,734,500.00 | 8/08/07 | |
| 180783 | 301 | REG | 3133XHT5 | FHLS DEBENTURE | 5.2500 | 10/14/11 | 5.261 | 25,000,000.00 | 24,988,281.25 | 25,132,750.00 | 5/01/07 | |
| 182805 | 301 | REG | 3133XMMF5 | FHLS DEBENTURE | 5.0500 | 10/17/11 | 5.050 | 35,000,000.00 | 35,000,000.00 | 35,054,600.00 | 10/17/07 | |
| 180857 | 301 | REG | 3133XK99 | FHLS DEBENTURE | 5.0500 | 5/07/12 | 5.050 | 30,000,000.00 | 30,000,000.00 | 30,309,300.00 | 5/07/07 | |
| 180744 | 301 | REG | 3133XKPL3 | FHLS DEBENTURE | 5.5000 | 5/09/12 | 5.512 | 10,000,000.00 | 9,995,000.00 | 10,003,100.00 | 5/09/07 | |
| 180926 | 301 | REG | 3133XK06 | FHLS DEBENTURE | 5.0400 | 5/14/12 | 5.040 | 25,000,000.00 | 25,000,000.00 | 25,250,000.00 | 5/14/07 | |
| 181439 | 301 | REG | 3133X1KX8 | FHLS DEBENTURE | 5.8400 | 7/02/12 | 5.840 | 25,000,000.00 | 25,000,000.00 | 25,132,750.00 | 7/02/07 | |
| 182582 | 301 | REG | 3133XMG60 | FHLS DEBENTURE | 5.0800 | 10/02/12 | 5.080 | 25,000,000.00 | 25,000,000.00 | 25,148,500.00 | 10/02/07 | |
| | | | | | | | | | 830,000,000.00 | 831,333,661.93 | 835,599,250.00 | |
| 182952 | 300 | REG | 313384N5 | FHLS DISCOUNT NOTE | 4.5700 | 11/05/07 | 4.642 | 50,000,000.00 | 49,911,138.89 | 49,975,000.00 | 10/22/07 | |
| 182891 | 300 | REG | 313384P0 | FHLS DISCOUNT NOTE | 4.7000 | 11/14/07 | 4.783 | 25,000,000.00 | 24,908,611.11 | 24,960,000.00 | 10/17/07 | |
| 182892 | 300 | REG | 313384P0 | FHLS DISCOUNT NOTE | 4.7000 | 11/14/07 | 4.783 | 25,651,000.00 | 25,557,231.34 | 25,609,958.40 | 10/17/07 | |
| 182950 | 300 | REG | 313384P6 | FHLS DISCOUNT NOTE | 4.5920 | 11/16/07 | 4.672 | 19,222,000.00 | 19,153,347.56 | 19,187,400.40 | 10/19/07 | |
| 182951 | 300 | REG | 313384P6 | FHLS DISCOUNT NOTE | 4.5920 | 11/16/07 | 4.672 | 16,457,000.00 | 16,398,222.91 | 16,427,377.40 | 10/19/07 | |
| 182996 | 300 | REG | 313384PT0 | FHLS DISCOUNT NOTE | 4.4500 | 11/26/07 | 4.530 | 50,000,000.00 | 49,802,222.22 | 49,850,000.00 | 10/25/07 | |
| 182997 | 300 | REG | 313384PT0 | FHLS DISCOUNT NOTE | 4.4500 | 11/26/07 | 4.530 | 20,489,000.00 | 20,407,954.62 | 20,427,533.00 | 10/25/07 | |
| 182665 | 300 | REG | 313384PV5 | FHLS DISCOUNT NOTE | 4.5700 | 11/28/07 | 4.670 | 50,000,000.00 | 49,612,819.44 | 49,835,000.00 | 9/28/07 | |
| 182666 | 300 | REG | 313384PV5 | FHLS DISCOUNT NOTE | 4.5700 | 11/28/07 | 4.670 | 15,212,000.00 | 15,094,204.19 | 15,161,800.40 | 9/28/07 | |
| 182490 | 300 | REG | 313384Q2 | FHLS DISCOUNT NOTE | 4.7100 | 12/07/07 | 4.827 | 50,000,000.00 | 49,470,125.00 | 49,785,000.00 | 9/17/07 | |
| 182570 | 300 | REG | 313384Q2 | FHLS DISCOUNT NOTE | 4.5500 | 12/07/07 | 4.659 | 50,000,000.00 | 49,513,402.78 | 49,785,000.00 | 9/21/07 | |
| 182619 | 300 | REG | 313384Q1 | FHLS DISCOUNT NOTE | 4.5500 | 12/19/07 | 4.663 | 50,000,000.00 | 49,462,847.22 | 49,710,000.00 | 9/25/07 | |
| 182620 | 300 | REG | 313384Q1 | FHLS DISCOUNT NOTE | 4.5500 | 12/19/07 | 4.663 | 50,000,000.00 | 49,462,847.22 | 49,710,000.00 | 9/25/07 | |
| 182596 | 300 | REG | 313384Q6 | FHLS DISCOUNT NOTE | 4.5450 | 12/21/07 | 4.660 | 50,000,000.00 | 49,444,500.00 | 49,700,000.00 | 9/24/07 | |
| 182597 | 300 | REG | 313384Q6 | FHLS DISCOUNT NOTE | 4.5450 | 12/21/07 | 4.660 | 50,000,000.00 | 49,444,500.00 | 49,700,000.00 | 9/24/07 | |
| | | | | | | | | | 572,031,000.00 | 567,643,974.50 | 569,824,069.60 | |
| 178804 | 304 | REG | 31378AAC3 | FHLMC DEBENTURE | 5.1250 | 4/18/08 | 5.041 | 25,000,000.00 | 25,028,125.00 | 25,054,750.00 | 11/08/06 | |
| 181325 | 301 | REG | 3128X56G8 | FHLMC DEBENTURE | 5.3000 | 5/14/09 | 5.358 | 25,000,000.00 | 24,972,656.25 | 25,007,250.00 | 6/08/07 | |
| 179980 | 301 | REG | 3128X5C30 | FHLMC DEBENTURE | 5.3000 | 8/13/09 | 5.247 | 25,000,000.00 | 25,011,718.75 | 25,057,000.00 | 2/26/07 | |
| 179992 | 301 | REG | 3128X5K41 | FHLMC DEBENTURE | 5.2500 | 1/11/10 | 5.271 | 25,000,000.00 | 24,984,375.00 | 25,034,500.00 | 2/27/07 | |

FORM: INVS_MONTHEND_INVENTORY
 SOURCE: VISUALIQUED
 MODEL: INVENTORY
 BASIS: SETTLEMENT
 AS-OP: 10/31/07

RICHARD CORDRAY
 TREASURER, STATE OF OHIO

INVESTMENT INVENTORY
 SETTLED POSITIONS AS OF: 10/31/07

| INVS# | FUND | GROUP | CUSIP | DESCRIPTION | RATE | MATURITY | YIELD | PAR AMOUNT | BOOK VALUE | US\$-MARKET | 1ST-PDR |
|--------|------|-------|-----------|------------------------|--------|----------|-------|---------------|----------------|----------------|----------------|
| 180060 | 301 | REG | 3128X5C48 | FHLMC DEBENTURE | 5.3750 | 2/08/10 | 5.150 | 30,000,000.00 | 30,058,800.00 | 30,065,700.00 | 3/05/07 |
| 182025 | 301 | REG | 3137EAAP4 | FHLMC DEBENTURE | 4.8750 | 2/09/10 | 4.956 | 10,000,000.00 | 9,981,100.00 | 10,112,500.00 | 8/08/07 |
| 180925 | 301 | REG | 3128X55R5 | FHLMC DEBENTURE | 5.4500 | 5/14/10 | 5.356 | 25,000,000.00 | 25,007,812.50 | 25,007,500.00 | 5/14/07 |
| 181268 | 301 | REG | 3128X6DB9 | FHLMC DEBENTURE | 5.4050 | 6/18/10 | 5.405 | 25,000,000.00 | 25,000,000.00 | 25,026,250.00 | 6/18/07 |
| 181506 | 301 | REG | 3128X6FZ4 | FHLMC DEBENTURE | 5.4800 | 7/16/10 | 5.480 | 25,000,000.00 | 25,000,000.00 | 25,045,000.00 | 7/16/07 |
| 181371 | 301 | REG | 3128X6ER3 | FHLMC DEBENTURE | 5.6600 | 8/20/10 | 5.657 | 25,000,000.00 | 25,000,000.00 | 25,033,250.00 | 6/21/07 |
| 182263 | 301 | REG | 3128X61N4 | FHLMC DEBENTURE | 5.0500 | 9/10/10 | 5.050 | 50,000,000.00 | 50,000,000.00 | 50,167,000.00 | 9/10/07 |
| 178897 | 304 | REG | 3128X5FV4 | FHLMC DEBENTURE | 5.1250 | 11/24/10 | 5.160 | 50,000,000.00 | 49,937,500.00 | 50,263,500.00 | 11/24/06 |
| 181327 | 301 | REG | 3128X6DG8 | FHLMC DEBENTURE | 5.5300 | 12/14/10 | 5.530 | 25,000,000.00 | 25,000,000.00 | 25,028,500.00 | 6/14/07 |
| 180237 | 301 | REG | 3128X4N56 | FHLMC DEBENTURE | 5.2500 | 2/24/11 | 5.055 | 25,000,000.00 | 25,087,500.00 | 25,227,250.00 | 3/19/07 |
| 180183 | 301 | REG | 3128X51P1 | FHLMC DEBENTURE | 5.2500 | 10/06/11 | 5.140 | 50,000,000.00 | 50,080,000.00 | 50,295,000.00 | 3/14/07 |
| 180296 | 301 | REG | 3128X5W18 | FHLMC DEBENTURE | 5.3000 | 1/09/12 | 5.166 | 25,000,000.00 | 25,054,687.50 | 25,207,000.00 | 3/23/07 |
| 180448 | 301 | REG | 3128X5N61 | FHLMC DEBENTURE | 5.0000 | 3/26/12 | 4.999 | 25,000,000.00 | 25,000,000.00 | 25,239,250.00 | 4/10/07 |
| 182907 | 301 | REG | 3128X52N7 | FHLMC DEBENTURE | 5.2500 | 4/03/12 | 5.069 | 15,000,000.00 | 15,037,500.00 | 15,129,900.00 | 10/17/07 |
| 180447 | 301 | REG | 3128X53P3 | FHLMC DEBENTURE | 5.5000 | 4/10/12 | 5.500 | 50,000,000.00 | 50,000,000.00 | 50,094,500.00 | 4/10/07 |
| 180937 | 301 | REG | 3128X56F0 | FHLMC DEBENTURE | 5.2500 | 5/22/12 | 5.250 | 10,000,000.00 | 10,000,000.00 | 10,087,000.00 | 5/22/07 |
| 182670 | 301 | REG | 3128X6NK8 | FHLMC DEBENTURE | 5.0000 | 10/22/12 | 5.000 | 25,000,000.00 | 25,000,000.00 | 25,099,500.00 | 10/22/07 |
| | | | | | | | | | 590,000,000.00 | 590,241,775.00 | 592,282,100.00 |
| 182166 | 300 | REG | 313396FH0 | FHLMC DISCOUNT NOTE | 4.8500 | 11/16/07 | 4.976 | 32,866,000.00 | 32,476,355.31 | 32,806,841.20 | 8/20/07 |
| 182152 | 300 | REG | 313396FX5 | FHLMC DISCOUNT NOTE | 4.8500 | 11/30/07 | 4.988 | 50,000,000.00 | 49,292,708.33 | 49,825,000.00 | 8/17/07 |
| 182600 | 300 | REG | 313396QH6 | FHLMC DISCOUNT NOTE | 4.5300 | 12/07/07 | 4.636 | 50,000,000.00 | 49,534,416.67 | 49,785,000.00 | 9/24/07 |
| | | | | | | | | | 132,866,000.00 | 131,303,480.31 | 132,416,841.20 |
| 168782 | 301 | REG | 3128X3Z30 | FHLMC MEDIUM TERM NOTE | 4.1000 | 1/14/09 | 4.100 | 50,000,000.00 | 50,000,000.00 | 49,783,500.00 | 1/14/05 |
| 180196 | 301 | REG | 3128X5030 | FHLMC MEDIUM TERM NOTE | 5.0300 | 4/29/11 | 5.029 | 50,000,000.00 | 50,000,000.00 | 50,315,500.00 | 3/19/07 |
| 181029 | 301 | REG | 3128X5QW1 | FHLMC MEDIUM TERM NOTE | 5.2500 | 12/05/11 | 5.289 | 25,000,000.00 | 24,960,937.50 | 25,018,000.00 | 5/21/07 |
| 180211 | 301 | REG | 3128X5V47 | FHLMC MEDIUM TERM NOTE | 5.0500 | 12/23/11 | 5.048 | 50,000,000.00 | 50,000,000.00 | 50,276,000.00 | 3/23/07 |
| 182192 | 301 | REG | 3128X5V47 | FHLMC MEDIUM TERM NOTE | 5.0500 | 12/23/11 | 5.159 | 20,000,000.00 | 19,915,000.00 | 20,110,400.00 | 8/23/07 |
| | | | | | | | | | 195,000,000.00 | 194,875,937.50 | 195,503,400.00 |
| 178548 | 304 | REG | 31359MDU4 | FNMA DEBENTURE | 6.0000 | 5/15/08 | 5.100 | 50,000,000.00 | 50,669,500.00 | 50,359,500.00 | 10/19/06 |
| 178549 | 304 | REG | 31359MDU4 | FNMA DEBENTURE | 6.0000 | 5/15/08 | 5.100 | 25,000,000.00 | 25,334,750.00 | 25,179,750.00 | 10/19/06 |
| 179961 | 301 | REG | 3136F6GA7 | FNMA DEBENTURE | 5.2500 | 4/15/09 | 5.253 | 50,000,000.00 | 50,000,000.00 | 50,140,500.00 | 3/07/07 |
| 179962 | 301 | REG | 3136F6GB5 | FNMA DEBENTURE | 5.2500 | 5/15/09 | 5.254 | 50,000,000.00 | 50,000,000.00 | 50,140,500.00 | 3/07/07 |
| 178814 | 304 | REG | 31359MZA0 | FNMA DEBENTURE | 5.2000 | 11/20/09 | 5.201 | 25,000,000.00 | 24,999,000.00 | 25,093,750.00 | 11/20/06 |

PGM: INVS_MONTHEHD_INVENTORY
 SOURCE: VISUALQED
 MODEL: INVENTORY
 BASIS: SETTLEMENT
 AS-OF: 10/31/07

RICHARD CORDRAY
 TREASURER, STATE OF OHIO

INVESTMENT INVENTORY
 SETTLED POSITIONS AS OF: 10/31/07

| INVT# | FUND | GROUP | CUSIP | DESCRIPTION | RATE | MATURITY | YIELD | PAR AMOUNT | BOOK VALUE | US\$-MARKET | 1ST-PUR |
|--------|------|-------|-----------|-----------------------|--------|----------|-------|---------------|------------------|------------------|------------------|
| 178815 | 304 | REG | 31359M2A0 | FNMA DEBENTURE | 5.2000 | 11/20/09 | 5.200 | 25,000,000.00 | 25,000,000.00 | 25,093,750.00 | 11/20/06 |
| 178816 | 304 | REG | 31359M2A0 | FNMA DEBENTURE | 5.2000 | 11/20/09 | 5.200 | 25,000,000.00 | 25,000,000.00 | 25,093,750.00 | 11/20/06 |
| 178838 | 304 | REG | 31359M2A0 | FNMA DEBENTURE | 5.2000 | 11/20/09 | 5.200 | 25,000,000.00 | 25,000,000.00 | 25,093,750.00 | 11/20/06 |
| 180446 | 301 | REG | 31359M2U6 | FNMA DEBENTURE | 5.2500 | 12/28/09 | 5.259 | 25,000,000.00 | 24,992,187.50 | 25,031,250.00 | 4/05/07 |
| 179324 | 304 | REG | 31359M2U6 | FNMA DEBENTURE | 5.2500 | 12/28/09 | 5.250 | 30,000,000.00 | 30,000,000.00 | 30,037,500.00 | 12/28/06 |
| 180038 | 301 | REG | 3136F8G4 | FNMA DEBENTURE | 5.0500 | 12/30/09 | 5.053 | 20,000,000.00 | 20,000,000.00 | 20,062,600.00 | 3/08/07 |
| 181267 | 301 | REG | 31359M5C3 | FNMA DEBENTURE | 5.3750 | 2/12/10 | 5.412 | 10,000,000.00 | 9,990,000.00 | 10,021,900.00 | 6/06/07 |
| 180093 | 301 | REG | 31359M5N9 | FNMA DEBENTURE | 5.3000 | 2/26/10 | 5.181 | 30,000,000.00 | 30,032,812.50 | 30,065,700.00 | 3/07/07 |
| 180555 | 301 | REG | 31359M6B4 | FNMA DEBENTURE | 5.2000 | 3/26/10 | 5.251 | 25,000,000.00 | 24,964,843.75 | 25,078,250.00 | 4/16/07 |
| 180130 | 301 | REG | 3136F8G3 | FNMA DEBENTURE | 5.1250 | 4/01/10 | 5.126 | 50,000,000.00 | 50,000,000.00 | 50,109,500.00 | 3/12/07 |
| 180481 | 301 | REG | 3136F8J85 | FNMA DEBENTURE | 5.3500 | 4/12/10 | 5.350 | 25,000,000.00 | 25,000,000.00 | 25,039,000.00 | 4/12/07 |
| 181504 | 301 | REG | 31359M7T4 | FNMA DEBENTURE | 5.3000 | 4/16/10 | 5.375 | 10,000,000.00 | 9,980,000.00 | 10,031,300.00 | 6/29/07 |
| 180129 | 301 | REG | 3136F8H8 | FNMA DEBENTURE | 5.0800 | 6/18/10 | 5.077 | 25,000,000.00 | 25,000,000.00 | 25,062,500.00 | 3/16/07 |
| 182656 | 301 | REG | 3136F8T6 | FNMA DEBENTURE | 4.8750 | 10/01/10 | 4.875 | 35,000,000.00 | 35,000,000.00 | 35,043,750.00 | 10/01/07 |
| 180024 | 301 | REG | 3136F8H2 | FNMA DEBENTURE | 5.2100 | 3/14/11 | 5.210 | 50,000,000.00 | 50,000,000.00 | 50,125,000.00 | 3/14/07 |
| 180335 | 301 | REG | 3136F8JZ9 | FNMA DEBENTURE | 5.0000 | 5/27/11 | 4.998 | 50,000,000.00 | 50,000,000.00 | 50,281,500.00 | 4/03/07 |
| 180811 | 301 | REG | 3136F8JZ9 | FNMA DEBENTURE | 5.0000 | 5/27/11 | 5.106 | 25,000,000.00 | 24,902,343.75 | 25,140,750.00 | 5/02/07 |
| 180942 | 301 | REG | 3136F8M4 | FNMA DEBENTURE | 5.1100 | 6/03/11 | 5.110 | 25,000,000.00 | 25,000,000.00 | 25,218,750.00 | 5/23/07 |
| 180746 | 301 | REG | 3136F8L0 | FNMA DEBENTURE | 5.3750 | 7/01/11 | 5.375 | 25,000,000.00 | 25,000,000.00 | 25,054,750.00 | 5/03/07 |
| 180697 | 301 | REG | 3136F8L5 | FNMA DEBENTURE | 5.2200 | 8/03/11 | 5.222 | 25,000,000.00 | 25,000,000.00 | 25,117,250.00 | 4/25/07 |
| 180871 | 301 | REG | 3136F8M4 | FNMA DEBENTURE | 5.1400 | 8/18/11 | 5.138 | 25,000,000.00 | 25,000,000.00 | 25,211,000.00 | 5/18/07 |
| 182307 | 301 | REG | 3136F8G1 | FNMA DEBENTURE | 5.0700 | 9/14/11 | 5.070 | 50,000,000.00 | 50,000,000.00 | 50,219,000.00 | 9/14/07 |
| 182431 | 301 | REG | 3136F8S6 | FNMA DEBENTURE | 5.0100 | 9/19/11 | 5.010 | 50,000,000.00 | 50,000,000.00 | 50,140,500.00 | 9/19/07 |
| 180267 | 301 | REG | 31359M3Y7 | FNMA DEBENTURE | 5.2500 | 1/12/12 | 5.209 | 25,000,000.00 | 25,015,625.00 | 25,156,250.00 | 3/21/07 |
| 180025 | 301 | REG | 3136F8J8 | FNMA DEBENTURE | 5.2700 | 3/12/12 | 5.270 | 50,000,000.00 | 50,000,000.00 | 50,125,000.00 | 3/12/07 |
| 182191 | 301 | REG | 3136F8Z0 | FNMA DEBENTURE | 5.1500 | 8/27/12 | 5.150 | 25,000,000.00 | 25,000,000.00 | 25,328,250.00 | 8/27/07 |
| 182360 | 301 | REG | 3136F8J5 | FNMA DEBENTURE | 5.1000 | 9/10/12 | 5.100 | 50,000,000.00 | 50,000,000.00 | 49,750,000.00 | 9/10/07 |
| 182377 | 301 | REG | 3136F8S0 | FNMA DEBENTURE | 5.2800 | 9/17/12 | 5.280 | 50,000,000.00 | 50,000,000.00 | 50,094,000.00 | 9/17/07 |
| ----- | | | | | | | | | | | |
| 182936 | 300 | REG | 313588Q2 | FNMA DISCOUNT NOTE | 4.5900 | 12/05/07 | 4.682 | 15,756,000.00 | 15,659,573.28 | 15,691,400.40 | 10/18/07 |
| 182461 | 300 | REG | 313588Q4 | FNMA DISCOUNT NOTE | 4.7000 | 12/12/07 | 4.822 | 50,000,000.00 | 49,412,500.00 | 49,755,000.00 | 9/13/07 |
| ----- | | | | | | | | | | | |
| 168383 | 301 | REG | 31359M99 | FNMA MEDIUM TERM NOTE | 3.6500 | 11/30/07 | 3.650 | 50,000,000.00 | 50,000,000.00 | 49,953,000.00 | 11/30/04 |
| ----- | | | | | | | | | | | |
| | | | | | | | | | 50,000,000.00 | 50,000,000.00 | 49,953,000.00 |
| ----- | | | | | | | | | | | |
| | | | | | | | | | 65,756,000.00 | 65,072,073.28 | 65,446,400.40 |
| ----- | | | | | | | | | | | |
| | | | | | | | | | 1,085,000,000.00 | 1,085,881,062.50 | 1,088,740,500.00 |

PCN: INVS_MONTHEND_INVENTORY
 SOURCE: VisualQED
 MODEL: INVENTORY
 BASIS: SETTLEMENT
 AS-OF: 10/31/07

RICHARD CORDRAY
 TREASURER, STATE OF OHIO

INVESTMENT INVENTORY
 SETTLED POSITIONS AS OF: 10/31/07

| INVEST# | FUND | GROUP | CUSIP | DESCRIPTION | RATE | MATURITY | YIELD | PAR AMOUNT | BOOK-VALUE | US\$-MARKET | IST-PUR |
|---------|------|-------|-----------|----------------------------------|--------|----------|-------|----------------|----------------|----------------|----------|
| 180912 | 301 | REG | 46513E2Q4 | ISRAEL BOND | 5.0800 | 5/01/08 | 5.080 | 10,000,000.00 | 10,000,000.00 | 10,000,000.00 | 5/08/07 |
| 176609 | 304 | REG | 46513E2P7 | ISRAEL BOND | 5.2500 | 5/01/08 | 5.249 | 5,000,000.00 | 5,000,000.00 | 5,000,000.00 | 5/15/06 |
| 181324 | 301 | REG | 46513E2U5 | ISRAEL BOND | 5.1100 | 6/01/08 | 5.110 | 10,000,000.00 | 10,000,000.00 | 10,000,000.00 | 6/08/07 |
| 182654 | 301 | REG | 46513F8A6 | ISRAEL BOND | 4.1100 | 9/01/09 | 4.109 | 5,000,000.00 | 5,000,000.00 | 5,000,000.00 | 9/15/07 |
| 146898 | 300 | REG | 316175108 | FIDELITY US GOVERNMENT FUND #57 | 4.8300 | | | 96,636,575.58 | 96,636,575.58 | 96,636,575.58 | 2/07/01 |
| 164058 | 304 | REG | 316175108 | FIDELITY US GOVERNMENT FUND #57 | 4.8300 | | | 64,036,936.76 | 64,036,936.76 | 64,036,936.76 | 12/23/03 |
| 147249 | 300 | REG | 316175504 | FIDELITY TREASURY FUND #695 | 4.5300 | | | 1,220,704.34 | 1,220,704.34 | 1,220,704.34 | 2/28/01 |
| 170509 | 300 | REG | 4812C0670 | JP MORGAN US GOVT MKMT #3164 | 4.8200 | | | 95,479,830.78 | 95,479,830.78 | 95,479,830.78 | 3/31/05 |
| 180005 | 301 | REG | 4812C0670 | JP MORGAN US GOVT MKMT #3164 | 4.8200 | | | 19,694,576.92 | 19,694,576.92 | 19,694,576.92 | 2/28/07 |
| 170510 | 300 | REG | 4812C2734 | JP MORGAN US TSY FLOB MKMT #3163 | 4.4600 | | | 2,001,977.79 | 2,001,977.79 | 2,001,977.79 | 3/31/05 |
| 166020 | 300 | REG | 825252406 | AIM SHORT TERM INVEST TRUST-TSY | 4.5100 | | | 1,187,933.37 | 1,187,933.37 | 1,187,933.37 | 5/14/04 |
| 181771 | 300 | REG | 926464520 | VICTORY FEDERAL MKMT FUND | 4.5800 | | | 280,258,535.54 | 280,258,535.54 | 280,258,535.54 | 7/19/07 |
| 177934 | 299 | REG | 200640852 | STATE & LOCAL GOVT SEC - DEM DEP | 3.1000 | | | 46,227,937.26 | 46,227,937.26 | 46,227,937.26 | 8/24/06 |
| 178801 | 298 | REG | 200654234 | STATE & LOCAL GOVT SEC - DEM DEP | 3.1000 | | | 13,108,765.28 | 13,108,765.28 | 13,108,765.28 | 11/16/06 |
| 178938 | 297 | REG | 200658169 | STATE & LOCAL GOVT SEC - DEM DEP | 3.1000 | | | 29,076,964.06 | 29,076,964.06 | 29,076,964.06 | 12/05/06 |
| 154433 | 300 | REG | STAR30012 | STAR OHIO 10010 | 4.8200 | | | 88,413,666.60 | 88,413,666.60 | 88,413,666.60 | 3/28/02 |
| 182202 | 301 | REG | STAR30129 | STAR OHIO 70933 | 4.8200 | | | 51,388,133.40 | 51,388,133.40 | 51,388,133.40 | 8/23/07 |
| 174457 | 304 | REG | STAR30418 | STAR OHIO 63942 | 4.8200 | | | 10,191,107.09 | 10,191,107.09 | 10,191,107.09 | 1/26/06 |
| 180059 | 304 | REG | 912828E29 | US TREASURY NOTE | 4.6250 | 3/31/08 | 4.773 | 25,000,000.00 | 24,960,937.50 | 25,052,750.00 | 3/05/07 |
| 180075 | 304 | REG | 912828E29 | US TREASURY NOTE | 4.6250 | 3/31/08 | 4.758 | 25,000,000.00 | 24,964,843.75 | 25,052,750.00 | 3/06/07 |
| 182108 | 304 | REG | 912828F00 | US TREASURY NOTE | 4.8750 | 5/31/08 | 4.653 | 30,000,000.00 | 30,049,218.75 | 30,117,300.00 | 8/15/07 |

PGM: INVS_MONTHEND_INVENTORY
 SOURCE: VISUALQED
 MODEL: INVENTORY
 BASIS: SETTLEMENT
 AS-OF: 10/31/07

RICHARD CORDRAY
 TREASURER, STATE OF OHIO

INVESTMENT INVENTORY
 SETTLED POSITIONS AS OF: 10/31/07

| INVT# | FUND | GROUP | CUSIP | DESCRIPTION | RATE | MATURITY | YIELD | PAR | AMOUNT | BOOK-VALUE | US\$-MARKET | 1ST-PRR |
|--------|------|-------|-----------|------------------|--------|----------|-------|---------------|---------------|----------------|----------------|----------------|
| 182262 | 304 | REG | 912828FG0 | US TREASURY NOTE | 4.8750 | 5/31/08 | 4.302 | 25,000,000.00 | 25,103,515.63 | 25,097,750.00 | 8/29/07 | |
| 181712 | 304 | REG | 912828FM7 | US TREASURY NOTE | 5.0000 | 7/31/08 | 5.013 | 10,000,000.00 | 9,998,437.50 | 10,060,900.00 | 7/13/07 | |
| 182400 | 304 | REG | 912828FC0 | US TREASURY NOTE | 4.1250 | 8/15/08 | 4.148 | 25,000,000.00 | 24,994,140.62 | 24,990,250.00 | 9/10/07 | |
| 178119 | 304 | REG | 912828FR6 | US TREASURY NOTE | 4.8750 | 8/31/08 | 4.790 | 25,000,000.00 | 25,039,062.50 | 25,140,750.00 | 9/11/06 | |
| 181715 | 304 | REG | 912828FT2 | US TREASURY NOTE | 4.6250 | 9/30/08 | 4.961 | 5,000,000.00 | 4,980,078.12 | 5,023,050.00 | 7/13/07 | |
| 181716 | 304 | REG | 912828FT2 | US TREASURY NOTE | 4.6250 | 9/30/08 | 4.937 | 10,000,000.00 | 9,962,890.62 | 10,046,100.00 | 7/13/07 | |
| 181713 | 304 | REG | 912828FV7 | US TREASURY NOTE | 4.8750 | 10/31/08 | 4.970 | 5,000,000.00 | 4,993,750.00 | 5,039,050.00 | 7/13/07 | |
| 181714 | 304 | REG | 912828FV7 | US TREASURY NOTE | 4.8750 | 10/31/08 | 4.945 | 10,000,000.00 | 9,990,625.00 | 10,078,100.00 | 7/13/07 | |
| 182128 | 304 | REG | 9128274V1 | US TREASURY NOTE | 4.7500 | 11/15/08 | 4.445 | 25,000,000.00 | 25,089,843.75 | 25,177,750.00 | 8/16/07 | |
| 174476 | 304 | REG | 912828EL0 | US TREASURY NOTE | 4.3750 | 11/15/08 | 4.460 | 50,000,000.00 | 49,886,718.75 | 50,168,000.00 | 1/30/06 | |
| 181901 | 304 | REG | 912828E00 | US TREASURY NOTE | 4.7500 | 11/15/08 | 4.463 | 50,000,000.00 | 49,882,812.50 | 50,168,000.00 | 2/01/06 | |
| 181955 | 304 | REG | 912828GB0 | US TREASURY NOTE | 4.7500 | 12/31/08 | 4.638 | 25,000,000.00 | 25,037,109.37 | 25,207,000.00 | 7/30/07 | |
| 181037 | 304 | REG | 912828EV8 | US TREASURY NOTE | 4.7500 | 12/31/08 | 4.706 | 25,000,000.00 | 25,013,671.87 | 25,207,000.00 | 8/03/07 | |
| 182062 | 304 | REG | 912828EV8 | US TREASURY NOTE | 4.5000 | 2/15/09 | 4.800 | 25,000,000.00 | 24,874,023.45 | 25,154,250.00 | 5/18/07 | |
| 181088 | 304 | REG | 912828GJ3 | US TREASURY NOTE | 4.5000 | 2/15/09 | 4.629 | 25,000,000.00 | 24,953,125.00 | 25,154,250.00 | 8/10/07 | |
| 181108 | 304 | REG | 912828GJ3 | US TREASURY NOTE | 4.7500 | 2/28/09 | 4.839 | 25,000,000.00 | 24,960,937.50 | 25,242,250.00 | 5/22/07 | |
| 165109 | 304 | REG | 912828CC2 | US TREASURY NOTE | 4.7500 | 2/28/09 | 4.848 | 10,000,000.00 | 9,982,812.50 | 10,096,900.00 | 5/23/07 | |
| 180479 | 304 | REG | 912828GL8 | US TREASURY NOTE | 2.6250 | 3/15/09 | 2.695 | 50,000,000.00 | 49,837,500.00 | 49,101,500.00 | 3/15/04 | |
| 180751 | 304 | REG | 912828GL8 | US TREASURY NOTE | 4.5000 | 3/31/09 | 4.608 | 25,000,000.00 | 24,937,500.00 | 25,173,750.00 | 4/09/07 | |
| 180984 | 304 | REG | 912828GL8 | US TREASURY NOTE | 4.5000 | 3/31/09 | 4.635 | 10,000,000.00 | 24,937,500.00 | 25,173,750.00 | 4/27/07 | |
| 181642 | 304 | REG | 912828GL8 | US TREASURY NOTE | 4.5000 | 3/31/09 | 4.730 | 25,000,000.00 | 24,896,484.37 | 25,173,750.00 | 5/15/07 | |
| 181643 | 304 | REG | 912828GL8 | US TREASURY NOTE | 4.5000 | 3/31/09 | 5.007 | 5,000,000.00 | 4,958,203.12 | 5,034,750.00 | 7/09/07 | |
| 181645 | 304 | REG | 912828GL8 | US TREASURY NOTE | 4.5000 | 3/31/09 | 5.000 | 10,000,000.00 | 9,917,578.13 | 10,069,500.00 | 7/09/07 | |
| 181977 | 304 | REG | 912828GL8 | US TREASURY NOTE | 4.5000 | 3/31/09 | 5.000 | 5,000,000.00 | 4,958,800.00 | 5,034,750.00 | 7/09/07 | |
| 181046 | 304 | REG | 912828GP9 | US TREASURY NOTE | 4.5000 | 3/31/09 | 4.513 | 45,000,000.00 | 44,988,750.00 | 45,312,750.00 | 8/07/07 | |
| 182469 | 304 | REG | 912828HB9 | US TREASURY NOTE | 4.5000 | 4/30/09 | 4.770 | 10,000,000.00 | 9,950,000.00 | 10,078,900.00 | 5/18/07 | |
| 182470 | 304 | REG | 912828HB9 | US TREASURY NOTE | 4.0000 | 8/31/09 | 4.008 | 20,000,000.00 | 19,996,875.00 | 20,014,000.00 | 9/14/07 | |
| 180287 | 304 | REG | 912828HB9 | US TREASURY NOTE | 4.6250 | 11/15/09 | 4.496 | 10,000,000.00 | 10,031,250.00 | 10,135,900.00 | 3/23/07 | |
| 181101 | 304 | REG | 912828FX3 | US TREASURY NOTE | 4.6250 | 11/15/09 | 4.773 | 10,000,000.00 | 9,965,625.00 | 10,135,900.00 | 5/23/07 | |
| 181129 | 304 | REG | 912828GG9 | US TREASURY NOTE | 4.7500 | 2/15/10 | 4.817 | 10,000,000.00 | 9,982,421.88 | 10,174,200.00 | 5/24/07 | |
| 182784 | 304 | REG | 912828DR8 | US TREASURY NOTE | 4.0000 | 4/15/10 | 4.045 | 25,000,000.00 | 24,972,656.25 | 25,039,000.00 | 10/04/07 | |
| 180288 | 304 | REG | 912828ED8 | US TREASURY NOTE | 4.1250 | 8/15/10 | 4.446 | 25,000,000.00 | 24,748,046.87 | 25,121,000.00 | 3/23/07 | |
| 182808 | 304 | REG | 912828EQ9 | US TREASURY NOTE | 4.3750 | 12/15/10 | 4.151 | 25,000,000.00 | 25,164,062.50 | 25,293,000.00 | 10/09/07 | |
| 182853 | 304 | REG | 912828ES5 | US TREASURY NOTE | 4.2500 | 1/15/11 | 4.248 | 10,000,000.00 | 10,000,000.00 | 10,078,100.00 | 10/12/07 | |
| 182855 | 304 | REG | 912828ES5 | US TREASURY NOTE | 4.2500 | 1/15/11 | 4.251 | 15,000,000.00 | 14,998,828.13 | 15,117,150.00 | 10/12/07 | |
| 182688 | 304 | REG | 912828EH3 | US TREASURY NOTE | 4.2500 | 9/30/12 | 4.241 | 15,000,000.00 | 15,005,859.38 | 15,063,300.00 | 10/03/07 | |
| 182689 | 304 | REG | 912828EH3 | US TREASURY NOTE | 4.2500 | 9/30/12 | 4.243 | 10,000,000.00 | 10,003,125.00 | 10,042,200.00 | 10/03/07 | |
| 182797 | 304 | REG | 912828EH3 | US TREASURY NOTE | 4.2500 | 9/30/12 | 4.245 | 25,000,000.00 | 25,005,859.37 | 25,105,500.00 | 10/05/07 | |
| | | | | | | | | | | 860,000,000.00 | 859,014,542.18 | 863,656,550.00 |

PGM: INVE MONTHEND_INVENTORY
 SOURCE: VISUALQED
 MODEL: INVENTORY
 BASIS: SETTLEMENT
 AS-OF: 10/31/07

RICHARD CORDRAY
 TREASURER, STATE OF OHIO

INVESTMENT INVENTORY
 SETTLED POSITIONS AS OF: 10/31/07

| INVST# | FUND | GROUP | CUSIP | DESCRIPTION | RATE | MATURITY | YIELD | PAR AMOUNT | BOOK VALUE | US\$-MARKET | 1BT-PUR |
|--------|------|-------|-----------|-----------------------------------|--------|----------|-------|------------|------------|-------------|----------|
| 173586 | 303 | REG | LD0600220 | SECURITY NATIONAL BANK & TRUST | 1.7500 | 11/02/07 | 1.750 | 38,787.85 | 38,787.85 | 38,787.85 | 11/02/05 |
| 173815 | 303 | REG | LD0600246 | UNITED BANK N.A. | 1.7500 | 11/28/07 | 1.750 | 26,093.27 | 26,093.27 | 26,093.27 | 11/28/05 |
| 173874 | 303 | REG | LD0600253 | SIGNATURE BANK, N.A. | 1.7500 | 12/05/07 | 1.750 | 126,514.82 | 126,514.82 | 126,514.82 | 12/05/05 |
| 173920 | 303 | REG | LD0600261 | FIFTH THIRD BANK | 1.7500 | 12/07/07 | 1.750 | 62,124.66 | 62,124.66 | 62,124.66 | 12/07/05 |
| 173990 | 303 | REG | LD0600279 | FIRST FINANCIAL BANK, NA | 1.7500 | 12/13/07 | 1.750 | 112,253.53 | 112,253.53 | 112,253.53 | 12/13/05 |
| 174006 | 303 | REG | LD0600287 | FIRST NATIONAL BANK, OERVILLE | 1.7500 | 12/14/07 | 1.750 | 50,553.22 | 50,553.22 | 50,553.22 | 12/14/05 |
| 174202 | 303 | REG | LD0600295 | FIRST CITIZENS NATIONAL BANK | 1.7500 | 1/04/08 | 1.750 | 140,881.11 | 140,881.11 | 140,881.11 | 1/04/06 |
| 174339 | 303 | REG | LD0600303 | RICHLAND TRUST COMPANY | 1.7500 | 1/11/08 | 1.750 | 232,702.59 | 232,702.59 | 232,702.59 | 1/13/06 |
| 174340 | 303 | REG | LD0600311 | CITIZENS SAVINGS BANK | 1.7500 | 1/11/08 | 1.750 | 81,388.28 | 81,388.28 | 81,388.28 | 1/13/06 |
| 174341 | 303 | REG | LD0600329 | FIFTH THIRD BANK | 1.7500 | 1/11/08 | 1.750 | 179,166.78 | 179,166.78 | 179,166.78 | 1/13/06 |
| 174367 | 303 | REG | LD0600337 | FIFTH THIRD BANK | 1.7500 | 1/18/08 | 1.750 | 143,521.34 | 143,521.34 | 143,521.34 | 1/18/06 |
| 174382 | 303 | REG | LD0600345 | HUNTINGTON NATIONAL BANK, NA | 1.7500 | 1/18/08 | 1.750 | 250,000.00 | 250,000.00 | 250,000.00 | 1/19/06 |
| 174449 | 303 | REG | LD0600352 | CITIZENS SAVINGS BANK | 1.7500 | 1/25/08 | 1.750 | 190,124.72 | 190,124.72 | 190,124.72 | 1/26/06 |
| 174450 | 303 | REG | LD0600360 | CITIZENS SAVINGS BANK | 1.7500 | 1/25/08 | 1.750 | 187,727.75 | 187,727.75 | 187,727.75 | 1/26/06 |
| 174666 | 303 | REG | LD0600378 | UNION BANK COMPANY | 1.7500 | 2/08/08 | 1.750 | 138,858.07 | 138,858.07 | 138,858.07 | 2/10/06 |
| 174702 | 303 | REG | LD0600386 | CITIZENS BANK COMPANY | 1.7500 | 2/13/08 | 1.750 | 100,000.00 | 100,000.00 | 100,000.00 | 2/13/06 |
| 174704 | 303 | REG | LD0600394 | AMERICAN SAVINGS BANK, FSB | 1.7500 | 2/14/08 | 1.750 | 41,799.23 | 41,799.23 | 41,799.23 | 2/14/06 |
| 174723 | 303 | REG | LD0600410 | SIGNATURE BANK, N.A. | 1.7500 | 2/15/08 | 1.750 | 218,069.71 | 218,069.71 | 218,069.71 | 2/15/06 |
| 174794 | 303 | REG | LD0600428 | CROGHAN COLONIAL BANK | 1.7500 | 2/22/08 | 1.750 | 81,888.19 | 81,888.19 | 81,888.19 | 2/22/06 |
| 174803 | 303 | REG | LD0600444 | COMMERCE NATIONAL BANK | 1.7500 | 2/22/08 | 1.750 | 37,793.26 | 37,793.26 | 37,793.26 | 2/22/06 |
| 174855 | 303 | REG | LD0600451 | FIRST FEDERAL BANK OF THE MIDWEST | 1.7500 | 2/29/08 | 1.750 | 250,000.00 | 250,000.00 | 250,000.00 | 3/01/06 |
| 174988 | 303 | REG | LD0600477 | HUNTINGTON NATIONAL BANK, NA | 1.7500 | 3/07/08 | 1.750 | 82,884.04 | 82,884.04 | 82,884.04 | 3/08/06 |
| 174989 | 303 | REG | LD0600485 | CITIZENS BANK COMPANY | 1.7500 | 3/07/08 | 1.750 | 110,000.00 | 110,000.00 | 110,000.00 | 3/08/06 |
| 175044 | 303 | REG | LD0600493 | HUNTINGTON NATIONAL BANK, NA | 1.7500 | 3/14/08 | 1.750 | 88,154.85 | 88,154.85 | 88,154.85 | 3/15/06 |
| 175067 | 303 | REG | LD0600501 | HUNTINGTON NATIONAL BANK, NA | 1.7500 | 3/14/08 | 1.750 | 125,000.00 | 125,000.00 | 125,000.00 | 3/16/06 |
| 175094 | 303 | REG | LD0600519 | NATIONAL CITY BANK | 1.7500 | 3/17/08 | 1.750 | 250,000.00 | 250,000.00 | 250,000.00 | 3/17/06 |
| 175137 | 303 | REG | LD0600527 | COMMERCE NATIONAL BANK | 1.7500 | 3/21/08 | 1.750 | 184,806.77 | 184,806.77 | 184,806.77 | 3/22/06 |
| 175166 | 303 | REG | LD0600535 | FARMERS & MERCHANTS STATE BANK | 1.7500 | 3/27/08 | 1.750 | 167,931.37 | 167,931.37 | 167,931.37 | 3/27/06 |
| 175211 | 303 | REG | LD0600543 | SUTTON BANK | 1.7500 | 3/28/08 | 1.750 | 100,000.00 | 100,000.00 | 100,000.00 | 3/29/06 |
| 175233 | 303 | REG | LD0600550 | PEOPLES SAVINGS BANK | 1.7500 | 3/31/08 | 1.743 | 124,808.09 | 124,808.09 | 124,808.09 | 3/31/06 |
| 175267 | 303 | REG | LD0600568 | MINSTER BANK | 1.7500 | 4/04/08 | 1.750 | 74,194.71 | 74,194.71 | 74,194.71 | 4/04/06 |
| 175324 | 303 | REG | LD0600576 | CITIZENS SAVINGS BANK | 1.7500 | 4/04/08 | 1.750 | 23,478.45 | 23,478.45 | 23,478.45 | 4/06/06 |
| 176074 | 303 | REG | LD0600584 | PARK NATIONAL BANK | 1.7500 | 4/18/08 | 1.750 | 18,450.49 | 18,450.49 | 18,450.49 | 4/18/06 |
| 176224 | 303 | REG | LD0600592 | DELAWARE COUNTY BANK & TRUST CO. | 1.7500 | 4/24/08 | 1.750 | 29,372.74 | 29,372.74 | 29,372.74 | 4/24/06 |
| 176225 | 303 | REG | LD0600600 | FARMERS & MERCHANTS STATE BANK | 1.7500 | 4/24/08 | 1.750 | 250,000.00 | 250,000.00 | 250,000.00 | 4/24/06 |
| 176249 | 303 | REG | LD0600618 | PARK NATIONAL BANK | 1.7500 | 4/25/08 | 1.750 | 75,630.23 | 75,630.23 | 75,630.23 | 4/25/06 |
| 176377 | 303 | REG | LD0600634 | HUNTINGTON NATIONAL BANK, NA | 1.7500 | 4/28/08 | 1.750 | 116,622.50 | 116,622.50 | 116,622.50 | 4/28/06 |
| 176575 | 303 | REG | LD0600642 | FIRST CITIZENS NATIONAL BANK | 1.7500 | 5/09/08 | 1.750 | 189,458.30 | 189,458.30 | 189,458.30 | 5/10/06 |
| 176578 | 303 | REG | LD0600659 | REPUBLIC BANKING COMPANY | 1.7500 | 5/09/08 | 1.750 | 71,597.62 | 71,597.62 | 71,597.62 | 5/10/06 |

FROM: INVS_MONTHEND_INVENTORY
 SOURCE: VISUALQED
 MODEL: INVENTORY
 BASIS: SETTLEMENT
 AS-OF: 10/31/07

RICHARD CORDRAY
 TREASURER, STATE OF OHIO

INVENTORY INVENTORY
 SETTLED POSITIONS AS OF: 10/31/07

| INVT# | FUND | GROUP | CUSIP | DESCRIPTION | RATE | MATURITY | YIELD | PAR | AMOUNT | BOOK-VALUE | US\$-MARKET | 1ST-PUR |
|--------|------|-------|-----------|-----------------------------------|--------|----------|-------|------------|------------|------------|-------------|---------|
| 176594 | 303 | REG | LD0600667 | FIRST CITIZENS NATIONAL BANK | 1.7500 | 5/09/08 | 1.750 | 9,381.07 | 9,381.07 | 9,381.07 | 9,381.07 | 5/11/06 |
| 176599 | 303 | REG | LD0600675 | CITIZENS SAVINGS BANK | 1.7500 | 5/12/08 | 1.750 | 63,971.06 | 63,971.06 | 63,971.06 | 63,971.06 | 5/12/06 |
| 176600 | 303 | REG | LD0600683 | OSGOOD STATE BANK | 1.7500 | 5/12/08 | 1.750 | 51,945.80 | 51,945.80 | 51,945.80 | 51,945.80 | 5/12/06 |
| 176604 | 303 | REG | LD0600691 | COMMERCE NATIONAL BANK | 1.7500 | 5/12/08 | 1.750 | 66,535.64 | 66,535.64 | 66,535.64 | 66,535.64 | 5/12/06 |
| 176616 | 303 | REG | LD0600709 | CITIZENS SAVINGS BANK | 1.7500 | 5/15/08 | 1.750 | 148,411.49 | 148,411.49 | 148,411.49 | 148,411.49 | 5/15/06 |
| 181010 | 303 | REG | LD0701002 | FARMERS & MERCHANTS STATE BANK | 1.7500 | 5/15/08 | 1.750 | 106,590.03 | 106,590.03 | 106,590.03 | 106,590.03 | 5/16/07 |
| 181014 | 303 | REG | LD0701010 | OSGOOD STATE BANK | 1.7500 | 5/15/08 | 1.750 | 152,000.00 | 152,000.00 | 152,000.00 | 152,000.00 | 5/16/07 |
| 176671 | 303 | REG | LD0600717 | FIRST CITIZENS NATIONAL BANK | 1.7500 | 5/16/08 | 1.750 | 42,123.31 | 42,123.31 | 42,123.31 | 42,123.31 | 5/16/06 |
| 176673 | 303 | REG | LD0600725 | FIRST CITIZENS NATIONAL BANK | 1.7500 | 5/16/08 | 1.750 | 79,301.01 | 79,301.01 | 79,301.01 | 79,301.01 | 5/16/06 |
| 176695 | 303 | REG | LD0600733 | HUNTINGTON NATIONAL BANK, NA | 1.7500 | 5/16/08 | 1.750 | 100,000.00 | 100,000.00 | 100,000.00 | 100,000.00 | 5/17/06 |
| 176706 | 303 | REG | LD0600741 | FIRST CITIZENS NATIONAL BANK, NA | 1.7500 | 5/16/08 | 1.750 | 50,000.00 | 50,000.00 | 50,000.00 | 50,000.00 | 5/18/06 |
| 176707 | 303 | REG | LD0600758 | HUNTINGTON NATIONAL BANK, NA | 1.7500 | 5/16/08 | 1.750 | 25,983.26 | 25,983.26 | 25,983.26 | 25,983.26 | 5/18/06 |
| 176722 | 303 | REG | LD0600766 | FIRST CITIZENS NATIONAL BANK | 1.7500 | 5/19/08 | 1.750 | 58,586.88 | 58,586.88 | 58,586.88 | 58,586.88 | 5/19/06 |
| 181071 | 303 | REG | LD0701028 | FIRST FEDERAL BANK OF THE MIDWEST | 1.7500 | 5/23/08 | 1.750 | 12,444.84 | 12,444.84 | 12,444.84 | 12,444.84 | 5/21/07 |
| 176761 | 303 | REG | LD0600774 | HUNTINGTON NATIONAL BANK, NA | 1.7500 | 5/23/08 | 1.750 | 38,138.56 | 38,138.56 | 38,138.56 | 38,138.56 | 5/24/06 |
| 176762 | 303 | REG | LD0600782 | SIGNATURE BANK, N.A. | 1.7500 | 5/23/08 | 1.750 | 224,721.34 | 224,721.34 | 224,721.34 | 224,721.34 | 5/24/06 |
| 176780 | 303 | REG | LD0600790 | ST. HENRY BANK | 1.7500 | 5/23/08 | 1.750 | 52,850.49 | 52,850.49 | 52,850.49 | 52,850.49 | 5/26/06 |
| 176779 | 303 | REG | LD0600808 | FIRST CITIZENS NATIONAL BANK | 1.7500 | 5/23/08 | 1.750 | 28,355.28 | 28,355.28 | 28,355.28 | 28,355.28 | 5/26/06 |
| 176789 | 303 | REG | LD0600816 | OLD FORT BANKING COMPANY | 1.7500 | 5/30/08 | 1.750 | 78,422.93 | 78,422.93 | 78,422.93 | 78,422.93 | 5/30/06 |
| 176790 | 303 | REG | LD0600824 | MORGAN BANK | 1.7500 | 5/30/08 | 1.750 | 41,262.39 | 41,262.39 | 41,262.39 | 41,262.39 | 5/30/06 |
| 176826 | 303 | REG | LD0600832 | FIRST CITIZENS NATIONAL BANK | 1.7500 | 5/30/08 | 1.750 | 45,100.15 | 45,100.15 | 45,100.15 | 45,100.15 | 6/01/06 |
| 176829 | 303 | REG | LD0600840 | HUNTINGTON NATIONAL BANK, NA | 1.7500 | 5/30/08 | 1.750 | 167,782.60 | 167,782.60 | 167,782.60 | 167,782.60 | 6/01/06 |
| 176839 | 303 | REG | LD0600857 | COMMERCIAL SAVINGS BANK | 1.7500 | 6/02/08 | 1.750 | 147,540.47 | 147,540.47 | 147,540.47 | 147,540.47 | 6/02/06 |
| 176860 | 303 | REG | LD0600865 | FIRST CITIZENS NATIONAL BANK | 1.7500 | 6/06/08 | 1.750 | 155,716.21 | 155,716.21 | 155,716.21 | 155,716.21 | 6/06/06 |
| 176982 | 303 | REG | LD0600881 | DELAWARE COUNTY BANK & TRUST CO. | 1.7500 | 6/12/08 | 1.750 | 35,851.47 | 35,851.47 | 35,851.47 | 35,851.47 | 6/12/06 |
| 177036 | 303 | REG | LD0600899 | FIRST CITIZENS NATIONAL BANK | 1.7500 | 6/13/08 | 1.750 | 15,830.21 | 15,830.21 | 15,830.21 | 15,830.21 | 6/15/06 |
| 177084 | 303 | REG | LD0600907 | FIRST CITIZENS NATIONAL BANK | 1.7500 | 6/20/08 | 1.750 | 93,196.83 | 93,196.83 | 93,196.83 | 93,196.83 | 6/20/06 |
| 177115 | 303 | REG | LD0600915 | AMERICAN SAVINGS BANK, FEB | 1.7500 | 6/20/08 | 1.750 | 33,246.13 | 33,246.13 | 33,246.13 | 33,246.13 | 6/22/06 |
| 177129 | 303 | REG | LD0600923 | HUNTINGTON NATIONAL BANK, NA | 1.7500 | 6/23/08 | 1.750 | 250,000.00 | 250,000.00 | 250,000.00 | 250,000.00 | 6/23/06 |
| 177143 | 303 | REG | LD0600931 | STATE BANK & TRUST COMPANY | 1.7500 | 6/26/08 | 1.750 | 250,000.00 | 250,000.00 | 250,000.00 | 250,000.00 | 6/26/06 |
| 177155 | 303 | REG | LD0600949 | HUNTINGTON NATIONAL BANK, NA | 1.7500 | 6/27/08 | 1.750 | 125,339.59 | 125,339.59 | 125,339.59 | 125,339.59 | 6/27/06 |
| 177212 | 303 | REG | LD0600956 | HUNTINGTON NATIONAL BANK, NA | 1.7500 | 6/27/08 | 1.750 | 250,000.00 | 250,000.00 | 250,000.00 | 250,000.00 | 6/29/06 |
| 177259 | 303 | REG | LD0600964 | OSGOOD STATE BANK | 1.7500 | 6/30/08 | 1.750 | 30,789.52 | 30,789.52 | 30,789.52 | 30,789.52 | 6/30/06 |
| 177278 | 303 | REG | LD0700012 | AMERICAN SAVINGS BANK, FEB | 1.7500 | 7/07/08 | 1.750 | 174,992.49 | 174,992.49 | 174,992.49 | 174,992.49 | 7/05/06 |
| 177343 | 303 | REG | LD0700020 | STATE BANK & TRUST COMPANY | 1.7500 | 7/07/08 | 1.750 | 250,000.00 | 250,000.00 | 250,000.00 | 250,000.00 | 7/07/06 |
| 181676 | 303 | REG | LD0800051 | FIRSTMERIT BANK, NA | 1.7500 | 7/10/08 | 1.750 | 150,000.00 | 150,000.00 | 150,000.00 | 150,000.00 | 7/11/07 |
| 177438 | 303 | REG | LD0700038 | HUNTINGTON NATIONAL BANK, NA | 1.7500 | 7/11/08 | 1.750 | 125,000.00 | 125,000.00 | 125,000.00 | 125,000.00 | 7/13/06 |
| 177550 | 303 | REG | LD0700046 | U.S. BANK, N.A. | 1.7500 | 7/18/08 | 1.750 | 115,851.54 | 115,851.54 | 115,851.54 | 115,851.54 | 7/19/06 |
| 177591 | 303 | REG | LD0700061 | KEYBANK, NA | 1.7500 | 7/21/08 | 1.750 | 196,859.17 | 196,859.17 | 196,859.17 | 196,859.17 | 7/21/06 |

PGM: INVS_MONTHEHD_INVENTORY
 SOURCE: VIVALDQED
 MODEL: INVENTORY
 BASIS: SETTLEMENT
 AS-OF: 10/31/07

RICHARD CORDRAY
 TREASURER, STATE OF OHIO

INVESTMENT INVENTORY
 SETTLED POSITIONS AS OF: 10/31/07

| INVT# | FUND | GROUP | CUSIP | DESCRIPTION | RATE | MATURITY | YIELD | PAR | AMOUNT | BOOK-VALUE | US\$-MARKET | 1ST-PUR |
|--------|------|-------|-----------|----------------------------------|--------|----------|-------|------------|------------|------------|-------------|----------|
| 177607 | 303 | REG | LD0700079 | GLOUSTER COMMUNITY BANK | 1.7500 | 7/25/08 | 1.750 | 136,817.54 | 136,817.54 | 136,817.54 | 136,817.54 | 7/25/06 |
| 177608 | 303 | REG | LD0700087 | GLOUSTER COMMUNITY BANK | 1.7500 | 7/25/08 | 1.750 | 250,000.00 | 250,000.00 | 250,000.00 | 250,000.00 | 7/25/06 |
| 177624 | 303 | REG | LD0700095 | FARMERS & MERCHANTS STATE BANK | 1.7500 | 7/25/08 | 1.750 | 17,619.00 | 17,619.00 | 17,619.00 | 17,619.00 | 7/26/06 |
| 177625 | 303 | REG | LD0700103 | FIRST CITIZENS NATIONAL BANK | 1.7500 | 7/25/08 | 1.750 | 73,115.23 | 73,115.23 | 73,115.23 | 73,115.23 | 7/26/06 |
| 177683 | 303 | REG | LD0700111 | HUNTINGTON NATIONAL BANK, NA | 1.7500 | 7/31/08 | 1.750 | 75,000.00 | 75,000.00 | 75,000.00 | 75,000.00 | 7/31/06 |
| 177685 | 303 | REG | LD0700129 | HUNTINGTON NATIONAL BANK, NA | 1.7500 | 7/31/08 | 1.750 | 68,755.46 | 68,755.46 | 68,755.46 | 68,755.46 | 7/31/06 |
| 177738 | 303 | REG | LD0700137 | HUNTINGTON NATIONAL BANK, NA | 1.7500 | 8/01/08 | 1.750 | 133,272.58 | 133,272.58 | 133,272.58 | 133,272.58 | 8/02/06 |
| 177769 | 303 | REG | LD0700145 | FIFTH THIRD BANK | 1.7500 | 8/04/08 | 1.750 | 208,552.90 | 208,552.90 | 208,552.90 | 208,552.90 | 8/04/06 |
| 177796 | 303 | REG | LD0700152 | FIRSTMERRIT BANK, NA | 1.7500 | 8/08/08 | 1.750 | 201,132.85 | 201,132.85 | 201,132.85 | 201,132.85 | 8/08/06 |
| 177811 | 303 | REG | LD0700160 | FIRST NATIONAL BANK OF BELLVUE | 1.7500 | 8/08/08 | 1.750 | 85,909.03 | 85,909.03 | 85,909.03 | 85,909.03 | 8/09/06 |
| 177812 | 303 | REG | LD0700178 | HUNTINGTON NATIONAL BANK, NA | 1.7500 | 8/08/08 | 1.750 | 100,000.00 | 100,000.00 | 100,000.00 | 100,000.00 | 8/09/06 |
| 177851 | 303 | REG | LD0700186 | OSGOOD STATE BANK | 1.7500 | 8/14/08 | 1.750 | 124,930.59 | 124,930.59 | 124,930.59 | 124,930.59 | 8/14/06 |
| 177866 | 303 | REG | LD0700194 | P N C BANK, NA | 1.7500 | 8/15/08 | 1.750 | 184,791.15 | 184,791.15 | 184,791.15 | 184,791.15 | 8/15/06 |
| 177867 | 303 | REG | LD0700202 | U.S. BANK, N.A. | 1.7500 | 8/15/08 | 1.750 | 163,044.58 | 163,044.58 | 163,044.58 | 163,044.58 | 8/15/06 |
| 177880 | 303 | REG | LD0700210 | HUNTINGTON NATIONAL BANK, NA | 1.7500 | 8/15/08 | 1.750 | 139,549.20 | 139,549.20 | 139,549.20 | 139,549.20 | 8/16/06 |
| 177901 | 303 | REG | LD0700228 | FIRST CITIZENS NATIONAL BANK | 1.7500 | 8/18/08 | 1.750 | 25,000.00 | 25,000.00 | 25,000.00 | 25,000.00 | 8/21/06 |
| 177915 | 303 | REG | LD0700236 | FIRST CITIZENS NATIONAL BANK | 1.7500 | 8/21/08 | 1.750 | 81,873.94 | 81,873.94 | 81,873.94 | 81,873.94 | 8/25/06 |
| 177959 | 303 | REG | LD0700244 | FIRST PLACE BANK | 1.7500 | 8/25/08 | 1.750 | 26,186.00 | 26,186.00 | 26,186.00 | 26,186.00 | 8/30/06 |
| 177998 | 303 | REG | LD0700251 | DELAWARE COUNTY BANK & TRUST CO. | 1.7500 | 8/29/08 | 1.750 | 229,747.26 | 229,747.26 | 229,747.26 | 229,747.26 | 8/30/06 |
| 177999 | 303 | REG | LD0700269 | KEYBANK, NA | 1.7500 | 8/29/08 | 1.750 | 26,882.44 | 26,882.44 | 26,882.44 | 26,882.44 | 9/01/06 |
| 178024 | 303 | REG | LD0700277 | FIRST CITIZENS NATIONAL BANK | 1.7500 | 8/29/08 | 1.750 | 48,906.57 | 48,906.57 | 48,906.57 | 48,906.57 | 9/01/06 |
| 178026 | 303 | REG | LD0700285 | HUNTINGTON NATIONAL BANK, NA | 1.7500 | 8/29/08 | 1.750 | 25,352.82 | 25,352.82 | 25,352.82 | 25,352.82 | 9/01/06 |
| 178030 | 303 | REG | LD0700293 | FIRST CITIZENS NATIONAL BANK | 1.7500 | 8/29/08 | 1.750 | 32,070.00 | 32,070.00 | 32,070.00 | 32,070.00 | 9/01/06 |
| 178031 | 303 | REG | LD0700301 | FIRST CITIZENS NATIONAL BANK | 1.7500 | 8/29/08 | 1.750 | 216,585.09 | 216,585.09 | 216,585.09 | 216,585.09 | 9/05/06 |
| 178039 | 303 | REG | LD0700319 | OSGOOD STATE BANK | 1.7500 | 9/05/08 | 1.750 | 115,046.46 | 115,046.46 | 115,046.46 | 115,046.46 | 9/07/06 |
| 178088 | 303 | REG | LD0700327 | CITIZENS NATIONAL OF BLUFFTON | 1.7500 | 9/05/08 | 1.750 | 194,168.77 | 194,168.77 | 194,168.77 | 194,168.77 | 9/07/06 |
| 178089 | 303 | REG | LD0700335 | HUNTINGTON NATIONAL BANK, NA | 1.7500 | 9/05/08 | 1.750 | 132,202.57 | 132,202.57 | 132,202.57 | 132,202.57 | 9/08/06 |
| 178107 | 303 | REG | LD0700343 | HUNTINGTON NATIONAL BANK, NA | 1.7500 | 9/12/08 | 1.750 | 171,810.33 | 171,810.33 | 171,810.33 | 171,810.33 | 9/12/06 |
| 178133 | 303 | REG | LD0700350 | HUNTINGTON NATIONAL BANK, NA | 1.7500 | 9/12/08 | 1.750 | 233,874.07 | 233,874.07 | 233,874.07 | 233,874.07 | 9/12/06 |
| 178134 | 303 | REG | LD0700368 | NATIONAL CITY BANK | 1.7500 | 9/12/08 | 1.750 | 29,000.00 | 29,000.00 | 29,000.00 | 29,000.00 | 9/20/06 |
| 178212 | 303 | REG | LD0700376 | FIRST CITIZENS NATIONAL BANK | 1.7500 | 9/19/08 | 1.750 | 43,202.66 | 43,202.66 | 43,202.66 | 43,202.66 | 9/22/06 |
| 178239 | 303 | REG | LD0700384 | OLD FORT BANKING COMPANY | 1.7500 | 9/22/08 | 1.750 | 250,000.00 | 250,000.00 | 250,000.00 | 250,000.00 | 9/22/06 |
| 178240 | 303 | REG | LD0700392 | HUNTINGTON NATIONAL BANK, NA | 1.7500 | 9/22/08 | 1.750 | 185,277.62 | 185,277.62 | 185,277.62 | 185,277.62 | 9/22/06 |
| 178241 | 303 | REG | LD0700400 | NATIONAL CITY BANK | 1.7500 | 9/22/08 | 1.750 | 51,468.40 | 51,468.40 | 51,468.40 | 51,468.40 | 9/25/06 |
| 178250 | 303 | REG | LD0700418 | FIRST CITIZENS NATIONAL BANK | 1.7500 | 9/25/08 | 1.750 | 78,011.41 | 78,011.41 | 78,011.41 | 78,011.41 | 9/29/06 |
| 178303 | 303 | REG | LD0700426 | HUNTINGTON NATIONAL BANK, NA | 1.7500 | 9/29/08 | 1.750 | 225,009.30 | 225,009.30 | 225,009.30 | 225,009.30 | 10/05/06 |
| 178406 | 303 | REG | LD0700434 | MINSTER BANK | 1.7500 | 10/03/08 | 1.745 | 224,729.70 | 224,729.70 | 224,729.70 | 224,729.70 | 10/10/06 |
| 178437 | 303 | REG | LD0700442 | HUNTINGTON NATIONAL BANK, NA | 1.7500 | 10/10/08 | 1.750 | 83,594.75 | 83,594.75 | 83,594.75 | 83,594.75 | 10/19/06 |
| 178552 | 303 | REG | LD0700459 | COMMERCE NATIONAL BANK | 1.7500 | 10/17/08 | 1.750 | | | | | |

PGM: INVS_MONTHEHD_INVENTORY
 SOURCE: VISUALQED
 MODEL: INVENTORY
 BASIS: SETTLEMENT
 AS-OP: 10/31/07

RICHARD CORDRAY
 TREASURER, STATE OF OHIO

INVESTMENT INVENTORY
 SETTLED POSITIONS AS OF: 10/31/07

| INVT# | FUND | GROUP | CUSIP | DESCRIPTION | RATE | MATURITY | YIELD | PAR | AMOUNT | BOOK | VALUE | US\$ | MARKET | IST | PRF |
|--------|------|-------|-----------|-----------------------------------|--------|----------|-------|------------|------------|------------|------------|------------|----------|-----|-----|
| 178564 | 303 | REG | LD0700467 | FIRST CITIZENS NATIONAL BANK | 1.7500 | 10/20/08 | 1.750 | 55,000.00 | 55,000.00 | 55,000.00 | 55,000.00 | 55,000.00 | 10/20/06 | | |
| 178611 | 303 | REG | LD0700475 | GENOA BANKING COMPANY | 1.7500 | 10/24/08 | 1.750 | 82,474.95 | 82,474.95 | 82,474.95 | 82,474.95 | 82,474.95 | 10/24/06 | | |
| 178612 | 303 | REG | LD0700483 | GENOA BANKING COMPANY | 1.7500 | 10/24/08 | 1.750 | 250,000.00 | 250,000.00 | 250,000.00 | 250,000.00 | 250,000.00 | 10/24/06 | | |
| 178727 | 303 | REG | LD0700491 | CITIZENS SAVINGS BANK | 1.7500 | 11/03/08 | 1.750 | 185,000.00 | 185,000.00 | 185,000.00 | 185,000.00 | 185,000.00 | 11/03/06 | | |
| 178847 | 303 | REG | LD0700509 | SIGNATURE BANK, N.A. | 1.7500 | 11/13/08 | 1.750 | 237,769.82 | 237,769.82 | 237,769.82 | 237,769.82 | 237,769.82 | 11/13/06 | | |
| 178859 | 303 | REG | LD0700517 | FIRST CITIZENS NATIONAL BANK | 1.7500 | 11/14/08 | 1.750 | 239,822.11 | 239,822.11 | 239,822.11 | 239,822.11 | 239,822.11 | 11/14/06 | | |
| 178860 | 303 | REG | LD0700525 | HUNTINGTON NATIONAL BANK, NA | 1.7500 | 11/14/08 | 1.750 | 178,847.36 | 178,847.36 | 178,847.36 | 178,847.36 | 178,847.36 | 11/14/06 | | |
| 178929 | 303 | REG | LD0700533 | FIRST FEDERAL BANK OF THE MIDWEST | 1.7500 | 11/20/08 | 1.750 | 138,646.09 | 138,646.09 | 138,646.09 | 138,646.09 | 138,646.09 | 11/20/06 | | |
| 178930 | 303 | REG | LD0700541 | OSGOOD STATE BANK | 1.7500 | 11/20/08 | 1.750 | 233,689.91 | 233,689.91 | 233,689.91 | 233,689.91 | 233,689.91 | 11/20/06 | | |
| 178966 | 303 | REG | LD0700558 | FIRST CITIZENS NATIONAL BANK | 1.7500 | 11/20/08 | 1.750 | 26,506.28 | 26,506.28 | 26,506.28 | 26,506.28 | 26,506.28 | 11/22/06 | | |
| 179077 | 303 | REG | LD0700566 | FIRST PLACE BANK | 1.7500 | 11/26/08 | 1.750 | 223,047.26 | 223,047.26 | 223,047.26 | 223,047.26 | 223,047.26 | 11/29/06 | | |
| 179078 | 303 | REG | LD0700574 | KINGSTON NATIONAL BANK | 1.7500 | 11/26/08 | 1.750 | 33,160.86 | 33,160.86 | 33,160.86 | 33,160.86 | 33,160.86 | 11/29/06 | | |
| 179079 | 303 | REG | LD0700582 | OSGOOD STATE BANK | 1.7500 | 11/26/08 | 1.750 | 72,855.63 | 72,855.63 | 72,855.63 | 72,855.63 | 72,855.63 | 11/29/06 | | |
| 179229 | 303 | REG | LD0700590 | HUNTINGTON NATIONAL BANK, NA | 1.7500 | 12/08/08 | 1.750 | 155,226.65 | 155,226.65 | 155,226.65 | 155,226.65 | 155,226.65 | 12/08/06 | | |
| 179230 | 303 | REG | LD0700608 | FIRSTMERIT BANK, NA | 1.7500 | 12/08/08 | 1.750 | 160,282.50 | 160,282.50 | 160,282.50 | 160,282.50 | 160,282.50 | 12/08/06 | | |
| 179239 | 303 | REG | LD0700616 | FIRST FEDERAL BANK OF THE MIDWEST | 1.7500 | 12/11/08 | 1.750 | 91,289.02 | 91,289.02 | 91,289.02 | 91,289.02 | 91,289.02 | 12/11/06 | | |
| 179250 | 303 | REG | LD0700624 | FIRST CITIZENS NATIONAL BANK | 1.7500 | 12/11/08 | 1.750 | 84,519.94 | 84,519.94 | 84,519.94 | 84,519.94 | 84,519.94 | 12/12/06 | | |
| 179304 | 303 | REG | LD0700632 | UNITED BANK N.A. | 1.7500 | 12/12/08 | 1.750 | 103,876.97 | 103,876.97 | 103,876.97 | 103,876.97 | 103,876.97 | 12/15/06 | | |
| 179315 | 303 | REG | LD0700640 | FIRSTMERIT BANK, NA | 1.7500 | 12/15/08 | 1.750 | 160,754.78 | 160,754.78 | 160,754.78 | 160,754.78 | 160,754.78 | 12/18/06 | | |
| 179316 | 303 | REG | LD0700657 | FIRST CITIZENS NATIONAL BANK | 1.7500 | 12/18/08 | 1.750 | 250,000.00 | 250,000.00 | 250,000.00 | 250,000.00 | 250,000.00 | 12/18/06 | | |
| 179325 | 303 | REG | LD0700665 | HUNTINGTON NATIONAL BANK, NA | 1.7500 | 12/19/08 | 1.750 | 79,275.78 | 79,275.78 | 79,275.78 | 79,275.78 | 79,275.78 | 12/19/06 | | |
| 179326 | 303 | REG | LD0700673 | PARK NATIONAL BANK | 1.7500 | 12/19/08 | 1.750 | 135,864.45 | 135,864.45 | 135,864.45 | 135,864.45 | 135,864.45 | 12/19/06 | | |
| 179342 | 303 | REG | LD0700681 | STATE BANK & TRUST COMPANY | 1.7500 | 12/19/08 | 1.750 | 175,792.54 | 175,792.54 | 175,792.54 | 175,792.54 | 175,792.54 | 12/20/06 | | |
| 179401 | 303 | REG | LD0700699 | FIFTH THIRD BANK | 1.7500 | 12/26/08 | 1.750 | 250,000.00 | 250,000.00 | 250,000.00 | 250,000.00 | 250,000.00 | 12/28/06 | | |
| 182387 | 303 | REG | LD0800390 | HUNTINGTON NATIONAL BANK, NA | 1.2500 | 12/26/08 | 1.250 | 647,865.51 | 647,865.51 | 647,865.51 | 647,865.51 | 647,865.51 | 9/07/07 | | |
| 179426 | 303 | REG | LD0700715 | HOME CITY FEDERAL SAVINGS BANK | 1.7500 | 1/02/09 | 1.750 | 75,266.03 | 75,266.03 | 75,266.03 | 75,266.03 | 75,266.03 | 1/02/07 | | |
| 179543 | 303 | REG | LD0700707 | FIRSTMERIT BANK, NA | 1.7500 | 1/09/09 | 1.750 | 134,386.27 | 134,386.27 | 134,386.27 | 134,386.27 | 134,386.27 | 1/11/07 | | |
| 179867 | 303 | REG | LD0700723 | FIRST CITIZENS NATIONAL BANK | 1.7500 | 2/13/09 | 1.750 | 218,418.50 | 218,418.50 | 218,418.50 | 218,418.50 | 218,418.50 | 2/13/07 | | |
| 179904 | 303 | REG | LD0700731 | KEYBANK, NA | 1.7500 | 2/13/09 | 1.750 | 250,000.00 | 250,000.00 | 250,000.00 | 250,000.00 | 250,000.00 | 2/16/07 | | |
| 179922 | 303 | REG | LD0700749 | FIRST CITIZENS NATIONAL BANK | 1.7500 | 2/20/09 | 1.750 | 76,000.00 | 76,000.00 | 76,000.00 | 76,000.00 | 76,000.00 | 2/20/07 | | |
| 179923 | 303 | REG | LD0700756 | HUNTINGTON NATIONAL BANK, NA | 1.7500 | 2/20/09 | 1.750 | 77,417.25 | 77,417.25 | 77,417.25 | 77,417.25 | 77,417.25 | 2/20/07 | | |
| 179935 | 303 | REG | LD0700764 | COMMERCE NATIONAL BANK | 1.7500 | 2/20/09 | 1.750 | 250,000.00 | 250,000.00 | 250,000.00 | 250,000.00 | 250,000.00 | 2/21/07 | | |
| 179936 | 303 | REG | LD0700772 | COMMERCE NATIONAL BANK | 1.7500 | 2/20/09 | 1.750 | 250,000.00 | 250,000.00 | 250,000.00 | 250,000.00 | 250,000.00 | 2/21/07 | | |
| 179937 | 303 | REG | LD0700780 | CITIZENS SAVINGS BANK | 1.7500 | 2/20/09 | 1.750 | 12,065.51 | 12,065.51 | 12,065.51 | 12,065.51 | 12,065.51 | 2/21/07 | | |
| 179968 | 303 | REG | LD0700798 | FIRST CITIZENS NATIONAL BANK | 1.7500 | 2/23/09 | 1.750 | 250,000.00 | 250,000.00 | 250,000.00 | 250,000.00 | 250,000.00 | 2/23/07 | | |
| 179969 | 303 | REG | LD0700806 | FIRST CITIZENS NATIONAL BANK | 1.7500 | 2/23/09 | 1.750 | 250,000.00 | 250,000.00 | 250,000.00 | 250,000.00 | 250,000.00 | 2/23/07 | | |
| 180063 | 303 | REG | LD0700814 | CITIZENS BANKING COMPANY | 1.7500 | 3/05/09 | 1.750 | 250,000.00 | 250,000.00 | 250,000.00 | 250,000.00 | 250,000.00 | 3/05/07 | | |
| 180153 | 303 | REG | LD0700822 | HUNTINGTON NATIONAL BANK, NA | 1.7500 | 3/09/09 | 1.750 | 65,601.60 | 65,601.60 | 65,601.60 | 65,601.60 | 65,601.60 | 3/09/07 | | |
| 180182 | 303 | REG | LD0700830 | COMMERCE NATIONAL BANK | 1.7500 | 3/13/09 | 1.750 | 61,981.56 | 61,981.56 | 61,981.56 | 61,981.56 | 61,981.56 | 3/13/07 | | |

PGM: INVS_MONTHEND_INVENTORY
 SOURCE: VisualQED
 MODEL: INVENTORY
 BASIS: SETTLEMENT
 AS-OF: 10/31/07

R I C E H A R D C O R D R A Y
 T R E A S U R E R , S T A T E O F O H I O
 I N V E S T M E N T I N V E N T O R Y
 SETTLED POSITIONS AS OF: 10/31/07

| INVST# | FUND | GROUP | CUSIP | DESCRIPTION | RATE | MATURITY | YIELD | PAR AMOUNT | BOOK-VALUE | US\$-MARKET | 1ST-PUR |
|--------|------|-------|-----------|-----------------------------------|--------|----------|-------|------------|------------|-------------|---------|
| 180198 | 303 | REG | LD0700848 | FIRST CITIZENS NATIONAL BANK | 1.7500 | 3/13/09 | 1.750 | 96,400.00 | 96,400.00 | 96,400.00 | 3/14/07 |
| 180254 | 303 | REG | LD0700855 | HUNTINGTON NATIONAL BANK, MA | 1.7500 | 3/20/09 | 1.750 | 53,000.00 | 53,000.00 | 53,000.00 | 3/20/07 |
| 180268 | 303 | REG | LD0700863 | HUNTINGTON NATIONAL BANK, MA | 1.7500 | 3/20/09 | 1.750 | 111,646.45 | 111,646.45 | 111,646.45 | 3/21/07 |
| 180375 | 303 | REG | LD0700871 | FIRST FINANCIAL BANK, NA | 1.7500 | 3/30/09 | 1.750 | 75,000.00 | 75,000.00 | 75,000.00 | 3/30/07 |
| 180437 | 303 | REG | LD0700889 | HUNTINGTON NATIONAL BANK, NA | 1.7500 | 4/03/09 | 1.750 | 155,653.22 | 155,653.22 | 155,653.22 | 4/04/07 |
| 180761 | 303 | REG | LD0700897 | CROGHAN COLONIAL BANK | 1.7500 | 4/27/09 | 1.750 | 71,096.38 | 71,096.38 | 71,096.38 | 4/27/07 |
| 180762 | 303 | REG | LD0700905 | STATE BANK & TRUST COMPANY | 1.7500 | 4/27/09 | 1.750 | 130,000.00 | 130,000.00 | 130,000.00 | 4/27/07 |
| 180773 | 303 | REG | LD0700913 | SIGNATURE BANK, N.A. | 1.7500 | 4/30/09 | 1.744 | 194,662.43 | 194,662.43 | 194,662.43 | 4/30/07 |
| 180882 | 303 | REG | LD0700921 | CITIZENS NATIONAL OF BLUFFTON | 1.7500 | 5/04/09 | 1.750 | 250,000.00 | 250,000.00 | 250,000.00 | 5/04/07 |
| 180905 | 303 | REG | LD0700939 | FIRST FEDERAL BANK OF THE MIDWEST | 1.7500 | 5/07/09 | 1.750 | 60,862.60 | 60,862.60 | 60,862.60 | 5/07/07 |
| 180913 | 303 | REG | LD0700947 | FARMERS BANK & SAVINGS CO. | 1.7500 | 5/08/09 | 1.750 | 250,000.00 | 250,000.00 | 250,000.00 | 5/08/07 |
| 180914 | 303 | REG | LD0700954 | HENRY COUNTY BANK | 1.7500 | 5/08/09 | 1.750 | 70,000.00 | 70,000.00 | 70,000.00 | 5/08/07 |
| 180915 | 303 | REG | LD0700962 | HUNTINGTON NATIONAL BANK, NA | 1.7500 | 5/08/09 | 1.750 | 100,000.00 | 100,000.00 | 100,000.00 | 5/08/07 |
| 180928 | 303 | REG | LD0700970 | FARMERS & MERCHANTS STATE BANK | 1.7500 | 5/08/09 | 1.750 | 165,000.00 | 165,000.00 | 165,000.00 | 5/09/07 |
| 180945 | 303 | REG | LD0700988 | FIRST CITIZENS NATIONAL BANK | 1.7500 | 5/08/09 | 1.750 | 100,000.00 | 100,000.00 | 100,000.00 | 5/10/07 |
| 180969 | 303 | REG | LD0700996 | FIRST CITIZENS NATIONAL BANK | 1.7500 | 5/14/09 | 1.750 | 80,000.00 | 80,000.00 | 80,000.00 | 5/14/07 |
| 181072 | 303 | REG | LD0701036 | FIRST CITIZENS NATIONAL BANK | 1.7500 | 5/21/09 | 1.750 | 75,000.00 | 75,000.00 | 75,000.00 | 5/21/07 |
| 181073 | 303 | REG | LD0701044 | CITIZENS NATIONAL OF BLUFFTON | 1.7500 | 5/21/09 | 1.750 | 246,268.00 | 246,268.00 | 246,268.00 | 5/21/07 |
| 181075 | 303 | REG | LD0701051 | FIRSTMERIT BANK, NA | 1.7500 | 5/21/09 | 1.750 | 14,944.30 | 14,944.30 | 14,944.30 | 5/21/07 |
| 181093 | 303 | REG | LD0701069 | HUNTINGTON NATIONAL BANK, NA | 1.7500 | 5/22/09 | 1.750 | 242,998.00 | 242,998.00 | 242,998.00 | 5/22/07 |
| 181109 | 303 | REG | LD0701077 | CITIZENS NATIONAL BANK, NA | 1.7500 | 5/22/09 | 1.750 | 75,000.00 | 75,000.00 | 75,000.00 | 5/22/07 |
| 181179 | 303 | REG | LD0701085 | FIRSTMERIT BANK, NA | 1.7500 | 5/29/09 | 1.750 | 24,630.76 | 24,630.76 | 24,630.76 | 5/29/07 |
| 181191 | 303 | REG | LD0701093 | MORGAN BANK | 1.7500 | 5/29/09 | 1.750 | 150,000.00 | 150,000.00 | 150,000.00 | 5/30/07 |
| 181192 | 303 | REG | LD0701101 | STATE BANK & TRUST COMPANY | 1.7500 | 5/29/09 | 1.750 | 163,000.00 | 163,000.00 | 163,000.00 | 5/30/07 |
| 181217 | 303 | REG | LD0701119 | NATIONAL CITY BANK | 1.7500 | 6/01/09 | 1.750 | 250,000.00 | 250,000.00 | 250,000.00 | 6/01/07 |
| 181228 | 303 | REG | LD0701127 | FIRST CITIZENS NATIONAL BANK | 1.7500 | 6/04/09 | 1.750 | 25,000.00 | 25,000.00 | 25,000.00 | 6/04/07 |
| 181350 | 303 | REG | LD0701135 | FIFTH THIRD BANK | 1.7500 | 6/12/09 | 1.750 | 250,000.00 | 250,000.00 | 250,000.00 | 6/12/07 |
| 181379 | 303 | REG | LD0701143 | FIRST CITIZENS NATIONAL BANK | 1.7500 | 6/18/09 | 1.750 | 71,557.51 | 71,557.51 | 71,557.51 | 6/18/07 |
| 181388 | 303 | REG | LD0701150 | CITIZENS SAVINGS BANK | 1.7500 | 6/19/09 | 1.750 | 198,000.00 | 198,000.00 | 198,000.00 | 6/19/07 |
| 181434 | 303 | REG | LD0701168 | FIRST CITIZENS NATIONAL BANK | 1.7500 | 6/22/09 | 1.750 | 68,000.00 | 68,000.00 | 68,000.00 | 6/22/07 |
| 181435 | 303 | REG | LD0701176 | FIRST FEDERAL BANK OF THE MIDWEST | 1.7500 | 6/22/09 | 1.750 | 102,000.00 | 102,000.00 | 102,000.00 | 6/22/07 |
| 181459 | 303 | REG | LD0701184 | CITIZENS SAVINGS BANK | 1.7500 | 6/26/09 | 1.750 | 40,000.00 | 40,000.00 | 40,000.00 | 6/26/07 |
| 181461 | 303 | REG | LD0701192 | FIRST CITIZENS NATIONAL BANK | 1.7500 | 6/26/09 | 1.750 | 50,000.00 | 50,000.00 | 50,000.00 | 6/26/07 |
| 181462 | 303 | REG | LD0701200 | FIRST CITIZENS NATIONAL BANK | 1.7500 | 6/26/09 | 1.750 | 50,000.00 | 50,000.00 | 50,000.00 | 6/26/07 |
| 181477 | 303 | REG | LD0701218 | FIRST CITIZENS NATIONAL BANK | 1.7500 | 6/26/09 | 1.750 | 178,000.00 | 178,000.00 | 178,000.00 | 6/27/07 |
| 181500 | 303 | REG | LD0701226 | OSGOOD STATE BANK | 1.7500 | 6/29/09 | 1.750 | 125,000.00 | 125,000.00 | 125,000.00 | 6/29/07 |
| 181517 | 303 | REG | LD0800010 | OSGOOD STATE BANK | 1.7500 | 7/02/09 | 1.750 | 87,500.00 | 87,500.00 | 87,500.00 | 7/02/07 |
| 181524 | 303 | REG | LD0800028 | COMMERCE NATIONAL BANK | 1.7500 | 7/02/09 | 1.750 | 125,000.00 | 125,000.00 | 125,000.00 | 7/02/07 |
| 181543 | 303 | REG | LD0800036 | FIFTH THIRD BANK | 1.7500 | 7/02/09 | 1.750 | 250,000.00 | 250,000.00 | 250,000.00 | 7/03/07 |

FORM: INVS_MONTHEND_INVENTORY
 SOURCE: VISUALQED
 MODEL: INVENTORY
 BASIS: SETTLEMENT
 AS-OF: 10/31/07

RICHARD CORDRAY
 TREASURER, STATE OF OHIO

INVESTMENT INVENTORY
 SETTLED POSITIONS AS OF: 10/31/07

| INVT# | FUND | GROUP | CUSIP | DESCRIPTION | RATE | MATURITY | YIELD | PAR AMOUNT | BOOK VALUE | US\$ MARKET | 1ST PUR |
|--------|------|-------|-----------|------------------------------------|--------|----------|-------|------------|------------|-------------|---------|
| 181665 | 303 | REG | LD0800044 | HUNTINGTON NATIONAL BANK, NA | 1.7500 | 7/10/09 | 1.750 | 250,000.00 | 250,000.00 | 250,000.00 | 7/10/07 |
| 181695 | 303 | REG | LD0800077 | FIRST CITIZENS NATIONAL BANK | 1.7500 | 7/10/09 | 1.750 | 57,207.00 | 57,207.00 | 57,207.00 | 7/12/07 |
| 181696 | 303 | REG | LD0800085 | FIRST CITIZENS NATIONAL BANK | 1.7500 | 7/10/09 | 1.750 | 14,741.00 | 14,741.00 | 14,741.00 | 7/12/07 |
| 181703 | 303 | REG | LD0800093 | LORAIN NATIONAL BANK | 1.7500 | 7/10/09 | 1.750 | 156,801.94 | 156,801.94 | 156,801.94 | 7/12/07 |
| 181707 | 303 | REG | LD0800101 | HUNTINGTON NATIONAL BANK, NA | 1.7500 | 7/13/09 | 1.750 | 228,359.00 | 228,359.00 | 228,359.00 | 7/13/07 |
| 181743 | 303 | REG | LD0800119 | DELAWARE COUNTY BANK & TRUST CO. | 1.7500 | 7/17/09 | 1.740 | 250,000.00 | 250,000.00 | 250,000.00 | 7/17/07 |
| 181762 | 303 | REG | LD0800127 | CROGHAN COLONIAL BANK | 1.7500 | 7/17/09 | 1.750 | 96,030.36 | 96,030.36 | 96,030.36 | 7/19/07 |
| 181763 | 303 | REG | LD0800135 | CROGHAN COLONIAL BANK | 1.7500 | 7/17/09 | 1.750 | 17,238.87 | 17,238.87 | 17,238.87 | 7/19/07 |
| 181800 | 303 | REG | LD0800143 | CITIZENS NATIONAL BANK, CHILLICO | 1.7500 | 7/23/09 | 1.740 | 171,955.20 | 171,955.20 | 171,955.20 | 7/23/07 |
| 181895 | 303 | REG | LD0800150 | CITIZENS NATIONAL BANK OF BLUFFTON | 1.7500 | 7/27/09 | 1.750 | 250,000.00 | 250,000.00 | 250,000.00 | 7/27/07 |
| 181907 | 303 | REG | LD0800168 | GLOUSTER COMMUNITY BANK | 1.7500 | 7/30/09 | 1.740 | 100,000.00 | 100,000.00 | 100,000.00 | 7/31/07 |
| 181913 | 303 | REG | LD0800176 | OSGOOD STATH BANK | 1.7500 | 7/31/09 | 1.750 | 125,298.87 | 125,298.87 | 125,298.87 | 7/31/07 |
| 181930 | 303 | REG | LD0800192 | FIFTH THIRD BANK | 1.7500 | 7/31/09 | 1.750 | 200,000.00 | 200,000.00 | 200,000.00 | 8/01/07 |
| 181939 | 303 | REG | LD0800200 | MECHANICS SAVINGS BANK | 1.7500 | 7/31/09 | 1.750 | 192,546.06 | 192,546.06 | 192,546.06 | 8/01/07 |
| 182043 | 303 | REG | LD0800218 | KEYBANK, NA | 1.7000 | 8/07/09 | 1.700 | 125,000.00 | 125,000.00 | 125,000.00 | 8/08/07 |
| 182044 | 303 | REG | LD0800226 | KEYBANK, NA | 1.7000 | 8/07/09 | 1.700 | 47,102.55 | 47,102.55 | 47,102.55 | 8/14/07 |
| 182095 | 303 | REG | LD0800234 | FIRSTMERIT BANK, NA | 1.7000 | 8/14/09 | 1.700 | 118,331.54 | 118,331.54 | 118,331.54 | 8/14/07 |
| 182097 | 303 | REG | LD0800242 | FIRSTMERIT BANK, NA | 1.7000 | 8/14/09 | 1.700 | 80,000.00 | 80,000.00 | 80,000.00 | 8/14/07 |
| 182097 | 303 | REG | LD0800259 | HUNTINGTON NATIONAL BANK, NA | 1.7000 | 8/14/09 | 1.700 | 250,000.00 | 250,000.00 | 250,000.00 | 8/14/07 |
| 182132 | 303 | REG | LD0800267 | FIRST FEDERAL BANK OF THE MIDWEST | 1.7000 | 8/14/09 | 1.700 | 175,000.00 | 175,000.00 | 175,000.00 | 8/16/07 |
| 182132 | 303 | REG | LD0800275 | HUNTINGTON NATIONAL BANK, NA | 1.7000 | 8/14/09 | 1.700 | 250,000.00 | 250,000.00 | 250,000.00 | 8/16/07 |
| 182133 | 303 | REG | LD0800283 | HUNTINGTON NATIONAL BANK, NA | 1.7000 | 8/14/09 | 1.700 | 175,000.00 | 175,000.00 | 175,000.00 | 8/16/07 |
| 182142 | 303 | REG | LD0800291 | CITIZENS SAVINGS BANK | 1.5000 | 8/17/09 | 1.500 | 250,000.00 | 250,000.00 | 250,000.00 | 8/17/07 |
| 182180 | 303 | REG | LD0800309 | CITIZENS SAVINGS BANK | 1.5000 | 8/21/09 | 1.500 | 226,600.00 | 226,600.00 | 226,600.00 | 8/22/07 |
| 182228 | 303 | REG | LD0800317 | SIGNATURE BANK, N.A. | 1.5000 | 8/24/09 | 1.500 | 125,000.00 | 125,000.00 | 125,000.00 | 8/24/07 |
| 182247 | 303 | REG | LD0800325 | ARLINGTON BANK | 1.5000 | 8/27/09 | 1.500 | 250,000.00 | 250,000.00 | 250,000.00 | 8/27/07 |
| 182252 | 303 | REG | LD0800333 | FIRST FEDERAL BANK OF THE MIDWEST | 1.5000 | 8/28/09 | 1.500 | 150,000.00 | 150,000.00 | 150,000.00 | 8/28/07 |
| 182279 | 303 | REG | LD0800341 | CITIZENS NATIONAL BANK OF BLUFFTON | 1.5000 | 8/28/09 | 1.500 | 250,000.00 | 250,000.00 | 250,000.00 | 8/30/07 |
| 182308 | 303 | REG | LD0800374 | HUNTINGTON NATIONAL BANK, NA | 1.5000 | 8/31/09 | 1.500 | 95,814.00 | 95,814.00 | 95,814.00 | 8/31/07 |
| 182309 | 303 | REG | LD0800382 | COMMERCE NATIONAL BANK | 1.5000 | 9/10/09 | 1.500 | 136,907.00 | 136,907.00 | 136,907.00 | 8/31/07 |
| 182429 | 303 | REG | LD0800416 | AMERICAN SAVINGS BANK, FSB | 1.2500 | 9/11/09 | 1.250 | 150,000.00 | 150,000.00 | 150,000.00 | 9/10/07 |
| 182453 | 303 | REG | LD0800424 | FIRST NATIONAL BANK, DENNISON | 1.2500 | 9/11/09 | 1.250 | 250,000.00 | 250,000.00 | 250,000.00 | 9/12/07 |
| 182473 | 303 | REG | LD0800432 | FIRST CITIZENS NATIONAL BANK | 1.2500 | 9/11/09 | 1.250 | 250,000.00 | 250,000.00 | 250,000.00 | 9/13/07 |
| 182474 | 303 | REG | LD0800440 | CITIZENS SAVINGS BANK | 1.2500 | 9/14/09 | 1.250 | 50,000.00 | 50,000.00 | 50,000.00 | 9/14/07 |
| 182485 | 303 | REG | LD0800457 | HUNTINGTON NATIONAL BANK, NA | 1.2500 | 9/14/09 | 1.246 | 155,300.00 | 155,300.00 | 155,300.00 | 9/14/07 |
| 182499 | 303 | REG | LD0800465 | COMMERCE NATIONAL BANK | 1.2500 | 9/18/09 | 1.246 | 250,000.00 | 250,000.00 | 250,000.00 | 9/14/07 |
| 182511 | 303 | REG | LD0800473 | CROGHAN COLONIAL BANK | 1.2500 | 9/18/09 | 1.250 | 20,245.00 | 20,245.00 | 20,245.00 | 9/18/07 |
| 182516 | 303 | REG | LD0800523 | REPUBLIC BANKING COMPANY | 1.2500 | 9/18/09 | 1.250 | 90,000.00 | 90,000.00 | 90,000.00 | 9/19/07 |

PGM: INVS_MONTHEND_INVENTORY
 SOURCE: VISUALQED
 MODEL: INVENTORY
 BASIS: SETTLEMENT
 AS-OF: 10/31/07

RICHARD CORDRAY
 TREASURER, STATE OF OHIO

INVESTMENT INVENTORY
 SETTLED POSITIONS AS OF: 10/31/07

| INVT# | FUND | GROUP | CUSIP | DESCRIPTION | RATE | MATURITY | YIELD | PAR AMOUNT | BOOK-VALUE | US\$-MARKET | 1ST-PUR |
|--------|------|-------|-----------|-----------------------------------|--------|----------|-------|------------|------------|-------------|----------|
| 182558 | 303 | REG | LD0800481 | FIRST NATIONAL BANK OF PANDORA | 1.2500 | 9/21/09 | 1.250 | 130,000.00 | 130,000.00 | 130,000.00 | 9/21/07 |
| 182559 | 303 | REG | LD0800499 | FIRST NATIONAL BANK OF PANDORA | 1.2500 | 9/21/09 | 1.250 | 325,000.00 | 325,000.00 | 325,000.00 | 9/21/07 |
| 182561 | 303 | REG | LD0800507 | FIRST NATIONAL BANK OF PANDORA | 1.2500 | 9/21/09 | 1.250 | 186,071.96 | 186,071.96 | 186,071.96 | 9/21/07 |
| 182585 | 303 | REG | LD0800515 | FIRST CITIZENS NATIONAL BANK | 1.2500 | 9/24/09 | 1.250 | 250,000.00 | 250,000.00 | 250,000.00 | 9/24/07 |
| 182606 | 303 | REG | LD0800531 | FIFTH THIRD BANK | 1.2500 | 9/25/09 | 1.250 | 241,604.00 | 241,604.00 | 241,604.00 | 9/25/07 |
| 182607 | 303 | REG | LD0800549 | FIRST FEDERAL BANK OF THE MIDWEST | 1.2500 | 9/25/09 | 1.250 | 50,000.00 | 50,000.00 | 50,000.00 | 9/25/07 |
| 182624 | 303 | REG | LD0800564 | FIRSTMERIT BANK, NA | 1.2500 | 9/25/09 | 1.250 | 183,645.78 | 183,645.78 | 183,645.78 | 9/26/07 |
| 182627 | 303 | REG | LD0800572 | STATE BANK & TRUST COMPANY | 1.2500 | 9/25/09 | 1.250 | 85,166.32 | 85,166.32 | 85,166.32 | 9/26/07 |
| 182655 | 303 | REG | LD0800580 | AMERICAN SAVINGS BANK, FSB | 1.2500 | 9/25/09 | 1.250 | 190,000.00 | 190,000.00 | 190,000.00 | 9/26/07 |
| 182671 | 303 | REG | LD0800598 | OLD FORT BANKING COMPANY | 1.2500 | 9/28/09 | 1.250 | 250,000.00 | 250,000.00 | 250,000.00 | 9/28/07 |
| 182672 | 303 | REG | LD0800606 | FIRST CITIZENS NATIONAL BANK | 1.2500 | 9/28/09 | 1.250 | 70,521.63 | 70,521.63 | 70,521.63 | 9/28/07 |
| 182673 | 303 | REG | LD0800614 | NATIONAL CITY BANK | 1.2500 | 9/28/09 | 1.250 | 238,000.00 | 238,000.00 | 238,000.00 | 9/28/07 |
| 182679 | 303 | REG | LD0800622 | HUNTINGTON NATIONAL BANK, NA | 1.2500 | 9/28/09 | 1.250 | 250,000.00 | 250,000.00 | 250,000.00 | 9/28/07 |
| 182690 | 303 | REG | LD0800630 | FIRST FEDERAL BANK OF THE MIDWEST | 1.2500 | 10/01/09 | 1.250 | 30,000.00 | 30,000.00 | 30,000.00 | 10/01/07 |
| 182785 | 303 | REG | LD0800648 | HOME CITY FEDERAL SAVINGS BANK | 1.2500 | 10/02/09 | 1.250 | 210,000.00 | 210,000.00 | 210,000.00 | 10/04/07 |
| 182786 | 303 | REG | LD0800655 | SHERWOOD STATE BANK | 1.2500 | 10/02/09 | 1.250 | 275,000.00 | 275,000.00 | 275,000.00 | 10/04/07 |
| 182796 | 303 | REG | LD0800663 | HOME LOAN SAVINGS BANK | 1.2500 | 10/02/09 | 1.250 | 400,000.00 | 400,000.00 | 400,000.00 | 10/04/07 |
| 182799 | 303 | REG | LD0800671 | FIRST NATIONAL BANK OF PANDORA | 1.5000 | 10/05/09 | 1.500 | 49,512.89 | 49,512.89 | 49,512.89 | 10/05/07 |
| 182801 | 303 | REG | LD0800689 | FIRST NATIONAL BANK OF PANDORA | 1.5000 | 10/05/09 | 1.500 | 110,000.00 | 110,000.00 | 110,000.00 | 10/05/07 |
| 182803 | 303 | REG | LD0800697 | FIRST NATIONAL BANK OF PANDORA | 1.5000 | 10/05/09 | 1.500 | 96,780.53 | 96,780.53 | 96,780.53 | 10/05/07 |
| 182859 | 303 | REG | LD0800705 | CITIZENS SAVINGS BANK | 1.2500 | 10/09/09 | 1.250 | 160,000.00 | 160,000.00 | 160,000.00 | 10/12/07 |
| 182860 | 303 | REG | LD0800713 | CITIZENS NATIONAL OF BLUFFTON | 1.2500 | 10/09/09 | 1.250 | 350,000.00 | 350,000.00 | 350,000.00 | 10/12/07 |
| 182818 | 303 | REG | LD0800903 | STATE BANK & TRUST COMPANY | 1.5000 | 10/09/09 | 1.500 | 65,000.00 | 65,000.00 | 65,000.00 | 10/10/07 |
| 182835 | 303 | REG | LD0800929 | CITIZENS NATIONAL BANK | 1.2500 | 10/09/09 | 1.250 | 45,327.13 | 45,327.13 | 45,327.13 | 10/11/07 |
| 182836 | 303 | REG | LD0800937 | FORT JENNINGS STATE BANK | 1.2500 | 10/09/09 | 1.250 | 70,000.00 | 70,000.00 | 70,000.00 | 10/11/07 |
| 182849 | 303 | REG | LD0800945 | FIRST FEDERAL BANK OF THE MIDWEST | 1.2500 | 10/09/09 | 1.250 | 36,888.87 | 36,888.87 | 36,888.87 | 10/11/07 |
| 182851 | 303 | REG | LD0800952 | FIRST FEDERAL BANK OF THE MIDWEST | 1.2500 | 10/09/09 | 1.250 | 400,000.00 | 400,000.00 | 400,000.00 | 10/11/07 |
| 182852 | 303 | REG | LD0800952 | FIRST FEDERAL BANK OF THE MIDWEST | 1.2500 | 10/09/09 | 1.250 | 50,000.00 | 50,000.00 | 50,000.00 | 10/11/07 |
| 182885 | 303 | REG | LD0800739 | FIRST NATIONAL BANK OF PANDORA | 1.2500 | 10/16/09 | 1.250 | 100,000.00 | 100,000.00 | 100,000.00 | 10/16/07 |
| 182886 | 303 | REG | LD0800747 | FIRST NATIONAL BANK OF PANDORA | 1.2500 | 10/16/09 | 1.250 | 100,000.00 | 100,000.00 | 100,000.00 | 10/16/07 |
| 182894 | 303 | REG | LD0800762 | CITIZENS NATIONAL OF BLUFFTON | 1.2500 | 10/16/09 | 1.250 | 110,000.00 | 110,000.00 | 110,000.00 | 10/16/07 |
| 182897 | 303 | REG | LD0800788 | FIRST FEDERAL BANK OF THE MIDWEST | 1.2500 | 10/16/09 | 1.250 | 75,000.00 | 75,000.00 | 75,000.00 | 10/16/07 |
| 182898 | 303 | REG | LD0800796 | FIRST FEDERAL BANK OF THE MIDWEST | 1.2500 | 10/16/09 | 1.250 | 30,000.00 | 30,000.00 | 30,000.00 | 10/16/07 |
| 182899 | 303 | REG | LD0800804 | FIRST FEDERAL BANK OF THE MIDWEST | 1.2500 | 10/16/09 | 1.250 | 70,000.00 | 70,000.00 | 70,000.00 | 10/16/07 |
| 182900 | 303 | REG | LD0800812 | FIRST FEDERAL BANK OF THE MIDWEST | 1.2500 | 10/16/09 | 1.250 | 400,000.00 | 400,000.00 | 400,000.00 | 10/16/07 |
| 182910 | 303 | REG | LD0800820 | FIRST NATIONAL BANK OF PANDORA | 1.2500 | 10/16/09 | 1.250 | 100,000.00 | 100,000.00 | 100,000.00 | 10/17/07 |
| 182911 | 303 | REG | LD0800838 | FIRST NATIONAL BANK OF PANDORA | 1.2500 | 10/16/09 | 1.250 | 15,000.00 | 15,000.00 | 15,000.00 | 10/17/07 |
| 182912 | 303 | REG | LD0800846 | FIRST NATIONAL BANK OF PANDORA | 1.2500 | 10/16/09 | 1.250 | 84,000.00 | 84,000.00 | 84,000.00 | 10/17/07 |
| 182913 | 303 | REG | LD0800853 | CITIZENS NATIONAL OF BLUFFTON | 1.2500 | 10/16/09 | 1.250 | 250,000.00 | 250,000.00 | 250,000.00 | 10/17/07 |

PGM: INVS MONTHEND_INVENTORY

SOURCE: VISUALQED
 MODEL: INVENTORY
 BASIS: SETTLEMENT
 AS-OF: 10/31/07

RICHARD CORDRAY
 TREASURER, STATE OF OHIO

INVESTMENT INVENTORY

SETTLED POSITIONS AS OF: 10/31/07

| INVS# | FOND | GROUP | CUSIP | DESCRIPTION | RATE | MATURITY | YIELD | PAR AMOUNT | BOOK-VALUE | US\$-MARKET | 1ST-PUR |
|--------|------|-------|-----------|-----------------------------------|--------|----------|-------|--------------|---------------|---------------|----------|
| 182914 | 303 | REG | LD0800861 | HEARTLAND BANK | 1.2500 | 10/16/09 | 1.250 | 250,000.00 | 250,000.00 | 250,000.00 | 10/17/07 |
| 182918 | 303 | REG | LD0800879 | FIRST CITIZENS NATIONAL BANK | 1.2500 | 10/16/09 | 1.250 | 50,000.00 | 50,000.00 | 50,000.00 | 10/17/07 |
| 182941 | 303 | REG | LD0800960 | FIRST CITIZENS NATIONAL BANK | 1.2500 | 10/19/09 | 1.250 | 124,000.00 | 124,000.00 | 124,000.00 | 10/19/07 |
| 182942 | 303 | REG | LD0800978 | CITIZENS NATIONAL OF BLOFFTON | 1.2500 | 10/19/09 | 1.250 | 35,000.00 | 35,000.00 | 35,000.00 | 10/19/07 |
| 182958 | 303 | REG | LD0800994 | FIRST FEDERAL BANK OF THE MIDWEST | 1.2500 | 10/22/09 | 1.250 | 79,463.00 | 79,463.00 | 79,463.00 | 10/22/07 |
| 182965 | 303 | REG | LD0801000 | AMERICAN SAVINGS BANK, FSB | 1.2500 | 10/22/09 | 1.250 | 100,000.00 | 100,000.00 | 100,000.00 | 10/22/07 |
| 182969 | 303 | REG | LD0801018 | CITIZENS NATIONAL OF BLOFFTON | 1.2500 | 10/23/09 | 1.250 | 152,500.00 | 152,500.00 | 152,500.00 | 10/23/07 |
| 182970 | 303 | REG | LD0801026 | DELAWARE COUNTY BANK & TRUST CO. | 1.2500 | 10/23/09 | 1.250 | 65,262.00 | 65,262.00 | 65,262.00 | 10/23/07 |
| 182971 | 303 | REG | LD0801034 | FIRST FEDERAL BANK OF THE MIDWEST | 1.2500 | 10/23/09 | 1.250 | 400,000.00 | 400,000.00 | 400,000.00 | 10/23/07 |
| 182981 | 303 | REG | LD0801042 | SIGNATURE BANK, N.A. | 1.2500 | 10/23/09 | 1.250 | 105,474.48 | 105,474.48 | 105,474.48 | 10/23/07 |
| 182982 | 303 | REG | LD0801059 | FIRST FEDERAL BANK OF THE MIDWEST | 1.2500 | 10/23/09 | 1.250 | 42,460.00 | 42,460.00 | 42,460.00 | 10/24/07 |
| 182983 | 303 | REG | LD0801067 | FIRST FEDERAL BANK OF THE MIDWEST | 1.2500 | 10/23/09 | 1.250 | 400,000.00 | 400,000.00 | 400,000.00 | 10/24/07 |
| 182987 | 303 | REG | LD0801075 | SIGNATURE BANK, N.A. | 1.2500 | 10/23/09 | 1.250 | 75,000.00 | 75,000.00 | 75,000.00 | 10/24/07 |
| 182988 | 303 | REG | LD0801091 | HUNTINGTON NATIONAL BANK, NA | 1.2500 | 10/23/09 | 1.250 | 55,000.00 | 55,000.00 | 55,000.00 | 10/24/07 |
| 183016 | 303 | REG | LD0801117 | HUNTINGTON NATIONAL BANK, NA | 1.2500 | 10/23/09 | 1.250 | 250,000.00 | 250,000.00 | 250,000.00 | 10/24/07 |
| 183021 | 303 | REG | LD0801125 | COMMERCE NATIONAL BANK | 1.2500 | 10/26/09 | 1.250 | 250,000.00 | 250,000.00 | 250,000.00 | 10/26/07 |
| 183029 | 303 | REG | LD0801133 | NATIONAL BANK OF OAK HARBOR | 1.2500 | 10/29/09 | 1.250 | 100,000.00 | 100,000.00 | 100,000.00 | 10/29/07 |
| 183041 | 303 | REG | LD0801158 | HUNTINGTON NATIONAL BANK, NA | 1.2500 | 10/29/09 | 1.250 | 80,000.00 | 80,000.00 | 80,000.00 | 10/29/07 |
| 183042 | 303 | REG | LD0801166 | FIRST NATIONAL BANK OF PANDORA | 1.2500 | 10/30/09 | 1.250 | 59,922.00 | 59,922.00 | 59,922.00 | 10/30/07 |
| 183046 | 303 | REG | LD0801182 | FIRST NATIONAL BANK OF PANDORA | 1.2500 | 10/30/09 | 1.250 | 340,078.00 | 340,078.00 | 340,078.00 | 10/30/07 |
| | | | | | | | | | 40,613,645.89 | 40,613,645.89 | |
| 180801 | 303 | REG | LD07B1752 | FIFTH THIRD BANK | 5.0100 | 11/07/07 | 5.010 | 5,000,000.00 | 5,000,000.00 | 5,000,000.00 | 5/02/07 |
| 180802 | 303 | REG | LD07B1760 | HENRY COUNTY BANK | 5.0010 | 11/07/07 | 5.001 | 2,500,000.00 | 2,500,000.00 | 2,500,000.00 | 5/02/07 |
| 180803 | 303 | REG | LD07B1778 | FIRSTMERIT BANK, NA | 5.0000 | 11/07/07 | 5.000 | 5,000,000.00 | 5,000,000.00 | 5,000,000.00 | 5/02/07 |
| 180804 | 303 | REG | LD07B1786 | KEYBANK, NA | 5.0000 | 11/07/07 | 5.000 | 5,000,000.00 | 5,000,000.00 | 5,000,000.00 | 5/02/07 |
| 180826 | 303 | REG | LD07B1794 | NORTH SIDE BANK & TRUST | 5.0000 | 11/07/07 | 5.000 | 5,000,000.00 | 5,000,000.00 | 5,000,000.00 | 5/02/07 |
| 180805 | 303 | REG | LD07B1802 | ANDOVER BANK | 5.0000 | 11/07/07 | 5.000 | 1,600,000.00 | 1,600,000.00 | 1,600,000.00 | 5/02/07 |
| 180806 | 303 | REG | LD07B1810 | OLD FORT BANKING COMPANY | 5.0010 | 11/07/07 | 5.001 | 5,000,000.00 | 5,000,000.00 | 5,000,000.00 | 5/02/07 |
| 180807 | 303 | REG | LD07B1828 | GREENVILLE FEDERAL S&L ASSOC. | 5.0010 | 11/07/07 | 5.001 | 2,000,000.00 | 2,000,000.00 | 2,000,000.00 | 5/02/07 |
| 180808 | 303 | REG | LD07B1836 | ARLINGTON BANK | 5.0000 | 11/07/07 | 5.000 | 2,000,000.00 | 2,000,000.00 | 2,000,000.00 | 5/02/07 |
| 180809 | 303 | REG | LD07B1844 | ANTWERP EXCHANGE BANK COMPANY | 5.0110 | 11/07/07 | 5.011 | 500,000.00 | 500,000.00 | 500,000.00 | 5/02/07 |
| 180810 | 303 | REG | LD07B1851 | PEOPLES BANK, N.A. | 5.0000 | 11/07/07 | 5.000 | 5,000,000.00 | 5,000,000.00 | 5,000,000.00 | 5/02/07 |
| 180812 | 303 | REG | LD07B1869 | HEARTLAND BANK | 5.0000 | 11/07/07 | 5.000 | 1,000,000.00 | 1,000,000.00 | 1,000,000.00 | 5/02/07 |
| 180813 | 303 | REG | LD07B1877 | HEARTLAND BANK | 5.0000 | 11/07/07 | 5.000 | 1,000,000.00 | 1,000,000.00 | 1,000,000.00 | 5/02/07 |
| 180815 | 303 | REG | LD07B1885 | HEARTLAND BANK | 5.0000 | 11/07/07 | 5.000 | 1,000,000.00 | 1,000,000.00 | 1,000,000.00 | 5/02/07 |
| 180816 | 303 | REG | LD07B1893 | HEARTLAND BANK | 5.0000 | 11/07/07 | 5.000 | 1,000,000.00 | 1,000,000.00 | 1,000,000.00 | 5/02/07 |

PCN: INVS_MONTHERD_INVENTORY
 SOURCE: VisualQED
 MODEL: INVENTORY
 BASIS: SETTLEMENT
 AS-OF: 10/31/07

RICHARD CORDRAY
 TREASURER, STATE OF OHIO

INVESTMENT INVENTORY
 SETTLED POSITIONS AS OF: 10/31/07

| INVT# | FUND | GROUP | CUSIP | DESCRIPTION | RATE | MATURITY | YIELD | PAR AMOUNT | BOOK VALUE | US\$-MARKET | 1ST-PUR |
|--------|------|-------|-----------|-------------------------------|--------|----------|-------|--------------|--------------|--------------|---------|
| 180817 | 303 | REG | LD07B1901 | HEARTLAND BANK | 5.0000 | 11/07/07 | 5.000 | 1,000,000.00 | 1,000,000.00 | 1,000,000.00 | 5/02/07 |
| 180818 | 303 | REG | LD07B1919 | FIRST PLACE BANK | 5.0120 | 11/07/07 | 5.012 | 5,000,000.00 | 5,000,000.00 | 5,000,000.00 | 5/02/07 |
| 180819 | 303 | REG | LD07B1927 | OSGOOD STATE BANK | 5.0000 | 11/07/07 | 5.000 | 300,000.00 | 300,000.00 | 300,000.00 | 5/02/07 |
| 180820 | 303 | REG | LD07B1935 | LAKE NATIONAL BANK | 5.0000 | 11/07/07 | 5.000 | 100,000.00 | 100,000.00 | 100,000.00 | 5/02/07 |
| 180821 | 303 | REG | LD07B1943 | HUNTINGTON NATIONAL BANK, NA | 5.0400 | 11/07/07 | 5.040 | 1,000,000.00 | 1,000,000.00 | 1,000,000.00 | 5/02/07 |
| 181239 | 303 | REG | LD07B1950 | HUNTINGTON NATIONAL BANK, NA | 5.0500 | 12/05/07 | 5.050 | 2,000,000.00 | 2,000,000.00 | 2,000,000.00 | 6/06/07 |
| 181240 | 303 | REG | LD07B1968 | FIFTH THIRD BANK | 4.9600 | 12/05/07 | 4.960 | 5,000,000.00 | 5,000,000.00 | 5,000,000.00 | 6/06/07 |
| 181241 | 303 | REG | LD07B1976 | HENRY COUNTY BANK | 4.9510 | 12/05/07 | 4.951 | 2,000,000.00 | 2,000,000.00 | 2,000,000.00 | 6/06/07 |
| 181242 | 303 | REG | LD07B1984 | HENRY COUNTY BANK | 4.9510 | 12/05/07 | 4.951 | 1,000,000.00 | 1,000,000.00 | 1,000,000.00 | 6/06/07 |
| 181243 | 303 | REG | LD07B1992 | HENRY COUNTY BANK | 4.9510 | 12/05/07 | 4.951 | 2,000,000.00 | 2,000,000.00 | 2,000,000.00 | 6/06/07 |
| 181244 | 303 | REG | LD07B2008 | FIRSTMERIT BANK, NA | 4.9500 | 12/05/07 | 4.950 | 5,000,000.00 | 5,000,000.00 | 5,000,000.00 | 6/06/07 |
| 181245 | 303 | REG | LD07B2016 | ANDOVER BANK | 4.9500 | 12/05/07 | 4.950 | 2,500,000.00 | 2,500,000.00 | 2,500,000.00 | 6/06/07 |
| 181246 | 303 | REG | LD07B2024 | OLD FORT BANKING COMPANY | 4.9510 | 12/05/07 | 4.951 | 5,000,000.00 | 5,000,000.00 | 5,000,000.00 | 6/06/07 |
| 181247 | 303 | REG | LD07B2032 | UNION BANK COMPANY | 4.9600 | 12/05/07 | 4.960 | 1,000,000.00 | 1,000,000.00 | 1,000,000.00 | 6/06/07 |
| 181248 | 303 | REG | LD07B2040 | GREENVILLE FEDERAL S&L ASSOC. | 4.9510 | 12/05/07 | 4.951 | 1,000,000.00 | 1,000,000.00 | 1,000,000.00 | 6/06/07 |
| 181249 | 303 | REG | LD07B2057 | ANTWERP EXCHANGE BANK COMPANY | 4.9610 | 12/05/07 | 4.961 | 1,000,000.00 | 1,000,000.00 | 1,000,000.00 | 6/06/07 |
| 181250 | 303 | REG | LD07B2065 | PEOPLES BANK, N.A. | 4.9500 | 12/05/07 | 4.950 | 5,000,000.00 | 5,000,000.00 | 5,000,000.00 | 6/06/07 |
| 181251 | 303 | REG | LD07B2073 | FIRST BREMEN BANK | 5.0010 | 12/05/07 | 5.001 | 2,000,000.00 | 2,000,000.00 | 2,000,000.00 | 6/06/07 |
| 181252 | 303 | REG | LD07B2081 | HEARTLAND BANK | 4.9500 | 12/05/07 | 4.950 | 1,000,000.00 | 1,000,000.00 | 1,000,000.00 | 6/06/07 |
| 181254 | 303 | REG | LD07B2099 | HEARTLAND BANK | 4.9500 | 12/05/07 | 4.950 | 1,000,000.00 | 1,000,000.00 | 1,000,000.00 | 6/06/07 |
| 181255 | 303 | REG | LD07B2107 | HEARTLAND BANK | 4.9500 | 12/05/07 | 4.950 | 1,000,000.00 | 1,000,000.00 | 1,000,000.00 | 6/06/07 |
| 181256 | 303 | REG | LD07B2115 | HEARTLAND BANK | 4.9500 | 12/05/07 | 4.950 | 1,000,000.00 | 1,000,000.00 | 1,000,000.00 | 6/06/07 |
| 181257 | 303 | REG | LD07B2123 | HEARTLAND BANK | 4.9500 | 12/05/07 | 4.950 | 1,000,000.00 | 1,000,000.00 | 1,000,000.00 | 6/06/07 |
| 181260 | 303 | REG | LD07B2156 | LAKE NATIONAL BANK | 4.9700 | 12/05/07 | 4.970 | 500,000.00 | 500,000.00 | 500,000.00 | 6/06/07 |
| 181318 | 303 | REG | LD07B2164 | FIRST PLACE BANK | 4.9620 | 12/05/07 | 4.962 | 5,000,000.00 | 5,000,000.00 | 5,000,000.00 | 6/07/07 |
| 181319 | 303 | REG | LD07B2172 | U.S. BANK, N.A. | 4.9600 | 12/05/07 | 4.960 | 5,000,000.00 | 5,000,000.00 | 5,000,000.00 | 6/07/07 |
| 181565 | 303 | REG | LD08B0018 | FIFTH THIRD BANK | 5.0400 | 1/09/08 | 5.040 | 5,000,000.00 | 5,000,000.00 | 5,000,000.00 | 7/05/07 |
| 181566 | 303 | REG | LD08B0026 | CITIZENS BANK OF ASHVILLE | 5.0250 | 1/09/08 | 5.025 | 500,000.00 | 500,000.00 | 500,000.00 | 7/05/07 |
| 181567 | 303 | REG | LD08B0034 | CITIZENS BANK OF ASHVILLE | 5.0250 | 1/09/08 | 5.025 | 500,000.00 | 500,000.00 | 500,000.00 | 7/05/07 |
| 181568 | 303 | REG | LD08B0042 | CITIZENS BANK OF ASHVILLE | 5.0250 | 1/09/08 | 5.025 | 500,000.00 | 500,000.00 | 500,000.00 | 7/05/07 |
| 181569 | 303 | REG | LD08B0059 | CITIZENS BANK OF ASHVILLE | 5.0250 | 1/09/08 | 5.025 | 500,000.00 | 500,000.00 | 500,000.00 | 7/05/07 |
| 181570 | 303 | REG | LD08B0067 | HENRY COUNTY BANK | 5.0340 | 1/09/08 | 5.034 | 4,000,000.00 | 4,000,000.00 | 4,000,000.00 | 7/05/07 |
| 181571 | 303 | REG | LD08B0075 | FIRSTMERIT BANK, NA | 5.0230 | 1/09/08 | 5.023 | 5,000,000.00 | 5,000,000.00 | 5,000,000.00 | 7/05/07 |
| 181572 | 303 | REG | LD08B0083 | ANDOVER BANK | 5.1000 | 1/09/08 | 5.100 | 2,900,000.00 | 2,900,000.00 | 2,900,000.00 | 7/05/07 |
| 181573 | 303 | REG | LD08B0091 | OLD FORT BANKING COMPANY | 5.0250 | 1/09/08 | 5.025 | 5,000,000.00 | 5,000,000.00 | 5,000,000.00 | 7/05/07 |
| 181574 | 303 | REG | LD08B0109 | CHAMPALGN NATIONAL BANK | 5.0250 | 1/09/08 | 5.025 | 5,000,000.00 | 5,000,000.00 | 5,000,000.00 | 7/05/07 |
| 181576 | 303 | REG | LD08B0117 | UNION BANK COMPANY | 5.0400 | 1/09/08 | 5.040 | 1,000,000.00 | 1,000,000.00 | 1,000,000.00 | 7/05/07 |
| 181578 | 303 | REG | LD08B0125 | UNION BANK COMPANY | 5.0400 | 1/09/08 | 5.040 | 1,000,000.00 | 1,000,000.00 | 1,000,000.00 | 7/05/07 |
| 181579 | 303 | REG | LD08B0133 | UNION BANK COMPANY | 5.0400 | 1/09/08 | 5.040 | 1,000,000.00 | 1,000,000.00 | 1,000,000.00 | 7/05/07 |

PGM: INVS_MONTHEND_INVENTORY
 SOURCE: VISUALQED
 MODEL: INVENTORY
 BASIS: SETTLEMENT
 AS-OF: 10/31/07

RICHARD CORDRAY
 TREASURER, STATE OF OHIO

INVESTMENT INVENTORY
 SETTLED POSITIONS AS OF: 10/31/07

| INVT# | FUND | GROUP | CUSIP | DESCRIPTION | RATE | MATURITY | YIELD | PAR | AMOUNT | BOOK-VALUE | US\$-MARKET | 1ST-PUR |
|--------|------|-------|-----------|-----------------------------------|--------|----------|-------|--------------|----------------|----------------|----------------|----------|
| 182328 | 303 | REG | LD08B0547 | GREENVILLE FEDERAL S&L ASSOC. | 4.2820 | 3/05/08 | 4.282 | 3,000,000.00 | 3,000,000.00 | 3,000,000.00 | 3,000,000.00 | 9/05/07 |
| 182329 | 303 | REG | LD08B0554 | FARMERS CITIZENS BANK | 4.2910 | 3/05/08 | 4.291 | 1,000,000.00 | 1,000,000.00 | 1,000,000.00 | 1,000,000.00 | 9/05/07 |
| 182330 | 303 | REG | LD08B0562 | FARMERS CITIZENS BANK | 4.2870 | 3/05/08 | 4.287 | 1,000,000.00 | 1,000,000.00 | 1,000,000.00 | 1,000,000.00 | 9/05/07 |
| 182331 | 303 | REG | LD08B0570 | FARMERS CITIZENS BANK | 4.2820 | 3/05/08 | 4.282 | 1,000,000.00 | 1,000,000.00 | 1,000,000.00 | 1,000,000.00 | 9/05/07 |
| 182332 | 303 | REG | LD08B0588 | ANTWERP EXCHANGE BANK COMPANY | 4.2810 | 3/05/08 | 4.281 | 1,000,000.00 | 1,000,000.00 | 1,000,000.00 | 1,000,000.00 | 9/05/07 |
| 182333 | 303 | REG | LD08B0596 | PEOPLES BANK, N.A. | 4.2810 | 3/05/08 | 4.281 | 3,000,000.00 | 3,000,000.00 | 3,000,000.00 | 3,000,000.00 | 9/05/07 |
| 182334 | 303 | REG | LD08B0604 | HEARTLAND BANK | 4.3500 | 3/05/08 | 4.350 | 5,000,000.00 | 5,000,000.00 | 5,000,000.00 | 5,000,000.00 | 9/05/07 |
| 182335 | 303 | REG | LD08B0612 | U.S. BANK, N.A. | 4.3000 | 3/05/08 | 4.300 | 5,000,000.00 | 5,000,000.00 | 5,000,000.00 | 5,000,000.00 | 9/05/07 |
| 182336 | 303 | REG | LD08B0620 | LAKE NATIONAL BANK | 4.3500 | 3/05/08 | 4.350 | 1,000,000.00 | 1,000,000.00 | 1,000,000.00 | 1,000,000.00 | 9/05/07 |
| 182719 | 303 | REG | LD08B0638 | FIFTH THIRD BANK | 4.2100 | 4/02/08 | 4.210 | 3,800,000.00 | 3,800,000.00 | 3,800,000.00 | 3,800,000.00 | 10/03/07 |
| 182720 | 303 | REG | LD08B0646 | CITIZENS BANK OF ASHVILLE | 4.2400 | 4/02/08 | 4.240 | 500,000.00 | 500,000.00 | 500,000.00 | 500,000.00 | 10/03/07 |
| 182721 | 303 | REG | LD08B0653 | CITIZENS BANK OF ASHVILLE | 4.2200 | 4/02/08 | 4.220 | 500,000.00 | 500,000.00 | 500,000.00 | 500,000.00 | 10/03/07 |
| 182722 | 303 | REG | LD08B0661 | HENRY COUNTY BANK | 4.2270 | 4/02/08 | 4.227 | 5,000,000.00 | 5,000,000.00 | 5,000,000.00 | 5,000,000.00 | 10/03/07 |
| 182723 | 303 | REG | LD08B0679 | ANDOVER BANK | 4.2500 | 4/02/08 | 4.250 | 5,000,000.00 | 5,000,000.00 | 5,000,000.00 | 5,000,000.00 | 10/03/07 |
| 182724 | 303 | REG | LD08B0687 | CITIZENS NATIONAL OF BLUFFTON | 4.2300 | 4/02/08 | 4.230 | 4,000,000.00 | 4,000,000.00 | 4,000,000.00 | 4,000,000.00 | 10/03/07 |
| 182725 | 303 | REG | LD08B0695 | ADVANTAGE BANK | 4.2150 | 4/02/08 | 4.215 | 5,000,000.00 | 5,000,000.00 | 5,000,000.00 | 5,000,000.00 | 10/03/07 |
| 182726 | 303 | REG | LD08B0703 | OLD FORT BANKING COMPANY | 4.2110 | 4/02/08 | 4.211 | 5,000,000.00 | 5,000,000.00 | 5,000,000.00 | 5,000,000.00 | 10/03/07 |
| 182727 | 303 | REG | LD08B0711 | CITIZENS NATIONAL BANK, SW OHIO | 4.2500 | 4/02/08 | 4.250 | 1,200,000.00 | 1,200,000.00 | 1,200,000.00 | 1,200,000.00 | 10/03/07 |
| 182728 | 303 | REG | LD08B0729 | ARLINGTON BANK | 4.2150 | 4/02/08 | 4.215 | 1,000,000.00 | 1,000,000.00 | 1,000,000.00 | 1,000,000.00 | 10/03/07 |
| 182729 | 303 | REG | LD08B0737 | FARMERS CITIZENS BANK | 4.2200 | 4/02/08 | 4.220 | 500,000.00 | 500,000.00 | 500,000.00 | 500,000.00 | 10/03/07 |
| 182730 | 303 | REG | LD08B0745 | FARMERS CITIZENS BANK | 4.2120 | 4/02/08 | 4.212 | 500,000.00 | 500,000.00 | 500,000.00 | 500,000.00 | 10/03/07 |
| 182731 | 303 | REG | LD08B0752 | FARMERS CITIZENS BANK | 4.2110 | 4/02/08 | 4.211 | 500,000.00 | 500,000.00 | 500,000.00 | 500,000.00 | 10/03/07 |
| 182732 | 303 | REG | LD08B0760 | ANTWERP EXCHANGE BANK COMPANY | 4.2110 | 4/02/08 | 4.211 | 500,000.00 | 500,000.00 | 500,000.00 | 500,000.00 | 10/03/07 |
| 182733 | 303 | REG | LD08B0778 | PEOPLES BANK, N.A. | 4.2300 | 4/02/08 | 4.230 | 5,000,000.00 | 5,000,000.00 | 5,000,000.00 | 5,000,000.00 | 10/03/07 |
| 182734 | 303 | REG | LD08B0786 | HEARTLAND BANK | 4.2700 | 4/02/08 | 4.270 | 1,000,000.00 | 1,000,000.00 | 1,000,000.00 | 1,000,000.00 | 10/03/07 |
| 182735 | 303 | REG | LD08B0794 | FIRST PLACE BANK | 4.2130 | 4/02/08 | 4.213 | 5,000,000.00 | 5,000,000.00 | 5,000,000.00 | 5,000,000.00 | 10/03/07 |
| 182736 | 303 | REG | LD08B0802 | U.S. BANK, N.A. | 4.3500 | 4/02/08 | 4.350 | 5,000,000.00 | 5,000,000.00 | 5,000,000.00 | 5,000,000.00 | 10/03/07 |
| 182737 | 303 | REG | LD08B0810 | LAKE NATIONAL BANK | 4.2150 | 4/02/08 | 4.215 | 1,000,000.00 | 1,000,000.00 | 1,000,000.00 | 1,000,000.00 | 10/03/07 |
| | | | | | | | | | 300,000,000.00 | 300,000,000.00 | 300,000,000.00 | |
| 182623 | 303 | REG | LD0800556 | FIRST NATIONAL BANK OF PANDORA | 1.2500 | 9/25/09 | 1.246 | 34,463.21 | 34,463.21 | 34,463.21 | 34,463.21 | 9/25/07 |
| 182871 | 303 | REG | LD0800721 | FIRST FEDERAL BANK OF THE MIDWEST | 1.2500 | 10/09/09 | 1.245 | 48,998.95 | 48,998.95 | 48,998.95 | 48,998.95 | 10/12/07 |
| 182895 | 303 | REG | LD0800770 | FIRST FEDERAL BANK OF THE MIDWEST | 1.2500 | 10/16/09 | 1.245 | 193,280.15 | 193,280.15 | 193,280.15 | 193,280.15 | 10/16/07 |
| 182924 | 303 | REG | LD0800887 | FIRST FEDERAL BANK OF THE MIDWEST | 1.2500 | 10/16/09 | 1.245 | 170,004.83 | 170,004.83 | 170,004.83 | 170,004.83 | 10/17/07 |
| 182946 | 303 | REG | LD0800986 | FIRST FEDERAL BANK OF THE MIDWEST | 1.2500 | 10/19/09 | 1.245 | 81,935.01 | 81,935.01 | 81,935.01 | 81,935.01 | 10/19/07 |
| 183014 | 303 | REG | LD0801109 | FIFTH THIRD BANK | 1.2500 | 10/26/09 | 1.245 | 91,000.00 | 91,000.00 | 91,000.00 | 91,000.00 | 10/26/07 |
| 183035 | 303 | REG | LD0801141 | FIRST FEDERAL BANK OF THE MIDWEST | 1.2500 | 10/30/09 | 1.246 | 84,000.00 | 84,000.00 | 84,000.00 | 84,000.00 | 10/30/07 |
| 183045 | 303 | REG | LD0801174 | FIRST NATIONAL BANK OF PANDORA | 1.2500 | 10/30/09 | 1.246 | 67,000.00 | 67,000.00 | 67,000.00 | 67,000.00 | 10/30/07 |
| | | | | | | | | | 770,682.15 | 770,682.15 | 770,682.15 | |

RICARD CORDRAY
TREASURER, STATE OF OHIO

PGM: INVS_MONTHEND_INVENTORY
SOURCE: VisualQED
MODEL: INVENTORY
BASIS: SETTLEMENT
AS-OF: 10/31/07

INVESTMENT INVENTORY
SETTLED POSITIONS AS OF: 10/31/07

| INVT# | FUND | GROUP | CUSIP | DESCRIPTION | RATE | MATURITY | YIELD | PAR AMOUNT | BOOK VALUE | US\$-MARKET | 1ST-PFR |
|--------|------|-------|-----------|----------------------------------|--------|----------|-------|---------------|---------------|---------------|---------|
| 180577 | 303 | REG | AG0700066 | CITIZENS NATIONAL BANK, CHILLICO | 1.0800 | 4/16/08 | 1.080 | 150,000.00 | 150,000.00 | 150,000.00 | 4/16/07 |
| 180579 | 303 | REG | AG0700082 | HAMLER STATE BANK | 1.0800 | 4/16/08 | 1.080 | 440,000.00 | 440,000.00 | 440,000.00 | 4/16/07 |
| 180580 | 303 | REG | AG0700090 | FARMERS STATE BANK, NEW MADISON | 1.0800 | 4/16/08 | 1.080 | 508,000.00 | 508,000.00 | 508,000.00 | 4/16/07 |
| 180610 | 303 | REG | AG0700181 | REPUBLIC BANKING COMPANY | 1.0800 | 4/16/08 | 1.080 | 200,000.00 | 200,000.00 | 200,000.00 | 4/17/07 |
| 180612 | 303 | REG | AG0700207 | FIRST CENTRAL NATIONAL BANK | 1.0800 | 4/16/08 | 1.080 | 100,000.00 | 100,000.00 | 100,000.00 | 4/17/07 |
| 180626 | 303 | REG | AG0700348 | CITIZENS BANKING COMPANY | 1.0800 | 4/16/08 | 1.080 | 100,000.00 | 100,000.00 | 100,000.00 | 4/17/07 |
| 180627 | 303 | REG | AG0700355 | CITIZENS BANKING COMPANY | 1.0800 | 4/16/08 | 1.080 | 35,000.00 | 35,000.00 | 35,000.00 | 4/17/07 |
| 180645 | 303 | REG | AG0700397 | FARMERS SAVINGS BANK | 1.0800 | 4/16/08 | 1.080 | 450,000.00 | 450,000.00 | 450,000.00 | 4/18/07 |
| 180646 | 303 | REG | AG0700405 | FIRST-KNOX NATIONAL BANK | 1.0800 | 4/16/08 | 1.080 | 165,000.00 | 165,000.00 | 165,000.00 | 4/18/07 |
| 180655 | 303 | REG | AG0700413 | ANTWERP EXCHANGE BANK COMPANY | 1.0800 | 4/16/08 | 1.080 | 100,000.00 | 100,000.00 | 100,000.00 | 4/19/07 |
| 180656 | 303 | REG | AG0700421 | FIRST CITIZENS NATIONAL BANK | 1.0800 | 4/16/08 | 1.080 | 966,000.00 | 966,000.00 | 966,000.00 | 4/19/07 |
| 180667 | 303 | REG | AG0700462 | FARMERS & MERCHANTS STATE BANK | 1.0800 | 4/16/08 | 1.080 | 2,703,000.00 | 2,703,000.00 | 2,703,000.00 | 4/20/07 |
| 180668 | 303 | REG | AG0700470 | COMMUNITY FIRST BANK | 1.0800 | 4/16/08 | 1.080 | 305,000.00 | 305,000.00 | 305,000.00 | 4/20/07 |
| 180672 | 303 | REG | AG0700512 | OLD NATIONAL BANK | 1.0800 | 4/16/08 | 1.080 | 250,000.00 | 250,000.00 | 250,000.00 | 4/20/07 |
| 180675 | 303 | REG | AG0700538 | FIRST NATIONAL BANK OF PANDORA | 1.0800 | 4/16/08 | 1.077 | 504,000.00 | 504,000.00 | 504,000.00 | 4/20/07 |
| 180688 | 303 | REG | AG0700553 | SECOND NATIONAL BANK | 1.0800 | 4/16/08 | 1.080 | 206,000.00 | 206,000.00 | 206,000.00 | 4/23/07 |
| 180705 | 303 | REG | AG0700587 | CROGHAN COLONIAL BANK | 1.0800 | 4/16/08 | 1.080 | 400,000.00 | 400,000.00 | 400,000.00 | 4/24/07 |
| 180763 | 303 | REG | AG0700611 | PARK NATIONAL BANK | 1.0800 | 4/16/08 | 1.080 | 100,000.00 | 100,000.00 | 100,000.00 | 4/27/07 |
| 180834 | 303 | REG | AG0700652 | U.S. BANK, N.A. | 1.0800 | 4/16/08 | 1.080 | 40,000.00 | 40,000.00 | 40,000.00 | 5/02/07 |
| 181002 | 303 | REG | AG0700819 | FIRST FINANCIAL BANK, NA | 1.0800 | 4/16/08 | 1.080 | 178,549.77 | 178,549.77 | 178,549.77 | 5/16/07 |
| 181007 | 303 | REG | AG0700868 | COMMUNITY FIRST BANK | 1.0800 | 4/16/08 | 1.080 | 100,000.00 | 100,000.00 | 100,000.00 | 5/16/07 |
| 181023 | 303 | REG | AG0700884 | ANTWERP EXCHANGE BANK COMPANY | 1.0800 | 4/16/08 | 1.080 | 100,000.00 | 100,000.00 | 100,000.00 | 5/17/07 |
| 181051 | 303 | REG | AG0700942 | FIFTH THIRD BANK | 1.0800 | 4/16/08 | 1.080 | 100,000.00 | 100,000.00 | 100,000.00 | 5/17/07 |
| 181078 | 303 | REG | AG0700991 | U.S. BANK, N.A. | 1.0800 | 4/16/08 | 1.077 | 180,000.00 | 180,000.00 | 180,000.00 | 5/23/07 |
| 181082 | 303 | REG | AG0701023 | OLD NATIONAL BANK | 1.0800 | 4/16/08 | 1.080 | 150,000.00 | 150,000.00 | 150,000.00 | 5/21/07 |
| 181092 | 303 | REG | AG0701031 | COMMUNITY FIRST BANK | 1.0800 | 4/16/08 | 1.080 | 30,000.00 | 30,000.00 | 30,000.00 | 5/22/07 |
| 181182 | 303 | REG | AG0701122 | FIRST CITIZENS NATIONAL BANK | 1.0800 | 4/16/08 | 1.080 | 100,000.00 | 100,000.00 | 100,000.00 | 5/29/07 |
| 181229 | 303 | REG | AG0701130 | FIRST NATIONAL BANK OF PANDORA | 1.0800 | 4/16/08 | 1.080 | 442,097.24 | 442,097.24 | 442,097.24 | 5/29/07 |
| 181436 | 303 | REG | AG0701189 | FIRST CITIZENS NATIONAL BANK | 1.0800 | 4/16/08 | 1.080 | 100,000.00 | 100,000.00 | 100,000.00 | 6/04/07 |
| 181479 | 303 | REG | AG0701213 | NORTH VALLEY BANK | 1.0800 | 4/16/08 | 1.080 | 1,217,759.23 | 1,217,759.23 | 1,217,759.23 | 6/22/07 |
| 181702 | 303 | REG | AG0701247 | FIRST FINANCIAL BANK, NA | 1.0800 | 4/16/08 | 1.076 | 100,000.00 | 100,000.00 | 100,000.00 | 6/27/07 |
| | | | | | 1.0800 | 4/16/08 | 1.080 | 711,600.00 | 711,600.00 | 711,600.00 | 7/12/07 |
| | | | | | | | | 11,232,006.24 | 11,232,006.24 | 11,232,006.24 | |
| 181140 | 303 | REG | AG0701080 | PEOPLES BANK COMPANY | 1.0800 | 4/02/08 | 1.080 | 100,000.00 | 100,000.00 | 100,000.00 | 5/25/07 |
| 180573 | 303 | REG | AG0700025 | LIBERTY NATIONAL BANK | 1.0800 | 4/16/08 | 1.080 | 1,633,500.00 | 1,633,500.00 | 1,633,500.00 | 4/16/07 |
| 180574 | 303 | REG | AG0700033 | CITIZENS BANK OF ASHVILLE | 1.0800 | 4/16/08 | 1.080 | 415,000.00 | 415,000.00 | 415,000.00 | 4/16/07 |
| 180575 | 303 | REG | AG0700041 | SHERWOOD STATE BANK | 1.0800 | 4/16/08 | 1.080 | 1,177,000.00 | 1,177,000.00 | 1,177,000.00 | 4/16/07 |

PGM: INVE MONTHEMND_INVENTORY
 SOURCE: VisualQED
 MODEL: INVENTORY
 BASIS: SETTLEMENT
 AS-OF: 10/31/07

RICHARD CORDRAY
 TREASURER, STATE OF OHIO

INVESTMENT INVENTORY
 SETTLED POSITIONS AS OF: 10/31/07

| INVST# | FUND | GROUP | CUSIP | DESCRIPTION | RATE | MATURITY | YIELD | PAR AMOUNT | BOOK VALUE | US\$-MARKET | 1ST-PUR |
|--------|------|-------|-----------|-----------------------------------|--------|----------|-------|--------------|--------------|--------------|---------|
| 180576 | 303 | REG | AG0700058 | FORT JENNINGS STATE BANK | 1.0800 | 4/16/08 | 1.080 | 1,264,497.82 | 1,264,497.82 | 1,264,497.82 | 4/16/07 |
| 180578 | 303 | REG | AG0700074 | MERCHANTS NATIONAL BANK | 1.0800 | 4/16/08 | 1.080 | 365,000.00 | 365,000.00 | 365,000.00 | 4/16/07 |
| 180581 | 303 | REG | AG0700108 | OHIO STATE BANK | 1.0800 | 4/16/08 | 1.080 | 350,000.00 | 350,000.00 | 350,000.00 | 4/16/07 |
| 180582 | 303 | REG | AG0700116 | CITIZENS NATIONAL OF BLUFFTON | 1.0800 | 4/16/08 | 1.080 | 3,138,000.00 | 3,138,000.00 | 3,138,000.00 | 4/16/07 |
| 180583 | 303 | REG | AG0700124 | COMMERCIAL SAVINGS BANK | 1.0800 | 4/16/08 | 1.080 | 1,234,688.21 | 1,234,688.21 | 1,234,688.21 | 4/16/07 |
| 180584 | 303 | REG | AG0700132 | HOCKING VALLEY BANK | 1.0800 | 4/16/08 | 1.080 | 45,000.00 | 45,000.00 | 45,000.00 | 4/16/07 |
| 180585 | 303 | REG | AG0700140 | HUNTINGTON NATIONAL BANK, NA | 1.0800 | 4/16/08 | 1.080 | 1,010,000.00 | 1,010,000.00 | 1,010,000.00 | 4/16/07 |
| 180586 | 303 | REG | AG0700157 | HUNTINGTON NATIONAL BANK, NA | 1.0800 | 4/16/08 | 1.080 | 2,410,145.00 | 2,410,145.00 | 2,410,145.00 | 4/16/07 |
| 180608 | 303 | REG | AG0700165 | MINSTER BANK | 1.0800 | 4/16/08 | 1.080 | 100,000.00 | 100,000.00 | 100,000.00 | 4/17/07 |
| 180609 | 303 | REG | AG0700173 | SUTTON BANK | 1.0800 | 4/16/08 | 1.080 | 982,265.00 | 982,265.00 | 982,265.00 | 4/17/07 |
| 180611 | 303 | REG | AG0700199 | FIRST FEDERAL BANK OF THE MIDWEST | 1.0800 | 4/16/08 | 1.080 | 1,822,500.00 | 1,822,500.00 | 1,822,500.00 | 4/17/07 |
| 180613 | 303 | REG | AG0700215 | STATE BANK & TRUST COMPANY | 1.0800 | 4/16/08 | 1.080 | 2,554,600.00 | 2,554,600.00 | 2,554,600.00 | 4/17/07 |
| 180614 | 303 | REG | AG0700223 | METAMORA STATE BANK | 1.0800 | 4/16/08 | 1.080 | 600,000.00 | 600,000.00 | 600,000.00 | 4/17/07 |
| 180615 | 303 | REG | AG0700231 | FIRST FEDERAL BANK OF THE MIDWEST | 1.0800 | 4/16/08 | 1.080 | 140,000.00 | 140,000.00 | 140,000.00 | 4/17/07 |
| 180616 | 303 | REG | AG0700249 | UNION BANK COMPANY | 1.0800 | 4/16/08 | 1.080 | 2,070,000.00 | 2,070,000.00 | 2,070,000.00 | 4/17/07 |
| 180617 | 303 | REG | AG0700256 | KINGSTON NATIONAL BANK | 1.0800 | 4/16/08 | 1.080 | 2,567,400.00 | 2,567,400.00 | 2,567,400.00 | 4/17/07 |
| 180618 | 303 | REG | AG0700264 | CITIZENS NATIONAL BANK OF URBANA | 1.0800 | 4/16/08 | 1.080 | 525,000.00 | 525,000.00 | 525,000.00 | 4/17/07 |
| 180619 | 303 | REG | AG0700272 | HUNTINGTON NATIONAL BANK, NA | 1.0800 | 4/16/08 | 1.080 | 200,000.00 | 200,000.00 | 200,000.00 | 4/17/07 |
| 180620 | 303 | REG | AG0700280 | GENOA BANKING COMPANY | 1.0800 | 4/16/08 | 1.080 | 70,000.00 | 70,000.00 | 70,000.00 | 4/17/07 |
| 180621 | 303 | REG | AG0700298 | CORTLAND SAVINGS & BANKING CO | 1.0800 | 4/16/08 | 1.080 | 100,000.00 | 100,000.00 | 100,000.00 | 4/17/07 |
| 180622 | 303 | REG | AG0700306 | FARMERS CITIZENS BANK | 1.0800 | 4/16/08 | 1.080 | 540,000.00 | 540,000.00 | 540,000.00 | 4/17/07 |
| 180623 | 303 | REG | AG0700314 | SECURITY NATIONAL BANK & TRUST | 1.0800 | 4/16/08 | 1.080 | 2,207,500.00 | 2,207,500.00 | 2,207,500.00 | 4/17/07 |
| 180624 | 303 | REG | AG0700322 | HUNTINGTON NATIONAL BANK, NA | 1.0800 | 4/16/08 | 1.080 | 520,000.00 | 520,000.00 | 520,000.00 | 4/17/07 |
| 180625 | 303 | REG | AG0700330 | HUNTINGTON NATIONAL BANK, NA | 1.0800 | 4/16/08 | 1.080 | 300,000.00 | 300,000.00 | 300,000.00 | 4/17/07 |
| 180642 | 303 | REG | AG0700363 | DELAWARE COUNTY BANK & TRUST CO. | 1.0800 | 4/16/08 | 1.080 | 1,011,262.00 | 1,011,262.00 | 1,011,262.00 | 4/18/07 |
| 180643 | 303 | REG | AG0700371 | RICHWOOD BANKING CO. | 1.0800 | 4/16/08 | 1.080 | 865,000.00 | 865,000.00 | 865,000.00 | 4/18/07 |
| 180644 | 303 | REG | AG0700389 | FIRST FEDERAL BANK OF THE MIDWEST | 1.0800 | 4/16/08 | 1.080 | 1,570,000.00 | 1,570,000.00 | 1,570,000.00 | 4/18/07 |
| 180657 | 303 | REG | AG0700439 | HUNTINGTON NATIONAL BANK, NA | 1.0800 | 4/16/08 | 1.080 | 100,000.00 | 100,000.00 | 100,000.00 | 4/19/07 |
| 180658 | 303 | REG | AG0700447 | HUNTINGTON NATIONAL BANK, NA | 1.0800 | 4/16/08 | 1.080 | 585,000.00 | 585,000.00 | 585,000.00 | 4/19/07 |
| 180659 | 303 | REG | AG0700454 | HUNTINGTON NATIONAL BANK, NA | 1.0800 | 4/16/08 | 1.080 | 100,000.00 | 100,000.00 | 100,000.00 | 4/19/07 |
| 180669 | 303 | REG | AG0700488 | MERCHANTS NATIONAL BANK | 1.0800 | 4/16/08 | 1.080 | 545,000.00 | 545,000.00 | 545,000.00 | 4/19/07 |
| 180670 | 303 | REG | AG0700496 | MERCHANTS NATIONAL BANK | 1.0800 | 4/16/08 | 1.080 | 100,000.00 | 100,000.00 | 100,000.00 | 4/20/07 |
| 180671 | 303 | REG | AG0700504 | ST. HENRY BANK | 1.0800 | 4/16/08 | 1.080 | 100,000.00 | 100,000.00 | 100,000.00 | 4/20/07 |
| 180674 | 303 | REG | AG0700520 | JP MORGAN CHASE BANK, NA | 1.0800 | 4/16/08 | 1.080 | 100,000.00 | 100,000.00 | 100,000.00 | 4/24/07 |
| 180687 | 303 | REG | AG0700546 | PEOPLES BANK COMPANY | 1.0800 | 4/16/08 | 1.080 | 605,000.00 | 605,000.00 | 605,000.00 | 4/23/07 |
| 180689 | 303 | REG | AG0700561 | CHAMPAIGN NATIONAL BANK | 1.0800 | 4/16/08 | 1.080 | 250,000.00 | 250,000.00 | 250,000.00 | 4/23/07 |
| 180747 | 303 | REG | AG0700595 | ADVANTAGE BANK | 1.0800 | 4/16/08 | 1.080 | 2,040,000.00 | 2,040,000.00 | 2,040,000.00 | 4/26/07 |
| 180753 | 303 | REG | AG0700603 | WELLS FARGO BANK OHIO, NA | 1.0800 | 4/16/08 | 1.080 | 1,076,000.00 | 1,076,000.00 | 1,076,000.00 | 4/26/07 |
| 180790 | 303 | REG | AG0700629 | NATIONAL CITY BANK | 1.0800 | 4/16/08 | 1.080 | 2,485,000.00 | 2,485,000.00 | 2,485,000.00 | 5/01/07 |

PGM: INVS MONTHEND_INVENTORY
 SOURCE: VISUALOED
 MODEL: INVENTORY
 BASIS: SETTLEMENT
 AS-OF: 10/31/07

RICHARD CORDRAY
 TREASURER, STATE OF OHIO

INVESTMENT INVENTORY
 SETTLED POSITIONS AS OF: 10/31/07

| INVT# | FUND | GROUP | CUSIP | DESCRIPTION | RATE | MATURITY | YIELD | PAR AMOUNT | BOOK VALUE | US\$-MARKET | IST-PER |
|--------|------|-------|-----------|-----------------------------------|--------|----------|-------|--------------|--------------|--------------|---------|
| 180791 | 303 | REG | AG0700637 | NATIONAL BANK OF OAK HARBOR | 1.0800 | 4/16/08 | 1.080 | 335,000.00 | 335,000.00 | 335,000.00 | 5/01/07 |
| 180792 | 303 | REG | AG0700645 | U.S. BANK, N.A. | 1.0800 | 4/16/08 | 1.080 | 100,000.00 | 100,000.00 | 100,000.00 | 5/01/07 |
| 180835 | 303 | REG | AG0700660 | OAK HILL BANKS | 1.0800 | 4/16/08 | 1.080 | 65,000.00 | 65,000.00 | 65,000.00 | 5/02/07 |
| 180900 | 303 | REG | AG0700678 | NATIONAL BANK & TRUST COMPANY | 1.0800 | 4/16/08 | 1.080 | 1,259,600.00 | 1,259,600.00 | 1,259,600.00 | 5/07/07 |
| 180970 | 303 | REG | AG0700686 | KINGSTON NATIONAL BANK | 1.0800 | 4/16/08 | 1.080 | 747,400.00 | 747,400.00 | 747,400.00 | 5/14/07 |
| 180971 | 303 | REG | AG0700694 | WELLS FARGO BANK OHIO, NA | 1.0800 | 4/16/08 | 1.080 | 930,000.00 | 930,000.00 | 930,000.00 | 5/14/07 |
| 180972 | 303 | REG | AG0700702 | MERCHANTS NATIONAL BANK | 1.0800 | 4/16/08 | 1.080 | 56,640.00 | 56,640.00 | 56,640.00 | 5/14/07 |
| 180973 | 303 | REG | AG0700710 | HUNTINGTON NATIONAL BANK, NA | 1.0800 | 4/16/08 | 1.080 | 50,000.00 | 50,000.00 | 50,000.00 | 5/14/07 |
| 180974 | 303 | REG | AG0700728 | HUNTINGTON NATIONAL BANK, NA | 1.0800 | 4/16/08 | 1.080 | 550,000.00 | 550,000.00 | 550,000.00 | 5/14/07 |
| 180975 | 303 | REG | AG0700736 | HUNTINGTON NATIONAL BANK, NA | 1.0800 | 4/16/08 | 1.080 | 60,000.00 | 60,000.00 | 60,000.00 | 5/14/07 |
| 180987 | 303 | REG | AG0700744 | CITIZENS NATIONAL BANK OF URBANA | 1.0800 | 4/16/08 | 1.080 | 380,000.00 | 380,000.00 | 380,000.00 | 5/15/07 |
| 180988 | 303 | REG | AG0700751 | CHAMPAIGN NATIONAL BANK | 1.0800 | 4/16/08 | 1.080 | 90,000.00 | 90,000.00 | 90,000.00 | 5/15/07 |
| 180989 | 303 | REG | AG0700769 | OHIO STATE BANK | 1.0800 | 4/16/08 | 1.080 | 200,000.00 | 200,000.00 | 200,000.00 | 5/15/07 |
| 180990 | 303 | REG | AG0700777 | SHERWOOD STATE BANK | 1.0800 | 4/16/08 | 1.080 | 135,000.00 | 135,000.00 | 135,000.00 | 5/15/07 |
| 180991 | 303 | REG | AG0700785 | CITIZENS NATIONAL BANK, CHILLICO | 1.0800 | 4/16/08 | 1.080 | 150,000.00 | 150,000.00 | 150,000.00 | 5/15/07 |
| 180992 | 303 | REG | AG0700793 | SECURITY NATIONAL BANK & TRUST | 1.0800 | 4/16/08 | 1.080 | 100,000.00 | 100,000.00 | 100,000.00 | 5/15/07 |
| 180993 | 303 | REG | AG0700801 | HUNTINGTON NATIONAL BANK, NA | 1.0800 | 4/16/08 | 1.080 | 185,000.00 | 185,000.00 | 185,000.00 | 5/15/07 |
| 181003 | 303 | REG | AG0700827 | LIBERTY NATIONAL BANK | 1.0800 | 4/16/08 | 1.080 | 277,000.00 | 277,000.00 | 277,000.00 | 5/16/07 |
| 181004 | 303 | REG | AG0700835 | STATE BANK & TRUST COMPANY | 1.0800 | 4/16/08 | 1.080 | 1,105,250.00 | 1,105,250.00 | 1,105,250.00 | 5/16/07 |
| 181005 | 303 | REG | AG0700843 | METAMORA STATE BANK | 1.0800 | 4/16/08 | 1.080 | 180,000.00 | 180,000.00 | 180,000.00 | 5/16/07 |
| 181006 | 303 | REG | AG0700850 | HUNTINGTON NATIONAL BANK, NA | 1.0800 | 4/16/08 | 1.080 | 275,150.00 | 275,150.00 | 275,150.00 | 5/16/07 |
| 181009 | 303 | REG | AG0700876 | HUNTINGTON NATIONAL BANK, NA | 1.0800 | 4/16/08 | 1.080 | 685,000.00 | 685,000.00 | 685,000.00 | 5/16/07 |
| 181024 | 303 | REG | AG0700892 | SUTTON BANK | 1.0800 | 4/16/08 | 1.080 | 320,000.00 | 320,000.00 | 320,000.00 | 5/17/07 |
| 181047 | 303 | REG | AG0700900 | NATIONAL CITY BANK | 1.0800 | 4/16/08 | 1.080 | 75,000.00 | 75,000.00 | 75,000.00 | 5/17/07 |
| 181048 | 303 | REG | AG0700918 | FIRST FEDERAL BANK OF THE MIDWEST | 1.0800 | 4/16/08 | 1.080 | 280,000.00 | 280,000.00 | 280,000.00 | 5/17/07 |
| 181049 | 303 | REG | AG0700926 | FIRST FEDERAL BANK OF THE MIDWEST | 1.0800 | 4/16/08 | 1.080 | 170,000.00 | 170,000.00 | 170,000.00 | 5/17/07 |
| 181050 | 303 | REG | AG0700934 | FARMERS CITIZENS BANK | 1.0800 | 4/16/08 | 1.080 | 247,000.00 | 247,000.00 | 247,000.00 | 5/17/07 |
| 181052 | 303 | REG | AG0700959 | COMMERCIAL SAVINGS BANK | 1.0800 | 4/16/08 | 1.080 | 360,000.00 | 360,000.00 | 360,000.00 | 5/17/07 |
| 181056 | 303 | REG | AG0700967 | CITIZENS NATIONAL OF BLUFFTON | 1.0800 | 4/16/08 | 1.080 | 720,000.00 | 720,000.00 | 720,000.00 | 5/18/07 |
| 181057 | 303 | REG | AG0700975 | RICHWOOD BANKING CO. | 1.0800 | 4/16/08 | 1.080 | 150,000.00 | 150,000.00 | 150,000.00 | 5/18/07 |
| 181080 | 303 | REG | AG0701007 | FIRST-KNOX NATIONAL BANK | 1.0800 | 4/16/08 | 1.080 | 100,000.00 | 100,000.00 | 100,000.00 | 5/21/07 |
| 181081 | 303 | REG | AG0701015 | MINSTER BANK | 1.0800 | 4/16/08 | 1.080 | 225,000.00 | 225,000.00 | 225,000.00 | 5/21/07 |
| 181111 | 303 | REG | AG0701049 | UNITED BANK N.A. | 1.0800 | 4/16/08 | 1.080 | 200,000.00 | 200,000.00 | 200,000.00 | 5/23/07 |
| 181112 | 303 | REG | AG0701056 | FIRST FINANCIAL BANK, NA | 1.0800 | 4/16/08 | 1.080 | 50,000.00 | 50,000.00 | 50,000.00 | 5/23/07 |
| 181113 | 303 | REG | AG0701064 | NATIONAL BANK & TRUST COMPANY | 1.0800 | 4/16/08 | 1.080 | 35,000.00 | 35,000.00 | 35,000.00 | 5/23/07 |
| 181114 | 303 | REG | AG0701072 | RIPLEY FEDERAL SAVINGS BANK | 1.0800 | 4/16/08 | 1.080 | 580,000.00 | 580,000.00 | 580,000.00 | 5/23/07 |
| 181141 | 303 | REG | AG0701098 | HUNTINGTON NATIONAL BANK, NA | 1.0800 | 4/16/08 | 1.080 | 20,000.00 | 20,000.00 | 20,000.00 | 5/25/07 |
| 181180 | 303 | REG | AG0701106 | CITIZENS NATIONAL BANK, CHILLICO | 1.0800 | 4/16/08 | 1.080 | 474,000.00 | 474,000.00 | 474,000.00 | 5/29/07 |

PGM: INVS_MONTHEND_INVENTORY
 SOURCE: VisualQED
 MODEL: INVENTORY
 BASIS: SETTLEMENT
 AS-OF: 10/31/07

RICHARD CORDRAY
 TREASURER, STATE OF OHIO

INVESTMENT INVENTORY
 SETTLED POSITIONS AS OF: 10/31/07

| INVS# | FUND | GROUP | CUSIP | DESCRIPTION | RATE | MATURITY | YIELD | PAR | AMOUNT | BOOK-VALUE | US\$-MARKET | 1ST-PUR |
|--------|------|-------|-----------|----------------------------------|--------|----------|-------|---------------|------------------|------------------|------------------|---------|
| 181181 | 303 | REG | AG0701114 | UNION BANK COMPANY | 1.0800 | 4/16/08 | 1.080 | 385,000.00 | 385,000.00 | 385,000.00 | 385,000.00 | 5/29/07 |
| 181214 | 303 | REG | AG0701155 | CITIZENS NATIONAL BANK, CHILLICO | 1.0800 | 4/16/08 | 1.080 | 150,000.00 | 150,000.00 | 150,000.00 | 150,000.00 | 6/01/07 |
| 181215 | 303 | REG | AG0701163 | NATIONAL BANK & TRUST COMPANY | 1.0800 | 4/16/08 | 1.080 | 100,000.00 | 100,000.00 | 100,000.00 | 100,000.00 | 6/01/07 |
| 181216 | 303 | REG | AG0701171 | JP MORGAN CHASE BANK, NA | 1.0800 | 4/16/08 | 1.080 | 230,000.00 | 230,000.00 | 230,000.00 | 230,000.00 | 6/01/07 |
| 181237 | 303 | REG | AG0701197 | DELAWARE COUNTY BANK & TRUST CO. | 1.0800 | 4/16/08 | 1.080 | 100,000.00 | 100,000.00 | 100,000.00 | 100,000.00 | 6/05/07 |
| 181349 | 303 | REG | AG0701205 | OLD FORT BANKING COMPANY | 1.0800 | 4/16/08 | 1.080 | 60,000.00 | 60,000.00 | 60,000.00 | 60,000.00 | 6/12/07 |
| 181460 | 303 | REG | AG0701221 | HUNTINGTON NATIONAL BANK, NA | 1.0800 | 4/16/08 | 1.080 | 100,000.00 | 100,000.00 | 100,000.00 | 100,000.00 | 6/26/07 |
| 181478 | 303 | REG | AG0701239 | CITIZENS BANKING COMPANY | 1.0800 | 4/16/08 | 1.080 | 200,000.00 | 200,000.00 | 200,000.00 | 200,000.00 | 6/27/07 |
| 181503 | 303 | REG | AG0701254 | APPLE CREEK BANKING COMPANY | 1.0800 | 4/16/08 | 1.080 | 100,000.00 | 100,000.00 | 100,000.00 | 100,000.00 | 6/29/07 |
| 182968 | 303 | REG | AG0701270 | HOME SAVINGS & LOAN COMPANY | 1.0800 | 4/16/08 | 1.080 | 70,000.00 | 70,000.00 | 70,000.00 | 70,000.00 | 4/24/07 |
| | | | | | | | | | 53,491,398.03 | 53,491,398.03 | 53,491,398.03 | |
| 180572 | 303 | REG | 31331XVY5 | KEYBANK,NA | 1.0800 | 5/09/08 | 1.080 | 70,000,000.00 | 70,000,000.00 | 70,000,000.00 | 70,000,000.00 | 4/16/07 |
| | | | | | | | | | 70,000,000.00 | 70,000,000.00 | 70,000,000.00 | |
| | | | | | | | | | 6,929,972,991.02 | 6,916,234,680.39 | 6,934,610,159.39 | |

PGM: INVS MONTHEND_INVENTORY
 SOURCE: VISUALQED
 MODEL: INVENTORY
 BASIS: SETTLEMENT
 AS-OF: 10/31/07

RICHARD CORDRAY
 TREASURER, STATE OF OHIO

INVESTMENT INVENTORY
 SETTLED POSITIONS AS OF: 10/31/07

| INVT# | FUND | GROUP | CUSIP | DESCRIPTION | RATE | MATURITY | YIELD | PAR | AMOUNT | BOOK-VALUE | US\$-MARKET | 1ST-PUR |
|--------|------|-------|-----------|--------------------------------|--------|----------|-------|------------------|------------------|------------------|------------------|----------|
| 183025 | 295 | TOB | 38141X271 | GOLDMAN SACHS FIN SQ GOVT #465 | 4.8000 | | | 2,112,000,000.00 | 2,112,000,000.00 | 2,112,000,000.00 | | 10/29/07 |
| 183026 | 295 | TOB | 60934N104 | FEDERATED GOVT OBLIG FUND #005 | 4.7700 | | | 2,000,000,000.00 | 2,000,000,000.00 | 2,000,000,000.00 | | 10/29/07 |
| 183027 | 296 | TOB | 60934N104 | FEDERATED GOVT OBLIG FUND #005 | 4.7700 | | | 938,000,000.00 | 938,000,000.00 | 938,000,000.00 | | 10/29/07 |
| | | | | | | | | | 5,050,000,000.00 | 5,050,000,000.00 | 5,050,000,000.00 | |
| | | | | | | | | | 5,050,000,000.00 | 5,050,000,000.00 | 5,050,000,000.00 | |

PGM: INVE_MONTHEND_INVENTORY
 SOURCE: VIALUQED
 MODEL: INVENTORY
 BASIS: SETTLEMENT
 AS-OF: 10/31/07

RICHARD CORDRAY
 TREASURER, STATE OF OHIO

INVESTMENT INVENTORY
 SETTLED POSITIONS AS OF: 10/31/07

| INVT# | FUND | GROUP | CUSIP | DESCRIPTION | RATE | MATURITY | YIELD | PAR | AMOUNT | BOOK-VALUE | US\$-MARKET | 1ST-PUR |
|--------|------|-------|-----------|-----------------------|--------|----------|-------|--------------|--------------|--------------|--------------|----------|
| 179688 | 302 | DPTF | 76116EK4 | REF CORP STRIP | | 1/15/09 | 4.925 | 150,000.00 | 136,402.50 | 143,169.00 | | 1/31/07 |
| 179126 | 302 | DPTF | 76116ES8 | REF CORP STRIP | | 4/15/10 | 4.420 | 10,000.00 | 8,632.90 | 9,089.40 | | 12/04/06 |
| 179690 | 302 | DPTF | 76116EP1 | REF CORP STRIP | | 1/15/11 | 4.781 | 150,000.00 | 124,444.50 | 132,163.50 | | 1/31/07 |
| 179692 | 302 | DPTF | 76116EF2 | REF CORP STRIP | | 1/15/13 | 4.886 | 150,000.00 | 112,534.50 | 120,810.00 | | 1/31/07 |
| 179693 | 302 | DPTF | 76116EP8 | REF CORP STRIP | | 1/15/14 | 4.926 | 150,000.00 | 106,912.50 | 114,987.00 | | 1/31/07 |
| 162210 | 302 | DPTF | 76116EFK1 | REF CORP STRIP | | 1/15/15 | 5.250 | 900,000.00 | 497,115.00 | 654,156.00 | | 8/01/03 |
| 718 | 302 | DPTF | 76116EFL9 | REF CORP STRIP | | 7/15/15 | 7.568 | 2,408,000.00 | 463,660.40 | 1,705,441.92 | | 5/14/93 |
| 721 | 302 | DPTF | 76116ECF5 | REF CORP STRIP | | 10/15/16 | 6.720 | 3,600,000.00 | 898,956.00 | 2,377,836.00 | | 10/18/95 |
| 178269 | 302 | DPTF | 76116EFP0 | REF CORP STRIP | | 1/15/17 | 4.841 | 4,262,000.00 | 2,604,167.24 | 2,777,928.98 | | 9/27/06 |
| 179696 | 302 | DPTF | 76116ECG3 | REF CORP STRIP | | 1/15/17 | 5.090 | 150,000.00 | 90,952.50 | 97,768.50 | | 1/31/07 |
| 178776 | 302 | DPTF | 76116ECG3 | REF CORP STRIP | | 4/15/17 | 4.865 | 3,475,000.00 | 2,104,460.00 | 2,231,158.50 | | 11/08/06 |
| 179055 | 302 | DPTF | 76116ECJ7 | REF CORP STRIP | | 4/15/17 | 4.792 | 21,000.00 | 12,845.28 | 13,483.26 | | 11/28/06 |
| 179127 | 302 | DPTF | 76116EFS4 | REF CORP STRIP | | 7/15/18 | 7.989 | 7,000,000.00 | 1,119,650.00 | 4,184,810.00 | | 2/22/95 |
| 178563 | 302 | DPTF | 76116EFS4 | REF CORP STRIP | | 7/15/18 | 7.989 | 7,000,000.00 | 1,119,650.00 | 4,184,810.00 | | 2/22/95 |
| 728 | 302 | DPTF | 76116EKA4 | REF CORP STRIP | | 10/15/18 | 7.383 | 3,000,000.00 | 549,780.00 | 1,770,960.00 | | 5/22/95 |
| 729 | 302 | DPTF | 76116EKA4 | REF CORP STRIP | | 10/15/18 | 6.760 | 2,600,000.00 | 563,810.00 | 1,534,832.00 | | 10/18/95 |
| 179054 | 302 | DPTF | 76116EKL2 | REF CORP STRIP | | 10/15/18 | 4.847 | 97,000.00 | 54,912.67 | 57,261.04 | | 11/28/06 |
| 180734 | 302 | DPTF | 76116EKL2 | REF CORP STRIP | | 4/15/19 | 5.010 | 100,000.00 | 55,335.00 | 57,304.00 | | 4/30/07 |
| 165708 | 302 | DPTF | 76116EFV7 | REF CORP STRIP | | 1/15/20 | 5.750 | 316,000.00 | 129,620.04 | 173,537.72 | | 4/26/04 |
| 179699 | 302 | DPTF | 76116EFV7 | REF CORP STRIP | | 1/15/20 | 5.232 | 150,000.00 | 76,833.00 | 82,375.50 | | 1/31/07 |
| 179056 | 302 | DPTF | 76116EAT7 | REF CORP STRIP | | 4/15/20 | 4.887 | 70,000.00 | 36,688.40 | 37,861.60 | | 11/28/06 |
| 74345 | 302 | DPTF | 76116EAT7 | REF CORP STRIP | | 10/15/20 | 5.721 | 2,300,000.00 | 663,205.00 | 1,213,963.00 | | 9/28/98 |
| 179700 | 302 | DPTF | 76116EAT7 | REF CORP STRIP | | 1/15/21 | 5.251 | 150,000.00 | 72,754.50 | 77,892.00 | | 1/31/07 |
| 179053 | 302 | DPTF | 76116EAG2 | REF CORP STRIP | | 1/15/21 | 4.940 | 489,000.00 | 245,380.20 | 254,852.13 | | 11/28/06 |
| 179704 | 302 | DPTF | 76116EAG2 | REF CORP STRIP | | 1/15/25 | 5.262 | 150,000.00 | 59,028.00 | 63,382.50 | | 1/31/07 |
| ----- | | | | | | | | | | | | |
| 119251 | 302 | DPTF | 313490BF0 | FED JUDICIARY | | 2/15/09 | 6.960 | 1,525,000.00 | 805,276.25 | 1,447,819.75 | | 10/15/99 |
| 119261 | 302 | DPTF | 313490BF0 | FED JUDICIARY | | 2/15/09 | 6.960 | 1,432,000.00 | 756,167.60 | 1,359,526.48 | | 10/15/99 |
| 49399 | 302 | DPTF | 313490CK8 | FED JUDICIARY | | 2/15/23 | 6.362 | 3,400,000.00 | 716,040.00 | 1,566,210.00 | | 3/30/98 |
| 49401 | 302 | DPTF | 313490CM4 | FED JUDICIARY | | 2/15/24 | 6.332 | 2,400,000.00 | 478,320.00 | 1,040,040.00 | | 3/30/98 |
| ----- | | | | | | | | | | | | |
| 148815 | 302 | DPTF | 313318P90 | FFCE MEDIUM TERM NOTE | 5.4500 | 12/11/13 | 6.040 | 2,225,000.00 | 2,110,279.00 | 2,305,700.75 | | 5/09/01 |
| ----- | | | | | | | | | | | | |
| | | | | | | | | | 2,225,000.00 | 2,110,279.00 | 2,305,700.75 | |

PGM: INVS_MONTHEND_INVENTORY
 SOURCE: VISUALQED
 MODEL: INVENTORY
 BASIS: SETTLEMENT
 AS-OF: 10/31/07

RICHARD CORDRAY
 THESAURER, STATE OF OHIO

INVESTMENT INVENTORY
 SETTLED POSITIONS AS OF: 10/31/07

| INVT# | FUND | GROUP | CUSIP | DESCRIPTION | RATE | MATURITY | YIELD | PAR AMOUNT | BOOK VALUE | US\$-MARKET | 1ST-PDF | |
|--------|------|-------|-----------|-----------------|--------|----------|-------|---------------|----------------|----------------|----------------|--|
| 7551 | 302 | DFTF | 3133M14J5 | FHLS DEBENTURE | 6.3650 | 11/05/07 | 5.122 | 8,000,000.00 | 8,712,500.00 | 8,002,480.00 | 10/19/98 | |
| 178202 | 302 | DFTF | 3133M4FT1 | FHLS DEBENTURE | 5.4250 | 3/14/08 | 5.103 | 5,015,000.00 | 4,848,451.85 | 4,980,546.95 | 9/20/06 | |
| 74362 | 302 | DFTF | 3133M5SM3 | FHLS DEBENTURE | 5.4250 | 9/24/08 | 5.220 | 4,500,000.00 | 4,571,055.00 | 4,535,145.00 | 9/28/98 | |
| 178636 | 302 | DFTF | 3133MTZL5 | FHLS DEBENTURE | 4.5000 | 11/15/12 | 5.078 | 1,755,000.00 | 1,702,665.90 | 1,743,487.20 | 10/26/06 | |
| 178918 | 302 | DFTF | 3133MTZL5 | FHLS DEBENTURE | 4.5000 | 11/15/12 | 4.916 | 210,000.00 | 205,510.20 | 208,622.40 | 11/17/06 | |
| | | | | | | | | | 19,480,000.00 | 20,040,182.95 | 19,470,281.55 | |
| 178204 | 302 | DFTF | 3128X3H55 | FHLMC DEBENTURE | 3.2500 | 11/02/07 | 5.180 | 440,000.00 | 430,883.20 | 439,982.40 | 9/20/06 | |
| 178203 | 302 | DFTF | 3134A4Y8 | FHLMC DEBENTURE | 3.6250 | 2/15/08 | 5.145 | 6,375,000.00 | 6,245,205.00 | 6,355,110.00 | 9/20/06 | |
| 178922 | 302 | DFTF | 3134A4Y8 | FHLMC DEBENTURE | 3.6250 | 2/15/08 | 5.116 | 80,000.00 | 78,575.20 | 79,750.40 | 11/17/06 | |
| 178270 | 302 | DFTF | 3134A2D2 | FHLMC DEBENTURE | 5.7500 | 4/15/08 | 4.987 | 8,795,000.00 | 8,893,591.95 | 8,849,968.75 | 9/27/06 | |
| 178205 | 302 | DFTF | 3134A4V9 | FHLMC DEBENTURE | 3.8750 | 6/15/08 | 5.075 | 6,730,000.00 | 6,596,947.90 | 6,700,589.90 | 9/20/06 | |
| 152114 | 302 | DFTF | 3134A2U5 | FHLMC DEBENTURE | 5.1250 | 10/15/09 | 4.819 | 3,390,000.00 | 3,450,647.10 | 3,413,323.20 | 10/29/01 | |
| 178421 | 302 | DFTF | 3134A3EM4 | FHLMC DEBENTURE | 4.2500 | 3/15/09 | 4.822 | 4,160,000.00 | 4,247,776.00 | 4,232,800.00 | 10/06/06 | |
| 178285 | 302 | DFTF | 3134AAUS1 | FHLMC DEBENTURE | 4.2500 | 7/15/09 | 4.851 | 6,800,000.00 | 6,693,852.00 | 6,787,284.00 | 9/28/06 | |
| 178429 | 302 | DFTF | 3134A4UW2 | FHLMC DEBENTURE | 4.0000 | 12/15/09 | 4.831 | 1,485,000.00 | 1,448,810.55 | 1,475,258.40 | 10/06/06 | |
| 178350 | 302 | DFTF | 3134A3L8 | FHLMC DEBENTURE | 7.0000 | 3/15/10 | 4.854 | 3,280,000.00 | 3,501,006.40 | 3,472,700.00 | 10/03/06 | |
| 179122 | 302 | DFTF | 3134A3L8 | FHLMC DEBENTURE | 7.0000 | 3/15/10 | 4.619 | 10,000.00 | 10,716.20 | 10,587.50 | 12/04/06 | |
| 178475 | 302 | DFTF | 3134A4V87 | FHLMC DEBENTURE | 4.1250 | 7/12/10 | 5.058 | 3,225,000.00 | 3,123,186.75 | 3,203,844.00 | 10/12/06 | |
| 178500 | 302 | DFTF | 3134A35H5 | FHLMC DEBENTURE | 6.8750 | 9/15/10 | 5.072 | 1,625,000.00 | 1,727,667.50 | 1,730,625.00 | 10/17/06 | |
| 178923 | 302 | DFTF | 3134A4Y7 | FHLMC DEBENTURE | 5.6250 | 3/15/11 | 4.931 | 3,520,000.00 | 3,613,878.40 | 3,648,691.20 | 11/17/06 | |
| 178300 | 302 | DFTF | 3134A4FM1 | FHLMC DEBENTURE | 6.0000 | 6/15/11 | 4.897 | 7,950,000.00 | 8,314,189.50 | 8,349,964.50 | 9/29/06 | |
| 178642 | 302 | DFTF | 3134A4FM1 | FHLMC DEBENTURE | 6.0000 | 6/15/11 | 5.045 | 315,000.00 | 327,275.55 | 330,847.65 | 10/26/06 | |
| 178259 | 302 | DFTF | 3134A4HF4 | FHLMC DEBENTURE | 5.5000 | 9/15/11 | 4.868 | 9,070,000.00 | 9,319,787.80 | 9,381,826.60 | 9/29/06 | |
| 178302 | 302 | DFTF | 3134A4JT2 | FHLMC DEBENTURE | 5.7500 | 1/15/12 | 4.902 | 9,010,000.00 | 9,361,750.40 | 9,409,863.80 | 9/29/06 | |
| 178338 | 302 | DFTF | 3134A4SA3 | FHLMC DEBENTURE | 4.5000 | 1/15/13 | 4.927 | 6,955,000.00 | 6,795,660.95 | 6,898,525.40 | 10/02/06 | |
| 178648 | 302 | DFTF | 3134A4SA3 | FHLMC DEBENTURE | 4.5000 | 1/15/13 | 5.019 | 370,000.00 | 359,828.70 | 366,995.60 | 10/27/06 | |
| 178635 | 302 | DFTF | 3134A4T7 | FHLMC DEBENTURE | 4.5000 | 7/15/13 | 5.095 | 3,565,000.00 | 3,445,358.60 | 3,524,893.75 | 10/26/06 | |
| 178456 | 302 | DFTF | 3134A4U8 | FHLMC DEBENTURE | 4.8750 | 11/15/13 | 5.053 | 6,525,000.00 | 6,456,226.50 | 6,565,781.25 | 10/12/06 | |
| 178641 | 302 | DFTF | 3134A4U4 | FHLMC DEBENTURE | 4.5000 | 1/15/14 | 5.094 | 10,775,000.00 | 10,391,625.50 | 10,623,503.50 | 10/26/06 | |
| 179085 | 302 | DFTF | 3134A4U4 | FHLMC DEBENTURE | 4.5000 | 1/15/14 | 4.757 | 150,000.00 | 147,685.50 | 147,891.00 | 11/30/06 | |
| 178388 | 302 | DFTF | 3134A4U0 | FHLMC DEBENTURE | 4.5000 | 1/15/15 | 4.919 | 14,165,000.00 | 13,764,272.15 | 13,881,700.00 | 10/04/06 | |
| 178472 | 302 | DFTF | 3134A4VC5 | FHLMC DEBENTURE | 4.3750 | 7/17/15 | 5.079 | 6,655,000.00 | 6,326,442.65 | 6,453,286.95 | 10/12/06 | |
| 178225 | 302 | DFTF | 3134A4V6 | FHLMC DEBENTURE | 4.7500 | 11/17/15 | 5.070 | 2,105,000.00 | 2,056,016.65 | 2,089,212.50 | 9/21/06 | |
| 178609 | 302 | DFTF | 3134A4Z4 | FHLMC DEBENTURE | 4.7500 | 1/19/16 | 5.181 | 4,395,000.00 | 4,256,997.00 | 4,367,531.25 | 10/24/06 | |
| 178224 | 302 | DFTF | 3137EAAD1 | FHLMC DEBENTURE | 5.2500 | 4/18/16 | 5.087 | 8,960,000.00 | 9,069,222.40 | 9,181,222.40 | 9/21/06 | |
| 178562 | 302 | DFTF | 3137EAAG4 | FHLMC DEBENTURE | 5.5000 | 7/18/16 | 5.141 | 6,915,000.00 | 7,102,742.25 | 7,204,600.20 | 10/20/06 | |
| 178683 | 302 | DFTF | 3137EAJ8 | FHLMC DEBENTURE | 5.1250 | 10/18/16 | 5.027 | 5,405,000.00 | 5,445,969.90 | 5,484,399.45 | 10/31/06 | |
| | | | | | | | | | 153,200,000.00 | 153,003,796.15 | 154,662,560.55 | |

PGM: INVS MONTHEND_INVENTORY
 SOURCE: VISUALQED
 MODEL: INVENTORY
 BASIS: SETTLEMENT
 AS-OF: 10/31/07

RICHARD CORDRAY
 TREASURER, STATE OF OHIO

INVESTMENT INVENTORY
 SETTLED POSITIONS AS OF: 10/31/07

| INVT# | FUND | GROUP | CUSIP | DESCRIPTION | RATE | MATURITY | YIELD | PAR AMOUNT | BOOK VALUE | US\$-MARKET | 1ST-PFR |
|--------|------|-------|-----------|----------------|--------|----------|-------|---------------|----------------|---------------|---------------|
| 179686 | 302 | DPTF | 3134A4LK8 | FHLMC STRIP | | 1/15/08 | 5.199 | 150,000.00 | 142,800.00 | 148,722.00 | 1/31/07 |
| 173190 | 302 | DPTF | 3134A2UH9 | FHLMC STRIP | | 10/15/08 | 4.446 | 780,000.00 | 682,349.93 | 749,494.20 | 9/30/05 |
| 179121 | 302 | DPTF | 3134A2UH9 | FHLMC STRIP | | 10/15/08 | 4.844 | 34,000.00 | 31,106.26 | 32,670.26 | 12/04/06 |
| 173192 | 302 | DPTF | 3128X3PA3 | FHLMC STRIP | | 7/06/09 | 4.420 | 789,000.00 | 669,206.13 | 735,127.08 | 9/30/05 |
| 159068 | 302 | DPTF | 3134A4LU6 | FHLMC STRIP | | 7/15/12 | 4.790 | 7,521,000.00 | 4,804,640.43 | 6,145,409.10 | 1/27/03 |
| 70663 | 302 | DPTF | 3134ALMX5 | FHLMC STRIP | | 2/01/14 | 5.900 | 2,500,000.00 | 1,020,000.00 | 1,882,500.00 | 9/01/98 |
| 50454 | 302 | DPTF | 3134ALX39 | FHLMC STRIP | | 6/01/15 | 6.206 | 6,900,000.00 | 2,416,863.00 | 4,831,932.00 | 4/02/98 |
| 70664 | 302 | DPTF | 3134ALME0 | FHLMC STRIP | | 3/01/16 | 5.945 | 1,900,000.00 | 681,530.00 | 1,277,218.00 | 9/01/98 |
| 82960 | 302 | DPTF | 3134ALME0 | FHLMC STRIP | | 3/01/16 | 6.162 | 3,800,000.00 | 1,328,860.00 | 2,554,436.00 | 11/09/98 |
| 178660 | 302 | DPTF | 3134ALCT5 | FHLMC STRIP | | 9/15/16 | 5.130 | 885,000.00 | 536,672.85 | 577,312.05 | 10/30/06 |
| 178759 | 302 | DPTF | 3134A3Y83 | FHLMC STRIP | | 3/15/17 | 5.100 | 500,000.00 | 296,810.00 | 317,200.00 | 11/07/06 |
| 179374 | 302 | DPTF | 3134A3Y83 | FHLMC STRIP | | 3/15/17 | 5.020 | 429,000.00 | 258,468.21 | 272,157.60 | 12/26/06 |
| 178738 | 302 | DPTF | 3134A4BK9 | FHLMC STRIP | | 3/15/17 | 5.047 | 6,026,000.00 | 3,595,894.98 | 3,822,894.40 | 11/06/06 |
| 179375 | 302 | DPTF | 3134A3Z33 | FHLMC STRIP | | 9/15/18 | 5.080 | 1,698,000.00 | 943,222.02 | 988,422.78 | 12/26/06 |
| 178739 | 302 | DPTF | 3134A4BN3 | FHLMC STRIP | | 9/15/18 | 5.117 | 3,691,000.00 | 2,027,355.57 | 2,148,420.37 | 11/06/06 |
| 121236 | 302 | DPTF | 3134ALNA4 | FHLMC STRIP | | 1/02/19 | 6.960 | 21,000,000.00 | 5,665,170.00 | 12,009,690.00 | 11/08/99 |
| 104953 | 302 | DPTF | 313400BV4 | FHLMC STRIP | | 11/29/19 | 6.230 | 2,695,000.00 | 762,469.40 | 1,461,202.05 | 4/30/99 |
| 178664 | 302 | DPTF | 313400BV4 | FHLMC STRIP | | 11/29/19 | 5.278 | 1,707,000.00 | 863,605.44 | 925,518.33 | 10/30/06 |
| 93767 | 302 | DPTF | 3134ALHU7 | FHLMC STRIP | | 12/02/19 | 6.151 | 5,100,000.00 | 1,438,965.00 | 2,763,792.00 | 1/13/99 |
| 108426 | 302 | DPTF | 3134ALHU7 | FHLMC STRIP | | 12/02/19 | 6.720 | 1,000,000.00 | 258,860.00 | 541,920.00 | 6/21/99 |
| 178674 | 302 | DPTF | 3134A4BS2 | FHLMC STRIP | | 9/15/20 | 5.286 | 1,146,000.00 | 555,718.32 | 592,333.02 | 10/31/06 |
| 178684 | 302 | DPTF | 3134A4BS2 | FHLMC STRIP | | 9/15/20 | 5.220 | 4,423,000.00 | 2,164,041.21 | 2,286,116.01 | 10/31/06 |
| 178680 | 302 | DPTF | 3134A4BT0 | FHLMC STRIP | | 3/15/21 | 5.227 | 3,286,000.00 | 1,565,318.96 | 1,651,182.14 | 10/31/06 |
| 178679 | 302 | DPTF | 3134A4BT0 | FHLMC STRIP | | 9/15/21 | 5.246 | 6,590,000.00 | 3,050,379.20 | 3,220,137.60 | 10/31/06 |
| 178682 | 302 | DPTF | 3134A4BU7 | FHLMC STRIP | | 9/15/21 | 5.319 | 421,000.00 | 192,822.21 | 205,717.44 | 10/31/06 |
| 178666 | 302 | DPTF | 3134A4MY7 | FHLMC STRIP | | 1/15/22 | 5.233 | 5,619,000.00 | 2,561,364.96 | 2,695,378.11 | 10/30/06 |
| 178685 | 302 | DPTF | 3134A4BV5 | FHLMC STRIP | | 3/15/22 | 5.230 | 4,602,000.00 | 2,080,702.26 | 2,186,272.14 | 10/31/06 |
| 178619 | 302 | DPTF | 3134A4BW3 | FHLMC STRIP | | 9/15/22 | 5.406 | 2,166,000.00 | 928,044.36 | 1,002,338.16 | 10/25/06 |
| 158997 | 302 | DPTF | 3134A4NB6 | FHLMC STRIP | | 7/15/23 | 6.035 | 3,400,000.00 | 1,006,230.00 | 1,507,390.00 | 1/23/03 |
| 173969 | 302 | DPTF | 3134A4CJ1 | FHLMC STRIP | | 9/15/28 | 5.180 | 1,252,000.00 | 391,074.72 | 426,606.48 | 12/14/05 |
| | | | | | | | | | 102,010,000.00 | 42,920,545.42 | 59,959,509.32 |
| 178484 | 302 | DPTF | 31359MQ2 | FNMA DEBENTURE | 3.1250 | 12/15/07 | 5.215 | 4,585,000.00 | 4,477,160.80 | 4,576,426.05 | 10/13/06 |
| 178603 | 302 | DPTF | 31359MT3 | FNMA DEBENTURE | 4.6250 | 1/15/08 | 5.225 | 8,415,000.00 | 8,355,253.50 | 8,412,391.35 | 10/24/06 |
| 178238 | 302 | DPTF | 31359MDU4 | FNMA DEBENTURE | 6.0000 | 5/15/08 | 5.004 | 6,080,000.00 | 6,174,179.20 | 6,123,715.20 | 9/22/06 |
| 178236 | 302 | DPTF | 31359MB41 | FNMA DEBENTURE | 3.8750 | 7/15/08 | 5.036 | 4,865,000.00 | 4,767,991.90 | 4,848,264.40 | 9/22/06 |
| 178237 | 302 | DPTF | 31359MSQ7 | FNMA DEBENTURE | 3.2500 | 8/15/08 | 4.987 | 4,435,000.00 | 4,297,071.50 | 4,390,650.00 | 9/22/06 |
| 178206 | 302 | DPTF | 31359MTF0 | FNMA DEBENTURE | 3.7500 | 9/15/08 | 5.086 | 3,825,000.00 | 3,729,604.50 | 3,799,908.00 | 9/20/06 |

PGM: INVS_MONTHEND_INVENTORY
 SOURCE: VISUALQED
 MODEL: INVENTORY
 BASIS: SETTLEMENT
 AS-OF: 10/31/07

RICHARD CORDRAY
 TREA SURER, STATE OF OHIO

INVESTMENT INVENTORY
 SETTLED POSITIONS AS OF: 10/31/07

| INVT# | FUND | GROUP | CUSIP | DESCRIPTION | RATE | MATURITY | YIELD | PAR AMOUNT | BOOK VALUE | US\$-MARKET | 1ST-PDR |
|--------|------|-------|------------|-----------------------|--------|----------|-------|---------------|----------------|----------------|----------------|
| 178921 | 302 | DPTF | 31359MZK9 | FNMA DEBEENTURE | 4.5000 | 10/15/08 | 4.997 | 25,000.00 | 24,775.25 | 25,078.25 | 11/17/06 |
| 178211 | 302 | DPTF | 31359MTR4 | FNMA DEBEENTURE | 3.3750 | 12/15/08 | 5.017 | 3,490,000.00 | 3,370,013.80 | 3,449,655.60 | 9/20/06 |
| 179123 | 302 | DPTF | 31359MK5 | FNMA DEBEENTURE | 5.2500 | 1/15/09 | 4.642 | 55,000.00 | 55,663.30 | 55,515.50 | 12/04/06 |
| 178422 | 302 | DPTF | 31359MTZ6 | FNMA DEBEENTURE | 3.2500 | 2/15/09 | 4.834 | 2,070,000.00 | 1,997,653.50 | 2,039,591.70 | 10/06/06 |
| 178920 | 302 | DPTF | 31359MTZ6 | FNMA DEBEENTURE | 3.2500 | 2/15/09 | 4.951 | 295,000.00 | 284,447.85 | 290,666.45 | 11/17/06 |
| 178286 | 302 | DPTF | 31359MK69 | FNMA DEBEENTURE | 4.8750 | 4/15/09 | 4.852 | 8,335,000.00 | 8,339,250.85 | 8,389,677.60 | 9/28/06 |
| 178425 | 302 | DPTF | 31359MVE0 | FNMA DEBEENTURE | 4.2500 | 5/15/09 | 4.833 | 4,925,000.00 | 4,855,212.75 | 4,917,317.00 | 10/06/06 |
| 178207 | 302 | DPTF | 31359KEV1 | FNMA DEBEENTURE | 6.3750 | 6/15/09 | 4.993 | 5,315,000.00 | 5,500,174.60 | 5,479,446.10 | 9/20/06 |
| 178430 | 302 | DPTF | 31359MEY5 | FNMA DEBEENTURE | 6.6250 | 9/15/09 | 4.852 | 11,140,000.00 | 11,674,942.80 | 11,592,618.20 | 10/06/06 |
| 178428 | 302 | DPTF | 31359MFG3 | FNMA DEBEENTURE | 7.2500 | 1/15/10 | 4.864 | 6,065,000.00 | 6,497,616.45 | 6,430,780.15 | 10/06/06 |
| 178919 | 302 | DPTF | 31359MFK1 | FNMA DEBEENTURE | 7.2500 | 1/15/10 | 4.960 | 30,000.00 | 31,984.20 | 31,809.30 | 11/17/06 |
| 178273 | 302 | DPTF | 31359MFK1 | FNMA DEBEENTURE | 3.8750 | 2/15/10 | 4.862 | 3,115,000.00 | 3,020,023.65 | 3,084,815.65 | 9/27/06 |
| 178351 | 302 | DPTF | 31359MC92 | FNMA DEBEENTURE | 4.1250 | 5/15/10 | 4.839 | 3,505,000.00 | 3,422,702.60 | 3,483,093.75 | 10/03/06 |
| 143511 | 302 | DPTF | 31359MFS7 | FNMA DEBEENTURE | 7.1250 | 6/15/10 | 6.924 | 1,000,000.00 | 1,014,020.00 | 1,067,190.00 | 8/10/00 |
| 178349 | 302 | DPTF | 31359MFS7 | FNMA DEBEENTURE | 7.1250 | 6/15/10 | 4.854 | 3,250,000.00 | 3,496,902.50 | 3,468,367.50 | 10/03/06 |
| 178352 | 302 | DPTF | 31359MKN7 | FNMA DEBEENTURE | 4.2500 | 8/15/10 | 4.852 | 2,900,000.00 | 2,838,984.00 | 2,889,125.00 | 10/03/06 |
| 178473 | 302 | DPTF | 31359MGJ6 | FNMA DEBEENTURE | 6.6250 | 11/15/10 | 5.074 | 4,705,000.00 | 4,971,303.00 | 4,997,603.95 | 10/12/06 |
| 178628 | 302 | DPTF | 31359MFP40 | FNMA DEBEENTURE | 4.5000 | 2/15/11 | 5.084 | 3,460,000.00 | 3,382,565.20 | 3,469,722.60 | 10/26/06 |
| 179124 | 302 | DPTF | 31359MFP40 | FNMA DEBEENTURE | 4.5000 | 2/15/11 | 4.615 | 25,000.00 | 24,889.75 | 25,070.25 | 12/04/06 |
| 178637 | 302 | DPTF | 31359MK26 | FNMA DEBEENTURE | 5.1250 | 4/15/11 | 5.088 | 2,175,000.00 | 2,178,132.00 | 2,221,893.00 | 10/26/06 |
| 178301 | 302 | DPTF | 31359MJH7 | FNMA DEBEENTURE | 6.0000 | 5/15/11 | 4.899 | 4,015,000.00 | 4,195,795.45 | 4,215,750.00 | 9/29/06 |
| 178374 | 302 | DPTF | 31359MQ3 | FNMA DEBEENTURE | 6.1250 | 3/15/12 | 4.930 | 4,565,000.00 | 4,822,922.50 | 4,838,900.00 | 10/02/06 |
| 178271 | 302 | DPTF | 31359MTG8 | FNMA DEBEENTURE | 4.6250 | 10/15/13 | 4.909 | 8,265,000.00 | 8,126,313.30 | 8,213,343.75 | 9/27/06 |
| 178649 | 302 | DPTF | 31359MT8 | FNMA DEBEENTURE | 4.1250 | 4/15/14 | 5.023 | 15,830,000.00 | 14,953,651.20 | 15,256,162.50 | 10/27/06 |
| 178387 | 302 | DPTF | 31359MA45 | FNMA DEBEENTURE | 5.0000 | 4/15/15 | 4.945 | 5,635,000.00 | 5,656,356.65 | 5,696,846.90 | 10/04/06 |
| 178389 | 302 | DPTF | 31359MZC0 | FNMA DEBEENTURE | 4.3750 | 10/15/15 | 4.941 | 7,240,000.00 | 6,944,246.00 | 7,038,655.60 | 10/04/06 |
| 178453 | 302 | DPTF | 31359MH89 | FNMA DEBEENTURE | 5.0000 | 3/15/16 | 5.117 | 720,000.00 | 713,736.00 | 725,623.20 | 10/11/06 |
| 178532 | 302 | DPTF | 31359MS61 | FNMA DEBEENTURE | 5.3750 | 7/15/16 | 5.109 | 4,705,000.00 | 4,799,711.65 | 4,862,335.20 | 10/18/06 |
| | | | | | | | | | 149,060,000.00 | 148,995,252.20 | 150,407,810.10 |
| 25361 | 302 | DPTF | 31364BRF9 | FNMA MEDIUM TERM NOTE | 6.0800 | 12/15/10 | 6.202 | 5,800,000.00 | 5,736,562.50 | 6,077,588.00 | 11/03/97 |
| 148816 | 302 | DPTF | 31364BRF9 | FNMA MEDIUM TERM NOTE | 6.0800 | 12/15/10 | 5.940 | 2,730,000.00 | 2,757,463.80 | 2,860,657.80 | 5/09/01 |
| | | | | | | | | | 8,530,000.00 | 8,494,026.30 | 8,938,245.80 |
| 173191 | 302 | DPTF | 31358CS31 | FNMA STRIP | | 11/15/07 | 4.360 | 954,000.00 | 870,448.68 | 952,473.60 | 9/30/05 |
| 179689 | 302 | DPTF | 31359YBK2 | FNMA STRIP | | 1/15/10 | 5.055 | 150,000.00 | 129,405.00 | 136,900.50 | 1/31/07 |
| 89206 | 302 | DPTF | 31364DEZ2 | FNMA STRIP | | 4/08/10 | 5.596 | 7,000,000.00 | 3,734,710.00 | 6,322,750.00 | 11/20/98 |

PGH: INVS_MONTHEHD_INVENTORY
 SOURCE: VISUALQED
 MODEL: INVENTORY
 BASIS: SETTLEMENT
 AS-OF: 10/31/07

RICHARD CORDRAY
 TREASURER, STATE OF OHIO

INVESTMENT INVENTORY
 SETTLED POSITIONS AS OF: 10/31/07

| INVT# | FUND | GROUP | CUSIP | DESCRIPTION | RATE | MATURITY | YIELD | PAR AMOUNT | BOOK VALUE | US\$-MARKET | IST-FDR |
|--------|------|-------|-----------|-------------|------|----------|-------|---------------|--------------|---------------|----------|
| 173193 | 302 | DPTF | 31359YED5 | FNMA STRIP | | 9/15/10 | 4.472 | 895,000.00 | 718,765.55 | 793,095.30 | 9/30/05 |
| 48908 | 302 | DPTF | 31364DJA5 | FNMA STRIP | | 10/08/10 | 6.100 | 5,145,000.00 | 2,422,780.50 | 4,546,585.05 | 3/26/98 |
| 69121 | 302 | DPTF | 31364DJB3 | FNMA STRIP | | 4/07/11 | 5.960 | 4,231,000.00 | 2,010,444.27 | 3,668,065.45 | 8/07/98 |
| 95440 | 302 | DPTF | 31358CX27 | FNMA STRIP | | 8/07/11 | 5.620 | 4,622,000.00 | 2,312,802.58 | 3,937,112.04 | 2/10/99 |
| 173194 | 302 | DPTF | 31359YGE1 | FNMA STRIP | | 9/15/11 | 4.528 | 319,000.00 | 244,299.77 | 270,170.67 | 9/30/05 |
| 173195 | 302 | DPTF | 31358C7B6 | FNMA STRIP | | 5/15/12 | 4.556 | 2,563,000.00 | 1,901,665.37 | 2,124,291.29 | 9/30/05 |
| 70369 | 302 | DPTF | 31358AEL0 | FNMA STRIP | | 8/12/12 | 5.880 | 5,000,000.00 | 2,227,060.46 | 4,058,450.00 | 8/28/98 |
| 173950 | 302 | DPTF | 31358CX50 | FNMA STRIP | | 1/15/13 | 4.985 | 483,000.00 | 340,640.58 | 383,806.29 | 12/12/05 |
| 96171 | 302 | DPTF | 31358YBR7 | FNMA STRIP | | 2/07/13 | 5.940 | 3,200,000.00 | 1,410,784.00 | 2,535,456.00 | 2/10/99 |
| 173951 | 302 | DPTF | 31359YBT3 | FNMA STRIP | | 1/15/14 | 5.035 | 407,000.00 | 272,173.11 | 307,321.63 | 12/12/05 |
| 634 | 302 | DPTF | 313586QR3 | FNMA STRIP | | 7/05/14 | 7.417 | 10,000,000.00 | 2,483,300.00 | 7,376,000.00 | 5/22/95 |
| 3584 | 302 | DPTF | 313586QR3 | FNMA STRIP | | 7/05/14 | 7.250 | 6,000,000.00 | 1,679,940.00 | 4,425,600.00 | 8/20/96 |
| 47369 | 302 | DPTF | 313586QR3 | FNMA STRIP | | 7/05/14 | 6.295 | 14,000,000.00 | 5,091,520.00 | 10,326,400.00 | 3/10/98 |
| 48911 | 302 | DPTF | 31364DJK3 | FNMA STRIP | | 4/08/15 | 6.205 | 5,645,000.00 | 1,993,531.75 | 3,981,587.85 | 3/26/98 |
| 173952 | 302 | DPTF | 31359YBK4 | FNMA STRIP | | 10/08/15 | 6.225 | 9,045,000.00 | 3,087,601.20 | 6,210,749.25 | 3/26/98 |
| 178745 | 302 | DPTF | 31359YBK4 | FNMA STRIP | | 1/15/16 | 5.100 | 375,000.00 | 225,585.00 | 253,777.50 | 12/12/05 |
| 51248 | 302 | DPTF | 31359YBK4 | FNMA STRIP | | 1/15/16 | 5.057 | 1,686,000.00 | 1,065,366.54 | 1,140,983.64 | 11/06/06 |
| 51249 | 302 | DPTF | 31364DJM9 | FNMA STRIP | | 4/08/16 | 6.260 | 5,000,000.00 | 1,650,550.00 | 3,342,350.00 | 4/15/98 |
| 178667 | 302 | DPTF | 31358C7L4 | FNMA STRIP | | 10/08/16 | 6.262 | 5,000,000.00 | 1,599,900.00 | 3,248,800.00 | 4/15/98 |
| 173953 | 302 | DPTF | 31359YBZ9 | FNMA STRIP | | 11/15/16 | 5.049 | 10,495,000.00 | 6,361,019.50 | 6,775,676.95 | 10/30/06 |
| 99045 | 302 | DPTF | 31359YBZ9 | FNMA STRIP | | 1/15/17 | 5.100 | 317,000.00 | 181,355.70 | 203,028.99 | 12/13/05 |
| 95441 | 302 | DPTF | 31359YBZ9 | FNMA STRIP | | 6/01/17 | 6.225 | 10,000,000.00 | 3,279,700.00 | 6,257,700.00 | 3/24/99 |
| 70667 | 302 | DPTF | 31358CY67 | FNMA STRIP | | 8/07/17 | 5.910 | 5,005,000.00 | 1,704,703.00 | 3,101,848.75 | 2/10/99 |
| 82961 | 302 | DPTF | 008452CL6 | FNMA STRIP | | 2/01/18 | 5.978 | 2,000,000.00 | 637,320.00 | 1,163,860.00 | 9/01/98 |
| 173954 | 302 | DPTF | 31359YCD7 | FNMA STRIP | | 2/12/18 | 6.158 | 2,007,000.00 | 624,136.86 | 1,207,993.23 | 11/09/98 |
| 179698 | 302 | DPTF | 31359YCD7 | FNMA STRIP | | 1/15/19 | 5.190 | 317,000.00 | 162,107.46 | 180,838.99 | 12/13/05 |
| 70368 | 302 | DPTF | 31359YCD7 | FNMA STRIP | | 1/15/19 | 5.375 | 150,000.00 | 79,561.50 | 85,570.50 | 1/31/07 |
| 104954 | 302 | DPTF | 31358ACM0 | FNMA STRIP | | 2/01/19 | 5.995 | 270,000.00 | 80,796.73 | 148,548.60 | 8/28/98 |
| 178654 | 302 | DPTF | 31358C7R1 | FNMA STRIP | | 2/01/19 | 6.310 | 5,665,000.00 | 1,660,581.45 | 3,116,769.70 | 4/30/99 |
| 3448 | 302 | DPTF | 313586RC5 | FNMA STRIP | | 5/15/19 | 5.235 | 3,225,000.00 | 1,686,030.00 | 1,805,709.75 | 10/27/06 |
| 104952 | 302 | DPTF | 313586RC5 | FNMA STRIP | | 10/09/19 | 7.220 | 1,500,000.00 | 290,220.00 | 810,405.00 | 8/12/96 |
| 178663 | 302 | DPTF | 31358C7S9 | FNMA STRIP | | 10/09/19 | 6.231 | 2,500,000.00 | 713,225.00 | 1,350,675.00 | 4/30/99 |
| 147427 | 302 | DPTF | 31359YCF2 | FNMA STRIP | | 11/15/19 | 5.260 | 651,000.00 | 330,760.08 | 353,792.46 | 10/30/06 |
| 173955 | 302 | DPTF | 31359YCF2 | FNMA STRIP | | 1/15/20 | 6.341 | 1,140,000.00 | 351,302.40 | 613,422.60 | 3/07/01 |
| 147428 | 302 | DPTF | 31359YCG0 | FNMA STRIP | | 1/15/20 | 5.240 | 314,000.00 | 151,508.14 | 168,860.26 | 12/13/05 |
| 178426 | 302 | DPTF | 31359YCG0 | FNMA STRIP | | 7/15/20 | 6.341 | 1,140,000.00 | 340,506.60 | 594,829.20 | 3/07/01 |
| 178740 | 302 | DPTF | 31358C7U4 | FNMA STRIP | | 7/15/20 | 5.183 | 5,919,000.00 | 2,925,051.42 | 3,088,415.82 | 10/06/06 |
| 128968 | 302 | DPTF | 31364DNW2 | FNMA STRIP | | 11/15/20 | 5.237 | 6,783,000.00 | 3,285,074.73 | 3,473,167.32 | 11/06/06 |
| | | | | | | 3/23/21 | 7.085 | 4,000,000.00 | 918,760.00 | 2,006,400.00 | 2/07/00 |

INVS_MONTHEHD_INVENTORY
 VISUALQED
 MODEL: INVENTORY
 BASIS: SETTLEMENT
 AS-OF: 10/31/07

PGM: INVS_MONTHEHD_INVENTORY
 SOURCE: VISUALQED
 MODEL: INVENTORY
 BASIS: SETTLEMENT
 AS-OF: 10/31/07

RICARD CORDRAY
 TRESURER, STATE OF OHIO

INVESTMENT INVENTORY
 SETTLED POSITIONS AS OF: 10/31/07

| INVT# | FUND | GROUP | CUSIP | DESCRIPTION | RATE | MATURITY | YIELD | PAR AMOUNT | BOOK VALUE | US\$-MARKET | 1ST-PUR |
|--------|------|-------|-----------|-----------------|--------|----------|-------|--------------|----------------|---------------|----------------|
| 178652 | 302 | DPTF | 31358CTV2 | FNMA STRIP | | 5/15/21 | 5.310 | 4,895,000.00 | 2,283,419.60 | 2,436,486.25 | 10/27/06 |
| 173956 | 302 | DPTF | 31359YK1 | FNMA STRIP | | 1/15/22 | 5.250 | 318,000.00 | 138,142.38 | 152,557.32 | 12/13/05 |
| 173957 | 302 | DPTF | 31359YK7 | FNMA STRIP | | 1/15/23 | 5.250 | 317,000.00 | 130,752.99 | 144,453.73 | 12/13/05 |
| 143510 | 302 | DPTF | 31358CZ90 | FNMA STRIP | | 2/07/23 | 6.830 | 2,135,000.00 | 471,386.65 | 970,464.25 | 8/10/00 |
| 108978 | 302 | DPTF | 31358C2A3 | FNMA STRIP | | 8/07/23 | 6.850 | 3,000,000.00 | 591,450.00 | 1,325,340.00 | 6/28/99 |
| 147429 | 302 | DPTF | 31359YCP0 | FNMA STRIP | | 1/15/24 | 6.271 | 1,143,000.00 | 278,697.69 | 452,644.43 | 3/07/01 |
| 173958 | 302 | DPTF | 31359YCP0 | FNMA STRIP | | 1/15/24 | 5.250 | 279,000.00 | 109,267.56 | 120,251.79 | 12/13/05 |
| 143509 | 302 | DPTF | 31358C2B1 | FNMA STRIP | | 2/07/24 | 6.800 | 1,505,000.00 | 312,829.30 | 646,487.80 | 8/10/00 |
| 132101 | 302 | DPTF | 31358C2C9 | FNMA STRIP | | 8/07/24 | 6.710 | 4,405,000.00 | 879,017.75 | 1,841,950.75 | 3/06/00 |
| 173959 | 302 | DPTF | 31359YCR6 | FNMA STRIP | | 1/15/25 | 5.290 | 266,000.00 | 98,180.60 | 108,299.24 | 12/13/05 |
| 143508 | 302 | DPTF | 31358C2D7 | FNMA STRIP | | 2/07/25 | 6.790 | 2,195,000.00 | 427,761.60 | 890,643.20 | 8/10/00 |
| 128970 | 302 | DPTF | 31364DKF2 | FNMA STRIP | | 4/08/25 | 6.960 | 1,250,000.00 | 223,375.00 | 503,462.50 | 2/07/00 |
| 147430 | 302 | DPTF | 31359YCT2 | FNMA STRIP | | 1/15/26 | 6.241 | 2,350,000.00 | 510,114.50 | 910,554.50 | 3/07/01 |
| 173960 | 302 | DPTF | 31359YCT2 | FNMA STRIP | | 1/15/26 | 5.230 | 267,000.00 | 94,640.82 | 103,454.49 | 12/13/05 |
| 152858 | 302 | DPTF | 31364DKL9 | FNMA STRIP | | 10/08/27 | 6.610 | 2,617,000.00 | 488,018.16 | 934,242.83 | 12/11/01 |
| 173965 | 302 | DPTF | 31359YCX3 | FNMA STRIP | | 1/15/28 | 5.250 | 513,000.00 | 163,318.68 | 180,570.87 | 12/14/05 |
| 173971 | 302 | DPTF | 31359YCY1 | FNMA STRIP | | 7/15/28 | 5.270 | 402,000.00 | 124,161.72 | 138,111.12 | 12/14/05 |
| 173966 | 302 | DPTF | 31359YCX8 | FNMA STRIP | | 1/15/29 | 5.230 | 513,000.00 | 155,772.45 | 171,952.47 | 12/14/05 |
| 173967 | 302 | DPTF | 31359YDB0 | FNMA STRIP | | 1/15/30 | 5.180 | 513,000.00 | 149,678.01 | 163,708.56 | 12/14/05 |
| 173972 | 302 | DPTF | 31359YEA1 | FNMA STRIP | | 5/15/30 | 5.180 | 1,558,000.00 | 446,896.72 | 489,305.48 | 12/14/05 |
| | | | | | | | | | 185,559,000.00 | 71,313,877.11 | 119,575,280.76 |
| 162140 | 302 | DPTF | 31771C326 | FICO STRIP | | 9/07/09 | 4.051 | 750,000.00 | 587,107.96 | 694,365.00 | 7/29/03 |
| 162141 | 302 | DPTF | 31771J3V0 | FICO STRIP | | 9/26/09 | 4.051 | 265,000.00 | 207,007.40 | 244,804.35 | 7/29/03 |
| 162142 | 302 | DPTF | 31771CVF9 | FICO STRIP | | 2/03/10 | 4.193 | 748,000.00 | 570,903.52 | 681,300.84 | 7/29/03 |
| 162143 | 302 | DPTF | 31771DBZ5 | FICO STRIP | | 4/05/13 | 4.975 | 750,000.00 | 466,020.00 | 589,312.50 | 7/29/03 |
| 162144 | 302 | DPTF | 31771CEW1 | FICO STRIP | | 5/30/16 | 5.577 | 400,000.00 | 197,431.94 | 265,296.00 | 7/29/03 |
| 178656 | 302 | DPTF | 31771KAA5 | FICO STRIP | | 9/26/19 | 5.200 | 3,991,000.00 | 2,056,682.03 | 2,202,553.08 | 10/27/06 |
| | | | | | | | | | 6,904,000.00 | 4,085,152.85 | 4,677,631.77 |
| 146173 | 302 | DPTF | STAR30210 | STAR OHIO 27044 | 4.8200 | | | 2,348,662.73 | 2,348,662.73 | 2,348,662.73 | 12/31/00 |
| | | | | | | | | | 2,348,662.73 | 2,348,662.73 | |
| 178608 | 302 | DPTF | 880591DB5 | TVA DEBENTURE | 5.3750 | 11/13/08 | 5.158 | 8,585,000.00 | 8,620,541.90 | 8,669,819.80 | 10/24/06 |
| 178339 | 302 | DPTF | 880591CW0 | TVA DEBENTURE | 6.0000 | 3/15/13 | 4.968 | 9,905,000.00 | 10,463,146.75 | 10,541,099.10 | 10/02/06 |
| 178610 | 302 | DPTF | 880591DW9 | TVA DEBENTURE | 4.7500 | 8/01/13 | 5.141 | 6,500,000.00 | 6,355,765.00 | 6,505,395.00 | 10/24/06 |

PGM: INVS MONTHEND_INVENTORY
 SOURCE: VisualQED
 MODEL: INVENTORY
 BASIS: SETTLEMENT
 AS-OF: 10/31/07

RICHARD CORDRAY
 TREASURER, STATE OF OHIO

INVESTMENT INVENTORY
 SETTLED POSITIONS AS OF: 10/31/07

| INVS# | FUND | GROUP | CUSIP | DESCRIPTION | RATE | MATURITY | YIELD | PAR AMOUNT | BOOK-VALUE | US\$-MARKET | 1ST-PUR |
|--------|------|-------|-----------|-----------------------|--------|----------|-------|----------------|---------------|---------------|----------|
| 148636 | 302 | DPTF | 880591CU4 | TVA DEBENTURE | 6.2500 | 12/15/17 | 6.335 | 6,250,000.00 | 6,195,312.50 | 6,916,562.50 | 5/01/01 |
| 178261 | 302 | DPTF | 880591CU4 | TVA DEBENTURE | 6.2500 | 12/15/17 | 4.944 | 12,120,000.00 | 13,469,440.80 | 13,412,598.00 | 9/26/06 |
| | | | | | | | | 43,360,000.00 | 45,104,206.95 | 46,045,474.40 | |
| 88311 | 302 | DPTF | 88059EKL8 | TVA STRIP | | 1/15/09 | 5.520 | 7,669,000.00 | 4,411,438.87 | 7,297,283.57 | 11/19/98 |
| 51251 | 302 | DPTF | 88059EG3 | TVA STRIP | | 11/01/09 | 6.090 | 6,000,000.00 | 3,001,740.00 | 5,524,740.00 | 4/15/98 |
| 51309 | 302 | DPTF | 88059EHN3 | TVA STRIP | | 10/15/10 | 6.090 | 1,000,000.00 | 472,500.00 | 883,970.00 | 4/16/98 |
| 87366 | 302 | DPTF | 88059EHN3 | TVA STRIP | | 10/15/10 | 5.626 | 4,527,000.00 | 2,338,104.96 | 4,001,732.19 | 11/18/98 |
| 50812 | 302 | DPTF | 88059EGL2 | TVA STRIP | | 11/01/11 | 6.125 | 11,000,000.00 | 4,853,750.00 | 9,268,160.00 | 4/09/98 |
| 179691 | 302 | DPTF | 88059EKL1 | TVA STRIP | | 1/15/12 | 5.051 | 150,000.00 | 117,150.00 | 125,058.00 | 1/31/07 |
| 70661 | 302 | DPTF | 88059EHR4 | TVA STRIP | | 4/15/12 | 5.832 | 6,000,000.00 | 2,742,000.00 | 4,979,160.00 | 9/01/98 |
| 93327 | 302 | DPTF | 88059EKM0 | TVA STRIP | | 5/01/12 | 5.716 | 19,000,000.00 | 8,967,240.00 | 15,767,530.00 | 1/05/99 |
| 52856 | 302 | DPTF | 88059EGP3 | TVA STRIP | | 5/01/13 | 6.290 | 1,266,000.00 | 500,019.36 | 992,189.52 | 5/01/98 |
| 74136 | 302 | DPTF | 88059EGP3 | TVA STRIP | | 5/01/13 | 5.750 | 940,000.00 | 410,704.80 | 736,696.80 | 9/23/98 |
| 121239 | 302 | DPTF | 88059EGP3 | TVA STRIP | | 5/01/13 | 6.950 | 7,000,000.00 | 2,786,770.00 | 5,486,040.00 | 11/08/99 |
| 51310 | 302 | DPTF | 88059EGQ1 | TVA STRIP | | 11/01/13 | 6.200 | 1,000,000.00 | 387,150.00 | 764,970.00 | 4/16/98 |
| 70370 | 302 | DPTF | 88059EKS2 | TVA STRIP | | 12/15/13 | 5.930 | 1,055,000.00 | 431,539.44 | 801,472.95 | 8/28/98 |
| 178737 | 302 | DPTF | 88059EKN1 | TVA STRIP | | 1/15/16 | 5.057 | 4,000,000.00 | 2,527,560.00 | 2,708,680.00 | 11/06/06 |
| 178744 | 302 | DPTF | 88059EKN1 | TVA STRIP | | 1/15/16 | 5.115 | 1,303,000.00 | 819,078.83 | 882,352.51 | 11/06/06 |
| 96115 | 302 | DPTF | 88059EKR2 | TVA STRIP | | 7/15/17 | 6.020 | 7,000,000.00 | 2,343,740.00 | 4,352,880.00 | 2/04/99 |
| 50811 | 302 | DPTF | 88059EGY4 | TVA STRIP | | 11/01/17 | 6.220 | 7,000,000.00 | 2,112,250.00 | 4,285,050.00 | 4/09/98 |
| 50809 | 302 | DPTF | 88059EJ21 | TVA STRIP | | 5/01/18 | 6.260 | 2,250,000.00 | 653,355.00 | 1,335,577.50 | 4/09/98 |
| 178665 | 302 | DPTF | 88059EKC1 | TVA STRIP | | 11/01/19 | 5.360 | 367,000.00 | 184,487.23 | 199,820.49 | 10/30/06 |
| 178655 | 302 | DPTF | 88059EKN1 | TVA STRIP | | 1/15/20 | 5.320 | 6,099,000.00 | 3,047,060.40 | 3,279,737.25 | 10/27/06 |
| 178620 | 302 | DPTF | 88059EHO0 | TVA STRIP | | 5/01/22 | 5.485 | 1,512,000.00 | 652,987.44 | 712,454.40 | 10/25/06 |
| 179128 | 302 | DPTF | 88059EHO0 | TVA STRIP | | 5/01/22 | 5.100 | 718,000.00 | 330,466.68 | 338,321.60 | 12/04/06 |
| 50860 | 302 | DPTF | 88059EJ6 | TVA STRIP | | 11/01/22 | 6.260 | 14,828,000.00 | 3,264,977.32 | 6,815,393.64 | 4/13/98 |
| 179702 | 302 | DPTF | 88059ENC4 | TVA STRIP | | 1/15/23 | 5.440 | 150,000.00 | 63,690.00 | 68,338.50 | 1/31/07 |
| 128969 | 302 | DPTF | 88059EHL1 | TVA STRIP | | 11/01/23 | 6.985 | 2,401,000.00 | 470,668.03 | 1,045,803.57 | 2/07/00 |
| | | | | | | | | 114,235,000.00 | 47,890,428.36 | 82,653,412.49 | |
| 179281 | 302 | DPTF | 912820HK6 | US TREASURY STRIP (P) | | 11/15/07 | 4.921 | 250,000.00 | 239,195.00 | 249,597.50 | 12/18/06 |
| 180355 | 302 | DPTF | 912820CQ8 | US TREASURY STRIP (P) | | 2/15/08 | 4.890 | 50,000.00 | 47,941.50 | 49,424.50 | 4/03/07 |
| 180507 | 302 | DPTF | 912820HQ3 | US TREASURY STRIP (P) | | 2/15/08 | 5.019 | 100,000.00 | 95,896.00 | 98,849.00 | 4/12/07 |
| 180723 | 302 | DPTF | 912820HQ3 | US TREASURY STRIP (P) | | 2/15/08 | 4.969 | 100,000.00 | 96,170.00 | 98,849.00 | 4/30/07 |
| 181154 | 302 | DPTF | 912820CY1 | US TREASURY STRIP (P) | | 5/15/08 | 5.010 | 50,000.00 | 47,688.50 | 48,903.00 | 5/31/07 |
| 181402 | 302 | DPTF | 912820CY1 | US TREASURY STRIP (P) | | 5/15/08 | 5.030 | 50,000.00 | 47,847.50 | 48,903.00 | 6/26/07 |

PGM: INVS_MONTHEND_INVENTORY
SOURCE: VISUALQED
MODEL: INVENTORY
BASIS: SETTLEMENT
AS-OF: 10/31/07

RICHARD CORDRAY
TREASURER, STATE OF OHIO

INVESTMENT INVENTORY
SETTLED POSITIONS AS OF: 10/31/07

| INVT# | FUND | GROUP | CUSIP | DESCRIPTION | RATE | MATURITY | YIELD | PAR | AMOUNT | BOOK-VALUE | US\$-MARKET | 1ST-PUR |
|--------|------|-------|------------|-----------------------|------|----------|-------|------------|------------|------------|-------------|----------|
| 181849 | 302 | DFTF | 912820CY1 | US TREASURY STRIP (P) | | 5/15/08 | 4.960 | 100,000.00 | 100,000.00 | 96,187.00 | 97,806.00 | 7/30/07 |
| 181842 | 302 | DFTF | 912820HW0 | US TREASURY STRIP (P) | | 5/15/08 | 5.055 | 50,000.00 | 50,000.00 | 47,902.00 | 48,903.00 | 7/06/07 |
| 178319 | 302 | DFTF | 912820JD0 | US TREASURY STRIP (P) | | 8/15/08 | 4.670 | 50,000.00 | 50,000.00 | 45,877.00 | 48,394.50 | 10/04/06 |
| 178574 | 302 | DFTF | 912820JD0 | US TREASURY STRIP (P) | | 8/15/08 | 4.849 | 138,000.00 | 138,000.00 | 126,570.84 | 133,568.82 | 10/26/06 |
| 178984 | 302 | DFTF | 912820JD0 | US TREASURY STRIP (P) | | 8/15/08 | 4.680 | 50,000.00 | 50,000.00 | 46,187.00 | 48,394.50 | 11/28/06 |
| 182208 | 302 | DFTF | 912820JD0 | US TREASURY STRIP (P) | | 8/15/08 | 4.130 | 100,000.00 | 100,000.00 | 96,133.00 | 96,789.00 | 8/28/07 |
| 182539 | 302 | DFTF | 912820LZ8 | US TREASURY STRIP (P) | | 8/15/08 | 4.444 | 100,000.00 | 100,000.00 | 96,170.00 | 96,789.00 | 9/25/07 |
| 182744 | 302 | DFTF | 912820LZ8 | US TREASURY STRIP (P) | | 8/15/08 | 4.130 | 100,000.00 | 100,000.00 | 96,540.00 | 96,789.00 | 10/05/07 |
| 179282 | 302 | DFTF | 912820MH7 | US TREASURY STRIP (P) | | 11/15/08 | 4.650 | 250,000.00 | 250,000.00 | 228,997.50 | 239,850.00 | 12/18/06 |
| 180356 | 302 | DFTF | 912820JW8 | US TREASURY STRIP (P) | | 2/15/09 | 4.590 | 50,000.00 | 50,000.00 | 45,931.50 | 47,512.00 | 4/03/07 |
| 180508 | 302 | DFTF | 912820JW8 | US TREASURY STRIP (P) | | 2/15/09 | 4.775 | 100,000.00 | 100,000.00 | 91,661.00 | 95,024.00 | 4/12/07 |
| 180724 | 302 | DFTF | 912820JW8 | US TREASURY STRIP (P) | | 2/15/09 | 4.645 | 100,000.00 | 100,000.00 | 92,086.00 | 95,024.00 | 4/30/07 |
| 181155 | 302 | DFTF | 912820DV6 | US TREASURY STRIP (P) | | 5/15/09 | 4.852 | 50,000.00 | 50,000.00 | 45,523.00 | 47,064.50 | 5/31/07 |
| 181403 | 302 | DFTF | 912820DK6 | US TREASURY STRIP (P) | | 5/15/09 | 4.995 | 50,000.00 | 50,000.00 | 45,558.00 | 47,064.50 | 6/26/07 |
| 181544 | 302 | DFTF | 912820DK6 | US TREASURY STRIP (P) | | 5/15/09 | 4.893 | 50,000.00 | 50,000.00 | 45,703.00 | 47,064.50 | 7/06/07 |
| 181850 | 302 | DFTF | 912820DK6 | US TREASURY STRIP (P) | | 5/15/09 | 4.750 | 100,000.00 | 100,000.00 | 91,925.00 | 94,129.00 | 7/30/07 |
| 178320 | 302 | DFTF | 912820KAL | US TREASURY STRIP (P) | | 8/15/09 | 4.590 | 50,000.00 | 50,000.00 | 43,905.50 | 46,829.00 | 10/04/06 |
| 178575 | 302 | DFTF | 912820KAL | US TREASURY STRIP (P) | | 8/15/09 | 4.778 | 138,000.00 | 138,000.00 | 120,885.24 | 128,696.04 | 10/26/06 |
| 178985 | 302 | DFTF | 912820KAL | US TREASURY STRIP (P) | | 8/15/09 | 4.600 | 50,000.00 | 50,000.00 | 44,193.00 | 46,829.00 | 11/28/06 |
| 182209 | 302 | DFTF | 912820KAL | US TREASURY STRIP (P) | | 8/15/09 | 4.190 | 100,000.00 | 100,000.00 | 92,176.00 | 93,258.00 | 8/28/07 |
| 182745 | 302 | DFTF | 912820KAL | US TREASURY STRIP (P) | | 8/15/09 | 3.950 | 100,000.00 | 100,000.00 | 92,978.00 | 93,258.00 | 10/05/07 |
| 182540 | 302 | DFTF | 912820KFP1 | US TREASURY STRIP (P) | | 8/15/09 | 4.171 | 100,000.00 | 100,000.00 | 92,500.00 | 93,258.00 | 9/25/07 |
| 179283 | 302 | DFTF | 912820N07 | US TREASURY STRIP (P) | | 11/15/09 | 4.542 | 250,000.00 | 250,000.00 | 219,382.50 | 230,930.00 | 12/18/06 |
| 179125 | 302 | DFTF | 912820RM5 | US TREASURY STRIP (P) | | 2/15/10 | 4.390 | 16,000.00 | 16,000.00 | 13,925.12 | 14,629.76 | 12/04/06 |
| 180357 | 302 | DFTF | 912820RM5 | US TREASURY STRIP (P) | | 2/15/10 | 4.500 | 50,000.00 | 50,000.00 | 44,004.50 | 45,718.00 | 4/03/07 |
| 180725 | 302 | DFTF | 912820PD3 | US TREASURY STRIP (P) | | 2/15/10 | 4.520 | 100,000.00 | 100,000.00 | 88,254.00 | 91,436.00 | 4/30/07 |
| 180509 | 302 | DFTF | 912820LH8 | US TREASURY STRIP (P) | | 2/15/10 | 4.670 | 100,000.00 | 100,000.00 | 87,691.00 | 91,436.00 | 4/12/07 |
| 181404 | 302 | DFTF | 912820LH6 | US TREASURY STRIP (P) | | 5/15/10 | 5.000 | 50,000.00 | 50,000.00 | 43,358.50 | 45,431.50 | 6/26/07 |
| 181545 | 302 | DFTF | 912820LH6 | US TREASURY STRIP (P) | | 5/15/10 | 4.861 | 50,000.00 | 50,000.00 | 43,586.00 | 45,431.50 | 7/06/07 |
| 181156 | 302 | DFTF | 912833JU5 | US TREASURY STRIP (P) | | 5/15/10 | 4.745 | 50,000.00 | 50,000.00 | 43,526.50 | 45,273.00 | 5/31/07 |
| 181851 | 302 | DFTF | 912833JU5 | US TREASURY STRIP (P) | | 5/15/10 | 4.700 | 100,000.00 | 100,000.00 | 87,829.00 | 90,546.00 | 7/30/07 |
| 178321 | 302 | DFTF | 912820FT9 | US TREASURY STRIP (P) | | 8/15/10 | 4.550 | 50,000.00 | 50,000.00 | 42,021.00 | 44,894.00 | 10/04/06 |
| 178986 | 302 | DFTF | 912820FT9 | US TREASURY STRIP (P) | | 8/15/10 | 4.525 | 50,000.00 | 50,000.00 | 42,343.00 | 44,894.00 | 11/28/06 |
| 182210 | 302 | DFTF | 912820FT9 | US TREASURY STRIP (P) | | 8/15/10 | 4.200 | 100,000.00 | 100,000.00 | 88,406.00 | 89,788.00 | 8/28/07 |
| 182541 | 302 | DFTF | 912820FT9 | US TREASURY STRIP (P) | | 8/15/10 | 4.214 | 100,000.00 | 100,000.00 | 88,650.00 | 89,788.00 | 9/25/07 |
| 182746 | 302 | DFTF | 912820FT9 | US TREASURY STRIP (P) | | 8/15/10 | 4.000 | 100,000.00 | 100,000.00 | 89,286.00 | 89,788.00 | 10/05/07 |
| 178576 | 302 | DFTF | 912820MA2 | US TREASURY STRIP (P) | | 8/15/10 | 4.743 | 138,000.00 | 138,000.00 | 115,459.08 | 123,907.44 | 10/26/06 |
| 179284 | 302 | DFTF | 912820MJ3 | US TREASURY STRIP (P) | | 11/15/10 | 4.494 | 250,000.00 | 250,000.00 | 210,132.50 | 221,855.00 | 12/18/06 |
| 180358 | 302 | DFTF | 912820GC5 | US TREASURY STRIP (P) | | 2/15/11 | 4.540 | 50,000.00 | 50,000.00 | 42,025.50 | 43,808.50 | 4/03/07 |

PGM: LNVS_MONTHEND_INVENTORY
SOURCE: VISUALQED
MODEL: INVENTORY
BASIS: SETTLEMENT
AS-OF: 10/31/07

RICHARD CORDRAY
TREASURER, STATE OF OHIO
INVESTMENT INVENTORY
SETTLED POSITIONS AS OF: 10/31/07

| INVT# | FUND | GROUP | CUSIP | DESCRIPTION | RATE | MATURITY | YIELD | PAR AMOUNT | BOOK VALUE | US\$ MARKET | 1ST PUR |
|--------|------|-------|-----------|-----------------------|------|----------|-------|------------|------------|-------------|----------|
| 180510 | 302 | DPTF | 912820G5 | US TREASURY STRIP (P) | | 2/15/11 | 4.610 | 100,000.00 | 83,924.00 | 87,617.00 | 4/12/07 |
| 180726 | 302 | DPTF | 912820G5 | US TREASURY STRIP (P) | | 2/15/11 | 4.445 | 100,000.00 | 84,617.00 | 87,617.00 | 4/30/07 |
| 181546 | 302 | DPTF | 912820G5 | US TREASURY STRIP (P) | | 2/15/11 | 4.820 | 50,000.00 | 42,101.00 | 43,808.50 | 7/06/07 |
| 181157 | 302 | DPTF | 912833JW1 | US TREASURY STRIP | | 5/15/11 | 4.480 | 50,000.00 | 41,960.50 | 43,718.00 | 5/31/07 |
| 181405 | 302 | DPTF | 912833JW1 | US TREASURY STRIP | | 5/15/11 | 4.715 | 50,000.00 | 41,718.00 | 43,718.00 | 6/26/07 |
| 181852 | 302 | DPTF | 912833JW1 | US TREASURY STRIP | | 5/15/11 | 4.460 | 100,000.00 | 84,436.00 | 87,436.00 | 7/30/07 |
| 178322 | 302 | DPTF | 912820G5 | US TREASURY STRIP (P) | | 8/15/11 | 4.520 | 50,000.00 | 40,230.00 | 42,857.50 | 10/04/06 |
| 178577 | 302 | DPTF | 912820G5 | US TREASURY STRIP (P) | | 8/15/11 | 4.680 | 138,000.00 | 110,497.98 | 118,286.70 | 10/26/06 |
| 182211 | 302 | DPTF | 912820G5 | US TREASURY STRIP (P) | | 8/15/11 | 4.270 | 100,000.00 | 84,577.00 | 85,715.00 | 8/28/07 |
| 182542 | 302 | DPTF | 912820G5 | US TREASURY STRIP (P) | | 8/15/11 | 4.223 | 100,000.00 | 85,000.00 | 85,715.00 | 9/25/07 |
| 178987 | 302 | DPTF | 912833DA5 | US TREASURY STRIP | | 8/15/11 | 4.445 | 50,000.00 | 40,640.00 | 43,001.00 | 11/28/06 |
| 182747 | 302 | DPTF | 912833DA5 | US TREASURY STRIP | | 8/15/11 | 4.050 | 100,000.00 | 85,657.00 | 86,002.00 | 10/05/07 |
| 179285 | 302 | DPTF | 912820X1 | US TREASURY STRIP (P) | | 11/30/11 | 4.486 | 250,000.00 | 200,705.00 | 212,055.00 | 12/18/06 |
| 180359 | 302 | DPTF | 912820G3 | US TREASURY STRIP (P) | | 2/15/12 | 4.620 | 50,000.00 | 40,334.00 | 42,100.50 | 4/03/07 |
| 180511 | 302 | DPTF | 912820G3 | US TREASURY STRIP (P) | | 2/15/12 | 4.460 | 100,000.00 | 80,147.00 | 84,201.00 | 4/12/07 |
| 180727 | 302 | DPTF | 912820G3 | US TREASURY STRIP (P) | | 2/15/12 | 4.470 | 100,000.00 | 80,896.00 | 84,201.00 | 4/30/07 |
| 181547 | 302 | DPTF | 912820G3 | US TREASURY STRIP (P) | | 2/15/12 | 4.885 | 50,000.00 | 40,024.50 | 42,100.50 | 7/06/07 |
| 181158 | 302 | DPTF | 912833JY7 | US TREASURY STRIP | | 5/15/12 | 4.460 | 50,000.00 | 40,181.00 | 41,997.00 | 5/31/07 |
| 181406 | 302 | DPTF | 912833JY7 | US TREASURY STRIP | | 5/15/12 | 4.475 | 50,000.00 | 39,771.00 | 41,997.00 | 6/26/07 |
| 181853 | 302 | DPTF | 912833JY7 | US TREASURY STRIP | | 5/15/12 | 4.550 | 100,000.00 | 83,994.00 | 83,994.00 | 7/30/07 |
| 178323 | 302 | DPTF | 912820H7 | US TREASURY STRIP (P) | | 8/15/12 | 4.724 | 138,000.00 | 105,240.18 | 113,729.94 | 10/26/06 |
| 178988 | 302 | DPTF | 912820H7 | US TREASURY STRIP (P) | | 8/15/12 | 4.490 | 50,000.00 | 38,794.00 | 41,206.50 | 11/28/06 |
| 182212 | 302 | DPTF | 912820H7 | US TREASURY STRIP (P) | | 8/15/12 | 4.300 | 100,000.00 | 80,960.00 | 82,413.00 | 8/28/07 |
| 182543 | 302 | DPTF | 912820H7 | US TREASURY STRIP (P) | | 8/15/12 | 4.311 | 100,000.00 | 81,180.00 | 82,259.00 | 9/25/07 |
| 182748 | 302 | DPTF | 912833DC1 | US TREASURY STRIP | | 8/15/12 | 4.153 | 100,000.00 | 81,889.00 | 82,259.00 | 10/05/07 |
| 179286 | 302 | DPTF | 912820HL4 | US TREASURY STRIP (P) | | 11/15/12 | 4.484 | 250,000.00 | 192,372.50 | 203,460.00 | 12/18/06 |
| 180360 | 302 | DPTF | 912820HR1 | US TREASURY STRIP (P) | | 2/15/13 | 4.495 | 50,000.00 | 38,516.50 | 40,216.00 | 4/03/07 |
| 180512 | 302 | DPTF | 912820HR1 | US TREASURY STRIP (P) | | 2/15/13 | 4.650 | 100,000.00 | 76,438.00 | 80,432.00 | 4/12/07 |
| 180728 | 302 | DPTF | 912820HR1 | US TREASURY STRIP (P) | | 2/15/13 | 4.500 | 100,000.00 | 77,266.00 | 80,432.00 | 4/30/07 |
| 181854 | 302 | DPTF | 912820HX8 | US TREASURY STRIP (P) | | 5/15/13 | 4.780 | 100,000.00 | 76,058.00 | 79,479.00 | 7/30/07 |
| 181159 | 302 | DPTF | 912833KA7 | US TREASURY STRIP | | 5/15/13 | 4.782 | 50,000.00 | 37,732.00 | 39,696.50 | 5/31/07 |
| 181407 | 302 | DPTF | 912833KA7 | US TREASURY STRIP | | 5/15/13 | 5.030 | 50,000.00 | 37,323.50 | 39,696.50 | 6/26/07 |
| 181548 | 302 | DPTF | 912833KA7 | US TREASURY STRIP | | 5/15/13 | 4.899 | 50,000.00 | 37,655.00 | 39,696.50 | 7/06/07 |
| 178325 | 302 | DPTF | 912820JE8 | US TREASURY STRIP (P) | | 8/15/13 | 4.550 | 50,000.00 | 36,715.50 | 39,307.00 | 10/04/06 |
| 178579 | 302 | DPTF | 912820JE8 | US TREASURY STRIP (P) | | 8/15/13 | 4.765 | 138,000.00 | 100,165.92 | 108,487.32 | 10/26/06 |
| 182213 | 302 | DPTF | 912820JE8 | US TREASURY STRIP (P) | | 8/15/13 | 4.340 | 100,000.00 | 77,407.00 | 78,614.00 | 8/28/07 |
| 182544 | 302 | DPTF | 912820JE8 | US TREASURY STRIP (P) | | 8/15/13 | 4.405 | 100,000.00 | 77,370.00 | 78,614.00 | 9/25/07 |
| 182749 | 302 | DPTF | 912820JE8 | US TREASURY STRIP (P) | | 8/15/13 | 4.240 | 100,000.00 | 78,198.00 | 78,614.00 | 10/05/07 |

PGM: INVS_MONTHEND_INVENTORY
 SOURCE: VISUALQED
 MODEL: INVENTORY
 BASIS: SETTLEMENT
 AS-OF: 10/31/07

RICHARD CORDRAY
 TREASURER, STATE OF OHIO

INVESTMENT INVENTORY
 SETTLED POSITIONS AS OF: 10/31/07

| INVS# | FUND | GROUP | CUSIP | DESCRIPTION | RATE | MATURITY | YIELD | PAR AMOUNT | BOOK-VALUE | US\$-MARKET | 1ST-PFR |
|--------|------|-------|-----------|-----------------------|------|----------|-------|------------|------------|-------------|----------|
| 178989 | 302 | DPTF | 912833DE7 | US TREASURY STRIP | | 8/15/13 | 4.485 | 50,000.00 | 37,121.50 | 39,285.00 | 11/28/06 |
| 179287 | 302 | DPTF | 912820JN8 | US TREASURY STRIP (P) | | 11/15/13 | 4.516 | 250,000.00 | 183,630.00 | 194,045.00 | 12/18/06 |
| 180361 | 302 | DPTF | 912820JK6 | US TREASURY STRIP (P) | | 2/15/14 | 4.570 | 50,000.00 | 36,656.50 | 38,404.00 | 4/03/07 |
| 180513 | 302 | DPTF | 912833DF4 | US TREASURY STRIP | | 2/15/14 | 4.710 | 100,000.00 | 72,711.00 | 76,525.00 | 4/12/07 |
| 180729 | 302 | DPTF | 912833DF4 | US TREASURY STRIP | | 2/15/14 | 4.565 | 100,000.00 | 73,585.00 | 76,525.00 | 4/30/07 |
| 181160 | 302 | DPTF | 912833KC3 | US TREASURY STRIP | | 5/15/14 | 4.850 | 50,000.00 | 35,825.50 | 37,760.50 | 5/31/07 |
| 181408 | 302 | DPTF | 912833KC3 | US TREASURY STRIP | | 5/15/14 | 5.115 | 50,000.00 | 35,312.50 | 37,760.50 | 6/26/07 |
| 181549 | 302 | DPTF | 912833KC3 | US TREASURY STRIP | | 5/15/14 | 4.975 | 50,000.00 | 35,695.00 | 37,760.50 | 7/06/07 |
| 181855 | 302 | DPTF | 912833KC3 | US TREASURY STRIP | | 5/15/14 | 4.860 | 100,000.00 | 72,165.00 | 75,521.00 | 7/30/07 |
| 178326 | 302 | DPTF | 912833DG2 | US TREASURY STRIP | | 8/15/14 | 4.630 | 50,000.00 | 34,885.50 | 37,357.50 | 10/04/06 |
| 178580 | 302 | DPTF | 912833DG2 | US TREASURY STRIP | | 8/15/14 | 4.783 | 138,000.00 | 95,427.00 | 103,106.70 | 10/26/06 |
| 178990 | 302 | DPTF | 912833DG2 | US TREASURY STRIP | | 8/15/14 | 4.555 | 50,000.00 | 35,324.00 | 37,357.50 | 11/28/06 |
| 182214 | 302 | DPTF | 912833DG2 | US TREASURY STRIP | | 8/15/14 | 4.490 | 100,000.00 | 73,399.00 | 74,715.00 | 8/28/07 |
| 182545 | 302 | DPTF | 912833DG2 | US TREASURY STRIP | | 8/15/14 | 4.520 | 100,000.00 | 73,500.00 | 74,715.00 | 9/25/07 |
| 182750 | 302 | DPTF | 912833DG2 | US TREASURY STRIP | | 8/15/14 | 4.529 | 250,000.00 | 175,435.00 | 184,412.50 | 10/05/07 |
| 179288 | 302 | DPTF | 912833KD1 | US TREASURY STRIP | | 11/15/14 | 4.848 | 150,000.00 | 103,281.00 | 110,647.50 | 1/31/07 |
| 179694 | 302 | DPTF | 912833KD1 | US TREASURY STRIP (P) | | 2/15/15 | 4.765 | 100,000.00 | 69,112.00 | 72,964.00 | 4/12/07 |
| 180514 | 302 | DPTF | 912803AA1 | US TREASURY STRIP (P) | | 2/15/15 | 4.640 | 100,000.00 | 69,936.00 | 72,964.00 | 4/30/07 |
| 180730 | 302 | DPTF | 912803AA1 | US TREASURY STRIP (P) | | 2/15/15 | 4.630 | 50,000.00 | 34,875.50 | 36,278.50 | 4/03/07 |
| 180362 | 302 | DPTF | 912833DH0 | US TREASURY STRIP | | 5/15/15 | 4.870 | 50,000.00 | 34,096.00 | 35,881.50 | 5/31/07 |
| 181161 | 302 | DPTF | 912833KE9 | US TREASURY STRIP | | 5/15/15 | 5.165 | 50,000.00 | 33,444.50 | 35,881.50 | 6/26/07 |
| 181409 | 302 | DPTF | 912833KE9 | US TREASURY STRIP | | 5/15/15 | 5.031 | 50,000.00 | 33,836.00 | 35,881.50 | 7/06/07 |
| 181550 | 302 | DPTF | 912833KE9 | US TREASURY STRIP | | 5/15/15 | 4.920 | 100,000.00 | 68,468.00 | 71,763.00 | 7/30/07 |
| 181856 | 302 | DPTF | 912833KE9 | US TREASURY STRIP | | 8/15/15 | 4.694 | 100,000.00 | 69,350.00 | 70,923.00 | 9/25/07 |
| 182546 | 302 | DPTF | 912803AC7 | US TREASURY STRIP (P) | | 8/15/15 | 4.660 | 50,000.00 | 33,238.00 | 35,435.00 | 10/04/06 |
| 178327 | 302 | DPTF | 912833JT8 | US TREASURY STRIP | | 8/15/15 | 4.806 | 138,000.00 | 90,841.26 | 97,800.60 | 10/26/06 |
| 178581 | 302 | DPTF | 912833JT8 | US TREASURY STRIP | | 8/15/15 | 4.580 | 50,000.00 | 33,696.50 | 35,435.00 | 11/28/06 |
| 178991 | 302 | DPTF | 912833JT8 | US TREASURY STRIP | | 8/15/15 | 4.620 | 100,000.00 | 69,504.00 | 70,870.00 | 8/28/07 |
| 182215 | 302 | DPTF | 912833JT8 | US TREASURY STRIP | | 8/15/15 | 4.513 | 100,000.00 | 70,412.00 | 70,870.00 | 10/05/07 |
| 182751 | 302 | DPTF | 912833JT8 | US TREASURY STRIP | | 11/15/15 | 4.583 | 250,000.00 | 166,962.50 | 174,675.00 | 12/18/06 |
| 179289 | 302 | DPTF | 912833KF6 | US TREASURY STRIP | | 11/15/15 | 4.890 | 150,000.00 | 98,097.00 | 104,805.00 | 1/31/07 |
| 179695 | 302 | DPTF | 912833KF6 | US TREASURY STRIP | | 2/15/16 | 4.660 | 50,000.00 | 33,228.50 | 34,520.00 | 4/03/07 |
| 180363 | 302 | DPTF | 912833KG4 | US TREASURY STRIP | | 2/15/16 | 4.785 | 100,000.00 | 65,819.00 | 69,040.00 | 4/12/07 |
| 180515 | 302 | DPTF | 912833KG4 | US TREASURY STRIP | | 2/15/16 | 4.655 | 100,000.00 | 66,715.00 | 69,040.00 | 4/30/07 |
| 180731 | 302 | DPTF | 912833KG4 | US TREASURY STRIP | | 5/15/16 | 5.073 | 50,000.00 | 32,080.50 | 34,079.50 | 7/06/07 |
| 181551 | 302 | DPTF | 912803AH6 | US TREASURY STRIP (P) | | 5/15/16 | 4.960 | 100,000.00 | 64,997.00 | 68,159.00 | 7/30/07 |
| 181857 | 302 | DPTF | 912803AH6 | US TREASURY STRIP (P) | | 5/15/16 | 4.900 | 50,000.00 | 32,409.00 | 34,079.50 | 5/31/07 |
| 181162 | 302 | DPTF | 912833KH2 | US TREASURY STRIP | | 5/15/16 | 5.185 | 50,000.00 | 31,727.00 | 34,079.50 | 6/26/07 |
| 181410 | 302 | DPTF | 912833KH2 | US TREASURY STRIP | | | | | | | |

TRABSDRER, STATE OF OHIO
 RICHARD CORDRAY

FORM: INVS_MONTHEND_INVENTORY
 SOURCE: VISUALOID
 MODEL: INVENTORY
 BASIS: SETTLEMENT
 AS-OF: 10/31/07

INVESTMENT INVENTORY
 SETTLED POSITIONS AS OF: 10/31/07

| INVT# | FUND | GROUP | CUSIP | DESCRIPTION | RATE | MATURITY | YIELD | PAR AMOUNT | BOOK VALUE | DS\$-MARKET | LIST-PUR |
|--------|------|-------|--------------|--------------------|------|----------|-------|------------|------------|-------------|----------|
| 178328 | 302 | DPTF | 912833KJ8 DS | TREASURY STRIP | | 8/15/16 | 4.710 | 50,000.00 | 31,589.00 | 33,641.00 | 10/04/06 |
| 178582 | 302 | DPTF | 912833KJ8 DS | TREASURY STRIP | | 8/15/16 | 4.869 | 138,000.00 | 86,107.86 | 92,849.16 | 10/26/06 |
| 178992 | 302 | DPTF | 912833KJ8 DS | TREASURY STRIP | | 8/15/16 | 4.635 | 50,000.00 | 32,037.00 | 33,641.00 | 11/28/06 |
| 182216 | 302 | DPTF | 912833KJ8 DS | TREASURY STRIP | | 8/15/16 | 4.700 | 100,000.00 | 65,937.00 | 67,282.00 | 8/28/07 |
| 182547 | 302 | DPTF | 912833KJ8 DS | TREASURY STRIP | | 8/15/16 | 4.763 | 100,000.00 | 65,810.00 | 67,282.00 | 9/25/07 |
| 182752 | 302 | DPTF | 912833KJ8 DS | TREASURY STRIP | | 8/15/16 | 4.603 | 100,000.00 | 66,816.00 | 67,282.00 | 10/05/07 |
| 179290 | 302 | DPTF | 912833KJ5 DS | TREASURY STRIP | | 11/15/16 | 4.629 | 250,000.00 | 158,857.50 | 165,732.50 | 12/18/06 |
| 180364 | 302 | DPTF | 912833KL3 DS | TREASURY STRIP | | 2/15/17 | 4.700 | 50,000.00 | 31,610.50 | 32,772.00 | 4/03/07 |
| 180516 | 302 | DPTF | 912833KL3 DS | TREASURY STRIP | | 2/15/17 | 4.820 | 100,000.00 | 62,568.00 | 65,544.00 | 4/12/07 |
| 180732 | 302 | DPTF | 912833KL3 DS | TREASURY STRIP | | 2/15/17 | 4.680 | 100,000.00 | 63,562.00 | 65,544.00 | 4/30/07 |
| 181858 | 302 | DPTF | 912803AL7 DS | TREASURY STRIP (P) | | 5/15/17 | 5.010 | 100,000.00 | 61,594.00 | 64,502.00 | 7/30/07 |
| 181163 | 302 | DPTF | 912833KM1 DS | TREASURY STRIP | | 5/15/17 | 4.970 | 50,000.00 | 30,668.50 | 32,251.00 | 5/31/07 |
| 181411 | 302 | DPTF | 912833KM1 DS | TREASURY STRIP | | 5/15/17 | 5.255 | 50,000.00 | 29,941.00 | 32,251.00 | 6/26/07 |
| 181552 | 302 | DPTF | 912833KM1 DS | TREASURY STRIP | | 5/15/17 | 5.126 | 50,000.00 | 30,356.50 | 32,251.00 | 7/06/07 |
| 182548 | 302 | DPTF | 912803AM5 DS | TREASURY STRIP (P) | | 8/15/17 | 4.875 | 100,000.00 | 62,110.00 | 63,704.00 | 9/25/07 |
| 178329 | 302 | DPTF | 912833KN9 DS | TREASURY STRIP | | 8/15/17 | 4.750 | 50,000.00 | 30,024.50 | 31,852.00 | 10/04/06 |
| 178583 | 302 | DPTF | 912833KN9 US | TREASURY STRIP | | 8/15/17 | 4.903 | 138,000.00 | 81,769.14 | 87,911.52 | 10/26/06 |
| 178993 | 302 | DPTF | 912833KN9 US | TREASURY STRIP | | 8/15/17 | 4.655 | 50,000.00 | 30,538.00 | 31,852.00 | 11/28/06 |
| 182217 | 302 | DPTF | 912833KN9 DS | TREASURY STRIP | | 8/15/17 | 4.800 | 100,000.00 | 62,335.00 | 63,704.00 | 8/28/07 |
| 182753 | 302 | DPTF | 912833KN9 US | TREASURY STRIP | | 8/15/17 | 4.700 | 100,000.00 | 63,247.00 | 63,704.00 | 10/05/07 |
| 179291 | 302 | DPTF | 912833KP4 DS | TREASURY STRIP | | 11/15/17 | 4.677 | 250,000.00 | 150,977.50 | 157,280.00 | 12/18/06 |
| 179697 | 302 | DPTF | 912833KP4 DS | TREASURY STRIP | | 11/15/17 | 4.994 | 150,000.00 | 88,105.50 | 94,368.00 | 1/31/07 |
| 180365 | 302 | DPTF | 912833KQ2 US | TREASURY STRIP | | 2/15/18 | 4.790 | 50,000.00 | 29,888.50 | 30,939.50 | 4/03/07 |
| 180517 | 302 | DPTF | 912833KQ2 DS | TREASURY STRIP | | 2/15/18 | 4.910 | 100,000.00 | 59,092.00 | 61,879.00 | 4/12/07 |
| 180733 | 302 | DPTF | 912833KQ2 US | TREASURY STRIP | | 2/15/18 | 4.775 | 100,000.00 | 60,084.00 | 61,879.00 | 4/30/07 |
| 181553 | 302 | DPTF | 912803AN3 DS | TREASURY STRIP (P) | | 5/15/18 | 5.166 | 50,000.00 | 28,738.50 | 30,580.50 | 7/06/07 |
| 181164 | 302 | DPTF | 912833KR0 DS | TREASURY STRIP | | 5/15/18 | 5.010 | 50,000.00 | 29,074.50 | 30,549.00 | 5/31/07 |
| 181412 | 302 | DPTF | 912833KR0 DS | TREASURY STRIP | | 5/15/18 | 5.295 | 50,000.00 | 28,307.00 | 30,549.00 | 6/26/07 |
| 181859 | 302 | DPTF | 912833KR0 DS | TREASURY STRIP | | 5/15/18 | 5.047 | 100,000.00 | 58,394.00 | 61,098.00 | 7/30/07 |
| 178330 | 302 | DPTF | 912833KS8 DS | TREASURY STRIP | | 8/15/18 | 4.940 | 50,000.00 | 28,515.00 | 30,162.50 | 10/04/06 |
| 178584 | 302 | DPTF | 912833KS8 US | TREASURY STRIP | | 8/15/18 | 4.940 | 138,000.00 | 77,571.18 | 83,248.50 | 10/26/06 |
| 178994 | 302 | DPTF | 912833KS8 DS | TREASURY STRIP | | 8/15/18 | 4.687 | 50,000.00 | 29,058.00 | 30,162.50 | 11/28/06 |
| 182218 | 302 | DPTF | 912833KS8 DS | TREASURY STRIP | | 8/15/18 | 4.880 | 100,000.00 | 58,940.00 | 60,325.00 | 8/28/07 |
| 182549 | 302 | DPTF | 912833KS8 US | TREASURY STRIP | | 8/15/18 | 4.961 | 100,000.00 | 58,650.00 | 60,325.00 | 9/25/07 |
| 182754 | 302 | DPTF | 912833KS8 DS | TREASURY STRIP | | 8/15/18 | 4.780 | 100,000.00 | 59,866.00 | 60,325.00 | 10/05/07 |
| 179292 | 302 | DPTF | 912833KT6 DS | TREASURY STRIP | | 11/15/18 | 4.700 | 250,000.00 | 143,770.00 | 149,055.00 | 12/18/06 |
| 180366 | 302 | DPTF | 912833KU3 US | TREASURY STRIP | | 2/15/19 | 4.850 | 50,000.00 | 28,309.50 | 29,302.00 | 4/03/07 |
| 180518 | 302 | DPTF | 912833KU3 US | TREASURY STRIP | | 2/15/19 | 4.975 | 100,000.00 | 55,873.00 | 58,604.00 | 4/12/07 |
| 181165 | 302 | DPTF | 912833KV1 DS | TREASURY STRIP | | 5/15/19 | 5.077 | 50,000.00 | 27,454.00 | 28,957.50 | 5/31/07 |

PGM: INVS MONTHEND_INVENTORY
 SOURCE: VISUALQED
 MODEL: INVENTORY
 BASIS: SETTLEMENT
 AS-OF: 10/31/07

RICHARD CORDRAY
 TREASURER, STATE OF OHIO

INVESTMENT INVENTORY
 SETTLED POSITIONS AS OF: 10/31/07

| INVS# | FUND | GROUP | CUSIP | DESCRIPTION | RATE | MATURITY | YIELD | PAR AMOUNT | BOOK-VALUE | US\$-MARKET | 1ST-PDR |
|--------|------|-------|-----------|-----------------------|------|----------|-------|------------|------------|-------------|----------|
| 181413 | 302 | DPTF | 912833KV1 | US TREASURY STRIP | | 5/15/19 | 5.340 | 50,000.00 | 26,726.00 | 28,957.50 | 6/26/07 |
| 181554 | 302 | DPTF | 912833KV1 | US TREASURY STRIP | | 5/15/19 | 5.209 | 50,000.00 | 27,172.50 | 28,957.50 | 7/06/07 |
| 181860 | 302 | DPTF | 912833KV1 | US TREASURY STRIP | | 5/15/19 | 5.100 | 100,000.00 | 55,215.00 | 57,915.00 | 7/30/07 |
| 182550 | 302 | DPTF | 912803AR4 | US TREASURY STRIP (P) | | 8/15/19 | 5.027 | 100,000.00 | 55,420.00 | 57,102.00 | 9/25/07 |
| 178331 | 302 | DPTF | 912833KW9 | US TREASURY STRIP | | 8/15/19 | 4.850 | 50,000.00 | 26,992.50 | 28,551.00 | 10/04/06 |
| 178585 | 302 | DPTF | 912833KW9 | US TREASURY STRIP | | 8/15/19 | 5.001 | 138,000.00 | 73,316.64 | 78,800.76 | 10/26/06 |
| 178995 | 302 | DPTF | 912833KW9 | US TREASURY STRIP | | 8/15/19 | 4.745 | 50,000.00 | 27,543.00 | 28,551.00 | 11/28/06 |
| 182219 | 302 | DPTF | 912833KW9 | US TREASURY STRIP | | 8/15/19 | 4.940 | 100,000.00 | 55,773.00 | 57,102.00 | 8/28/07 |
| 182755 | 302 | DPTF | 912833KW9 | US TREASURY STRIP | | 8/15/19 | 4.840 | 100,000.00 | 56,708.00 | 57,102.00 | 10/05/07 |
| 179293 | 302 | DPTF | 912833KX7 | US TREASURY STRIP | | 11/15/19 | 4.763 | 250,000.00 | 136,157.50 | 140,737.50 | 12/18/06 |
| 180367 | 302 | DPTF | 912833KY5 | US TREASURY STRIP | | 2/15/20 | 4.910 | 50,000.00 | 26,782.00 | 27,747.00 | 4/03/07 |
| 180519 | 302 | DPTF | 912833KY5 | US TREASURY STRIP | | 2/15/20 | 5.030 | 100,000.00 | 52,828.00 | 55,494.00 | 4/12/07 |
| 180735 | 302 | DPTF | 912833KY5 | US TREASURY STRIP | | 2/15/20 | 4.880 | 100,000.00 | 53,960.00 | 55,494.00 | 4/30/07 |
| 181166 | 302 | DPTF | 912833KZ2 | US TREASURY STRIP | | 5/15/20 | 5.143 | 50,000.00 | 25,897.50 | 27,316.00 | 5/31/07 |
| 181414 | 302 | DPTF | 912833KZ2 | US TREASURY STRIP | | 5/15/20 | 5.400 | 50,000.00 | 25,164.00 | 27,316.00 | 6/26/07 |
| 181555 | 302 | DPTF | 912833KZ2 | US TREASURY STRIP | | 5/15/20 | 5.274 | 50,000.00 | 25,600.00 | 27,316.00 | 7/06/07 |
| 181861 | 302 | DPTF | 912833KZ2 | US TREASURY STRIP | | 5/15/20 | 5.170 | 100,000.00 | 52,047.00 | 54,632.00 | 7/30/07 |
| 182551 | 302 | DPTF | 912833KZ2 | US TREASURY STRIP | | 5/15/20 | 5.095 | 100,000.00 | 52,950.00 | 54,632.00 | 9/25/07 |
| 178332 | 302 | DPTF | 912833LA6 | US TREASURY STRIP | | 8/15/20 | 4.900 | 50,000.00 | 25,556.00 | 26,955.00 | 10/04/06 |
| 178586 | 302 | DPTF | 912833LA6 | US TREASURY STRIP | | 8/15/20 | 5.050 | 138,000.00 | 69,324.30 | 74,395.80 | 10/26/06 |
| 178996 | 302 | DPTF | 912833LA6 | US TREASURY STRIP | | 8/15/20 | 4.795 | 50,000.00 | 26,106.00 | 26,955.00 | 11/28/06 |
| 182220 | 302 | DPTF | 912833LA6 | US TREASURY STRIP | | 8/15/20 | 4.980 | 100,000.00 | 52,849.00 | 53,910.00 | 8/28/07 |
| 182756 | 302 | DPTF | 912833LA6 | US TREASURY STRIP | | 8/15/20 | 4.920 | 100,000.00 | 53,520.00 | 53,910.00 | 10/05/07 |
| 179294 | 302 | DPTF | 912833LB4 | US TREASURY STRIP | | 11/15/20 | 4.806 | 250,000.00 | 129,142.50 | 132,987.50 | 12/18/06 |
| 180368 | 302 | DPTF | 912833LC2 | US TREASURY STRIP | | 2/15/21 | 4.960 | 50,000.00 | 25,342.00 | 26,243.50 | 4/03/07 |
| 180520 | 302 | DPTF | 912833LC2 | US TREASURY STRIP | | 2/15/21 | 5.058 | 100,000.00 | 50,081.00 | 52,487.00 | 4/12/07 |
| 180736 | 302 | DPTF | 912833LC2 | US TREASURY STRIP | | 2/15/21 | 4.950 | 100,000.00 | 50,938.00 | 52,487.00 | 4/30/07 |
| 181167 | 302 | DPTF | 912833LD0 | US TREASURY STRIP | | 5/15/21 | 5.180 | 50,000.00 | 24,490.50 | 25,893.00 | 5/31/07 |
| 181415 | 302 | DPTF | 912833LD0 | US TREASURY STRIP | | 5/15/21 | 5.425 | 50,000.00 | 23,777.50 | 25,893.00 | 6/26/07 |
| 181556 | 302 | DPTF | 912833LD0 | US TREASURY STRIP | | 5/15/21 | 5.300 | 50,000.00 | 24,218.50 | 25,893.00 | 7/06/07 |
| 181862 | 302 | DPTF | 912833LD0 | US TREASURY STRIP | | 5/15/21 | 5.200 | 100,000.00 | 49,258.00 | 51,786.00 | 9/25/07 |
| 182552 | 302 | DPTF | 912833LD0 | US TREASURY STRIP | | 5/15/21 | 5.143 | 100,000.00 | 50,030.00 | 51,786.00 | 7/30/07 |
| 178333 | 302 | DPTF | 912833LE8 | US TREASURY STRIP | | 8/15/21 | 4.920 | 50,000.00 | 24,277.50 | 25,546.00 | 10/04/06 |
| 178587 | 302 | DPTF | 912833LE8 | US TREASURY STRIP | | 8/15/21 | 5.076 | 138,000.00 | 65,704.56 | 70,506.96 | 10/26/06 |
| 178997 | 302 | DPTF | 912833LE8 | US TREASURY STRIP | | 8/15/21 | 4.820 | 50,000.00 | 24,808.50 | 25,546.00 | 11/28/06 |
| 182221 | 302 | DPTF | 912833LE8 | US TREASURY STRIP | | 8/15/21 | 5.080 | 100,000.00 | 49,631.00 | 51,092.00 | 8/28/07 |
| 182757 | 302 | DPTF | 912833LE8 | US TREASURY STRIP | | 8/15/21 | 4.960 | 100,000.00 | 50,705.00 | 51,092.00 | 10/05/07 |
| 179295 | 302 | DPTF | 912833LF5 | US TREASURY STRIP | | 11/15/21 | 4.828 | 250,000.00 | 122,757.50 | 126,182.50 | 12/18/06 |
| 179701 | 302 | DPTF | 912833LF5 | US TREASURY STRIP | | 11/15/21 | 5.127 | 150,000.00 | 70,956.00 | 75,709.50 | 1/31/07 |

PGM: INVS_MONTEND_INVENTORY
 SOURCE: VISUALQED
 MODEL: INVENTORY
 BASIS: SETTLEMENT
 AS-OF: 10/31/07

RICHARD CORDRAY
 TREASURER, STATE OF OHIO
 INVENTORY INVENTORY
 SETTLED POSITIONS AS OF: 10/31/07

| INVS# | FUND | GROUP | CUSIP | DESCRIPTION | RATE | MATURITY | YIELD | PAR AMOUNT | BOOK-VALUE | US\$-MARKET | 1ST-PUR |
|--------|------|-------|-----------|-------------------|------|----------|-------|------------|------------|-------------|----------|
| 180369 | 302 | DPTF | 912833LG3 | US TREASURY STRIP | | 2/15/22 | 4.980 | 50,000.00 | 24,060.00 | 24,896.50 | 4/03/07 |
| 180521 | 302 | DPTF | 912833LG3 | US TREASURY STRIP | | 2/15/22 | 5.100 | 100,000.00 | 47,349.00 | 49,793.00 | 4/12/07 |
| 180737 | 302 | DPTF | 912833LG3 | US TREASURY STRIP | | 2/15/22 | 4.975 | 100,000.00 | 48,332.00 | 49,793.00 | 4/30/07 |
| 181168 | 302 | DPTF | 912833LH1 | US TREASURY STRIP | | 5/15/22 | 5.198 | 50,000.00 | 23,210.00 | 24,560.00 | 5/31/07 |
| 181416 | 302 | DPTF | 912833LH1 | US TREASURY STRIP | | 5/15/22 | 5.430 | 50,000.00 | 22,522.00 | 24,560.00 | 6/26/07 |
| 181557 | 302 | DPTF | 912833LH1 | US TREASURY STRIP | | 5/15/22 | 5.301 | 50,000.00 | 22,978.50 | 24,560.00 | 7/06/07 |
| 181863 | 302 | DPTF | 912833LH1 | US TREASURY STRIP | | 5/15/22 | 4.900 | 100,000.00 | 46,659.00 | 49,120.00 | 7/30/07 |
| 178334 | 302 | DPTF | 912833LJ7 | US TREASURY STRIP | | 8/15/22 | 4.900 | 50,000.00 | 23,197.50 | 24,296.50 | 10/04/06 |
| 178588 | 302 | DPTF | 912833LJ7 | US TREASURY STRIP | | 8/15/22 | 5.071 | 138,000.00 | 62,540.22 | 67,058.34 | 10/26/06 |
| 178998 | 302 | DPTF | 912833LJ7 | US TREASURY STRIP | | 8/15/22 | 4.802 | 50,000.00 | 23,720.00 | 24,296.50 | 11/28/06 |
| 182222 | 302 | DPTF | 912833LJ7 | US TREASURY STRIP | | 8/15/22 | 5.060 | 100,000.00 | 47,341.00 | 48,593.00 | 8/28/07 |
| 182553 | 302 | DPTF | 912833LJ7 | US TREASURY STRIP | | 8/15/22 | 5.133 | 100,000.00 | 47,020.00 | 48,593.00 | 9/25/07 |
| 182758 | 302 | DPTF | 912833LJ7 | US TREASURY STRIP | | 8/15/22 | 4.955 | 100,000.00 | 48,316.00 | 48,593.00 | 10/05/07 |
| 179296 | 302 | DPTF | 912833LJ7 | US TREASURY STRIP | | 11/15/22 | 4.829 | 250,000.00 | 117,020.00 | 120,010.00 | 12/18/06 |
| 180370 | 302 | DPTF | 912833LL2 | US TREASURY STRIP | | 2/15/23 | 4.980 | 50,000.00 | 22,905.50 | 23,781.50 | 4/03/07 |
| 180522 | 302 | DPTF | 912833LL2 | US TREASURY STRIP | | 2/15/23 | 5.095 | 100,000.00 | 45,059.00 | 47,563.00 | 4/12/07 |
| 180738 | 302 | DPTF | 912833LL2 | US TREASURY STRIP | | 2/15/23 | 4.975 | 100,000.00 | 46,014.00 | 47,563.00 | 4/30/07 |
| 181169 | 302 | DPTF | 912833LN8 | US TREASURY STRIP | | 5/15/23 | 5.185 | 50,000.00 | 22,092.00 | 23,459.00 | 5/31/07 |
| 181417 | 302 | DPTF | 912833LN8 | US TREASURY STRIP | | 5/15/23 | 5.420 | 50,000.00 | 21,380.50 | 23,459.00 | 6/26/07 |
| 181558 | 302 | DPTF | 912833LN8 | US TREASURY STRIP | | 5/15/23 | 5.291 | 50,000.00 | 21,943.00 | 23,459.00 | 7/06/07 |
| 181864 | 302 | DPTF | 912833LN8 | US TREASURY STRIP | | 5/15/23 | 5.200 | 100,000.00 | 44,452.00 | 46,918.00 | 7/30/07 |
| 178335 | 302 | DPTF | 912833LM0 | US TREASURY STRIP | | 8/15/23 | 4.920 | 50,000.00 | 22,029.00 | 23,139.00 | 10/04/06 |
| 178589 | 302 | DPTF | 912833LM0 | US TREASURY STRIP | | 8/15/23 | 5.066 | 138,000.00 | 59,534.58 | 63,863.64 | 10/26/06 |
| 178999 | 302 | DPTF | 912833LM0 | US TREASURY STRIP | | 8/15/23 | 4.810 | 50,000.00 | 22,591.50 | 23,139.00 | 11/28/06 |
| 182223 | 302 | DPTF | 912833LM0 | US TREASURY STRIP | | 8/15/23 | 5.070 | 100,000.00 | 44,963.00 | 46,278.00 | 8/28/07 |
| 182554 | 302 | DPTF | 912833LM0 | US TREASURY STRIP | | 8/15/23 | 5.125 | 100,000.00 | 44,750.00 | 46,278.00 | 9/25/07 |
| 182759 | 302 | DPTF | 912833LM0 | US TREASURY STRIP | | 8/15/23 | 4.955 | 100,000.00 | 46,008.00 | 46,278.00 | 10/05/07 |
| 179297 | 302 | DPTF | 912833LP3 | US TREASURY STRIP | | 11/15/23 | 4.832 | 250,000.00 | 111,512.50 | 114,115.00 | 12/18/06 |
| 179703 | 302 | DPTF | 912833LP3 | US TREASURY STRIP | | 11/15/23 | 5.127 | 150,000.00 | 64,126.50 | 68,469.00 | 1/31/07 |
| 180371 | 302 | DPTF | 912833LQ1 | US TREASURY STRIP | | 2/15/24 | 4.985 | 50,000.00 | 21,788.00 | 22,545.50 | 4/03/07 |
| 180523 | 302 | DPTF | 912833LQ1 | US TREASURY STRIP | | 2/15/24 | 5.095 | 100,000.00 | 42,848.00 | 45,091.00 | 4/12/07 |
| 180739 | 302 | DPTF | 912833LQ1 | US TREASURY STRIP | | 2/15/24 | 4.975 | 100,000.00 | 43,808.00 | 45,091.00 | 4/30/07 |
| 181170 | 302 | DPTF | 912833LR9 | US TREASURY STRIP | | 5/15/24 | 5.190 | 50,000.00 | 20,972.50 | 22,235.50 | 5/31/07 |
| 181418 | 302 | DPTF | 912833LR9 | US TREASURY STRIP | | 5/15/24 | 5.425 | 50,000.00 | 20,710.00 | 22,235.50 | 6/26/07 |
| 181559 | 302 | DPTF | 912833LR9 | US TREASURY STRIP | | 5/15/24 | 5.297 | 50,000.00 | 20,250.50 | 22,235.50 | 7/06/07 |
| 181865 | 302 | DPTF | 912833LR9 | US TREASURY STRIP | | 5/15/24 | 5.210 | 100,000.00 | 42,158.00 | 44,471.00 | 7/30/07 |
| 182555 | 302 | DPTF | 912833LR9 | US TREASURY STRIP | | 5/15/24 | 5.149 | 100,000.00 | 42,920.00 | 44,471.00 | 9/25/07 |
| 178336 | 302 | DPTF | 912833LS7 | US TREASURY STRIP | | 8/15/24 | 4.920 | 50,000.00 | 20,983.50 | 22,001.00 | 10/04/06 |
| 178590 | 302 | DPTF | 912833LS7 | US TREASURY STRIP | | 8/15/24 | 5.074 | 138,000.00 | 56,549.64 | 60,722.76 | 10/26/06 |

PGM: INVS_MONTHEND_INVENTORY
 SOURCE: VisualQED
 MODEL: INVENTORY
 BASIS: SETTLEMENT
 AS-OF: 10/31/07

RICHARD CORDRAY
 TREASURER, STATE OF OHIO

INVESTMENT INVENTORY
 SETTLED POSITIONS AS OF: 10/31/07

| INVS# | FUND | GROUP | CUSIP | DESCRIPTION | RATE | MATURITY | YIELD | PAR AMOUNT | BOOK-VALUE | US\$-MARKET | 1ST-PUR |
|--------|------|-------|-----------|-------------------|------|----------|-------|------------|---------------|---------------|----------|
| 179000 | 302 | DPTF | 912833LS7 | US TREASURY STRIP | | 8/15/24 | 4.815 | 50,000.00 | 21,524.00 | 22,001.00 | 11/28/06 |
| 182224 | 302 | DPTF | 912833LS7 | US TREASURY STRIP | | 8/15/24 | 5.100 | 100,000.00 | 42,556.00 | 44,002.00 | 8/28/07 |
| 182760 | 302 | DPTF | 912833LS7 | US TREASURY STRIP | | 8/15/24 | 4.973 | 100,000.00 | 43,684.00 | 44,002.00 | 10/05/07 |
| 179298 | 302 | DPTF | 912833LT5 | US TREASURY STRIP | | 11/15/24 | 4.840 | 250,000.00 | 106,165.00 | 108,307.50 | 12/18/06 |
| 180372 | 302 | DPTF | 912833LO2 | US TREASURY STRIP | | 2/15/25 | 4.990 | 50,000.00 | 20,723.00 | 21,397.50 | 4/03/07 |
| 180524 | 302 | DPTF | 912833LO2 | US TREASURY STRIP | | 2/15/25 | 5.103 | 100,000.00 | 40,692.00 | 42,795.00 | 4/12/07 |
| 180740 | 302 | DPTF | 912833LO2 | US TREASURY STRIP | | 2/15/25 | 4.980 | 100,000.00 | 41,671.00 | 42,795.00 | 4/30/07 |
| 181171 | 302 | DPTF | 912833LV0 | US TREASURY STRIP | | 5/15/25 | 5.180 | 50,000.00 | 19,959.50 | 21,172.50 | 5/31/07 |
| 181419 | 302 | DPTF | 912833LV0 | US TREASURY STRIP | | 5/15/25 | 5.415 | 50,000.00 | 19,228.50 | 21,172.50 | 6/26/07 |
| 181560 | 302 | DPTF | 912833LV0 | US TREASURY STRIP | | 5/15/25 | 5.292 | 50,000.00 | 19,671.00 | 21,172.50 | 7/06/07 |
| 181866 | 302 | DPTF | 912833LV0 | US TREASURY STRIP | | 5/15/25 | 5.205 | 100,000.00 | 40,080.00 | 42,345.00 | 7/30/07 |
| 178337 | 302 | DPTF | 912833LW8 | US TREASURY STRIP | | 8/15/25 | 4.910 | 50,000.00 | 20,025.00 | 20,915.00 | 10/04/06 |
| 178591 | 302 | DPTF | 912833LW8 | US TREASURY STRIP | | 8/15/25 | 5.060 | 138,000.00 | 53,924.88 | 57,725.40 | 10/26/06 |
| 182225 | 302 | DPTF | 912833LW8 | US TREASURY STRIP | | 8/15/25 | 4.805 | 50,000.00 | 20,561.50 | 20,915.00 | 11/28/06 |
| 182556 | 302 | DPTF | 912833LW8 | US TREASURY STRIP | | 8/15/25 | 5.110 | 100,000.00 | 40,395.00 | 41,830.00 | 8/28/07 |
| 182761 | 302 | DPTF | 912833LW8 | US TREASURY STRIP | | 8/15/25 | 5.146 | 100,000.00 | 40,300.00 | 41,830.00 | 9/25/07 |
| 179299 | 302 | DPTF | 912833LX6 | US TREASURY STRIP | | 11/15/25 | 4.835 | 250,000.00 | 101,300.00 | 103,300.00 | 10/05/07 |
| 179705 | 302 | DPTF | 912833LY4 | US TREASURY STRIP | | 11/15/25 | 5.145 | 150,000.00 | 57,760.50 | 61,980.00 | 12/18/06 |
| 180373 | 302 | DPTF | 912833LY4 | US TREASURY STRIP | | 2/15/26 | 4.970 | 50,000.00 | 19,799.00 | 20,481.50 | 4/03/07 |
| 180525 | 302 | DPTF | 912833LY4 | US TREASURY STRIP | | 2/15/26 | 5.080 | 100,000.00 | 38,853.00 | 40,963.00 | 4/12/07 |
| 180741 | 302 | DPTF | 912833LY4 | US TREASURY STRIP | | 2/15/26 | 4.965 | 100,000.00 | 39,780.00 | 40,963.00 | 4/30/07 |
| 181172 | 302 | DPTF | 912833LZ1 | US TREASURY STRIP | | 5/15/26 | 5.165 | 50,000.00 | 19,017.50 | 20,233.50 | 5/31/07 |
| 181420 | 302 | DPTF | 912833LZ1 | US TREASURY STRIP | | 5/15/26 | 5.390 | 50,000.00 | 18,312.00 | 20,233.50 | 6/26/07 |
| 181561 | 302 | DPTF | 912833LZ1 | US TREASURY STRIP | | 5/15/26 | 5.265 | 50,000.00 | 18,763.50 | 20,233.50 | 7/06/07 |
| 181867 | 302 | DPTF | 912833LZ1 | US TREASURY STRIP | | 5/15/26 | 5.118 | 100,000.00 | 38,682.00 | 40,467.00 | 7/30/07 |
| 178592 | 302 | DPTF | 912833PA2 | US TREASURY STRIP | | 8/15/26 | 5.052 | 138,000.00 | 51,376.02 | 55,066.14 | 10/26/06 |
| 182226 | 302 | DPTF | 912833PA2 | US TREASURY STRIP | | 8/15/26 | 5.100 | 100,000.00 | 38,478.00 | 39,903.00 | 8/28/07 |
| 182557 | 302 | DPTF | 912833PA2 | US TREASURY STRIP | | 8/15/26 | 4.963 | 100,000.00 | 38,190.00 | 39,903.00 | 9/25/07 |
| 182762 | 302 | DPTF | 912833PA2 | US TREASURY STRIP | | 8/15/26 | 5.024 | 138,000.00 | 49,154.22 | 52,742.22 | 10/05/07 |
| 178593 | 302 | DPTF | 912833PH4 | US TREASURY STRIP | | 8/15/27 | 5.002 | 138,000.00 | 46,993.14 | 50,546.64 | 10/26/06 |
| 178594 | 302 | DPTF | 912833Z5 | US TREASURY STRIP | | 8/15/28 | 4.988 | 138,000.00 | 44,867.94 | 48,369.00 | 10/26/06 |
| 178595 | 302 | DPTF | 912833XP0 | US TREASURY STRIP | | 8/15/29 | 4.988 | 138,000.00 | 43,180.20 | 46,390.08 | 10/26/06 |
| 178596 | 302 | DPTF | 912833XY1 | US TREASURY STRIP | | 8/15/30 | 4.941 | 138,000.00 | 41,082.60 | 44,575.38 | 10/26/06 |
| 178597 | 302 | DPTF | 9128334S6 | US TREASURY STRIP | | 8/15/31 | 4.945 | 138,000.00 | 16,261.859.74 | 16,956.137.12 | |

25,878,000.00 16,261,859.74 16,956,137.12

 855,747,662.73 577,414,265.11 694,708,349.11

PGM: INVS_MONTHEND_INVENTORY
 SOURCE: VISUALQED
 MODEL: INVENTORY
 BASIS: SETTLEMENT
 AS-OF: 10/31/07

RICHARD CORDRAY
 TRHASURER, STATE OF OHIO

INVESTMENT INVENTORY
 SETTLED POSITIONS AS OF: 10/31/07

| INVS# | FUND | GROUP | CUSIP | DESCRIPTION | RATE | MATURITY | YIELD | PAR | AMOUNT | BOOK-VALUE | US\$-MARKET | 1ST-PUR |
|--------|------|-------|-----------|--------------------------------|--------|----------|-------|---------------|------------------|------------------|------------------|----------|
| 182257 | 400 | STAR | 02635SV27 | AMERICAN GENERAL FINANCE CORP | 5.3800 | 11/02/07 | 5.509 | 45,000,000.00 | 45,000,000.00 | 44,556,150.00 | 44,556,150.00 | 8/28/07 |
| 182361 | 400 | STAR | 83365SV64 | SOCIETE GENERALE NORTH AMERICA | 5.6900 | 11/06/07 | 5.825 | 50,000,000.00 | 50,000,000.00 | 49,517,930.56 | 49,517,930.56 | 9/06/07 |
| 182378 | 400 | STAR | 4497WLY83 | ING (US) FUNDING | 5.5600 | 11/08/07 | 5.742 | 15,000,000.00 | 15,000,000.00 | 14,856,366.67 | 14,856,366.67 | 9/07/07 |
| 182391 | 400 | STAR | 83365SV80 | SOCIETE GENERALE NORTH AMERICA | 5.6100 | 11/08/07 | 5.743 | 35,000,000.00 | 35,000,000.00 | 34,661,841.67 | 34,661,841.67 | 9/07/07 |
| 182193 | 400 | STAR | 4497WLYP5 | ING (US) FUNDING | 5.3500 | 11/23/07 | 5.499 | 45,000,000.00 | 45,000,000.00 | 44,384,750.00 | 44,384,750.00 | 8/23/07 |
| 182527 | 400 | STAR | 4042FYT0 | HSBC FINANCE CORP | 4.8400 | 11/27/07 | 4.952 | 45,000,000.00 | 45,000,000.00 | 44,588,600.00 | 44,588,600.00 | 9/20/07 |
| 182667 | 400 | STAR | 02581SVY7 | AMERICAN EXPRESS CREDIT CORP | 4.7800 | 11/29/07 | 4.887 | 40,000,000.00 | 40,000,000.00 | 39,665,400.00 | 39,665,400.00 | 9/27/07 |
| 182793 | 400 | STAR | 02581SVY7 | AMERICAN EXPRESS CREDIT CORP | 4.7900 | 11/29/07 | 4.893 | 5,000,000.00 | 5,000,000.00 | 4,962,744.44 | 4,962,744.44 | 10/04/07 |
| 182608 | 400 | STAR | 36959JYV9 | GENERAL ELECTRIC CAPITAL CORP | 4.7700 | 11/29/07 | 4.878 | 50,000,000.00 | 50,000,000.00 | 49,569,375.00 | 49,569,375.00 | 9/25/07 |
| 182660 | 400 | STAR | 12478KY7 | CBA (DE) FINANCE, INC | 5.0500 | 11/30/07 | 5.163 | 50,000,000.00 | 50,000,000.00 | 49,586,180.56 | 49,586,180.56 | 10/02/07 |
| 182791 | 400 | STAR | 2521EIZ40 | DEXIA DELAWARE | 4.7800 | 12/04/07 | 5.113 | 50,000,000.00 | 50,000,000.00 | 49,576,388.89 | 49,576,388.89 | 10/04/07 |
| 182661 | 400 | STAR | 36959SZ48 | GENERAL ELECTRIC CAPITAL SECV | 5.0000 | 12/04/07 | 5.113 | 50,000,000.00 | 50,000,000.00 | 49,569,375.00 | 49,569,375.00 | 9/25/07 |
| 182464 | 400 | STAR | 17307ZB1 | CITIGROUP FUNDING INC | 4.7800 | 12/04/07 | 4.891 | 45,000,000.00 | 45,000,000.00 | 44,593,700.00 | 44,593,700.00 | 9/27/07 |
| 182691 | 400 | STAR | 02581SEZ4 | AMERICAN EXPRESS CREDIT CORP | 5.4000 | 12/11/07 | 5.549 | 45,000,000.00 | 45,000,000.00 | 44,399,250.00 | 44,399,250.00 | 9/13/07 |
| 182418 | 400 | STAR | 4497WLYZ9 | ING (US) FUNDING | 4.7800 | 12/14/07 | 4.894 | 20,000,000.00 | 20,000,000.00 | 19,803,488.89 | 19,803,488.89 | 10/01/07 |
| 182896 | 400 | STAR | 12478KZJ5 | CBA (DE) FINANCE, INC | 4.9250 | 12/18/07 | 5.035 | 35,000,000.00 | 35,000,000.00 | 34,504,672.22 | 34,504,672.22 | 9/11/07 |
| 182562 | 400 | STAR | 74977LZM2 | RABOBANK USA FINANCIAL CORP | 4.8200 | 12/21/07 | 4.945 | 50,000,000.00 | 50,000,000.00 | 49,410,888.89 | 49,410,888.89 | 9/24/07 |
| 182282 | 400 | STAR | 61745BZU4 | MORGAN STANLEY | 5.5000 | 12/28/07 | 5.681 | 50,000,000.00 | 50,000,000.00 | 49,083,333.33 | 49,083,333.33 | 8/30/07 |
| 182417 | 400 | STAR | 61745AA33 | MORGAN STANLEY | 5.6100 | 1/03/08 | 5.791 | 45,000,000.00 | 45,000,000.00 | 44,200,575.00 | 44,200,575.00 | 9/11/07 |
| 182792 | 400 | STAR | 2521E0A49 | DEXIA DELAWARE | 5.0650 | 1/04/08 | 5.203 | 45,000,000.00 | 45,000,000.00 | 44,417,525.00 | 44,417,525.00 | 10/04/07 |
| 182901 | 400 | STAR | 0660P0A86 | BANK OF AMERICA | 5.0050 | 1/08/08 | 5.134 | 45,000,000.00 | 45,000,000.00 | 44,474,475.00 | 44,474,475.00 | 10/16/07 |
| 182858 | 400 | STAR | 4662J0A00 | JP MORGAN CHASE & CO | 5.0400 | 1/10/08 | 5.175 | 30,000,000.00 | 30,000,000.00 | 29,622,000.00 | 29,622,000.00 | 10/12/07 |
| 182930 | 400 | STAR | 90262CAE7 | UBS FINANCE | 5.0500 | 1/14/08 | 5.189 | 50,000,000.00 | 50,000,000.00 | 49,340,694.44 | 49,340,694.44 | 10/12/07 |
| 182999 | 400 | STAR | 00077EAP4 | ABN AMRO NA FINANCE, INC | 5.0000 | 1/15/08 | 5.133 | 40,000,000.00 | 40,000,000.00 | 39,505,555.56 | 39,505,555.56 | 10/18/07 |
| 182937 | 400 | STAR | 02635RAG4 | AMERICAN GENERAL FINANCE CORP | 4.7400 | 1/16/08 | 4.859 | 50,000,000.00 | 50,000,000.00 | 49,453,583.33 | 49,453,583.33 | 10/25/07 |
| 182973 | 400 | STAR | 17307RAH7 | CITIGROUP FUNDING INC | 4.6500 | 1/17/08 | 4.763 | 45,000,000.00 | 45,000,000.00 | 44,540,812.50 | 44,540,812.50 | 10/30/07 |
| 182974 | 400 | STAR | 0027ADAN1 | ABBEY NATIONAL NA, LLC | 4.8500 | 1/22/08 | 4.978 | 30,000,000.00 | 30,000,000.00 | 29,632,208.33 | 29,632,208.33 | 10/23/07 |
| 182974 | 400 | STAR | 0027ADAP6 | ABBEY NATIONAL NA, LLC | 4.8500 | 1/23/08 | 4.979 | 45,000,000.00 | 45,000,000.00 | 44,442,250.00 | 44,442,250.00 | 10/23/07 |
| 183036 | 400 | STAR | 90262CAQ0 | UBS FINANCE | 4.6700 | 1/24/08 | 4.788 | 45,000,000.00 | 45,000,000.00 | 44,497,975.00 | 44,497,975.00 | 10/30/07 |
| 183028 | 400 | STAR | 4662J0AR3 | JP MORGAN CHASE & CO | 4.6500 | 1/25/08 | 4.769 | 45,000,000.00 | 45,000,000.00 | 44,488,500.00 | 44,488,500.00 | 10/29/07 |
| ----- | | | | | | | | | | | | |
| | | | | | | | | | 1,235,000,000.00 | 1,220,961,684.03 | 1,220,961,684.03 | |
| 181720 | 400 | STAR | 3133XKNT8 | FHLB DEBENTURE (INTSMAT) | 5.2500 | 11/01/07 | 5.336 | 50,000,000.00 | 50,000,000.00 | 49,978,500.00 | 50,000,000.00 | 7/13/07 |
| 181721 | 400 | STAR | 3133XKNT8 | FHLB DEBENTURE (INTSMAT) | 5.2500 | 11/01/07 | 5.336 | 50,000,000.00 | 50,000,000.00 | 49,978,500.00 | 50,000,000.00 | 7/13/07 |
| ----- | | | | | | | | | | | | |
| | | | | | | | | | 100,000,000.00 | 99,957,000.00 | 100,000,000.00 | |
| 182183 | 400 | STAR | 31338ANT2 | FHLB DISCOUNT NOTE | 4.7200 | 11/02/07 | 4.831 | 50,000,000.00 | 50,000,000.00 | 49,528,000.00 | 49,995,000.00 | 8/22/07 |

IRVING MONTHELD INVENTORY
 SOURCE: VIAU1QED
 MODEL: INVENTORY
 BASIS: SETTLEMENT
 AS-OF: 10/31/07

IRVING MONTHELD INVENTORY
 TRESAURER, STATE OF OHIO
 INVESTMENT INVENTORY
 SETTLED POSITIONS AS OF: 10/31/07

| INVT# | FUND | GROUP | CUSIP | DESCRIPTION | RATE | MATURITY | YIELD | PAR | AMOUNT | BOOK-VALUE | US\$-MARKET | 1ST-PUR |
|--------|------|-------|-----------|---------------------|--------|----------|-------|---------------|------------------|------------------|------------------|---------|
| 182072 | 400 | STAR | 313384PA1 | FHLE DISCOUNT NOTE | 5.1250 | 11/09/07 | 5.264 | 42,932,000.00 | 42,375,821.90 | 42,889,068.00 | 8/10/07 | |
| 182153 | 400 | STAR | 313384PF0 | FHLE DISCOUNT NOTE | 4.8700 | 11/14/07 | 4.998 | 50,000,000.00 | 49,398,013.89 | 49,920,000.00 | 8/17/07 | |
| 182109 | 400 | STAR | 313384PG8 | FHLE DISCOUNT NOTE | 5.1000 | 11/15/07 | 5.239 | 50,000,000.00 | 49,348,333.33 | 49,915,000.00 | 8/15/07 | |
| 182110 | 400 | STAR | 313384PG8 | FHLE DISCOUNT NOTE | 5.1000 | 11/15/07 | 5.239 | 50,000,000.00 | 49,348,333.33 | 49,915,000.00 | 8/15/07 | |
| 182150 | 400 | STAR | 313384PH6 | FHLE DISCOUNT NOTE | 4.8550 | 11/16/07 | 4.984 | 50,000,000.00 | 49,386,381.94 | 49,910,000.00 | 8/17/07 | |
| 182151 | 400 | STAR | 313384PH6 | FHLE DISCOUNT NOTE | 4.8550 | 11/16/07 | 4.984 | 50,000,000.00 | 49,386,381.94 | 49,910,000.00 | 8/17/07 | |
| 182159 | 400 | STAR | 313384PL7 | FHLE DISCOUNT NOTE | 4.8500 | 11/19/07 | 4.978 | 50,000,000.00 | 49,393,750.00 | 49,890,000.00 | 8/21/07 | |
| 182396 | 400 | STAR | 313384PM5 | FHLE DISCOUNT NOTE | 4.8000 | 11/20/07 | 4.915 | 40,000,000.00 | 39,605,333.33 | 39,908,000.00 | 9/07/07 | |
| 182181 | 400 | STAR | 313384PN3 | FHLE DISCOUNT NOTE | 4.8100 | 11/21/07 | 4.937 | 50,000,000.00 | 49,392,069.44 | 49,880,000.00 | 8/22/07 | |
| 182182 | 400 | STAR | 313384PN3 | FHLE DISCOUNT NOTE | 4.8800 | 11/21/07 | 4.937 | 50,000,000.00 | 49,392,069.44 | 49,880,000.00 | 8/22/07 | |
| 182205 | 400 | STAR | 313384PN3 | FHLE DISCOUNT NOTE | 4.8800 | 11/21/07 | 5.009 | 50,000,000.00 | 49,390,000.00 | 49,880,000.00 | 8/23/07 | |
| 182491 | 400 | STAR | 313384PU7 | FHLE DISCOUNT NOTE | 4.7100 | 11/27/07 | 4.820 | 50,000,000.00 | 49,535,541.67 | 49,840,000.00 | 9/17/07 | |
| 182476 | 400 | STAR | 313384QE2 | FHLE DISCOUNT NOTE | 4.7100 | 12/07/07 | 4.828 | 45,000,000.00 | 44,505,450.00 | 44,806,500.00 | 9/14/07 | |
| 182829 | 400 | STAR | 313384QL6 | FHLE DISCOUNT NOTE | 4.6300 | 12/13/07 | 4.733 | 50,000,000.00 | 49,588,444.44 | 49,745,000.00 | 10/10/07 | |
| 182477 | 400 | STAR | 313384QM4 | FHLE DISCOUNT NOTE | 4.7100 | 12/14/07 | 4.833 | 50,000,000.00 | 49,404,708.33 | 49,740,000.00 | 9/14/07 | |
| 182513 | 400 | STAR | 313384QS1 | FHLE DISCOUNT NOTE | 4.5300 | 12/19/07 | 4.646 | 35,000,000.00 | 34,599,220.83 | 34,797,000.00 | 9/14/07 | |
| 182514 | 400 | STAR | 313384QS1 | FHLE DISCOUNT NOTE | 4.5300 | 12/19/07 | 4.646 | 50,000,000.00 | 49,427,458.33 | 49,710,000.00 | 9/19/07 | |
| 182861 | 400 | STAR | 313384QU6 | FHLE DISCOUNT NOTE | 4.5000 | 12/21/07 | 4.759 | 33,766,000.00 | 33,460,699.08 | 33,563,404.00 | 10/12/07 | |
| 182953 | 400 | STAR | 313384QU6 | FHLE DISCOUNT NOTE | 4.5000 | 12/21/07 | 4.661 | 50,000,000.00 | 49,601,000.00 | 49,700,000.00 | 10/19/07 | |
| 182678 | 400 | STAR | 313384QZ5 | FHLE DISCOUNT NOTE | 4.5450 | 12/26/07 | 4.660 | 50,000,000.00 | 49,438,187.50 | 49,670,000.00 | 9/28/07 | |
| 182680 | 400 | STAR | 313384QZ5 | FHLE DISCOUNT NOTE | 4.5500 | 12/26/07 | 4.666 | 25,000,000.00 | 24,718,784.72 | 24,835,000.00 | 9/28/07 | |
| 182766 | 400 | STAR | 313384RG6 | FHLE DISCOUNT NOTE | 4.5650 | 1/02/08 | 4.682 | 50,000,000.00 | 49,423,034.72 | 49,630,000.00 | 10/03/07 | |
| 182806 | 400 | STAR | 313384RJ0 | FHLE DISCOUNT NOTE | 4.5820 | 1/04/08 | 4.700 | 50,000,000.00 | 49,420,886.11 | 49,620,000.00 | 10/05/07 | |
| 182960 | 400 | STAR | 313384RN1 | FHLE DISCOUNT NOTE | 4.4600 | 1/08/08 | 4.566 | 50,000,000.00 | 49,516,833.33 | 49,595,000.00 | 10/22/07 | |
| 182931 | 400 | STAR | 313384R2 | FHLE DISCOUNT NOTE | 4.5600 | 1/11/08 | 4.674 | 50,000,000.00 | 49,461,666.67 | 49,575,000.00 | 10/18/07 | |
| 182943 | 400 | STAR | 313384RY7 | FHLE DISCOUNT NOTE | 4.5500 | 1/18/08 | 4.667 | 50,000,000.00 | 49,424,930.56 | 49,535,000.00 | 10/19/07 | |
| 182944 | 400 | STAR | 313384RY7 | FHLE DISCOUNT NOTE | 4.5500 | 1/18/08 | 4.667 | 50,000,000.00 | 49,424,930.56 | 49,535,000.00 | 10/19/07 | |
| 183007 | 400 | STAR | 313384TZ2 | FHLE DISCOUNT NOTE | 4.2950 | 3/07/08 | 4.438 | 50,000,000.00 | 49,200,652.78 | 49,255,000.00 | 10/25/07 | |
| 183008 | 400 | STAR | 313384TZ2 | FHLE DISCOUNT NOTE | 4.2950 | 3/07/08 | 4.438 | 50,000,000.00 | 49,200,652.78 | 49,255,000.00 | 10/25/07 | |
| 183062 | 400 | STAR | 313384VQ9 | FHLE DISCOUNT NOTE | 4.2700 | 4/15/08 | 4.429 | 50,000,000.00 | 49,009,597.22 | 49,025,000.00 | 10/31/07 | |
| ----- | | | | | | | | | | | | |
| | | | | | | | | | 1,471,698,000.00 | 1,454,307,168.17 | 1,463,323,972.00 | |
| 181979 | 400 | STAR | 313396NW9 | FHLMC DISCOUNT NOTE | 5.1000 | 11/05/07 | 5.238 | 50,000,000.00 | 49,355,416.67 | 49,975,000.00 | 8/06/07 | |
| 182016 | 400 | STAR | 313396NW9 | FHLMC DISCOUNT NOTE | 5.1050 | 11/05/07 | 5.243 | 30,000,000.00 | 29,617,125.00 | 29,985,000.00 | 8/07/07 | |
| 182299 | 400 | STAR | 313396NY7 | FHLMC DISCOUNT NOTE | 4.8500 | 11/06/07 | 4.962 | 50,000,000.00 | 49,548,680.56 | 49,970,000.00 | 8/31/07 | |
| 181978 | 400 | STAR | 313396PA5 | FHLMC DISCOUNT NOTE | 5.1050 | 11/09/07 | 5.247 | 50,000,000.00 | 49,326,423.61 | 49,950,000.00 | 8/06/07 | |
| 182088 | 400 | STAR | 313396PE7 | FHLMC DISCOUNT NOTE | 5.1300 | 11/13/07 | 5.270 | 50,000,000.00 | 49,344,500.00 | 49,925,000.00 | 8/13/07 | |
| 182089 | 400 | STAR | 313396PE7 | FHLMC DISCOUNT NOTE | 5.1300 | 11/13/07 | 5.270 | 50,000,000.00 | 49,344,500.00 | 49,925,000.00 | 8/13/07 | |

PGM: INVS_MONTHEND_INVENTORY
 SOURCE: VISUALQED
 MODEL: INVENTORY
 BASIS: SETTLEMENT
 AS-OF: 10/31/07

RICHARD CORDRAY
 TREASURER, STATE OF OHIO
 INVENTORY INVENTORY
 SETTLED POSITIONS AS OF: 10/31/07

| INVT# | FUND | GROUP | CUSIP | DESCRIPTION | RATE | MATURITY | YIELD | PAR AMOUNT | BOOK VALUE | US\$-MARKET | 1ST-PUR |
|--------|------|-------|-----------|---------------------|--------|----------|-------|---------------|---------------|------------------|----------|
| 182160 | 400 | STAR | 313396PL1 | FHLMC DISCOUNT NOTE | 4.8500 | 11/19/07 | 4.978 | 49,500,000.00 | 48,899,812.50 | 49,391,100.00 | 8/21/07 |
| 182248 | 400 | STAR | 313396PT4 | FHLMC DISCOUNT NOTE | 4.9300 | 11/26/07 | 5.062 | 50,000,000.00 | 49,376,902.78 | 49,850,000.00 | 8/27/07 |
| 182288 | 400 | STAR | 313396PT4 | FHLMC DISCOUNT NOTE | 4.9500 | 11/26/07 | 5.080 | 24,150,000.00 | 23,857,785.00 | 24,077,550.00 | 8/30/07 |
| 182353 | 400 | STAR | 313396PT4 | FHLMC DISCOUNT NOTE | 4.8800 | 11/26/07 | 5.003 | 24,796,000.00 | 24,520,378.68 | 24,721,612.00 | 9/05/07 |
| 182318 | 400 | STAR | 313396QA4 | FHLMC DISCOUNT NOTE | 4.9000 | 12/03/07 | 5.030 | 50,000,000.00 | 49,387,500.00 | 49,805,000.00 | 9/04/07 |
| 182394 | 400 | STAR | 313396QA4 | FHLMC DISCOUNT NOTE | 4.7800 | 12/03/07 | 4.903 | 50,000,000.00 | 49,422,416.67 | 49,805,000.00 | 9/07/07 |
| 182411 | 400 | STAR | 313396R6 | FHLMC DISCOUNT NOTE | 4.7500 | 12/07/07 | 4.873 | 14,263,000.00 | 14,097,390.72 | 14,201,669.10 | 9/10/07 |
| 182229 | 400 | STAR | 313396R9 | FHLMC DISCOUNT NOTE | 4.8500 | 12/10/07 | 4.990 | 43,020,000.00 | 42,394,959.00 | 42,817,806.00 | 8/24/07 |
| 182230 | 400 | STAR | 313396R9 | FHLMC DISCOUNT NOTE | 4.8500 | 12/10/07 | 4.990 | 50,000,000.00 | 49,272,500.00 | 49,765,000.00 | 8/24/07 |
| 182573 | 400 | STAR | 313396R9 | FHLMC DISCOUNT NOTE | 4.5500 | 12/10/07 | 4.660 | 50,000,000.00 | 49,494,444.44 | 49,765,000.00 | 9/21/07 |
| 182446 | 400 | STAR | 313396QJ5 | FHLMC DISCOUNT NOTE | 4.7000 | 12/11/07 | 4.822 | 39,943,000.00 | 39,473,669.75 | 39,751,273.60 | 9/12/07 |
| 182599 | 400 | STAR | 313396QJ5 | FHLMC DISCOUNT NOTE | 4.5400 | 12/11/07 | 4.649 | 50,000,000.00 | 49,508,166.67 | 49,760,000.00 | 9/24/07 |
| 182502 | 400 | STAR | 313396Q9 | FHLMC DISCOUNT NOTE | 4.7050 | 12/17/07 | 4.827 | 50,000,000.00 | 49,411,875.00 | 49,725,000.00 | 9/18/07 |
| 182503 | 400 | STAR | 313396Q9 | FHLMC DISCOUNT NOTE | 4.7050 | 12/17/07 | 4.827 | 50,000,000.00 | 49,411,875.00 | 49,725,000.00 | 9/18/07 |
| 182903 | 400 | STAR | 313396Q7 | FHLMC DISCOUNT NOTE | 4.6600 | 12/18/07 | 4.764 | 50,000,000.00 | 49,592,250.00 | 49,715,000.00 | 10/16/07 |
| 182512 | 400 | STAR | 313396Q7 | FHLMC DISCOUNT NOTE | 4.5100 | 12/20/07 | 4.626 | 50,000,000.00 | 49,423,722.22 | 49,705,000.00 | 9/19/07 |
| 182515 | 400 | STAR | 313396Q7 | FHLMC DISCOUNT NOTE | 4.5100 | 12/20/07 | 4.626 | 38,055,000.00 | 37,616,394.98 | 37,830,475.50 | 9/19/07 |
| 182618 | 400 | STAR | 313396QX4 | FHLMC DISCOUNT NOTE | 4.5400 | 12/24/07 | 4.656 | 50,000,000.00 | 49,432,500.00 | 49,680,000.00 | 9/25/07 |
| 182629 | 400 | STAR | 313396QX4 | FHLMC DISCOUNT NOTE | 4.5500 | 12/24/07 | 4.666 | 50,000,000.00 | 49,550,055.56 | 49,744,000.00 | 9/26/07 |
| 182926 | 400 | STAR | 313396RA3 | FHLMC DISCOUNT NOTE | 4.6500 | 12/27/07 | 4.758 | 50,000,000.00 | 49,541,458.33 | 49,660,000.00 | 10/17/07 |
| 182701 | 400 | STAR | 313396RE5 | FHLMC DISCOUNT NOTE | 4.5500 | 12/31/07 | 4.666 | 50,000,000.00 | 49,431,250.00 | 49,640,000.00 | 10/02/07 |
| 182705 | 400 | STAR | 313396RE5 | FHLMC DISCOUNT NOTE | 4.5500 | 12/31/07 | 4.666 | 25,000,000.00 | 24,715,625.00 | 24,820,000.00 | 10/02/07 |
| 182862 | 400 | STAR | 313396RE5 | FHLMC DISCOUNT NOTE | 4.6600 | 12/31/07 | 4.774 | 25,000,000.00 | 24,741,111.11 | 24,820,000.00 | 10/12/07 |
| 182954 | 400 | STAR | 313396RE5 | FHLMC DISCOUNT NOTE | 4.5500 | 12/31/07 | 4.656 | 25,521,000.00 | 25,285,533.33 | 25,337,248.80 | 10/19/07 |
| 182530 | 400 | STAR | 313396RM7 | FHLMC DISCOUNT NOTE | 4.5000 | 1/07/08 | 4.626 | 30,000,000.00 | 29,591,250.00 | 29,760,000.00 | 9/20/07 |
| 182531 | 400 | STAR | 313396RM7 | FHLMC DISCOUNT NOTE | 4.5000 | 1/07/08 | 4.626 | 50,000,000.00 | 49,318,750.00 | 49,600,000.00 | 9/20/07 |
| 182963 | 400 | STAR | 313396R09 | FHLMC DISCOUNT NOTE | 4.4600 | 1/14/08 | 4.569 | 50,000,000.00 | 49,479,666.67 | 49,560,000.00 | 10/22/07 |
| 183044 | 400 | STAR | 313396S03 | FHLMC DISCOUNT NOTE | 4.3100 | 1/28/08 | 4.417 | 50,000,000.00 | 49,461,250.00 | 49,475,000.00 | 10/30/07 |
| 183017 | 400 | STAR | 313396VW0 | FHLMC DISCOUNT NOTE | 4.2600 | 4/21/08 | 4.424 | 49,346,000.00 | 48,306,608.75 | 48,349,210.80 | 10/26/07 |
| 183047 | 400 | STAR | 313396VW0 | FHLMC DISCOUNT NOTE | 4.2400 | 4/21/08 | 4.401 | 50,000,000.00 | 48,975,333.33 | 48,990,000.00 | 10/30/07 |
| 183063 | 400 | STAR | 313396WD1 | FHLMC DISCOUNT NOTE | 4.2600 | 4/28/08 | 4.425 | 45,000,000.00 | 44,041,500.00 | 44,055,000.00 | 10/31/07 |
| ----- | | | | | | | | | | 1,593,631,945.80 | |
| 182303 | 400 | STAR | 313588N19 | FNMA DISCOUNT NOTE | 4.9200 | 11/06/07 | 5.034 | 13,879,000.00 | 13,751,914.62 | 13,870,672.60 | 8/31/07 |
| 182041 | 400 | STAR | 313588N17 | FNMA DISCOUNT NOTE | 5.1500 | 11/07/07 | 5.290 | 50,000,000.00 | 49,349,097.22 | 49,965,000.00 | 8/08/07 |
| 182042 | 400 | STAR | 313588N17 | FNMA DISCOUNT NOTE | 5.1500 | 11/07/07 | 5.290 | 50,000,000.00 | 49,349,097.22 | 49,965,000.00 | 8/08/07 |
| 182395 | 400 | STAR | 313588N24 | FNMA DISCOUNT NOTE | 4.7700 | 11/08/07 | 4.876 | 50,000,000.00 | 49,589,250.00 | 49,955,000.00 | 9/07/07 |
| 182066 | 400 | STAR | 313588PF6 | FNMA DISCOUNT NOTE | 5.1250 | 11/14/07 | 5.269 | 30,000,000.00 | 29,585,729.17 | 29,952,000.00 | 8/09/07 |

FORM: INVS_MONTHEND_INVENTORY
 SOURCE: VIFUAIQED
 MODEL: INVENTORY
 BASIS: SETTLEMENT
 AS-OF: 10/31/07

RICHARD CORDRAY
 TREASURER, STATE OF OHIO

INVESTMENT INVENTORY

SETTLED POSITIONS AS OF: 10/31/07

| INVT# | FUND | GROUP | CUSIP | DESCRIPTION | RATE | MATURITY | YIELD | PAR | AMOUNT | BOOK-VALUE | US\$-MARKET | 1ST-PUR |
|--------|------|-------|-----------|--------------------|--------|----------|-------|---------------|---------------|---------------|-------------|---------|
| 182410 | 400 | STAR | 313588PM1 | FNMA DISCOUNT NOTE | 4.6700 | 11/20/07 | 4.779 | 50,000,000.00 | 49,539,486.11 | 49,885,000.00 | 9/10/07 | |
| 182079 | 400 | STAR | 313588PQ2 | FNMA DISCOUNT NOTE | 5.1150 | 11/23/07 | 5.265 | 35,000,000.00 | 34,477,843.75 | 34,905,500.00 | 8/10/07 | |
| 182272 | 400 | STAR | 313588PV1 | FNMA DISCOUNT NOTE | 4.9700 | 11/28/07 | 5.103 | 50,000,000.00 | 49,371,847.22 | 49,835,000.00 | 8/29/07 | |
| 182273 | 400 | STAR | 313588PV1 | FNMA DISCOUNT NOTE | 4.9700 | 11/28/07 | 5.103 | 50,000,000.00 | 49,371,847.22 | 49,835,000.00 | 8/29/07 | |
| 182813 | 400 | STAR | 313588PV7 | FNMA DISCOUNT NOTE | 4.6400 | 11/30/07 | 4.736 | 50,000,000.00 | 49,664,888.89 | 49,825,000.00 | 10/09/07 | |
| 182350 | 400 | STAR | 313588QC2 | FNMA DISCOUNT NOTE | 4.8700 | 12/05/07 | 4.999 | 50,000,000.00 | 49,384,486.11 | 49,795,000.00 | 9/05/07 | |
| 182351 | 400 | STAR | 313588QC2 | FNMA DISCOUNT NOTE | 4.8700 | 12/05/07 | 4.999 | 50,000,000.00 | 49,384,486.11 | 49,795,000.00 | 9/05/07 | |
| 182800 | 400 | STAR | 313588QD0 | FNMA DISCOUNT NOTE | 4.5600 | 12/06/07 | 4.660 | 50,000,000.00 | 49,607,333.33 | 49,790,000.00 | 10/05/07 | |
| 182814 | 400 | STAR | 313588QD0 | FNMA DISCOUNT NOTE | 4.6300 | 12/06/07 | 4.730 | 50,000,000.00 | 49,627,027.78 | 49,790,000.00 | 10/09/07 | |
| 182413 | 400 | STAR | 313588QE8 | FNMA DISCOUNT NOTE | 4.7200 | 12/07/07 | 4.841 | 41,000,000.00 | 40,526,951.11 | 40,823,700.00 | 9/10/07 | |
| 182448 | 400 | STAR | 313588QK4 | FNMA DISCOUNT NOTE | 4.7000 | 12/12/07 | 4.823 | 35,000,000.00 | 34,584,180.56 | 34,828,500.00 | 9/12/07 | |
| 182462 | 400 | STAR | 313588QK4 | FNMA DISCOUNT NOTE | 4.7000 | 12/12/07 | 4.822 | 50,000,000.00 | 49,412,500.00 | 49,755,000.00 | 9/13/07 | |
| 182802 | 400 | STAR | 313588QL2 | FNMA DISCOUNT NOTE | 4.5400 | 12/19/07 | 4.654 | 50,000,000.00 | 49,563,958.33 | 49,745,000.00 | 10/05/07 | |
| 182529 | 400 | STAR | 313588QS7 | FNMA DISCOUNT NOTE | 4.5500 | 12/26/07 | 4.664 | 25,000,000.00 | 24,728,263.89 | 24,835,000.00 | 10/01/07 | |
| 182692 | 400 | STAR | 313588QZ1 | FNMA DISCOUNT NOTE | 4.6500 | 12/27/07 | 4.759 | 50,000,000.00 | 49,528,541.67 | 49,660,000.00 | 10/15/07 | |
| 182881 | 400 | STAR | 313588RA5 | FNMA DISCOUNT NOTE | 4.7100 | 12/28/07 | 4.843 | 50,000,000.00 | 49,300,041.67 | 49,655,000.00 | 9/12/07 | |
| 182430 | 400 | STAR | 313588RB3 | FNMA DISCOUNT NOTE | 4.5350 | 12/28/07 | 4.655 | 50,000,000.00 | 49,382,736.11 | 49,655,000.00 | 9/21/07 | |
| 182575 | 400 | STAR | 313588RB3 | FNMA DISCOUNT NOTE | 4.8900 | 1/02/08 | 5.043 | 16,369,000.00 | 16,093,291.48 | 16,247,869.40 | 8/31/07 | |
| 182304 | 400 | STAR | 313588RG2 | FNMA DISCOUNT NOTE | 4.5600 | 1/02/08 | 4.677 | 50,000,000.00 | 49,423,666.67 | 49,625,000.00 | 10/03/07 | |
| 182770 | 400 | STAR | 313588RH0 | FNMA DISCOUNT NOTE | 4.6300 | 1/03/08 | 4.746 | 50,000,000.00 | 49,453,402.78 | 49,630,000.00 | 10/10/07 | |
| 182830 | 400 | STAR | 313588RJ6 | FNMA DISCOUNT NOTE | 4.8900 | 1/04/08 | 5.044 | 30,101,000.00 | 29,585,821.39 | 29,872,232.40 | 8/31/07 | |
| 182301 | 400 | STAR | 313588RF2 | FNMA DISCOUNT NOTE | 4.8500 | 1/09/08 | 5.011 | 39,710,000.00 | 38,971,724.92 | 39,384,378.00 | 8/24/07 | |
| 182237 | 400 | STAR | 313588RF2 | FNMA DISCOUNT NOTE | 4.6350 | 1/09/08 | 4.755 | 50,000,000.00 | 49,414,187.50 | 49,590,000.00 | 10/10/07 | |
| 182831 | 400 | STAR | 313588RP2 | FNMA DISCOUNT NOTE | 4.4000 | 1/10/08 | 4.504 | 50,000,000.00 | 49,523,333.33 | 49,585,000.00 | 10/24/07 | |
| 182989 | 400 | STAR | 313588RW7 | FNMA DISCOUNT NOTE | 4.4000 | 1/11/08 | 4.505 | 50,000,000.00 | 49,517,222.22 | 49,575,000.00 | 10/24/07 | |
| 182990 | 400 | STAR | 313588RW7 | FNMA DISCOUNT NOTE | 4.5500 | 1/16/08 | 4.666 | 50,000,000.00 | 49,437,569.44 | 49,545,000.00 | 10/19/07 | |
| 182945 | 400 | STAR | 313588RW7 | FNMA DISCOUNT NOTE | 4.8500 | 1/24/08 | 5.021 | 49,065,000.00 | 48,053,647.69 | 48,574,350.00 | 8/24/07 | |
| 182238 | 400 | STAR | 313588SB6 | FNMA DISCOUNT NOTE | 4.6500 | 2/06/08 | 4.802 | 50,000,000.00 | 49,089,375.00 | 49,425,000.00 | 9/18/07 | |
| 182504 | 400 | STAR | 313588ST3 | FNMA DISCOUNT NOTE | 4.4300 | 3/19/08 | 4.603 | 25,000,000.00 | 24,461,631.94 | 24,592,500.00 | 9/26/07 | |
| 182634 | 400 | STAR | 313588UM5 | FNMA DISCOUNT NOTE | 4.5500 | 3/26/08 | 4.722 | 50,000,000.00 | 48,982,569.44 | 49,140,000.00 | 10/17/07 | |
| 182927 | 400 | STAR | 313588UV7 | FNMA DISCOUNT NOTE | | | | | | | | |

| | | | | | | | | | | | |
|--------|-----|------|-----------|-------------------------|--------|----------|-------|---------------|---------------|---------------|------------------|
| 183064 | 400 | STAR | RF1031075 | FIFTH THIRD BANK, CINCI | 4.4000 | 11/01/07 | 4.400 | 28,747,846.00 | 28,747,846.00 | 28,747,846.00 | 10/31/07 |
| | | | | | | | | 28,747,846.00 | 28,747,846.00 | 28,747,846.00 | |
| | | | | | | | | | | | 6,029,163,846.00 |
| | | | | | | | | | | | 5,958,064,831.42 |
| | | | | | | | | | | | 5,987,282,150.23 |

PGM: INVS_MONTHEND_INVENTORY
SOURCE: VisualQED
MODEL: INVENTORY
BASIS: SETTLEMENT
AS-OF: 10/31/07

RICHARD CORDRAY
TREASURER, STATE OF OHIO

INVESTMENT INVENTORY
SETTLED POSITIONS AS OF: 10/31/07

| INVST# | FUND | GROUP | CUSIP | DESCRIPTION | RATE | MATURITY | YIELD | PAR | AMOUNT | BOOK-VALUE | US\$-MARKET | 1ST-PUR |
|--------|------|-------|-------|-------------|------|----------|-------|-----|--------|------------|-------------|---------|
|--------|------|-------|-------|-------------|------|----------|-------|-----|--------|------------|-------------|---------|

 18864884499.75 18501713776.92 18666600658.73

 --- GRAND-TOTAL --->