



JOSH MANDEL
STATE TREASURER OF OHIO

Monthly Portfolio Review

July 2011



JOSH MANDEL

STATE TREASURER OF OHIO

Table of Contents

I. Investment Philosophy

II. Economic Outlook and Portfolio Strategy

III. Summary of Portfolios

- **Regular Account**
- **Buckeye Tobacco Funds**
- **Ohio Lottery DPTF Structured Account**
- **STAR Ohio**

VI. Transaction Activity

V. Portfolio Holdings



JOSH MANDEL

STATE TREASURER OF OHIO

Investment Philosophy

A. Investment Objectives

- *Preservation of Principal*
- *Maintenance of Liquidity*
- *Maximize Return*

B. Standard of Prudence

The standard of prudence to be applied to the investment of the State Portfolio shall be the industry standard “Prudent Investor Rule,” which states:

“Investments shall be made with the judgment and care, under circumstances then prevailing which persons of prudence, discretion and intelligence exercise in the management of their own affairs, not for speculation, but for investment, considering the probable safety of their capital as well as the probable income to be derived.”



JOSH MANDEL

STATE TREASURER OF OHIO

Economic Outlook

• Federal Reserve & Interest Rates

- The fed funds target rate (FFTR) remained flat at 0.00 – 0.25 %. The Federal Open Market Committee (FOMC) currently anticipates that economic conditions, including low rates of resource utilization and a subdued outlook for inflation over the medium-run, are likely to warrant exceptionally low levels for the FFTR at least through mid-2013.
- The most recent FOMC statement notes a deteriorating recovery and that downside risks to the economic outlook have increased.
- Although the second round of quantitative easing had ended, the FOMC will maintain its current policy of reinvesting principal payments from its securities holdings.

• Inflation

Producer Price Index

- The producer price index (PPI) for July rose 0.2% (-0.4% in June), despite falling energy prices. Core PPI rose again by 0.4% (+0.3% in June) as surging tobacco prices and a rise in light truck and pharmaceuticals prices more than offset a decline in energy costs.

Consumer Price Index

- The Consumer Price Index (CPI) rose 0.5% in July (-0.2% in June) as a result of, once again, rising gasoline and food prices. Core CPI rose 0.2% (0.3% in June) continues to be driven by shelter/rent inflation but also by rising clothing prices.



JOSH MANDEL

STATE TREASURER OF OHIO

Economic Outlook

• **Housing**

- Across the country, July housing starts were down 1.5% to an annual pace of 604,000. This was only down 9,000 from a revised June and still greater than the 600,000 pace expected by economists. Building permits fell 3.2% in July, compared to an expected decrease of 1.9%.
- Mortgage applications, on average, were up approximately 3% for July while mortgage rates remained flat.
- Ohio home sales for July came in at 9,185 units in 2011 compared to 7,796 units in July 2010, representing an increase of almost 18%. The average sale price increased 3.1% to \$140,903 from \$136,697 in July of 2010.

• **Labor Market**

- U.S. unemployment for July fell slightly to 9.1% from 9.2% in June adding 117,000 jobs.
- Average hourly earnings were up by 0.4% in July, which was more than expected, compared to unchanged in June.
- Job gains occurred in health care, retail trade, manufacturing, and mining but employment in the public sector continued to trend downward.
- The Ohio unemployment rate for July rose to 9.0% from 8.8% in June.
- The number of unemployed workers in Ohio in July rose to 529,000 from 517,000 in June. The number of unemployed has decreased by 60,000 in the past 12 months from 589,000.



JOSH MANDEL

STATE TREASURER OF OHIO

Economic Outlook

• Europe

- The European economic turmoil remains as a key factor in the market.
- The leaders of France and Germany, Nicolas Sarkozy and Angela Merkel, have been working together on behalf of the EU to devise a plan to calm the markets.
- They announced that the safety-net program already in place, the European Financial Stability Facility (EFSF), should be able to provide enough funding in the event of financial troubles and/or recapitalization efforts or to buy sovereign debt.
- The largest French banks have been extremely volatile in financial markets as there is much concern over their excessive exposure to some of the trouble European countries.

• US Debt Ceiling

- The US Congress reached a last minute deal to raise the debt ceiling and to avoid a default on US debt obligations.
- Much of the disagreement came not with raising the debt ceiling, but with the spending cuts and tax hikes, or lack thereof, that were to offset the up to \$2.4 trillion increase.
- The final deal was intended to reduce the deficit by \$2.1 trillion over 10 years.

• S&P Downgrade

- The United State's long-term sovereign debt rating was downgraded from AAA to AA+ for the first time in history.
- The only nationally recognized ratings agency to downgrade the US, Standard and Poor's, cited weak "effectiveness, stability and predictability" of the US government's handling of the crisis.
- S&P also noted that it felt that the measures taken by the last minute deal were insufficient when considering what is actually needed at this point to make a substantial difference in the deficit or the plan to reduce the deficit in the future.



JOSH MANDEL

STATE TREASURER OF OHIO

Portfolio Yields & Strategy

- **Summary**

- Inflation remains a concern in the short-term as it continues to rise but with unemployment still hindering the recovery, the FOMC vows to maintain the current monetary policy.
- Recent reports show that new, single-family housing is trending downward while multi-family housing is on the rise, possibly suggesting a new trend in a changed economic environment.
- Housing continues to be a drag on the recovery with existing home sales now 13.5% below January's levels as cancellation of contracts and restrictive loans have put many buyers on hold.

- **Yields**

- The economic issues abroad have continued to provoke a "flight-to-quality," and despite the US downgrade, investors have continued to invest in US treasuries, pushing rates to all-time lows.
- The concerning economic recovery continues to pressure the Fed to maintain low borrowing rates which continues to be reflected throughout the sovereign and agency bond market.

- **Strategy**

- With the expectation that interest rates will remain low for the medium-term, we continue to cautiously balance safety, liquidity, and yield by investing primarily in shorter term securities.
- We continue to seek value to hedge against near term falling rates but continue to employ strategies laddering long term investments in order to be well positioned for a future rise in interest rates.



JOSH MANDEL

STATE TREASURER OF OHIO

Summary of Portfolios

| Portfolio | 6/30/2011 | 7/29/2011 | 7/30/2010 |
|---|---------------------------|---------------------------|---------------------------|
| Regular Account - Market Value | \$7,148,548,962.67 | \$6,419,854,781.92 | \$5,683,648,649.86 |
| Sales and Motor Vehicle Fuel Tax revenues were offset by payments for Debt Service, School Foundations, Higher Education, Medicaid and State Payroll. | | | |
| Total Monthly Inflows | \$4,813,755,871.39 | \$4,370,577,741.74 | \$4,264,313,389.51 |
| Total Monthly Outflows | \$4,710,191,344.59 | \$4,848,606,870.53 | \$4,607,795,308.56 |
| Realized Income - Month to date | \$713,381.34 | \$903,855.46 | \$1,624,032.50 |
| Realized Income - Fiscal Year to date | \$18,640,729.04 | \$903,855.46 | \$1,624,032.50 |
| Accruals | \$2,277,343.99 | \$2,760,465.61 | \$1,510,237.24 |
| Buckeye Tobacco (School Facilities) - Market Value | \$282,456,358.26 | \$288,982,043.14 | \$1,243,588,859.65 |
| Buckeye Tobacco (Board of Regents) - Market Value | \$0.00 | \$0.00 | \$159,062,493.15 |
| Realized Income - Month to date | \$599,592.32 | \$6,451.70 | \$66,859.21 |
| Realized Income - Fiscal Year to date | \$3,559,762.27 | \$6,451.70 | \$66,859.21 |
| Ohio Lottery DPTF - Market Value | \$716,307,310.76 | \$728,125,423.38 | \$760,968,786.51 |
| The lottery had no annuity winners for the month of July; the July liability payment was \$5,105,423.12 | | | |
| STAR Ohio - Market Value | \$4,387,651,634.26 | \$4,516,981,572.10 | \$4,907,322,371.65 |
| Shareholder purchases exceeded redemptions during the month. | | | |



JOSH MANDEL

STATE TREASURER OF OHIO

Regular Account Asset Allocation

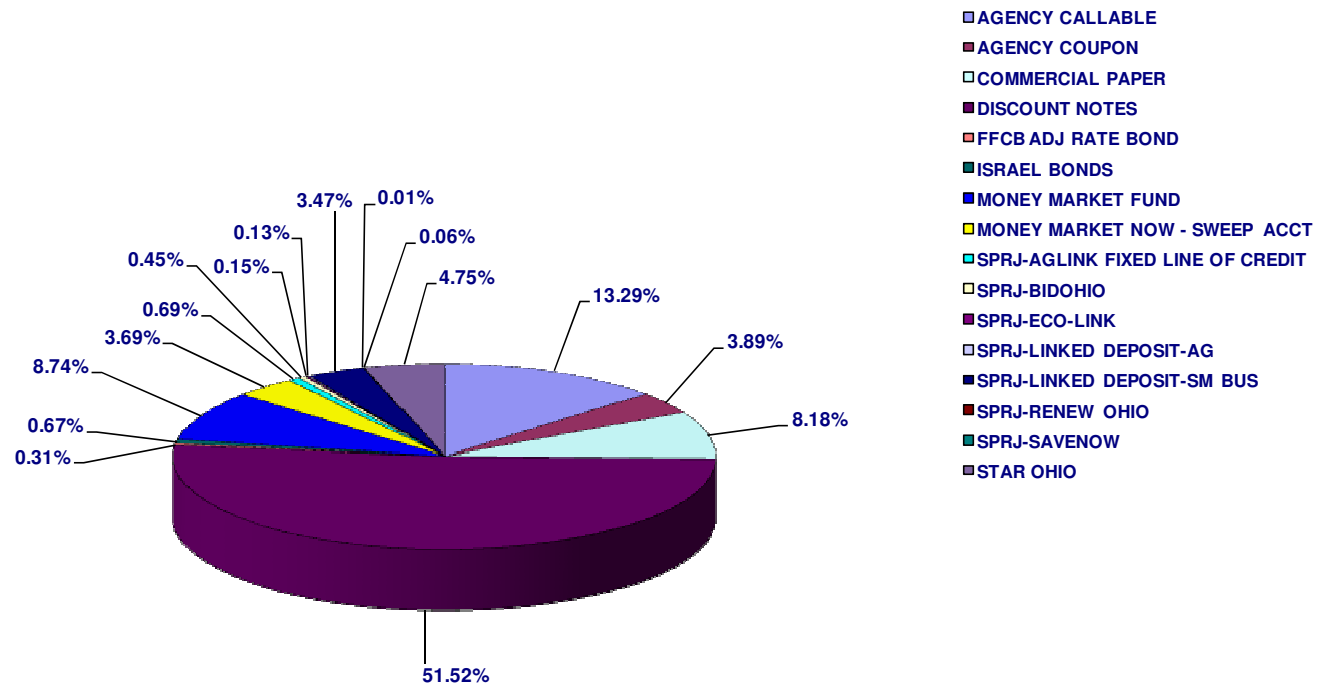
| ASSET TYPE | PAR AMOUNT | BOOK VALUE | MKT VALUE | % BOOK | WT YLD | WT DTM |
|----------------------------------|---------------------|---------------------|---------------------|--------|--------|---------|
| AGENCY CALLABLE | \$ 853,265,000.00 | \$ 852,623,877.50 | \$ 854,377,611.65 | 13.29 | 1.21 | 1197.53 |
| AGENCY COUPON | \$ 250,000,000.00 | \$ 249,840,424.25 | \$ 250,022,400.00 | 3.89 | 0.32 | 325.06 |
| COMMERCIAL PAPER | \$ 525,000,000.00 | \$ 524,948,872.22 | \$ 524,948,872.22 | 8.18 | 0.10 | 13.67 |
| DISCOUNT NOTES | \$ 3,307,029,000.00 | \$ 3,306,121,448.32 | \$ 3,306,518,532.37 | 51.52 | 0.07 | 48.69 |
| FFCB ADJ RATE BOND | \$ 20,000,000.00 | \$ 20,000,000.00 | \$ 20,000,000.00 | 0.31 | 0.35 | 287.00 |
| ISRAEL BONDS | \$ 43,000,000.00 | \$ 43,000,000.00 | \$ 43,000,000.00 | 0.67 | 2.23 | 1025.93 |
| MONEY MARKET FUND | \$ 561,053,995.76 | \$ 561,053,995.76 | \$ 561,053,995.76 | 8.74 | 0.07 | 1.00 |
| MONEY MARKET NOW - SWEEP ACCT | \$ 236,671,396.17 | \$ 236,671,396.17 | \$ 236,671,396.17 | 3.69 | 0.10 | 1.00 |
| SPRJ-AGLINK FIXED LINE OF CREDIT | \$ 44,502,072.00 | \$ 44,502,072.00 | \$ 44,502,072.00 | 0.69 | 0.03 | 258.00 |
| SPRJ-BIDOHIO | \$ 29,000,000.00 | \$ 29,000,000.00 | \$ 29,000,000.00 | 0.45 | 0.52 | 63.66 |
| SPRJ-ECO-LINK | \$ 9,432,147.60 | \$ 9,432,147.60 | \$ 9,432,147.60 | 0.15 | 0.15 | 466.95 |
| SPRJ-LINKED DEPOSIT-AG | \$ 8,084,162.31 | \$ 8,084,162.31 | \$ 8,084,162.31 | 0.13 | 0.04 | 258.00 |
| SPRJ-LINKED DEPOSIT-SM BUS | \$ 222,843,239.67 | \$ 222,843,239.67 | \$ 222,843,239.67 | 3.47 | 0.15 | 407.00 |
| SPRJ-RENEW OHIO | \$ 905,000.00 | \$ 905,000.00 | \$ 905,000.00 | 0.01 | 0.15 | 569.06 |
| SPRJ-SAVENOW | \$ 3,840,000.00 | \$ 3,840,000.00 | \$ 3,840,000.00 | 0.06 | 0.10 | 281.11 |
| STAR OHIO | \$ 304,655,352.17 | \$ 304,655,352.17 | \$ 304,655,352.17 | 4.75 | 0.02 | 1.00 |
| | \$ 6,419,281,365.68 | \$ 6,417,521,987.97 | \$ 6,419,854,781.92 | 100.00 | 0.25 | 223.44 |



JOSH MANDEL

STATE TREASURER OF OHIO

Regular Account Asset Allocation





JOSH MANDEL

STATE TREASURER OF OHIO

Buckeye Tobacco Fund (SFC) Asset Allocation

| ASSET TYPE | PAR AMOUNT | BOOK VALUE | MKT VALUE | % BOOK | WT YLD | WT DTM |
|-------------------|-------------------|-------------------|-------------------|--------|--------|--------|
| COMMERCIAL PAPER | \$ 33,068,000.00 | \$ 33,065,129.61 | \$ 33,065,129.61 | 11.44 | 0.06 | 21.13 |
| DISCOUNT NOTES | \$ 57,003,000.00 | \$ 57,002,239.96 | \$ 57,001,859.94 | 19.73 | 0.01 | 19.00 |
| MONEY MARKET FUND | \$ 6,226,020.42 | \$ 6,226,020.42 | \$ 6,226,020.42 | 2.15 | 0.01 | 1.00 |
| STAR OHIO | \$ 166,566,555.63 | \$ 166,566,555.63 | \$ 166,566,555.63 | 57.64 | 0.02 | 1.00 |
| TREASURIES | \$ 26,123,000.00 | \$ 26,121,868.00 | \$ 26,122,477.54 | 9.04 | 0.26 | 6.00 |
| | \$ 288,986,576.05 | \$ 288,981,813.62 | \$ 288,982,043.14 | 100.00 | 0.05 | 7.31 |

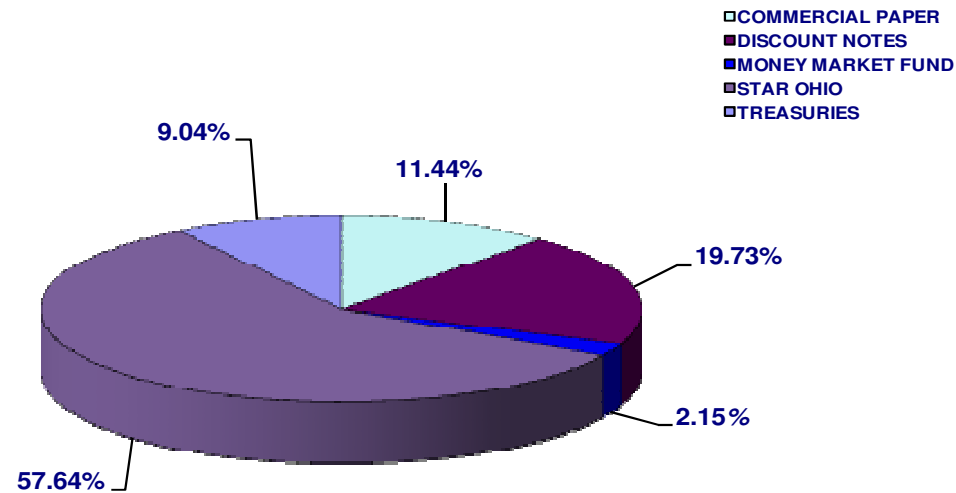


JOSH MANDEL

STATE TREASURER OF OHIO

Buckeye Tobacco Fund (SFC) Asset Allocation

BTSFA - School Facilities Commission





JOSH MANDEL

STATE TREASURER OF OHIO

Ohio Lottery DPTF Asset Allocation

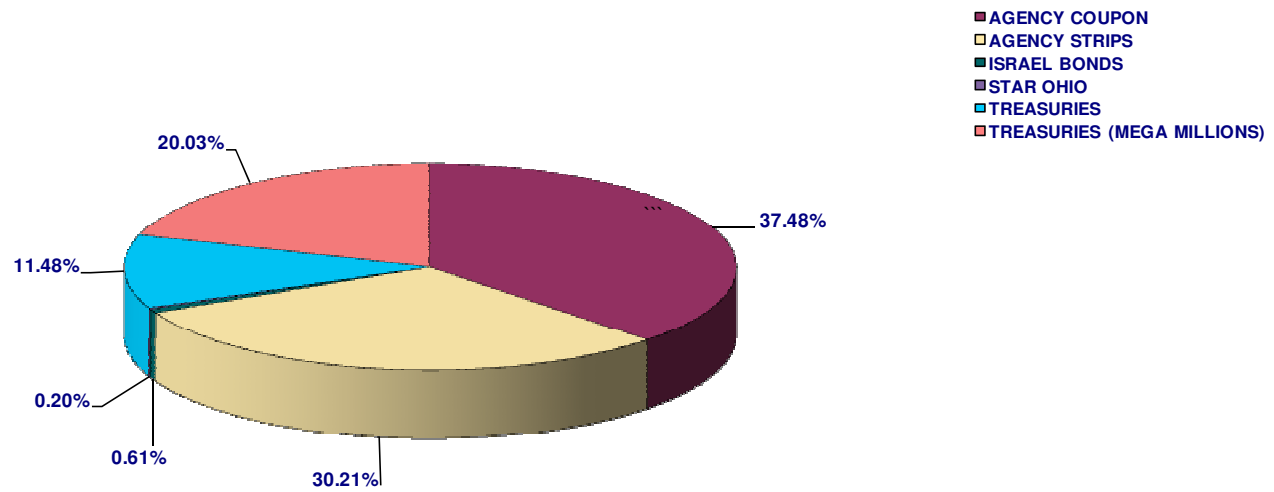
| ASSET TYPE | PAR AMOUNT | BOOK VALUE | MKT VALUE | % BOOK | WT YLD | WT DTM |
|----------------------------|-------------------|-------------------|-------------------|--------|--------|---------|
| AGENCY COUPON | \$ 195,945,000.00 | \$ 184,536,992.40 | \$ 213,001,062.25 | 37.48 | 4.98 | 1298.14 |
| AGENCY STRIPS | \$ 384,862,000.00 | \$ 148,740,130.63 | \$ 319,686,946.10 | 30.21 | 5.77 | 2321.19 |
| ISRAEL BONDS | \$ 3,000,000.00 | \$ 3,000,000.00 | \$ 3,000,000.00 | 0.61 | 2.91 | 277.00 |
| STAR OHIO | \$ 967,234.31 | \$ 967,234.31 | \$ 967,234.31 | 0.20 | 0.02 | 1.00 |
| TREASURIES | \$ 88,576,000.00 | \$ 56,511,663.40 | \$ 66,743,483.48 | 11.48 | 3.52 | 3475.19 |
| TREASURIES (MEGA MILLIONS) | \$ 179,084,000.00 | \$ 98,610,756.82 | \$ 124,726,697.24 | 20.03 | 4.15 | 4119.07 |
| | \$ 852,434,234.31 | \$ 492,366,777.56 | \$ 728,125,423.38 | 100.00 | 4.86 | 2573.82 |



JOSH MANDEL

STATE TREASURER OF OHIO

Ohio Lottery DPTF Asset Allocation





JOSH MANDEL

STATE TREASURER OF OHIO

STAR Ohio Asset Allocation

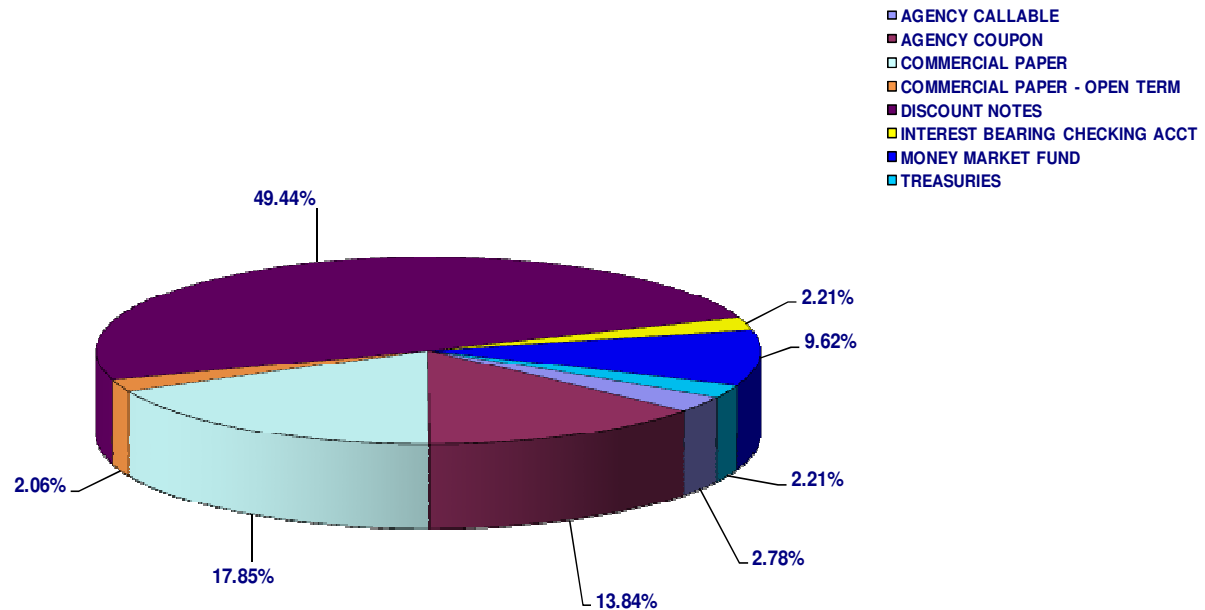
| ASSET TYPE | PAR AMOUNT | BOOK VALUE | MKT VALUE | % BOOK | WT YLD | WT DTM |
|--------------------------------|---------------------|---------------------|---------------------|--------|--------|--------|
| AGENCY CALLABLE | \$ 125,500,000.00 | \$ 125,500,000.00 | \$ 125,339,180.00 | 2.78 | 0.36 | 360.27 |
| AGENCY COUPON | \$ 625,000,000.00 | \$ 624,934,232.00 | \$ 624,889,250.00 | 13.84 | 0.21 | 122.44 |
| COMMERCIAL PAPER | \$ 806,100,000.00 | \$ 806,048,623.47 | \$ 806,048,623.47 | 17.85 | 0.09 | 16.75 |
| COMMERCIAL PAPER - OPEN TERM | \$ 93,000,000.00 | \$ 93,000,000.00 | \$ 93,000,000.00 | 2.06 | 0.12 | 1.00 |
| DISCOUNT NOTES | \$ 2,233,721,000.00 | \$ 2,232,971,018.75 | \$ 2,233,325,285.49 | 49.44 | 0.08 | 56.39 |
| INTEREST BEARING CHECKING ACCT | \$ 100,000,000.00 | \$ 100,000,000.00 | \$ 100,000,000.00 | 2.21 | 1.00 | 1.00 |
| MONEY MARKET FUND | \$ 434,381,233.14 | \$ 434,381,233.14 | \$ 434,381,233.14 | 9.62 | 0.01 | 1.00 |
| TREASURIES | \$ 100,000,000.00 | \$ 99,997,361.11 | \$ 99,998,000.00 | 2.21 | 0.15 | 6.00 |
| | \$ 4,517,702,233.14 | \$ 4,516,832,468.47 | \$ 4,516,981,572.10 | 100.00 | 0.12 | 58.07 |



JOSH MANDEL

STATE TREASURER OF OHIO

STAR Ohio Asset Allocation



PGM: INVS_MONTHEND_TRANSACTIONS
 SOURCE: VisualQED
 MODEL: TRANSACTION
 BASIS: SETTLEMENT
 BEGIN: 7/1/2011
 END: 7/29/2011

JOSH MANDEL
 TREASURER, STATE OF OHIO

INVESTMENT TRANSACTION REPORT

TRANSACTIONS FOR 07/01/11 TO 07/29/11

| INVST# | TXN | FUND | SETTLE | CUSIP | DESCRIPTION | RATE | MATURITY | PUR YIELD | PAR AMOUNT | PRIN/PROC | P/S INTEREST | SETTLE AMT |
|--------|------|----------|-----------|-----------|-------------------------------|------|------------|-----------|-------------------|-------------------|--------------|-------------------|
| 206578 | PUR | 300 REG | 7/1/2011 | 313384JT7 | FHLB DISCOUNT NOTE | 0.04 | 7/29/2011 | 0.04 | \$ 50,000,000.00 | \$ 49,998,638.89 | | \$ 49,998,638.89 |
| 206579 | PUR | 300 REG | 7/1/2011 | 313384JT7 | FHLB DISCOUNT NOTE | 0.04 | 7/29/2011 | 0.04 | \$ 50,000,000.00 | \$ 49,998,638.89 | | \$ 49,998,638.89 |
| 206585 | PUR | 303 SPRJ | 7/1/2011 | AG1106370 | NCB, FSB | | 4/12/2012 | | \$ 75,000.00 | \$ 75,000.00 | | \$ 75,000.00 |
| 206586 | PUR | 303 SPRJ | 7/1/2011 | AG1106388 | NCB, FSB | | 4/12/2012 | | \$ 100,000.00 | \$ 100,000.00 | | \$ 100,000.00 |
| 206597 | PUR | 300 REG | 7/5/2011 | 1667T1UU3 | CHEVRON CORPORATION | 0.06 | 7/28/2011 | 0.06 | \$ 50,000,000.00 | \$ 49,998,083.33 | | \$ 49,998,083.33 |
| 206598 | PUR | 300 REG | 7/5/2011 | 1667T1UU3 | CHEVRON CORPORATION | 0.06 | 7/28/2011 | 0.06 | \$ 15,000,000.00 | \$ 14,999,425.00 | | \$ 14,999,425.00 |
| 206424 | PUR | 301 REG | 7/5/2011 | 313374F21 | FHLB DEBENTURE | 0.70 | 7/5/2013 | 0.70 | \$ 10,000,000.00 | \$ 10,000,000.00 | | \$ 10,000,000.00 |
| 206601 | PUR | 300 REG | 7/5/2011 | 313396RH8 | FHLMC DISCOUNT NOTE | 0.11 | 1/3/2012 | 0.11 | \$ 50,000,000.00 | \$ 49,972,194.44 | | \$ 49,972,194.44 |
| 206588 | PUR | 303 SPRJ | 7/5/2011 | LD1200004 | KINGSTON NATIONAL BANK | 0.15 | 7/5/2013 | 0.15 | \$ 70,000.00 | \$ 70,000.00 | | \$ 70,000.00 |
| 206589 | PUR | 303 SPRJ | 7/5/2011 | LD1200012 | HUNTINGTON NATIONAL BANK, NA | 0.15 | 7/5/2013 | 0.15 | \$ 400,000.00 | \$ 400,000.00 | | \$ 400,000.00 |
| 206590 | PUR | 303 SPRJ | 7/5/2011 | LD1200020 | AMERICAN SAVINGS BANK, FSB | 0.15 | 7/5/2013 | 0.15 | \$ 130,000.00 | \$ 130,000.00 | | \$ 130,000.00 |
| 206591 | PUR | 303 SPRJ | 7/5/2011 | LD1200038 | AMERICAN SAVINGS BANK, FSB | 0.15 | 7/5/2013 | 0.15 | \$ 76,500.00 | \$ 76,500.00 | | \$ 76,500.00 |
| 206592 | PUR | 303 SPRJ | 7/5/2011 | LD1200046 | PORTAGE COMMUNITY BANK | 0.15 | 7/5/2013 | 0.15 | \$ 400,000.00 | \$ 400,000.00 | | \$ 400,000.00 |
| 206613 | PUR | 303 SPRJ | 7/5/2011 | LD1200053 | SAVINGS BANK | 0.15 | 7/5/2013 | 0.15 | \$ 91,000.00 | \$ 91,000.00 | | \$ 91,000.00 |
| 194983 | CNTR | 304 REG | 7/5/2011 | MMKT00177 | KEY/TOS INVESTMENT MATURITIES | | | 0.20 | \$ 550,736.97 | \$ 550,736.97 | | \$ 550,736.97 |
| 206612 | PUR | 301 REG | 7/6/2011 | 313371PE0 | FHLB DEBENTURE | 0.80 | 11/18/2013 | 0.80 | \$ 5,000,000.00 | \$ 5,000,000.00 | \$ 5,333.33 | \$ 5,005,333.33 |
| 206614 | PUR | 300 REG | 7/6/2011 | 4497W1UL8 | ING (US) FUNDING | 0.12 | 7/20/2011 | 0.12 | \$ 50,000,000.00 | \$ 49,997,763.89 | | \$ 49,997,763.89 |
| 206620 | PUR | 303 SPRJ | 7/6/2011 | LD1200061 | HUNTINGTON NATIONAL BANK, NA | 0.15 | 7/5/2013 | 0.15 | \$ 185,064.79 | \$ 185,064.79 | | \$ 185,064.79 |
| 206621 | PUR | 303 SPRJ | 7/6/2011 | LD1200079 | HUNTINGTON NATIONAL BANK, NA | 0.15 | 7/5/2013 | 0.15 | \$ 103,026.30 | \$ 103,026.30 | | \$ 103,026.30 |
| 206603 | PUR | 303 SPRJ | 7/6/2011 | LD12B0002 | HENRY COUNTY BANK | 0.60 | 1/4/2012 | 0.60 | \$ 500,000.00 | \$ 500,000.00 | | \$ 500,000.00 |
| 206604 | PUR | 303 SPRJ | 7/6/2011 | LD12B0010 | HEARTLAND BANK | 0.60 | 1/4/2012 | 0.60 | \$ 1,000,000.00 | \$ 1,000,000.00 | | \$ 1,000,000.00 |
| 206605 | PUR | 303 SPRJ | 7/6/2011 | LD12B0028 | HEARTLAND BANK | 0.60 | 1/4/2012 | 0.60 | \$ 1,000,000.00 | \$ 1,000,000.00 | | \$ 1,000,000.00 |
| 206606 | PUR | 303 SPRJ | 7/6/2011 | LD12B0036 | HEARTLAND BANK | 0.60 | 1/4/2012 | 0.60 | \$ 1,000,000.00 | \$ 1,000,000.00 | | \$ 1,000,000.00 |
| 206607 | PUR | 303 SPRJ | 7/6/2011 | LD12B0044 | HEARTLAND BANK | 0.60 | 1/4/2012 | 0.60 | \$ 1,000,000.00 | \$ 1,000,000.00 | | \$ 1,000,000.00 |
| 206608 | PUR | 303 SPRJ | 7/6/2011 | LD12B0051 | HEARTLAND BANK | 0.60 | 1/4/2012 | 0.60 | \$ 1,000,000.00 | \$ 1,000,000.00 | | \$ 1,000,000.00 |
| 193190 | CNTR | 300 REG | 7/6/2011 | NOWSW3006 | NOW ACCOUNT - SWEEP ACT - 300 | | | 0.10 | \$ 124,361,206.48 | \$ 124,361,206.48 | | \$ 124,361,206.48 |
| 206443 | PUR | 301 REG | 7/7/2011 | 313374JE1 | FHLB MULTI STEP COUPON BOND | 1.00 | 7/7/2015 | 1.01 | \$ 5,000,000.00 | \$ 4,997,500.00 | | \$ 4,997,500.00 |
| 206626 | PUR | 301 REG | 7/7/2011 | 3134G2FY3 | FHLMC MULTI STEP COUPON BOND | 0.50 | 2/26/2014 | 0.50 | \$ 5,000,000.00 | \$ 5,000,000.00 | \$ 2,847.22 | \$ 5,002,847.22 |
| 206627 | PUR | 300 REG | 7/7/2011 | 90262DUM5 | UBS FINANCE (DE) LLC | 0.05 | 7/21/2011 | 0.05 | \$ 50,000,000.00 | \$ 49,999,027.78 | | \$ 49,999,027.78 |
| 206628 | PUR | 300 REG | 7/7/2011 | 90262DUM5 | UBS FINANCE (DE) LLC | 0.05 | 7/21/2011 | 0.05 | \$ 50,000,000.00 | \$ 49,999,027.78 | | \$ 49,999,027.78 |
| 206636 | PUR | 303 SPRJ | 7/7/2011 | LD1200087 | HUNTINGTON NATIONAL BANK, NA | 0.15 | 7/5/2013 | 0.15 | \$ 400,000.00 | \$ 400,000.00 | | \$ 400,000.00 |
| 193190 | CNTR | 300 REG | 7/7/2011 | NOWSW3006 | NOW ACCOUNT - SWEEP ACT - 300 | | | 0.10 | \$ 39,490,360.19 | \$ 39,490,360.19 | | \$ 39,490,360.19 |
| 206642 | PUR | 300 REG | 7/8/2011 | 1667T1UV1 | CHEVRON CORPORATION | 0.06 | 7/29/2011 | 0.06 | \$ 50,000,000.00 | \$ 49,998,250.00 | | \$ 49,998,250.00 |
| 206638 | PUR | 300 REG | 7/8/2011 | 313384KA6 | FHLB DISCOUNT NOTE | 0.03 | 8/5/2011 | 0.03 | \$ 50,000,000.00 | \$ 49,999,027.78 | | \$ 49,999,027.78 |
| 206639 | PUR | 300 REG | 7/8/2011 | 313384KA6 | FHLB DISCOUNT NOTE | 0.03 | 8/5/2011 | 0.03 | \$ 50,000,000.00 | \$ 49,999,027.78 | | \$ 49,999,027.78 |
| 206640 | PUR | 300 REG | 7/8/2011 | 313384KA6 | FHLB DISCOUNT NOTE | 0.03 | 8/5/2011 | 0.03 | \$ 50,000,000.00 | \$ 49,999,027.78 | | \$ 49,999,027.78 |
| 206635 | PUR | 304 REG | 7/8/2011 | 912828QR4 | US TREASURY NOTE | 1.50 | 6/30/2016 | 1.72 | \$ 10,000,000.00 | \$ 9,895,312.50 | \$ 3,260.87 | \$ 9,898,573.37 |
| 206637 | PUR | 304 REG | 7/8/2011 | 912828QR4 | US TREASURY NOTE | 1.50 | 6/30/2016 | 1.75 | \$ 5,000,000.00 | \$ 4,940,625.00 | \$ 1,630.43 | \$ 4,942,255.43 |
| 193190 | CNTR | 300 REG | 7/8/2011 | NOWSW3006 | NOW ACCOUNT - SWEEP ACT - 300 | | | 0.10 | \$ 2,754,920.00 | \$ 2,754,920.00 | | \$ 2,754,920.00 |
| 184687 | CNTR | 295 TOB | 7/8/2011 | STAR29519 | STAR OHIO 71115 | | | 0.03 | \$ 1,298,627.00 | \$ 1,298,627.00 | | \$ 1,298,627.00 |
| 182202 | CNTR | 301 REG | 7/8/2011 | STAR30129 | STAR OHIO 70933 | | | 0.03 | \$ 2,212,592.33 | \$ 2,212,592.33 | | \$ 2,212,592.33 |
| 206641 | PUR | 300 REG | 7/11/2011 | 313384KA6 | FHLB DISCOUNT NOTE | 0.03 | 8/5/2011 | 0.03 | \$ 50,000,000.00 | \$ 49,999,131.94 | | \$ 49,999,131.94 |
| 206660 | PUR | 300 REG | 7/11/2011 | 313396LD3 | FHLMC DISCOUNT NOTE | 0.01 | 9/1/2011 | 0.01 | \$ 30,023,000.00 | \$ 30,022,566.33 | | \$ 30,022,566.33 |
| 206661 | PUR | 300 REG | 7/11/2011 | 313396LD3 | FHLMC DISCOUNT NOTE | 0.01 | 9/1/2011 | 0.01 | \$ 20,474,000.00 | \$ 20,473,704.26 | | \$ 20,473,704.26 |
| 206662 | PUR | 295 TOB | 7/11/2011 | 4662J1VA5 | JP MORGAN CHASE & CO | 0.05 | 8/10/2011 | 0.05 | \$ 17,170,000.00 | \$ 17,170,284.54 | | \$ 17,170,284.54 |
| 206658 | PUR | 303 SPRJ | 7/11/2011 | LD1200095 | U.S. BANK, N.A. | 0.15 | 7/11/2013 | 0.15 | \$ 105,943.55 | \$ 105,943.55 | | \$ 105,943.55 |
| 206659 | PUR | 303 SPRJ | 7/11/2011 | LD1200103 | U.S. BANK, N.A. | 0.15 | 7/11/2013 | 0.15 | \$ 200,000.00 | \$ 200,000.00 | | \$ 200,000.00 |
| 194983 | CNTR | 304 REG | 7/11/2011 | MMKT00177 | KEY/TOS INVESTMENT MATURITIES | | | 0.20 | \$ 9,938,858.70 | \$ 9,938,858.70 | | \$ 9,938,858.70 |
| 193190 | CNTR | 300 REG | 7/11/2011 | NOWSW3006 | NOW ACCOUNT - SWEEP ACT - 300 | | | 0.10 | \$ 34,262,492.93 | \$ 34,262,492.93 | | \$ 34,262,492.93 |
| 184687 | CNTR | 295 TOB | 7/11/2011 | STAR29519 | STAR OHIO 71115 | | | 0.02 | \$ 687,973.07 | \$ 687,973.07 | | \$ 687,973.07 |
| 206677 | PUR | 300 REG | 7/12/2011 | 313384LM9 | FHLB DISCOUNT NOTE | 0.02 | 9/9/2011 | 0.02 | \$ 30,325,000.00 | \$ 30,324,254.51 | | \$ 30,324,254.51 |
| 206680 | PUR | 300 REG | 7/12/2011 | 74977LUD7 | RABOBANK USA FINANCIAL CORP | 0.02 | 7/13/2011 | 0.02 | \$ 50,000,000.00 | \$ 49,999,972.22 | | \$ 49,999,972.22 |
| 206670 | PUR | 303 SPRJ | 7/12/2011 | EC1200004 | KEYBANK, NA | 0.15 | 7/12/2013 | 0.15 | \$ 15,221.70 | \$ 15,221.70 | | \$ 15,221.70 |
| 206671 | PUR | 303 SPRJ | 7/12/2011 | EC1200012 | KEYBANK, NA | 0.15 | 7/12/2013 | 0.15 | \$ 103,030.00 | \$ 103,030.00 | | \$ 103,030.00 |
| 206672 | PUR | 303 SPRJ | 7/12/2011 | EC1200020 | KEYBANK, NA | 0.15 | 7/12/2013 | 0.15 | \$ 35,000.00 | \$ 35,000.00 | | \$ 35,000.00 |
| 206678 | PUR | 303 SPRJ | 7/12/2011 | LD1200111 | MINSTER BANK | 0.15 | 7/12/2013 | 0.15 | \$ 200,000.00 | \$ 200,000.00 | | \$ 200,000.00 |
| 206679 | PUR | 303 SPRJ | 7/12/2011 | LD1200129 | FIRST CITIZENS NATIONAL BANK | 0.15 | 7/12/2013 | 0.15 | \$ 400,000.00 | \$ 400,000.00 | | \$ 400,000.00 |
| 193190 | CNTR | 300 REG | 7/12/2011 | NOWSW3006 | NOW ACCOUNT - SWEEP ACT - 300 | | | 0.10 | \$ 42,507,139.38 | \$ 42,507,139.38 | | \$ 42,507,139.38 |
| 146173 | CNTR | 302 DPTF | 7/12/2011 | STAR30210 | STAR OHIO 27044 | | | 0.02 | \$ 50,081.11 | \$ 50,081.11 | | \$ 50,081.11 |
| 206690 | PUR | 300 REG | 7/13/2011 | 06737JUE3 | BARCLAYS US FUNDING LLC | 0.06 | 7/14/2011 | 0.06 | \$ 50,000,000.00 | \$ 49,999,916.67 | | \$ 49,999,916.67 |

PGM: INVS_MONTHEND_TRANSACTIONS
 SOURCE: VisualQED
 MODEL: TRANSACTION
 BASIS: SETTLEMENT
 BEGIN: 7/1/2011
 END: 7/29/2011

JOSH MANDEL
 TREASURER, STATE OF OHIO

INVESTMENT TRANSACTION REPORT

TRANSACTIONS FOR 07/01/11 TO 07/29/11

| INVST# | TXN | FUND | SETTLE | CUSIP | DESCRIPTION | RATE | MATURITY | PUR YIELD | PAR AMOUNT | PRIN/PROC | P/S INTEREST | SETTLE AMT |
|--------|------|----------|-----------|-----------|----------------------------------|------|------------|-----------|-------------------|-------------------|--------------|-------------------|
| 206691 | PUR | 300 REG | 7/13/2011 | 06737JUE3 | BARCLAYS US FUNDING LLC | 0.06 | 7/14/2011 | 0.06 | \$ 50,000,000.00 | \$ 49,999,916.67 | | \$ 49,999,916.67 |
| 206692 | PUR | 300 REG | 7/13/2011 | 06737JUE3 | BARCLAYS US FUNDING LLC | 0.06 | 7/14/2011 | 0.06 | \$ 15,000,000.00 | \$ 14,999,975.00 | | \$ 14,999,975.00 |
| 206693 | PUR | 300 REG | 7/13/2011 | 313312QU7 | FFCB DISCOUNT NOTE | 0.06 | 12/21/2011 | 0.06 | \$ 25,000,000.00 | \$ 24,993,291.67 | | \$ 24,993,291.67 |
| 206471 | PUR | 301 REG | 7/13/2011 | 3134G2NM0 | FHLMC MULTI STEP COUPON BOND(4X) | 0.55 | 1/13/2014 | 0.55 | \$ 5,000,000.00 | \$ 5,000,000.00 | | \$ 5,000,000.00 |
| 206500 | PUR | 301 REG | 7/13/2011 | 3134G2PU0 | FHLMC DEBENTURE | 1.50 | 7/13/2015 | 1.50 | \$ 10,000,000.00 | \$ 10,000,000.00 | | \$ 10,000,000.00 |
| 206694 | PUR | 300 REG | 7/13/2011 | 313588NF8 | FNMA DISCOUNT NOTE | 0.04 | 10/21/2011 | 0.04 | \$ 50,000,000.00 | \$ 49,994,444.44 | | \$ 49,994,444.44 |
| 206695 | PUR | 300 REG | 7/13/2011 | 313588NF8 | FNMA DISCOUNT NOTE | 0.04 | 10/21/2011 | 0.04 | \$ 50,000,000.00 | \$ 49,994,444.44 | | \$ 49,994,444.44 |
| 206696 | PUR | 300 REG | 7/13/2011 | 313588NN1 | FNMA DISCOUNT NOTE | 0.04 | 10/28/2011 | 0.04 | \$ 25,000,000.00 | \$ 24,997,027.78 | | \$ 24,997,027.78 |
| 206709 | PUR | 303 SPRJ | 7/13/2011 | LD1200137 | HUNTINGTON NATIONAL BANK, NA | 0.15 | 7/12/2013 | 0.15 | \$ 120,000.00 | \$ 120,000.00 | | \$ 120,000.00 |
| 206699 | PUR | 303 SPRJ | 7/13/2011 | LD1200145 | HUNTINGTON NATIONAL BANK, NA | 0.15 | 7/12/2013 | 0.15 | \$ 74,000.00 | \$ 74,000.00 | | \$ 74,000.00 |
| 206474 | PUR | 301 REG | 7/14/2011 | 313374KK5 | FHLB DEBENTURE | 1.63 | 7/14/2015 | 1.63 | \$ 15,000,000.00 | \$ 15,000,000.00 | | \$ 15,000,000.00 |
| 206710 | PUR | 303 SPRJ | 7/15/2011 | LD1200152 | CITIZENS NATIONAL OF BLUFFTON | 0.15 | 1/15/2013 | 0.15 | \$ 31,285.01 | \$ 31,285.01 | | \$ 31,285.01 |
| 206711 | PUR | 303 SPRJ | 7/15/2011 | LD1200160 | FARMERS & MERCHANTS STATE BANK | 0.15 | 7/15/2013 | 0.15 | \$ 194,294.86 | \$ 194,294.86 | | \$ 194,294.86 |
| 206712 | PUR | 303 SPRJ | 7/15/2011 | LD1200178 | HUNTINGTON NATIONAL BANK, NA | 0.15 | 7/15/2013 | 0.15 | \$ 300,000.00 | \$ 300,000.00 | | \$ 300,000.00 |
| 194983 | CNTR | 304 REG | 7/15/2011 | MMKT00177 | KEY/TOS INVESTMENT MATURITIES | | | 0.20 | \$ 5,012,500.33 | \$ 5,012,500.33 | | \$ 5,012,500.33 |
| 193190 | CNTR | 300 REG | 7/15/2011 | NOWSW3006 | NOW ACCOUNT - SWEEP ACT - 300 | | | 0.10 | \$ 105,341,183.50 | \$ 105,341,183.50 | | \$ 105,341,183.50 |
| 206625 | PUR | 301 REG | 7/18/2011 | 313374PR5 | FHLB MULTI STEP COUPON BOND | 1.00 | 7/18/2016 | 1.00 | \$ 10,000,000.00 | \$ 10,000,000.00 | | \$ 10,000,000.00 |
| 193190 | CNTR | 300 REG | 7/18/2011 | NOWSW3006 | NOW ACCOUNT - SWEEP ACT - 300 | | | 0.10 | \$ 23,307,743.68 | \$ 23,307,743.68 | | \$ 23,307,743.68 |
| 174457 | CNTR | 304 REG | 7/18/2011 | STAR30418 | STAR OHIO 63942 | | | 0.02 | \$ 182,325.82 | \$ 182,325.82 | | \$ 182,325.82 |
| 206737 | PUR | 300 REG | 7/19/2011 | 06737JUL7 | BARCLAYS US FUNDING LLC | 0.06 | 7/20/2011 | 0.06 | \$ 50,000,000.00 | \$ 49,999,916.67 | | \$ 49,999,916.67 |
| 206736 | PUR | 303 SPRJ | 7/19/2011 | EC1200038 | U.S. BANK, N.A. | 0.15 | 7/19/2013 | 0.15 | \$ 107,793.10 | \$ 107,793.10 | | \$ 107,793.10 |
| 206740 | PUR | 303 SPRJ | 7/19/2011 | LD1200186 | PARK NATIONAL BANK | 0.15 | 7/19/2013 | 0.15 | \$ 70,783.04 | \$ 70,783.04 | | \$ 70,783.04 |
| 206741 | PUR | 303 SPRJ | 7/19/2011 | LD1200194 | PARK NATIONAL BANK | 0.15 | 7/19/2013 | 0.15 | \$ 255,722.20 | \$ 255,722.20 | | \$ 255,722.20 |
| 206742 | PUR | 303 SPRJ | 7/19/2011 | LD1200202 | FORT JENNINGS STATE BANK | 0.15 | 7/19/2013 | 0.15 | \$ 78,187.05 | \$ 78,187.05 | | \$ 78,187.05 |
| 206743 | PUR | 303 SPRJ | 7/19/2011 | LD1200210 | PORTAGE COMMUNITY BANK | 0.15 | 7/19/2013 | 0.15 | \$ 292,705.95 | \$ 292,705.95 | | \$ 292,705.95 |
| 206747 | PUR | 303 SPRJ | 7/19/2011 | LD1200228 | FARMERS & MERCHANTS STATE BANK | 0.15 | 7/19/2013 | 0.15 | \$ 79,287.25 | \$ 79,287.25 | | \$ 79,287.25 |
| 193190 | CNTR | 300 REG | 7/19/2011 | NOWSW3006 | NOW ACCOUNT - SWEEP ACT - 300 | | | 0.10 | \$ 13,974,958.50 | \$ 13,974,958.50 | | \$ 13,974,958.50 |
| 206757 | PUR | 300 REG | 7/20/2011 | 06737JUM5 | BARCLAYS US FUNDING LLC | 0.06 | 7/21/2011 | 0.06 | \$ 50,000,000.00 | \$ 49,999,916.67 | | \$ 49,999,916.67 |
| 206758 | PUR | 300 REG | 7/20/2011 | 06737JUM5 | BARCLAYS US FUNDING LLC | 0.06 | 7/21/2011 | 0.06 | \$ 50,000,000.00 | \$ 49,999,916.67 | | \$ 49,999,916.67 |
| 184539 | CNTR | 300 REG | 7/20/2011 | 38141W273 | GOLDMAN SACHS FIN SQ GOVT #465 | | | 0.01 | \$ 50,000,000.00 | \$ 50,000,000.00 | | \$ 50,000,000.00 |
| 170509 | CNTR | 300 REG | 7/20/2011 | 4812C0670 | JP MORGAN US GOVT MMKT #3164 | | | 0.01 | \$ 50,000,000.00 | \$ 50,000,000.00 | | \$ 50,000,000.00 |
| 206759 | PUR | 303 SPRJ | 7/20/2011 | LD1200236 | NORTH VALLEY BANK | 0.15 | 7/19/2013 | 0.15 | \$ 101,526.12 | \$ 101,526.12 | | \$ 101,526.12 |
| 206760 | PUR | 303 SPRJ | 7/20/2011 | LD1200244 | WESTFIELD BANK, FSB | 0.15 | 7/19/2013 | 0.15 | \$ 44,000.00 | \$ 44,000.00 | | \$ 44,000.00 |
| 206761 | PUR | 303 SPRJ | 7/20/2011 | LD1200251 | CORTLAND SAVINGS & BANKING CO | 0.15 | 7/19/2013 | 0.15 | \$ 275,201.81 | \$ 275,201.81 | | \$ 275,201.81 |
| 206762 | PUR | 303 SPRJ | 7/20/2011 | LD1200269 | FIRST FINANCIAL BANK, NA | 0.15 | 7/19/2013 | 0.15 | \$ 121,582.49 | \$ 121,582.49 | | \$ 121,582.49 |
| 206756 | PUR | 304 REG | 7/20/2011 | LD12B0069 | BIDOHIO | 0.30 | 10/19/2011 | 0.30 | \$ 1,000,000.00 | \$ 1,000,000.00 | | \$ 1,000,000.00 |
| 194983 | CNTR | 304 REG | 7/20/2011 | MMKT00177 | KEY/TOS INVESTMENT MATURITIES | | | 0.20 | \$ 5,002,083.34 | \$ 5,002,083.34 | | \$ 5,002,083.34 |
| 206775 | PUR | 300 REG | 7/21/2011 | 90262DUU7 | UBS FINANCE (DE) LLC | 0.05 | 7/28/2011 | 0.05 | \$ 50,000,000.00 | \$ 49,999,513.89 | | \$ 49,999,513.89 |
| 206776 | PUR | 300 REG | 7/21/2011 | 90262DUU7 | UBS FINANCE (DE) LLC | 0.05 | 7/28/2011 | 0.05 | \$ 50,000,000.00 | \$ 49,999,513.89 | | \$ 49,999,513.89 |
| 206777 | PUR | 300 REG | 7/21/2011 | 90262DUU7 | UBS FINANCE (DE) LLC | 0.05 | 7/28/2011 | 0.05 | \$ 15,000,000.00 | \$ 14,999,854.17 | | \$ 14,999,854.17 |
| 206787 | PUR | 303 SPRJ | 7/21/2011 | LD1200277 | NORTH VALLEY BANK | 0.15 | 7/19/2013 | 0.15 | \$ 287,000.00 | \$ 287,000.00 | | \$ 287,000.00 |
| 206788 | PUR | 303 SPRJ | 7/21/2011 | LD1200285 | NORTH VALLEY BANK | 0.15 | 7/19/2013 | 0.15 | \$ 300,000.00 | \$ 300,000.00 | | \$ 300,000.00 |
| 206790 | PUR | 303 SPRJ | 7/21/2011 | LD1200293 | WESBANCO BANK, INC | 0.15 | 7/19/2013 | 0.15 | \$ 348,000.00 | \$ 348,000.00 | | \$ 348,000.00 |
| 206791 | PUR | 303 SPRJ | 7/21/2011 | LD1200301 | FIRST NATIONAL BANK, PANDORA | 0.15 | 7/19/2013 | 0.15 | \$ 87,117.98 | \$ 87,117.98 | | \$ 87,117.98 |
| 194983 | CNTR | 304 REG | 7/21/2011 | MMKT00177 | KEY/TOS INVESTMENT MATURITIES | | | 0.20 | \$ 31,071,691.67 | \$ 31,071,691.67 | | \$ 31,071,691.67 |
| 206796 | PUR | 300 REG | 7/22/2011 | 313384KQ1 | FHLB DISCOUNT NOTE | 0.04 | 8/19/2011 | 0.04 | \$ 50,000,000.00 | \$ 49,998,444.44 | | \$ 49,998,444.44 |
| 206797 | PUR | 300 REG | 7/22/2011 | 313384KQ1 | FHLB DISCOUNT NOTE | 0.04 | 8/19/2011 | 0.04 | \$ 50,000,000.00 | \$ 49,998,444.44 | | \$ 49,998,444.44 |
| 206798 | PUR | 300 REG | 7/22/2011 | 313384KQ1 | FHLB DISCOUNT NOTE | 0.04 | 8/19/2011 | 0.04 | \$ 50,000,000.00 | \$ 49,998,638.89 | | \$ 49,998,638.89 |
| 206799 | PUR | 300 REG | 7/22/2011 | 313384KQ1 | FHLB DISCOUNT NOTE | 0.04 | 8/19/2011 | 0.04 | \$ 50,000,000.00 | \$ 49,998,638.89 | | \$ 49,998,638.89 |
| 184539 | CNTR | 300 REG | 7/22/2011 | 38141W273 | GOLDMAN SACHS FIN SQ GOVT #465 | | | 0.01 | \$ 30,000,000.00 | \$ 30,000,000.00 | | \$ 30,000,000.00 |
| 206786 | PUR | 304 REG | 7/22/2011 | 912828QR4 | US TREASURY NOTE | 1.50 | 6/30/2016 | 1.50 | \$ 10,000,000.00 | \$ 9,998,437.50 | \$ 8,967.39 | \$ 10,007,404.89 |
| 206789 | PUR | 304 REG | 7/22/2011 | 912828QR4 | US TREASURY NOTE | 1.50 | 6/30/2016 | 1.52 | \$ 10,000,000.00 | \$ 9,989,062.50 | \$ 8,967.39 | \$ 9,998,029.89 |
| 206795 | PUR | 304 REG | 7/22/2011 | 912828QR4 | US TREASURY NOTE | 1.50 | 6/30/2016 | 1.54 | \$ 10,000,000.00 | \$ 9,981,250.00 | \$ 8,967.39 | \$ 9,990,217.39 |
| 206807 | PUR | 303 SPRJ | 7/22/2011 | LD1200319 | FIRST STATE BANK OF ADAMS COUNTY | 0.15 | 7/22/2013 | 0.15 | \$ 200,000.00 | \$ 200,000.00 | | \$ 200,000.00 |
| 206808 | PUR | 303 SPRJ | 7/22/2011 | LD1200327 | FIRST STATE BANK OF ADAMS COUNTY | 0.15 | 7/22/2013 | 0.15 | \$ 400,000.00 | \$ 400,000.00 | | \$ 400,000.00 |
| 206809 | PUR | 303 SPRJ | 7/22/2011 | LD1200335 | WESTFIELD BANK, FSB | 0.15 | 7/22/2013 | 0.15 | \$ 400,000.00 | \$ 400,000.00 | | \$ 400,000.00 |
| 193190 | CNTR | 300 REG | 7/22/2011 | NOWSW3006 | NOW ACCOUNT - SWEEP ACT - 300 | | | 0.10 | \$ 22,031,961.43 | \$ 22,031,961.43 | | \$ 22,031,961.43 |
| 184539 | CNTR | 300 REG | 7/25/2011 | 38141W273 | GOLDMAN SACHS FIN SQ GOVT #465 | | | 0.01 | \$ 50,000,000.00 | \$ 50,000,000.00 | | \$ 50,000,000.00 |
| 170509 | CNTR | 300 REG | 7/25/2011 | 4812C0670 | JP MORGAN US GOVT MMKT #3164 | | | 0.01 | \$ 50,000,000.00 | \$ 50,000,000.00 | | \$ 50,000,000.00 |
| 206811 | PUR | 303 SPRJ | 7/25/2011 | LD1200343 | FORT JENNINGS STATE BANK | 0.15 | 7/25/2013 | 0.15 | \$ 269,000.00 | \$ 269,000.00 | | \$ 269,000.00 |

PGM: INVS_MONTHEND_TRANSACTIONS
 SOURCE: VisualQED
 MODEL: TRANSACTION
 BASIS: SETTLEMENT
 BEGIN: 7/1/2011
 END: 7/29/2011

JOSH MANDEL
 TREASURER, STATE OF OHIO

INVESTMENT TRANSACTION REPORT

TRANSACTIONS FOR 07/01/11 TO 07/29/11

| INVST# | TXN | FUND | SETTLE | CUSIP | DESCRIPTION | RATE | MATURITY | PUR YIELD | PAR AMOUNT | PRIN/PROC | P/S INTEREST | SETTLE AMT |
|--------|------|----------|-----------|-----------|----------------------------------|------|------------|-----------|-------------------|-------------------|--------------|-------------------|
| 194579 | CALL | 303 SPRJ | 7/6/2011 | LD1002731 | GREENVILLE NATIONAL BANK | 0.15 | 1/6/2012 | | \$ 22,828.00 | \$ 22,828.00 | | \$ 22,828.00 |
| 194596 | CALL | 303 SPRJ | 7/6/2011 | LD1002756 | FARMERS NATIONAL BANK, CANFIELD | 0.15 | 1/6/2012 | | \$ 256,384.45 | \$ 256,384.45 | | \$ 256,384.45 |
| 194597 | CALL | 303 SPRJ | 7/6/2011 | LD1002764 | CROGHAN COLONIAL BANK | 0.15 | 1/6/2012 | | \$ 4,191.35 | \$ 4,191.35 | | \$ 4,191.35 |
| 194598 | CALL | 303 SPRJ | 7/6/2011 | LD1002772 | FIRST FEDERAL BANK OFTHE MIDWEST | 0.15 | 1/6/2012 | | \$ 17,960.16 | \$ 17,960.16 | | \$ 17,960.16 |
| 198535 | CALL | 303 SPRJ | 7/6/2011 | LD1100089 | U.S. BANK, N.A. | 0.15 | 7/6/2012 | | \$ 8,662.55 | \$ 8,662.55 | | \$ 8,662.55 |
| 198536 | CALL | 303 SPRJ | 7/6/2011 | LD1100097 | U.S. BANK, N.A. | 0.15 | 7/6/2012 | | \$ 9,279.53 | \$ 9,279.53 | | \$ 9,279.53 |
| 198538 | CALL | 303 SPRJ | 7/6/2011 | LD1100105 | U.S. BANK, N.A. | 0.15 | 7/6/2012 | | \$ 10,477.60 | \$ 10,477.60 | | \$ 10,477.60 |
| 198539 | CALL | 303 SPRJ | 7/6/2011 | LD1100113 | U.S. BANK, N.A. | 0.15 | 7/6/2012 | | \$ 2,742.82 | \$ 2,742.82 | | \$ 2,742.82 |
| 198540 | CALL | 303 SPRJ | 7/6/2011 | LD1100121 | SIGNATURE BANK, N.A. | 0.15 | 7/6/2012 | | \$ 40,190.05 | \$ 40,190.05 | | \$ 40,190.05 |
| 198541 | CALL | 303 SPRJ | 7/6/2011 | LD1100139 | FIRST STATE BANK OF ADAMS COUNTY | 0.15 | 7/6/2012 | | \$ 14,633.38 | \$ 14,633.38 | | \$ 14,633.38 |
| 198542 | CALL | 303 SPRJ | 7/6/2011 | LD1100147 | SIGNATURE BANK, N.A. | 0.15 | 7/6/2012 | | \$ 7,552.19 | \$ 7,552.19 | | \$ 7,552.19 |
| 198543 | CALL | 303 SPRJ | 7/6/2011 | LD1100154 | WESTFIELD BANK, FSB | 0.15 | 7/6/2012 | | \$ 33,867.78 | \$ 33,867.78 | | \$ 33,867.78 |
| 198544 | CALL | 303 SPRJ | 7/6/2011 | LD1100162 | PARK NATIONAL BANK | 0.15 | 7/6/2012 | | \$ 14,012.21 | \$ 14,012.21 | | \$ 14,012.21 |
| 198548 | CALL | 303 SPRJ | 7/6/2011 | LD1100204 | FIRST FEDERAL BANK OFTHE MIDWEST | 0.15 | 7/6/2012 | | \$ 7,696.61 | \$ 7,696.61 | | \$ 7,696.61 |
| 198590 | CALL | 303 SPRJ | 7/6/2011 | LD1100212 | HENRY COUNTY BANK | 0.15 | 7/6/2012 | | \$ 740.26 | \$ 740.26 | | \$ 740.26 |
| 198591 | CALL | 303 SPRJ | 7/6/2011 | LD1100220 | CROGHAN COLONIAL BANK | 0.15 | 7/6/2012 | | \$ 20,591.94 | \$ 20,591.94 | | \$ 20,591.94 |
| 198625 | CALL | 303 SPRJ | 7/6/2011 | LD1100238 | CONSUMERS NATIONAL BANK | 0.15 | 7/6/2012 | | \$ 14,103.48 | \$ 14,103.48 | | \$ 14,103.48 |
| 198627 | CALL | 303 SPRJ | 7/6/2011 | LD1100253 | FARMERS CITIZENS BANK, BUCYRUS | 0.15 | 7/6/2012 | | \$ 276,565.12 | \$ 276,565.12 | | \$ 276,565.12 |
| 205727 | SALE | 303 SPRJ | 7/6/2011 | LD1106128 | KEYBANK, NA | 0.15 | 5/20/2013 | | \$ 51,981.14 | \$ 51,981.14 | \$ 10.18 | \$ 51,991.32 |
| 182202 | WTHD | 301 REG | 7/6/2011 | STAR30129 | STAR OHIO 70933 | | | | \$ 5,005,333.33 | \$ 5,005,333.33 | | \$ 5,005,333.33 |
| 204233 | CALL | 301 REG | 7/7/2011 | 3134G2BV3 | FHLMC MEDIUM TERM NOTE | 1.50 | 4/7/2014 | | \$ 10,000,000.00 | \$ 10,000,000.00 | | \$ 10,000,000.00 |
| 203120 | CALL | 303 SPRJ | 7/7/2011 | LD1103356 | FIRST FEDERAL BANK OFTHE MIDWEST | 0.15 | 1/7/2013 | | \$ 7,471.05 | \$ 7,471.05 | | \$ 7,471.05 |
| 203118 | CALL | 303 SPRJ | 7/7/2011 | LD1103364 | FIRST FEDERAL BANK OFTHE MIDWEST | 0.15 | 1/7/2013 | | \$ 17,466.80 | \$ 17,466.80 | | \$ 17,466.80 |
| 203122 | CALL | 303 SPRJ | 7/7/2011 | LD1103372 | CITIZENS SAVINGS BANK, MARTINS F | 0.15 | 1/7/2013 | | \$ 6,529.19 | \$ 6,529.19 | | \$ 6,529.19 |
| 203123 | CALL | 303 SPRJ | 7/7/2011 | LD1103380 | CROGHAN COLONIAL BANK | 0.15 | 1/7/2013 | | \$ 10,471.49 | \$ 10,471.49 | | \$ 10,471.49 |
| 205673 | CALL | 301 REG | 7/8/2011 | 313373TW2 | FHLB DEBENTURE | 2.00 | 6/8/2015 | | \$ 12,000,000.00 | \$ 12,000,000.00 | | \$ 12,000,000.00 |
| 206637 | SALE | 304 REG | 7/8/2011 | 912828QR4 | US TREASURY NOTE | 1.50 | 6/30/2016 | 1.74 | \$ 5,000,000.00 | \$ 4,942,968.75 | \$ 1,630.43 | \$ 4,944,599.18 |
| 154433 | WTHD | 300 REG | 7/8/2011 | STAR30012 | STAR OHIO 10010 | | | | \$ 50,000,000.00 | \$ 50,000,000.00 | | \$ 50,000,000.00 |
| 198660 | CALL | 303 SPRJ | 7/9/2011 | LD1100261 | FIRST MERCHANTS BANK N.A. | 0.15 | 7/9/2012 | | \$ 12,279.93 | \$ 12,279.93 | | \$ 12,279.93 |
| 198661 | CALL | 303 SPRJ | 7/9/2011 | LD1100279 | HUNTINGTON NATIONAL BANK, NA | 0.15 | 7/9/2012 | | \$ 33,945.54 | \$ 33,945.54 | | \$ 33,945.54 |
| 203139 | CALL | 303 SPRJ | 7/10/2011 | LD1103398 | WESTFIELD BANK, FSB | 0.15 | 1/10/2013 | | \$ 32,426.37 | \$ 32,426.37 | | \$ 32,426.37 |
| 206635 | SALE | 304 REG | 7/11/2011 | 912828QR4 | US TREASURY NOTE | 1.50 | 6/30/2016 | | \$ 10,000,000.00 | \$ 9,934,375.00 | \$ 4,483.70 | \$ 9,938,858.70 |
| 194609 | CALL | 303 SPRJ | 7/11/2011 | LD1002780 | Second NB, div Park NB | 0.15 | 1/11/2012 | | \$ 19,015.72 | \$ 19,015.72 | | \$ 19,015.72 |
| 203156 | CALL | 303 SPRJ | 7/11/2011 | LD1103406 | FIRST CITIZENS NATIONAL BANK | 0.15 | 1/11/2013 | | \$ 4,738.12 | \$ 4,738.12 | | \$ 4,738.12 |
| 203173 | CALL | 303 SPRJ | 7/11/2011 | LD1103422 | CORTLAND SAVINGS & BANKING CO | 0.15 | 1/11/2013 | | \$ 25,402.34 | \$ 25,402.34 | | \$ 25,402.34 |
| 203174 | CALL | 303 SPRJ | 7/11/2011 | LD1103430 | FIRST CITIZENS NATIONAL BANK | 0.15 | 1/11/2013 | | \$ 14,890.28 | \$ 14,890.28 | | \$ 14,890.28 |
| 203187 | CALL | 303 SPRJ | 7/11/2011 | LD1103455 | HEARTLAND BANK | 0.15 | 1/11/2013 | | \$ 3,744.57 | \$ 3,744.57 | | \$ 3,744.57 |
| 206525 | SALE | 304 REG | 7/12/2011 | 912828QP8 | US TREASURY NOTE | 1.75 | 5/31/2016 | | \$ 5,000,000.00 | \$ 5,066,406.25 | \$ 10,040.98 | \$ 5,076,447.23 |
| 206526 | SALE | 304 REG | 7/12/2011 | 912828QP8 | US TREASURY NOTE | 1.75 | 5/31/2016 | | \$ 5,000,000.00 | \$ 5,065,625.00 | \$ 10,040.98 | \$ 5,075,665.98 |
| 194618 | CALL | 303 SPRJ | 7/12/2011 | LD1002798 | FARMERS NATIONAL BANK, CANFIELD | 0.15 | 1/12/2012 | | \$ 33,388.78 | \$ 33,388.78 | | \$ 33,388.78 |
| 194619 | CALL | 303 SPRJ | 7/12/2011 | LD1002806 | CROGHAN COLONIAL BANK | 0.15 | 1/12/2012 | | \$ 26,540.34 | \$ 26,540.34 | | \$ 26,540.34 |
| 194620 | CALL | 303 SPRJ | 7/12/2011 | LD1002814 | FIRST NATIONAL BANK, PANDORA | 0.15 | 1/12/2012 | | \$ 4,762.98 | \$ 4,762.98 | | \$ 4,762.98 |
| 198726 | CALL | 303 SPRJ | 7/12/2011 | LD1100287 | ST. HENRY BANK | 0.15 | 7/12/2012 | | \$ 2,348.82 | \$ 2,348.82 | | \$ 2,348.82 |
| 198727 | CALL | 303 SPRJ | 7/12/2011 | LD1100295 | FARMERS & MERCHANTS STATE BANK | 0.15 | 7/12/2012 | | \$ 2,019.26 | \$ 2,019.26 | | \$ 2,019.26 |
| 198729 | CALL | 303 SPRJ | 7/12/2011 | LD1100303 | FIRST MERCHANTS BANK N.A. | 0.15 | 7/12/2012 | | \$ 14,581.15 | \$ 14,581.15 | | \$ 14,581.15 |
| 198740 | CALL | 303 SPRJ | 7/12/2011 | LD1100329 | APPLE CREEK BANKING COMPANY | 0.15 | 7/12/2012 | | \$ 1,488.97 | \$ 1,488.97 | | \$ 1,488.97 |
| 204369 | CALL | 301 REG | 7/13/2011 | 3134G1P99 | FHLMC MEDIUM TERM NOTE | 2.75 | 1/13/2016 | | \$ 5,000,000.00 | \$ 5,000,000.00 | | \$ 5,000,000.00 |
| 194630 | CALL | 303 SPRJ | 7/13/2011 | LD1002822 | HUNTINGTON NATIONAL BANK, NA | 0.15 | 1/13/2012 | | \$ 1,397.53 | \$ 1,397.53 | | \$ 1,397.53 |
| 194632 | CALL | 303 SPRJ | 7/13/2011 | LD1002830 | HUNTINGTON NATIONAL BANK, NA | 0.15 | 1/13/2012 | | \$ 5,387.16 | \$ 5,387.16 | | \$ 5,387.16 |
| 194634 | CALL | 303 SPRJ | 7/13/2011 | LD1002855 | U.S. BANK, N.A. | 0.15 | 1/13/2012 | | \$ 8,087.47 | \$ 8,087.47 | | \$ 8,087.47 |
| 194637 | CALL | 303 SPRJ | 7/13/2011 | LD1002863 | HUNTINGTON NATIONAL BANK, NA | 0.15 | 1/13/2012 | | \$ 12,942.65 | \$ 12,942.65 | | \$ 12,942.65 |
| 198810 | CALL | 303 SPRJ | 7/13/2011 | LD1100337 | WAYNE SAVINGS COMMUNITY BANK | 0.15 | 7/13/2012 | | \$ 7,118.27 | \$ 7,118.27 | | \$ 7,118.27 |
| 193190 | WTHD | 300 REG | 7/13/2011 | NOWSW3006 | NOW ACCOUNT - SWEEP ACT - 300 | | | | \$ 44,970,377.50 | \$ 44,970,377.50 | | \$ 44,970,377.50 |
| 205216 | CALL | 301 REG | 7/14/2011 | 3134G2CG5 | FHLMC DEBENTURE | 1.55 | 4/14/2014 | | \$ 5,000,000.00 | \$ 5,000,000.00 | | \$ 5,000,000.00 |
| 203207 | CALL | 303 SPRJ | 7/14/2011 | LD1103463 | HOME SAVINGS BANK, KENT | 0.15 | 1/14/2013 | | \$ 11,145.25 | \$ 11,145.25 | | \$ 11,145.25 |
| 193190 | WTHD | 300 REG | 7/14/2011 | NOWSW3006 | NOW ACCOUNT - SWEEP ACT - 300 | | | | \$ 122,621,156.23 | \$ 122,621,156.23 | | \$ 122,621,156.23 |
| 182202 | WTHD | 301 REG | 7/14/2011 | STAR30129 | STAR OHIO 70933 | | | | \$ 9,750,928.79 | \$ 9,750,928.79 | | \$ 9,750,928.79 |
| 204311 | CALL | 301 REG | 7/15/2011 | 3134G2CJ9 | FHLMC MEDIUM TERM NOTE | 1.00 | 10/15/2014 | | \$ 5,000,000.00 | \$ 5,000,000.00 | | \$ 5,000,000.00 |
| 184687 | WTHD | 295 TOB | 7/15/2011 | STAR29519 | STAR OHIO 71115 | | | | \$ 760,699.00 | \$ 760,699.00 | | \$ 760,699.00 |
| 198872 | CALL | 303 SPRJ | 7/16/2011 | LD1100345 | VINTON COUNTY NATIONAL BANK | 0.15 | 7/16/2012 | | \$ 10,941.31 | \$ 10,941.31 | | \$ 10,941.31 |

PGM: INVS_MONTHEND_TRANSACTIONS
 SOURCE: VisualQED
 MODEL: TRANSACTION
 BASIS: SETTLEMENT
 BEGIN: 7/1/2011
 END: 7/29/2011

JOSH MANDEL
 TREASURER, STATE OF OHIO

INVESTMENT TRANSACTION REPORT

TRANSACTIONS FOR 07/01/11 TO 07/29/11

| INVST# | TXN | FUND | SETTLE | CUSIP | DESCRIPTION | RATE | MATURITY | PUR YIELD | PAR AMOUNT | PRIN/PROC | P/S INTEREST | SETTLE AMT |
|--------|------|----------|-----------|-----------|-----------------------------------|------|------------|-----------|------------------|------------------|--------------|------------------|
| 198874 | CALL | 303 SPRJ | 7/16/2011 | LD1100352 | FIRST CITIZENS NATIONAL BANK | 0.15 | 7/16/2012 | | \$ 5,380.39 | \$ 5,380.39 | | \$ 5,380.39 |
| 198878 | CALL | 303 SPRJ | 7/16/2011 | LD1100360 | WAYNE SAVINGS COMMUNITY BANK | 0.15 | 7/16/2012 | | \$ 1,833.64 | \$ 1,833.64 | | \$ 1,833.64 |
| 198884 | CALL | 303 SPRJ | 7/16/2011 | LD1100378 | CITIZENS BANKING CO., SANDUSKY | 0.15 | 7/16/2012 | | \$ 42,421.72 | \$ 42,421.72 | | \$ 42,421.72 |
| 206498 | SALE | 304 REG | 7/18/2011 | 912828QP8 | US TREASURY NOTE | 1.75 | 5/31/2016 | | \$ 10,000,000.00 | \$ 10,159,375.00 | \$ 22,950.82 | \$ 10,182,325.82 |
| 203227 | CALL | 303 SPRJ | 7/18/2011 | LD1103471 | FORT JENNINGS STATE BANK | 0.15 | 1/18/2013 | | \$ 12,843.30 | \$ 12,843.30 | | \$ 12,843.30 |
| 203228 | CALL | 303 SPRJ | 7/18/2011 | LD1103489 | OLD FORT BANKING COMPANY | 0.15 | 1/18/2013 | | \$ 2,842.61 | \$ 2,842.61 | | \$ 2,842.61 |
| 203245 | CALL | 303 SPRJ | 7/18/2011 | LD1103497 | AMERICAN SAVINGS BANK, FSB | 0.15 | 1/18/2013 | | \$ 1,693.94 | \$ 1,693.94 | | \$ 1,693.94 |
| 203273 | CALL | 303 SPRJ | 7/18/2011 | LD1103521 | HUNTINGTON NATIONAL BANK, NA | 0.15 | 1/18/2013 | | \$ 6,438.54 | \$ 6,438.54 | | \$ 6,438.54 |
| 203274 | CALL | 303 SPRJ | 7/18/2011 | LD1103539 | RIVERHILLS BANK | 0.15 | 1/18/2013 | | \$ 6,839.40 | \$ 6,839.40 | | \$ 6,839.40 |
| 203290 | CALL | 303 SPRJ | 7/18/2011 | LD1103547 | WESTFIELD BANK, FSB | 0.15 | 1/18/2013 | | \$ 16,881.12 | \$ 16,881.12 | | \$ 16,881.12 |
| 203291 | CALL | 303 SPRJ | 7/18/2011 | LD1103554 | AMERICAN SAVINGS BANK, FSB | 0.15 | 1/18/2013 | | \$ 83,211.00 | \$ 83,211.00 | | \$ 83,211.00 |
| 203292 | CALL | 303 SPRJ | 7/18/2011 | LD1103562 | AMERICAN SAVINGS BANK, FSB | 0.15 | 1/18/2013 | | \$ 1,186.51 | \$ 1,186.51 | | \$ 1,186.51 |
| 203293 | CALL | 303 SPRJ | 7/18/2011 | LD1103570 | AMERICAN SAVINGS BANK, FSB | 0.15 | 1/18/2013 | | \$ 4,753.13 | \$ 4,753.13 | | \$ 4,753.13 |
| 203294 | CALL | 303 SPRJ | 7/18/2011 | LD1103588 | AMERICAN SAVINGS BANK, FSB | 0.15 | 1/18/2013 | | \$ 3,964.89 | \$ 3,964.89 | | \$ 3,964.89 |
| 203297 | CALL | 303 SPRJ | 7/18/2011 | LD1103596 | AMERICAN SAVINGS BANK, FSB | 0.15 | 1/18/2013 | | \$ 11,949.42 | \$ 11,949.42 | | \$ 11,949.42 |
| 203300 | CALL | 303 SPRJ | 7/18/2011 | LD1103604 | AMERICAN SAVINGS BANK, FSB | 0.15 | 1/18/2013 | | \$ 7,365.97 | \$ 7,365.97 | | \$ 7,365.97 |
| 194657 | CALL | 303 SPRJ | 7/19/2011 | LD1002897 | STATE BANK & TRUST COMPANY | 0.15 | 1/19/2012 | | \$ 19,488.48 | \$ 19,488.48 | | \$ 19,488.48 |
| 198911 | CALL | 303 SPRJ | 7/19/2011 | LD1100386 | SAVINGS BANK | 0.15 | 7/19/2012 | | \$ 7,786.84 | \$ 7,786.84 | | \$ 7,786.84 |
| 198912 | CALL | 303 SPRJ | 7/19/2011 | LD1100394 | SAVINGS BANK | 0.15 | 7/19/2012 | | \$ 4,851.19 | \$ 4,851.19 | | \$ 4,851.19 |
| 198913 | CALL | 303 SPRJ | 7/19/2011 | LD1100402 | FIRST FINANCIAL BANK, NA | 0.15 | 7/19/2012 | | \$ 12,080.37 | \$ 12,080.37 | | \$ 12,080.37 |
| 202839 | SALE | 303 SPRJ | 7/19/2011 | LD1103042 | FARMERS & MERCHANTS STATE BANK | 0.15 | 12/21/2012 | | \$ 133,026.80 | \$ 133,026.80 | \$ 15.52 | \$ 133,042.32 |
| 146173 | WTHD | 302 DPTF | 7/19/2011 | STAR30210 | STAR OHIO 27044 | | | | \$ 3,468,266.86 | \$ 3,468,266.86 | | \$ 3,468,266.86 |
| 205906 | CALL | 301 REG | 7/20/2011 | 3133742K5 | FHLB DEBENTURE | 0.50 | 12/20/2012 | | \$ 5,000,000.00 | \$ 5,000,000.00 | | \$ 5,000,000.00 |
| 194667 | CALL | 303 SPRJ | 7/20/2011 | LD1002905 | OLD FORT BANKING COMPANY | 0.15 | 1/20/2012 | | \$ 1,893.42 | \$ 1,893.42 | | \$ 1,893.42 |
| 194687 | CALL | 303 SPRJ | 7/20/2011 | LD1002913 | CORTLAND SAVINGS & BANKING CO | 0.15 | 1/20/2012 | | \$ 15,863.05 | \$ 15,863.05 | | \$ 15,863.05 |
| 194688 | CALL | 303 SPRJ | 7/20/2011 | LD1002921 | HUNTINGTON NATIONAL BANK, NA | 0.15 | 1/20/2012 | | \$ 20,099.86 | \$ 20,099.86 | | \$ 20,099.86 |
| 194701 | CALL | 303 SPRJ | 7/20/2011 | LD1002939 | Second NB, div Park NB | 0.15 | 1/20/2012 | | \$ 13,417.43 | \$ 13,417.43 | | \$ 13,417.43 |
| 194702 | CALL | 303 SPRJ | 7/20/2011 | LD1002947 | OLD FORT BANKING COMPANY | 0.15 | 1/20/2012 | | \$ 783.82 | \$ 783.82 | | \$ 783.82 |
| 198959 | CALL | 303 SPRJ | 7/20/2011 | LD1100428 | HEARTLAND BANK | 0.15 | 7/20/2012 | | \$ 17,435.03 | \$ 17,435.03 | | \$ 17,435.03 |
| 198960 | CALL | 303 SPRJ | 7/20/2011 | LD1100436 | CROGHAN COLONIAL BANK | 0.15 | 7/20/2012 | | \$ 11,742.41 | \$ 11,742.41 | | \$ 11,742.41 |
| 198961 | CALL | 303 SPRJ | 7/20/2011 | LD1100444 | FIRST FEDERAL BANK OF THE MIDWEST | 0.15 | 7/20/2012 | | \$ 31,357.48 | \$ 31,357.48 | | \$ 31,357.48 |
| 199005 | CALL | 303 SPRJ | 7/20/2011 | LD1100469 | FIRST FINANCIAL BANK, NA | 0.15 | 7/20/2012 | | \$ 20,280.92 | \$ 20,280.92 | | \$ 20,280.92 |
| 199006 | CALL | 303 SPRJ | 7/20/2011 | LD1100477 | WESTERN RESERVE BANK | 0.15 | 7/20/2012 | | \$ 9,818.88 | \$ 9,818.88 | | \$ 9,818.88 |
| 199055 | CALL | 303 SPRJ | 7/20/2011 | LD1100493 | HUNTINGTON NATIONAL BANK, NA | 0.15 | 7/20/2012 | | \$ 5,868.06 | \$ 5,868.06 | | \$ 5,868.06 |
| 199056 | CALL | 303 SPRJ | 7/20/2011 | LD1100501 | FORT JENNINGS STATE BANK | 0.15 | 7/20/2012 | | \$ 3,252.52 | \$ 3,252.52 | | \$ 3,252.52 |
| 199057 | CALL | 303 SPRJ | 7/20/2011 | LD1100519 | WESTFIELD BANK, FSB | 0.15 | 7/20/2012 | | \$ 32,023.15 | \$ 32,023.15 | | \$ 32,023.15 |
| 199058 | CALL | 303 SPRJ | 7/20/2011 | LD1100527 | WESTFIELD BANK, FSB | 0.15 | 7/20/2012 | | \$ 29,359.23 | \$ 29,359.23 | | \$ 29,359.23 |
| 199059 | CALL | 303 SPRJ | 7/20/2011 | LD1100535 | WESTFIELD BANK, FSB | 0.15 | 7/20/2012 | | \$ 5,624.05 | \$ 5,624.05 | | \$ 5,624.05 |
| 193190 | WTHD | 300 REG | 7/20/2011 | NOWSW3006 | NOW ACCOUNT - SWEEP ACT - 300 | | | | \$ 55,465,538.02 | \$ 55,465,538.02 | | \$ 55,465,538.02 |
| 204406 | CALL | 301 REG | 7/21/2011 | 3134G2DZ2 | FHLMC MULTI STEP COUPON BOND(4X) | 1.05 | 4/21/2016 | | \$ 25,000,000.00 | \$ 25,000,000.00 | | \$ 25,000,000.00 |
| 193190 | WTHD | 300 REG | 7/21/2011 | NOWSW3006 | NOW ACCOUNT - SWEEP ACT - 300 | | | | \$ 80,995,533.19 | \$ 80,995,533.19 | | \$ 80,995,533.19 |
| 194983 | WTHD | 304 REG | 7/22/2011 | MMKT00177 | KEY/TOS INVESTMENT MATURITIES | | | | \$ 30,995,652.17 | \$ 30,995,652.17 | | \$ 30,995,652.17 |
| 199099 | CALL | 303 SPRJ | 7/23/2011 | LD1100543 | CITIZENS SAVINGS BANK, MARTINS F | 0.15 | 7/23/2012 | | \$ 5,134.52 | \$ 5,134.52 | | \$ 5,134.52 |
| 199100 | CALL | 303 SPRJ | 7/23/2011 | LD1100550 | GENOA BANKING COMPANY | 0.15 | 7/23/2012 | | \$ 5,980.23 | \$ 5,980.23 | | \$ 5,980.23 |
| 203315 | CALL | 303 SPRJ | 7/24/2011 | LD1103612 | FARMERS NATIONAL BANK, CANFIELD | 0.15 | 1/24/2013 | | \$ 7,714.53 | \$ 7,714.53 | | \$ 7,714.53 |
| 203316 | CALL | 303 SPRJ | 7/24/2011 | LD1103620 | CROGHAN COLONIAL BANK | 0.15 | 1/24/2013 | | \$ 25,247.88 | \$ 25,247.88 | | \$ 25,247.88 |
| 205191 | CALL | 301 REG | 7/25/2011 | 313373J78 | FHLB MULTI STEP COUPON BOND | 0.88 | 10/25/2013 | | \$ 2,750,000.00 | \$ 2,750,000.00 | | \$ 2,750,000.00 |
| 203945 | CALL | 301 REG | 7/25/2011 | 3134G1WA8 | FHLMC DEBENTURE | 1.13 | 10/25/2013 | | \$ 25,000,000.00 | \$ 25,000,000.00 | | \$ 25,000,000.00 |
| 206795 | SALE | 304 REG | 7/25/2011 | 912828QR4 | US TREASURY NOTE | 1.50 | 6/30/2016 | | \$ 10,000,000.00 | \$ 10,000,000.00 | \$ 10,190.22 | \$ 10,010,190.22 |
| 194735 | CALL | 303 SPRJ | 7/25/2011 | LD1002954 | FIRST NATIONAL BANK, PANDORA | 0.15 | 1/25/2012 | | \$ 3,243.57 | \$ 3,243.57 | | \$ 3,243.57 |
| 194736 | CALL | 303 SPRJ | 7/25/2011 | LD1002962 | Second NB, div Park NB | 0.15 | 1/25/2012 | | \$ 33,686.06 | \$ 33,686.06 | | \$ 33,686.06 |
| 194740 | CALL | 303 SPRJ | 7/25/2011 | LD1002970 | FIRST CITIZENS NATIONAL BANK | 0.15 | 1/25/2012 | | \$ 16,212.35 | \$ 16,212.35 | | \$ 16,212.35 |
| 203339 | CALL | 303 SPRJ | 7/25/2011 | LD1103638 | HUNTINGTON NATIONAL BANK, NA | 0.15 | 1/25/2013 | | \$ 32,850.70 | \$ 32,850.70 | | \$ 32,850.70 |
| 203341 | CALL | 303 SPRJ | 7/25/2011 | LD1103653 | CORTLAND SAVINGS & BANKING CO | 0.15 | 1/25/2013 | | \$ 13,952.60 | \$ 13,952.60 | | \$ 13,952.60 |
| 203342 | CALL | 303 SPRJ | 7/25/2011 | LD1103661 | CORTLAND SAVINGS & BANKING CO | 0.15 | 1/25/2013 | | \$ 17,366.46 | \$ 17,366.46 | | \$ 17,366.46 |
| 203362 | CALL | 303 SPRJ | 7/25/2011 | LD1103679 | FARMERS NATIONAL BANK, CANFIELD | 0.15 | 1/25/2013 | | \$ 25,147.44 | \$ 25,147.44 | | \$ 25,147.44 |
| 203398 | CALL | 303 SPRJ | 7/25/2011 | LD1103687 | FIRST CITIZENS NATIONAL BANK | 0.15 | 1/25/2013 | | \$ 2,765.43 | \$ 2,765.43 | | \$ 2,765.43 |
| 203399 | CALL | 303 SPRJ | 7/25/2011 | LD1103695 | FIRST FEDERAL BANK OF THE MIDWEST | 0.15 | 1/25/2013 | | \$ 16,808.68 | \$ 16,808.68 | | \$ 16,808.68 |
| 203400 | CALL | 303 SPRJ | 7/25/2011 | LD1103703 | CROGHAN COLONIAL BANK | 0.15 | 1/25/2013 | | \$ 6,302.01 | \$ 6,302.01 | | \$ 6,302.01 |
| 203401 | CALL | 303 SPRJ | 7/25/2011 | LD1103711 | FARMERS & MERCHANTS STATE BANK | 0.15 | 1/25/2013 | | \$ 5,546.75 | \$ 5,546.75 | | \$ 5,546.75 |

PGM: INVS_MONTHEND_TRANSACTIONS
 SOURCE: VisualQED
 MODEL: TRANSACTION
 BASIS: SETTLEMENT
 BEGIN: 7/1/2011
 END: 7/29/2011

JOSH MANDEL
 TREASURER, STATE OF OHIO

INVESTMENT TRANSACTION REPORT

TRANSACTIONS FOR 07/01/11 TO 07/29/11

| INVST# | TXN | FUND | SETTLE | CUSIP | DESCRIPTION | RATE | MATURITY | PUR YIELD | PAR AMOUNT | PRIN/PROC | P/S INTEREST | SETTLE AMT |
|--------|------|----------|-----------|-----------|---------------------------------|------|------------|-----------|------------------|-----------|---------------|------------------|
| 206649 | PUR | 400 STAR | 7/8/2011 | 1667T1UK5 | CHEVRON CORPORATION | 0.05 | 7/19/2011 | 0.05 | \$ 43,000,000.00 | \$ | 42,999,343.06 | \$ 42,999,343.06 |
| 206650 | PUR | 400 STAR | 7/8/2011 | 1667T1UK5 | CHEVRON CORPORATION | 0.05 | 7/19/2011 | 0.05 | \$ 50,000,000.00 | \$ | 49,999,236.11 | \$ 49,999,236.11 |
| 206646 | PUR | 400 STAR | 7/8/2011 | 313384KA6 | FHLB DISCOUNT NOTE | 0.03 | 8/5/2011 | 0.03 | \$ 25,000,000.00 | \$ | 24,999,513.89 | \$ 24,999,513.89 |
| 206643 | PUR | 400 STAR | 7/8/2011 | 313384LM9 | FHLB DISCOUNT NOTE | 0.03 | 9/9/2011 | 0.03 | \$ 25,000,000.00 | \$ | 24,998,687.50 | \$ 24,998,687.50 |
| 206647 | PUR | 400 STAR | 7/8/2011 | 313384LM9 | FHLB DISCOUNT NOTE | 0.04 | 9/9/2011 | 0.04 | \$ 35,000,000.00 | \$ | 34,997,856.25 | \$ 34,997,856.25 |
| 206648 | PUR | 400 STAR | 7/8/2011 | 313384MR7 | FHLB DISCOUNT NOTE | 0.05 | 10/7/2011 | 0.05 | \$ 50,000,000.00 | \$ | 49,993,680.56 | \$ 49,993,680.56 |
| 206644 | PUR | 400 STAR | 7/8/2011 | 313396NT6 | FHLMC DISCOUNT NOTE | 0.05 | 11/2/2011 | 0.05 | \$ 25,000,000.00 | \$ | 24,995,937.50 | \$ 24,995,937.50 |
| 206645 | PUR | 400 STAR | 7/8/2011 | 313588QU2 | FNMA DISCOUNT NOTE | 0.09 | 12/21/2011 | 0.09 | \$ 25,000,000.00 | \$ | 24,989,625.00 | \$ 24,989,625.00 |
| 206651 | PUR | 400 STAR | 7/8/2011 | 4662J1W63 | JP MORGAN CHASE & CO | 0.07 | 9/6/2011 | 0.07 | \$ 48,000,000.00 | \$ | 47,994,400.00 | \$ 47,994,400.00 |
| 206652 | PUR | 400 STAR | 7/8/2011 | 74977LUB1 | RABOBANK USA FINANCIAL CORP | 0.04 | 7/11/2011 | 0.04 | \$ 50,000,000.00 | \$ | 49,999,833.33 | \$ 49,999,833.33 |
| 206653 | PUR | 400 STAR | 7/8/2011 | 74977LUB1 | RABOBANK USA FINANCIAL CORP | 0.04 | 7/11/2011 | 0.04 | \$ 43,000,000.00 | \$ | 42,999,856.67 | \$ 42,999,856.67 |
| 206656 | PUR | 400 STAR | 7/8/2011 | 90262DUD5 | UBS FINANCE (DE) LLC | 0.06 | 7/13/2011 | 0.06 | \$ 50,000,000.00 | \$ | 49,999,583.33 | \$ 49,999,583.33 |
| 206657 | PUR | 400 STAR | 7/8/2011 | 90262DUD5 | UBS FINANCE (DE) LLC | 0.06 | 7/13/2011 | 0.06 | \$ 18,000,000.00 | \$ | 17,999,850.00 | \$ 17,999,850.00 |
| 206667 | PUR | 400 STAR | 7/11/2011 | 06737JUC7 | BARCLAYS US FUNDING LLC | 0.06 | 7/12/2011 | 0.06 | \$ 50,000,000.00 | \$ | 49,999,916.67 | \$ 49,999,916.67 |
| 206668 | PUR | 400 STAR | 7/11/2011 | 06737JUC7 | BARCLAYS US FUNDING LLC | 0.06 | 7/12/2011 | 0.06 | \$ 43,000,000.00 | \$ | 42,999,928.33 | \$ 42,999,928.33 |
| 206663 | PUR | 400 STAR | 7/11/2011 | 313384MR7 | FHLB DISCOUNT NOTE | 0.04 | 10/7/2011 | 0.04 | \$ 50,000,000.00 | \$ | 49,995,111.11 | \$ 49,995,111.11 |
| 206666 | PUR | 400 STAR | 7/11/2011 | 4662J1W97 | JP MORGAN CHASE & CO | 0.07 | 9/9/2011 | 0.07 | \$ 25,000,000.00 | \$ | 24,997,083.33 | \$ 24,997,083.33 |
| 206664 | PUR | 400 STAR | 7/11/2011 | 74977LUC9 | RABOBANK USA FINANCIAL CORP | 0.03 | 7/12/2011 | 0.03 | \$ 50,000,000.00 | \$ | 49,999,958.33 | \$ 49,999,958.33 |
| 206665 | PUR | 400 STAR | 7/11/2011 | 74977LUC9 | RABOBANK USA FINANCIAL CORP | 0.03 | 7/12/2011 | 0.03 | \$ 43,000,000.00 | \$ | 42,999,964.17 | \$ 42,999,964.17 |
| 206675 | PUR | 400 STAR | 7/12/2011 | 06737JUD5 | BARCLAYS US FUNDING LLC | 0.06 | 7/13/2011 | 0.06 | \$ 50,000,000.00 | \$ | 49,999,916.67 | \$ 49,999,916.67 |
| 206676 | PUR | 400 STAR | 7/12/2011 | 06737JUD5 | BARCLAYS US FUNDING LLC | 0.06 | 7/13/2011 | 0.06 | \$ 43,000,000.00 | \$ | 42,999,928.33 | \$ 42,999,928.33 |
| 206416 | PUR | 400 STAR | 7/12/2011 | 313374HD5 | FHLB DEBENTURE | 0.30 | 7/12/2012 | 0.30 | \$ 25,000,000.00 | \$ | 25,000,000.00 | \$ 25,000,000.00 |
| 184488 | CNTR | 400 STAR | 7/12/2011 | 38141W273 | GOLDMAN SACHS FIN SQ GOVT #465 | 0.01 | | | \$ 43,438,056.00 | \$ | 43,438,056.00 | \$ 43,438,056.00 |
| 206673 | PUR | 400 STAR | 7/12/2011 | 74977LUD7 | RABOBANK USA FINANCIAL CORP | 0.02 | 7/13/2011 | 0.02 | \$ 50,000,000.00 | \$ | 49,999,972.22 | \$ 49,999,972.22 |
| 206674 | PUR | 400 STAR | 7/12/2011 | 74977LUD7 | RABOBANK USA FINANCIAL CORP | 0.02 | 7/13/2011 | 0.02 | \$ 43,000,000.00 | \$ | 42,999,976.11 | \$ 42,999,976.11 |
| 206688 | PUR | 400 STAR | 7/13/2011 | 06416KUE8 | BANK OF NOVA SCOTIA | 0.01 | 7/14/2011 | 0.01 | \$ 50,000,000.00 | \$ | 49,999,986.11 | \$ 49,999,986.11 |
| 206689 | PUR | 400 STAR | 7/13/2011 | 06416KUE8 | BANK OF NOVA SCOTIA | 0.01 | 7/14/2011 | 0.01 | \$ 43,000,000.00 | \$ | 42,999,988.06 | \$ 42,999,988.06 |
| 206686 | PUR | 400 STAR | 7/13/2011 | 06737JUE3 | BARCLAYS US FUNDING LLC | 0.06 | 7/14/2011 | 0.06 | \$ 50,000,000.00 | \$ | 49,999,916.67 | \$ 49,999,916.67 |
| 206687 | PUR | 400 STAR | 7/13/2011 | 06737JUE3 | BARCLAYS US FUNDING LLC | 0.06 | 7/14/2011 | 0.06 | \$ 43,000,000.00 | \$ | 42,999,928.33 | \$ 42,999,928.33 |
| 206697 | PUR | 400 STAR | 7/13/2011 | 313384MJ5 | FHLB DISCOUNT NOTE | 0.02 | 9/30/2011 | 0.02 | \$ 43,000,000.00 | \$ | 42,998,112.78 | \$ 42,998,112.78 |
| 184488 | CNTR | 400 STAR | 7/13/2011 | 38141W273 | GOLDMAN SACHS FIN SQ GOVT #465 | 0.01 | | | \$ 66,000,000.00 | \$ | 66,000,000.00 | \$ 66,000,000.00 |
| 184633 | CNTR | 400 STAR | 7/13/2011 | 4812C0670 | JP MORGAN US GOVT MMKT #3164 | 0.01 | | | \$ 23,292,980.00 | \$ | 23,292,980.00 | \$ 23,292,980.00 |
| 206682 | PUR | 400 STAR | 7/13/2011 | 74977LUE5 | RABOBANK USA FINANCIAL CORP | 0.01 | 7/14/2011 | 0.01 | \$ 50,000,000.00 | \$ | 49,999,986.11 | \$ 49,999,986.11 |
| 206683 | PUR | 400 STAR | 7/13/2011 | 74977LUE5 | RABOBANK USA FINANCIAL CORP | 0.01 | 7/14/2011 | 0.01 | \$ 43,000,000.00 | \$ | 42,999,988.06 | \$ 42,999,988.06 |
| 206684 | PUR | 400 STAR | 7/13/2011 | 90262DUE3 | UBS FINANCE (DE) LLC | 0.04 | 7/14/2011 | 0.04 | \$ 50,000,000.00 | \$ | 49,999,944.44 | \$ 49,999,944.44 |
| 206685 | PUR | 400 STAR | 7/13/2011 | 90262DUE3 | UBS FINANCE (DE) LLC | 0.04 | 7/14/2011 | 0.04 | \$ 43,000,000.00 | \$ | 42,999,952.22 | \$ 42,999,952.22 |
| 206701 | PUR | 400 STAR | 7/14/2011 | 06737JUF0 | BARCLAYS US FUNDING LLC | 0.06 | 7/15/2011 | 0.06 | \$ 50,000,000.00 | \$ | 49,999,916.67 | \$ 49,999,916.67 |
| 206702 | PUR | 400 STAR | 7/14/2011 | 06737JUF0 | BARCLAYS US FUNDING LLC | 0.06 | 7/15/2011 | 0.06 | \$ 43,000,000.00 | \$ | 42,999,928.33 | \$ 42,999,928.33 |
| 206705 | PUR | 400 STAR | 7/14/2011 | 4662J1WCO | JP MORGAN CHASE & CO | 0.07 | 9/12/2011 | 0.07 | \$ 20,000,000.00 | \$ | 19,997,666.67 | \$ 19,997,666.67 |
| 206706 | PUR | 400 STAR | 7/14/2011 | 74977LUF2 | RABOBANK USA FINANCIAL CORP | 0.02 | 7/15/2011 | 0.02 | \$ 50,000,000.00 | \$ | 49,999,972.22 | \$ 49,999,972.22 |
| 206707 | PUR | 400 STAR | 7/14/2011 | 74977LUF2 | RABOBANK USA FINANCIAL CORP | 0.02 | 7/15/2011 | 0.02 | \$ 43,000,000.00 | \$ | 42,999,976.11 | \$ 42,999,976.11 |
| 206703 | PUR | 400 STAR | 7/14/2011 | 90262DUF0 | UBS FINANCE (DE) LLC | 0.04 | 7/15/2011 | 0.04 | \$ 50,000,000.00 | \$ | 49,999,944.44 | \$ 49,999,944.44 |
| 206704 | PUR | 400 STAR | 7/14/2011 | 90262DUF0 | UBS FINANCE (DE) LLC | 0.04 | 7/15/2011 | 0.04 | \$ 43,000,000.00 | \$ | 42,999,952.22 | \$ 42,999,952.22 |
| 206715 | PUR | 400 STAR | 7/15/2011 | 06737JUJ2 | BARCLAYS US FUNDING LLC | 0.06 | 7/18/2011 | 0.06 | \$ 50,000,000.00 | \$ | 49,999,750.00 | \$ 49,999,750.00 |
| 206716 | PUR | 400 STAR | 7/15/2011 | 06737JUJ2 | BARCLAYS US FUNDING LLC | 0.06 | 7/18/2011 | 0.06 | \$ 43,000,000.00 | \$ | 42,999,785.00 | \$ 42,999,785.00 |
| 206721 | PUR | 400 STAR | 7/15/2011 | 313384KD0 | FHLB DISCOUNT NOTE | | 8/8/2011 | 0.00 | \$ 50,000,000.00 | \$ | 49,999,966.67 | \$ 49,999,966.67 |
| 206722 | PUR | 400 STAR | 7/15/2011 | 313384KD0 | FHLB DISCOUNT NOTE | | 8/8/2011 | 0.00 | \$ 35,000,000.00 | \$ | 34,999,976.67 | \$ 34,999,976.67 |
| 206719 | PUR | 400 STAR | 7/15/2011 | 313588JG1 | FNMA DISCOUNT NOTE | 0.00 | 7/18/2011 | 0.00 | \$ 50,000,000.00 | \$ | 49,999,995.83 | \$ 49,999,995.83 |
| 206720 | PUR | 400 STAR | 7/15/2011 | 313588JG1 | FNMA DISCOUNT NOTE | 0.00 | 7/18/2011 | 0.00 | \$ 50,000,000.00 | \$ | 49,999,995.83 | \$ 49,999,995.83 |
| 206724 | PUR | 400 STAR | 7/15/2011 | 313588JW6 | FNMA DISCOUNT NOTE | 0.01 | 8/1/2011 | 0.01 | \$ 49,650,000.00 | \$ | 49,649,765.54 | \$ 49,649,765.54 |
| 184488 | CNTR | 400 STAR | 7/15/2011 | 38141W273 | GOLDMAN SACHS FIN SQ GOVT #465 | 0.01 | | | \$ 10,130,443.20 | \$ | 10,130,443.20 | \$ 10,130,443.20 |
| 206713 | PUR | 400 STAR | 7/15/2011 | 74977LUJ4 | RABOBANK USA FINANCIAL CORP | 0.01 | 7/18/2011 | 0.01 | \$ 50,000,000.00 | \$ | 49,999,958.33 | \$ 49,999,958.33 |
| 206714 | PUR | 400 STAR | 7/15/2011 | 74977LUJ4 | RABOBANK USA FINANCIAL CORP | 0.01 | 7/18/2011 | 0.01 | \$ 43,000,000.00 | \$ | 42,999,964.17 | \$ 42,999,964.17 |
| 206717 | PUR | 400 STAR | 7/15/2011 | 90262DUJ2 | UBS FINANCE (DE) LLC | 0.04 | 7/18/2011 | 0.04 | \$ 50,000,000.00 | \$ | 49,999,833.33 | \$ 49,999,833.33 |
| 206718 | PUR | 400 STAR | 7/15/2011 | 90262DUJ2 | UBS FINANCE (DE) LLC | 0.04 | 7/18/2011 | 0.04 | \$ 43,000,000.00 | \$ | 42,999,856.67 | \$ 42,999,856.67 |
| 206725 | CNTR | 400 STAR | 7/15/2011 | OPNCP8020 | US BANK - OPEN COMMERCIAL PAPER | 0.12 | | | \$ 93,000,000.00 | \$ | 93,000,000.00 | \$ 93,000,000.00 |
| 206727 | PUR | 400 STAR | 7/18/2011 | 06416KWF3 | BANK OF NOVA SCOTIA | 0.10 | 9/15/2011 | 0.10 | \$ 50,000,000.00 | \$ | 49,991,805.56 | \$ 49,991,805.56 |
| 206729 | PUR | 400 STAR | 7/18/2011 | 06416KWF3 | BANK OF NOVA SCOTIA | 0.10 | 9/15/2011 | 0.10 | \$ 43,000,000.00 | \$ | 42,992,952.78 | \$ 42,992,952.78 |
| 206730 | PUR | 400 STAR | 7/18/2011 | 06737JUK9 | BARCLAYS US FUNDING LLC | 0.06 | 7/19/2011 | 0.06 | \$ 50,000,000.00 | \$ | 49,999,916.67 | \$ 49,999,916.67 |
| 206731 | PUR | 400 STAR | 7/18/2011 | 06737JUK9 | BARCLAYS US FUNDING LLC | 0.06 | 7/19/2011 | 0.06 | \$ 43,000,000.00 | \$ | 42,999,928.33 | \$ 42,999,928.33 |

PGM: INVS_MONTHEND_TRANSACTIONS
 SOURCE: VisualQED
 MODEL: TRANSACTION
 BASIS: SETTLEMENT
 BEGIN: 7/1/2011
 END: 7/29/2011

JOSH MANDEL
TREASURER, STATE OF OHIO
 INVESTMENT TRANSACTION REPORT
 TRANSACTIONS FOR 07/01/11 TO 07/29/11

| INVST# | TXN | FUND | SETTLE | CUSIP | DESCRIPTION | RATE | MATURITY | PUR YIELD | PAR AMOUNT | PRIN/PROC | P/S INTEREST | SETTLE AMT |
|--------|------|----------|-----------|-----------|----------------------------------|------|-----------|-----------|----------------------|----------------------|---------------|----------------------|
| 206842 | PUR | 400 STAR | 7/27/2011 | 313588KT1 | FNMA DISCOUNT NOTE | 0.09 | 8/22/2011 | 0.09 | \$ 25,000,000.00 | \$ 24,998,465.28 | | \$ 24,998,465.28 |
| 206845 | PUR | 400 STAR | 7/27/2011 | 90262DUU7 | UBS FINANCE (DE) LLC | 0.07 | 7/28/2011 | 0.07 | \$ 50,000,000.00 | \$ 49,999,902.78 | | \$ 49,999,902.78 |
| 206846 | PUR | 400 STAR | 7/27/2011 | 90262DUU7 | UBS FINANCE (DE) LLC | 0.07 | 7/28/2011 | 0.07 | \$ 43,000,000.00 | \$ 42,999,916.39 | | \$ 42,999,916.39 |
| 206852 | PUR | 400 STAR | 7/28/2011 | 06737JUV5 | BARCLAYS US FUNDING LLC | 0.08 | 7/29/2011 | 0.08 | \$ 50,000,000.00 | \$ 49,999,888.89 | | \$ 49,999,888.89 |
| 206853 | PUR | 400 STAR | 7/28/2011 | 06737JUV5 | BARCLAYS US FUNDING LLC | 0.08 | 7/29/2011 | 0.08 | \$ 43,000,000.00 | \$ 42,999,904.44 | | \$ 42,999,904.44 |
| 206681 | PUR | 400 STAR | 7/28/2011 | 313374UL2 | FHLB DEBENTURE | 0.42 | 8/10/2012 | 0.42 | \$ 25,500,000.00 | \$ 25,500,000.00 | | \$ 25,500,000.00 |
| 206833 | PUR | 400 STAR | 7/28/2011 | 4497W1VG8 | ING (US) FUNDING | 0.13 | 8/16/2011 | 0.13 | \$ 50,000,000.00 | \$ 49,996,569.44 | | \$ 49,996,569.44 |
| 206834 | PUR | 400 STAR | 7/28/2011 | 4497W1VG8 | ING (US) FUNDING | 0.13 | 8/16/2011 | 0.13 | \$ 43,000,000.00 | \$ 42,997,049.72 | | \$ 42,997,049.72 |
| 206850 | PUR | 400 STAR | 7/28/2011 | 90262DUV5 | UBS FINANCE (DE) LLC | 0.09 | 7/29/2011 | 0.09 | \$ 50,000,000.00 | \$ 49,999,875.00 | | \$ 49,999,875.00 |
| 206851 | PUR | 400 STAR | 7/28/2011 | 90262DUV5 | UBS FINANCE (DE) LLC | 0.09 | 7/29/2011 | 0.09 | \$ 43,000,000.00 | \$ 42,999,892.50 | | \$ 42,999,892.50 |
| 206865 | PUR | 400 STAR | 7/29/2011 | 06737JV10 | BARCLAYS US FUNDING LLC | 0.12 | 8/1/2011 | 0.12 | \$ 50,000,000.00 | \$ 49,999,500.00 | | \$ 49,999,500.00 |
| 206866 | PUR | 400 STAR | 7/29/2011 | 06737JV10 | BARCLAYS US FUNDING LLC | 0.12 | 8/1/2011 | 0.12 | \$ 43,000,000.00 | \$ 42,999,570.00 | | \$ 42,999,570.00 |
| 206832 | PUR | 400 STAR | 7/29/2011 | 313588MB8 | FNMA DISCOUNT NOTE | 0.06 | 9/23/2011 | 0.06 | \$ 25,000,000.00 | \$ 24,997,666.67 | | \$ 24,997,666.67 |
| 206867 | PUR | 400 STAR | 7/29/2011 | 90262DV10 | UBS FINANCE (DE) LLC | 0.12 | 8/1/2011 | 0.12 | \$ 50,000,000.00 | \$ 49,999,500.00 | | \$ 49,999,500.00 |
| 206868 | PUR | 400 STAR | 7/29/2011 | 90262DV10 | UBS FINANCE (DE) LLC | 0.12 | 8/1/2011 | 0.12 | \$ 31,000,000.00 | \$ 30,999,690.00 | | \$ 30,999,690.00 |
| 206869 | PUR | 400 STAR | 7/29/2011 | 90262DV93 | UBS FINANCE (DE) LLC | 0.15 | 8/9/2011 | 0.15 | \$ 12,000,000.00 | \$ 11,999,450.00 | | \$ 11,999,450.00 |
| 206870 | PUR | 400 STAR | 7/29/2011 | 9127953B5 | US TREASURY BILL | 0.25 | 8/4/2011 | 0.25 | \$ 50,000,000.00 | \$ 49,997,916.67 | | \$ 49,997,916.67 |
| | | | | | | | | | \$ 6,712,325,768.20 | \$ 6,712,185,921.51 | \$ 1,833.33 | \$ 6,712,187,754.84 |
| 184488 | WTHD | 400 STAR | 7/1/2011 | 38141W273 | GOLDMAN SACHS FIN SQ GOVT #465 | | | | \$ 52,145,025.00 | \$ 52,145,025.00 | | \$ 52,145,025.00 |
| 184488 | WTHD | 400 STAR | 7/5/2011 | 38141W273 | GOLDMAN SACHS FIN SQ GOVT #465 | | | | \$ 100,000,000.00 | \$ 100,000,000.00 | | \$ 100,000,000.00 |
| 184633 | WTHD | 400 STAR | 7/5/2011 | 4812C0670 | JP MORGAN US GOVT MMKT #3164 | | | | \$ 25,754,826.00 | \$ 25,754,826.00 | | \$ 25,754,826.00 |
| 205863 | WTHD | 400 STAR | 7/5/2011 | INTCK0028 | INTEREST BEARING CHECKING (STAR) | | | | \$ 8,219.18 | \$ 8,219.18 | | \$ 8,219.18 |
| 184488 | WTHD | 400 STAR | 7/8/2011 | 38141W273 | GOLDMAN SACHS FIN SQ GOVT #465 | | | | \$ 1,498,097.00 | \$ 1,498,097.00 | | \$ 1,498,097.00 |
| 184488 | WTHD | 400 STAR | 7/11/2011 | 38141W273 | GOLDMAN SACHS FIN SQ GOVT #465 | | | | \$ 18,771,617.00 | \$ 18,771,617.00 | | \$ 18,771,617.00 |
| 184488 | WTHD | 400 STAR | 7/14/2011 | 38141W273 | GOLDMAN SACHS FIN SQ GOVT #465 | | | | \$ 56,083,774.00 | \$ 56,083,774.00 | | \$ 56,083,774.00 |
| 184488 | WTHD | 400 STAR | 7/19/2011 | 38141W273 | GOLDMAN SACHS FIN SQ GOVT #465 | | | | \$ 7,662,110.00 | \$ 7,662,110.00 | | \$ 7,662,110.00 |
| 206721 | SALE | 400 STAR | 7/20/2011 | 313384KD0 | FHLB DISCOUNT NOTE | | 8/8/2011 | -0.01 | \$ 50,000,000.00 | \$ 50,000,263.90 | | \$ 50,000,263.90 |
| 206722 | SALE | 400 STAR | 7/20/2011 | 313384KD0 | FHLB DISCOUNT NOTE | | 8/8/2011 | -0.01 | \$ 35,000,000.00 | \$ 35,000,184.73 | | \$ 35,000,184.73 |
| 184488 | WTHD | 400 STAR | 7/20/2011 | 38141W273 | GOLDMAN SACHS FIN SQ GOVT #465 | | | | \$ 65,325,835.00 | \$ 65,325,835.00 | | \$ 65,325,835.00 |
| 206574 | SALE | 400 STAR | 7/21/2011 | 313384JX8 | FHLB DISCOUNT NOTE | 0.01 | 8/2/2011 | -0.01 | \$ 26,700,000.00 | \$ 26,700,088.99 | | \$ 26,700,088.99 |
| 206724 | SALE | 400 STAR | 7/21/2011 | 313588JW6 | FNMA DISCOUNT NOTE | 0.01 | 8/1/2011 | -0.01 | \$ 49,650,000.00 | \$ 49,650,151.73 | | \$ 49,650,151.73 |
| 184488 | WTHD | 400 STAR | 7/21/2011 | 38141W273 | GOLDMAN SACHS FIN SQ GOVT #465 | | | | \$ 43,394,167.00 | \$ 43,394,167.00 | | \$ 43,394,167.00 |
| 184488 | WTHD | 400 STAR | 7/22/2011 | 38141W273 | GOLDMAN SACHS FIN SQ GOVT #465 | | | | \$ 19,138,500.00 | \$ 19,138,500.00 | | \$ 19,138,500.00 |
| 204982 | CALL | 400 STAR | 7/25/2011 | 313373J60 | FHLB DEBENTURE | 0.34 | 5/11/2012 | | \$ 25,000,000.00 | \$ 25,000,000.00 | | \$ 25,000,000.00 |
| 184488 | WTHD | 400 STAR | 7/25/2011 | 38141W273 | GOLDMAN SACHS FIN SQ GOVT #465 | | | | \$ 22,774,599.00 | \$ 22,774,599.00 | | \$ 22,774,599.00 |
| 184488 | WTHD | 400 STAR | 7/27/2011 | 38141W273 | GOLDMAN SACHS FIN SQ GOVT #465 | | | | \$ 86,250,688.00 | \$ 86,250,688.00 | | \$ 86,250,688.00 |
| 204490 | SALE | 400 STAR | 7/28/2011 | 313312UA6 | FFCB DISCOUNT NOTE | 0.27 | 3/8/2012 | | \$ 25,000,000.00 | \$ 24,959,555.55 | | \$ 24,959,555.55 |
| 184488 | WTHD | 400 STAR | 7/28/2011 | 38141W273 | GOLDMAN SACHS FIN SQ GOVT #465 | | | | \$ 100,000,000.00 | \$ 100,000,000.00 | | \$ 100,000,000.00 |
| 184633 | WTHD | 400 STAR | 7/28/2011 | 4812C0670 | JP MORGAN US GOVT MMKT #3164 | | | | \$ 129,765,462.00 | \$ 129,765,462.00 | | \$ 129,765,462.00 |
| 184633 | WTHD | 400 STAR | 7/29/2011 | 4812C0670 | JP MORGAN US GOVT MMKT #3164 | | | | \$ 28,272,981.00 | \$ 28,272,981.00 | | \$ 28,272,981.00 |
| | | | | | | | | | \$ 968,195,900.18 | \$ 968,156,145.08 | | \$ 968,156,145.08 |
| | | | | | | | | | \$ 7,680,521,668.38 | \$ 7,680,342,066.59 | \$ 1,833.33 | \$ 7,680,343,899.92 |
| | | | | | | | | | \$ 11,771,219,896.00 | \$ 11,770,903,283.13 | \$ 143,778.05 | \$ 11,771,047,061.18 |

INVS_MONTHEND_INVENTORY
 VisualQED
 INVENTORY
 SETTLEMENT
 7/29/2011

JOSH MANDEL
 TREASURER, STATE OF OHIO

INVESTMENT INVENTORY
 SETTLED POSITIONS AS OF: 07/29/11

| FUND | CUSIP | DESCRIPTION | RATE | MATURITY | YIELD | PAR AMOUNT | BOOK VALUE | MARKET VALUE | 1ST PUR |
|---------|-----------|-------------------------------|------|------------|-------|-------------------|-------------------|-------------------|-----------|
| 300 REG | 4662J1V56 | JP MORGAN CHASE & CO | 0.10 | 8/5/2011 | 0.10 | \$ 50,000,000.00 | \$ 49,991,666.67 | \$ 49,991,666.67 | 6/6/2011 |
| 300 REG | 36959JV83 | GENERAL ELECTRIC CAPITAL CORP | 0.13 | 8/8/2011 | 0.13 | \$ 50,000,000.00 | \$ 49,989,166.67 | \$ 49,989,166.67 | 6/9/2011 |
| 300 REG | 2254EBV99 | CREDIT SUISSE NEW YORK | 0.08 | 8/9/2011 | 0.08 | \$ 50,000,000.00 | \$ 49,998,444.44 | \$ 49,998,444.44 | 7/26/2011 |
| 300 REG | 1667T1VB4 | CHEVRON CORPORATION | 0.06 | 8/11/2011 | 0.06 | \$ 50,000,000.00 | \$ 49,998,833.33 | \$ 49,998,833.33 | 7/28/2011 |
| 300 REG | 1667T1VB4 | CHEVRON CORPORATION | 0.06 | 8/11/2011 | 0.06 | \$ 15,000,000.00 | \$ 14,999,650.00 | \$ 14,999,650.00 | 7/28/2011 |
| 300 REG | 4497W1VB9 | ING (US) FUNDING | 0.12 | 8/11/2011 | 0.12 | \$ 50,000,000.00 | \$ 49,997,666.67 | \$ 49,997,666.67 | 7/28/2011 |
| 300 REG | 4497W1VB9 | ING (US) FUNDING | 0.12 | 8/11/2011 | 0.12 | \$ 50,000,000.00 | \$ 49,997,666.67 | \$ 49,997,666.67 | 7/28/2011 |
| 300 REG | 6555P1VB0 | NORDEA NORTH AMERICA INC | 0.10 | 8/11/2011 | 0.10 | \$ 50,000,000.00 | \$ 49,998,194.44 | \$ 49,998,194.44 | 7/29/2011 |
| 300 REG | 06416KVF4 | BANK OF NOVA SCOTIA | 0.11 | 8/15/2011 | 0.11 | \$ 50,000,000.00 | \$ 49,990,833.33 | \$ 49,990,833.33 | 6/16/2011 |
| 300 REG | 4662J1VG2 | JP MORGAN CHASE & CO | 0.07 | 8/16/2011 | 0.07 | \$ 50,000,000.00 | \$ 49,994,166.67 | \$ 49,994,166.67 | 6/17/2011 |
| 300 REG | 4662J1VG2 | JP MORGAN CHASE & CO | 0.07 | 8/16/2011 | 0.07 | \$ 10,000,000.00 | \$ 9,998,833.33 | \$ 9,998,833.33 | 6/17/2011 |
| 300 REG | 36959SVK6 | GENERAL ELECTRIC CAPITAL SERV | 0.09 | 8/19/2011 | 0.09 | \$ 50,000,000.00 | \$ 49,993,750.00 | \$ 49,993,750.00 | 6/30/2011 |
| | | | | | | \$ 525,000,000.00 | \$ 524,948,872.22 | \$ 524,948,872.22 | |
| 300 REG | 31331KHA1 | FFCB ADJUSTABLE RATE BOND | 0.35 | 5/11/2012 | 0.35 | \$ 5,000,000.00 | \$ 5,000,000.00 | \$ 5,000,000.00 | 4/11/2011 |
| | | | | | | \$ 5,000,000.00 | \$ 5,000,000.00 | \$ 5,000,000.00 | |
| 300 REG | 31331KHZ6 | FFCB DEBENTURE | 0.27 | 4/25/2012 | 0.29 | \$ 25,000,000.00 | \$ 24,996,375.00 | \$ 24,989,250.00 | 4/25/2011 |
| 300 REG | 31331KJP6 | FFCB DEBENTURE | 0.26 | 5/2/2012 | 0.29 | \$ 25,000,000.00 | \$ 24,993,875.00 | \$ 24,986,500.00 | 5/2/2011 |
| 300 REG | 31331KKS8 | FFCB DEBENTURE | 0.40 | 8/16/2012 | 0.40 | \$ 25,000,000.00 | \$ 25,000,000.00 | \$ 24,993,750.00 | 5/16/2011 |
| 301 REG | 31331KEW6 | FFCB DEBENTURE | 0.44 | 9/24/2012 | 0.48 | \$ 15,000,000.00 | \$ 14,990,250.00 | \$ 14,999,100.00 | 3/24/2011 |
| 301 REG | 31331KEW6 | FFCB DEBENTURE | 0.44 | 9/24/2012 | 0.58 | \$ 5,000,000.00 | \$ 4,990,000.00 | \$ 4,999,700.00 | 4/12/2011 |
| 301 REG | 31331KKZ2 | FFCB DEBENTURE | 0.42 | 11/16/2012 | 0.49 | \$ 10,000,000.00 | \$ 9,990,000.00 | \$ 9,960,900.00 | 5/16/2011 |
| 301 REG | 31331KKR0 | FFCB DEBENTURE | 0.53 | 1/11/2013 | 0.54 | \$ 10,000,000.00 | \$ 9,998,500.00 | \$ 10,000,800.00 | 5/11/2011 |
| 301 REG | 31331KNE6 | FFCB DEBENTURE | 0.48 | 3/13/2013 | 0.52 | \$ 5,000,000.00 | \$ 4,996,250.00 | \$ 4,998,900.00 | 6/15/2011 |
| 301 REG | 31331KMK3 | FFCB DEBENTURE | 0.64 | 5/1/2013 | 0.64 | \$ 5,000,000.00 | \$ 5,000,000.00 | \$ 5,001,100.00 | 6/1/2011 |
| 301 REG | 31331KKW9 | FFCB DEBENTURE | 0.75 | 6/12/2013 | 0.76 | \$ 10,000,000.00 | \$ 9,998,500.00 | \$ 10,001,200.00 | 5/12/2011 |
| 301 REG | 31331JV91 | FFCB DEBENTURE | 0.88 | 10/28/2013 | 0.89 | \$ 2,275,000.00 | \$ 2,274,090.00 | \$ 2,275,091.00 | 5/19/2011 |
| 301 REG | 31331KNU0 | FFCB DEBENTURE | 0.88 | 12/16/2013 | 0.88 | \$ 15,000,000.00 | \$ 15,000,000.00 | \$ 15,002,700.00 | 6/16/2011 |
| 301 REG | 31331KPM6 | FFCB DEBENTURE | 0.85 | 12/23/2013 | 0.86 | \$ 5,000,000.00 | \$ 4,998,500.00 | \$ 4,997,900.00 | 6/29/2011 |
| 301 REG | 31331KMV9 | FFCB DEBENTURE | 1.00 | 3/7/2014 | 1.00 | \$ 5,000,000.00 | \$ 4,999,500.00 | \$ 5,000,100.00 | 6/14/2011 |
| 301 REG | 31331KGD6 | FFCB DEBENTURE | 1.38 | 3/28/2014 | 1.46 | \$ 5,000,000.00 | \$ 4,987,500.00 | \$ 5,030,100.00 | 4/6/2011 |
| 301 REG | 31331KSL5 | FFCB DEBENTURE | 0.97 | 4/28/2014 | 0.98 | \$ 5,000,000.00 | \$ 4,999,250.00 | \$ 4,987,850.00 | 7/28/2011 |
| 301 REG | 31331KLS7 | FFCB DEBENTURE | 1.39 | 8/25/2014 | 1.39 | \$ 10,000,000.00 | \$ 10,000,000.00 | \$ 10,005,500.00 | 5/25/2011 |
| 301 REG | 31331KQC7 | FFCB DEBENTURE | 1.25 | 9/29/2014 | 1.27 | \$ 6,300,000.00 | \$ 6,296,850.00 | \$ 6,303,465.00 | 6/29/2011 |
| 301 REG | 31331J2P7 | FFCB DEBENTURE | 1.25 | 11/17/2014 | 1.58 | \$ 10,000,000.00 | \$ 9,882,500.00 | \$ 10,023,900.00 | 3/17/2011 |
| 301 REG | 31331KKF6 | FFCB DEBENTURE | 1.80 | 2/5/2015 | 1.80 | \$ 5,000,000.00 | \$ 5,000,000.00 | \$ 5,000,700.00 | 5/26/2011 |
| 301 REG | 31331KEB2 | FFCB DEBENTURE | 2.18 | 3/16/2015 | 2.18 | \$ 15,000,000.00 | \$ 15,000,000.00 | \$ 15,156,150.00 | 3/16/2011 |
| 301 REG | 31331KNF3 | FFCB DEBENTURE | 1.69 | 6/9/2015 | 1.70 | \$ 10,000,000.00 | \$ 9,997,500.00 | \$ 10,033,100.00 | 6/9/2011 |
| 301 REG | 31331KKK5 | FFCB DEBENTURE | 2.25 | 2/11/2016 | 2.26 | \$ 10,000,000.00 | \$ 9,996,000.00 | \$ 10,005,700.00 | 5/11/2011 |
| 301 REG | 31331KNJ5 | FFCB DEBENTURE | 2.14 | 6/13/2016 | 2.14 | \$ 7,715,000.00 | \$ 7,715,000.00 | \$ 7,754,192.20 | 6/13/2011 |
| 301 REG | 31331KNZ9 | FFCB DEBENTURE | 2.04 | 6/15/2016 | 2.04 | \$ 10,000,000.00 | \$ 9,998,000.00 | \$ 10,015,800.00 | 6/15/2011 |
| | | | | | | \$ 256,290,000.00 | \$ 256,098,440.00 | \$ 256,523,448.20 | |
| 300 REG | 313312NF3 | FFCB DISCOUNT NOTE | 0.12 | 10/21/2011 | 0.12 | \$ 25,000,000.00 | \$ 24,985,416.67 | \$ 24,993,250.00 | 4/29/2011 |
| 300 REG | 313312QU7 | FFCB DISCOUNT NOTE | 0.06 | 12/21/2011 | 0.06 | \$ 25,000,000.00 | \$ 24,993,291.67 | \$ 24,986,250.00 | 7/13/2011 |
| 300 REG | 313312UR9 | FFCB DISCOUNT NOTE | 0.27 | 3/23/2012 | 0.28 | \$ 25,000,000.00 | \$ 24,934,000.00 | \$ 24,972,250.00 | 4/6/2011 |
| 300 REG | 313312WB2 | FFCB DISCOUNT NOTE | 0.25 | 4/26/2012 | 0.26 | \$ 10,000,000.00 | \$ 9,974,652.78 | \$ 9,986,600.00 | 4/27/2011 |
| 300 REG | 313312WY2 | FFCB DISCOUNT NOTE | 0.20 | 5/17/2012 | 0.20 | \$ 25,000,000.00 | \$ 24,949,444.44 | \$ 24,961,750.00 | 5/19/2011 |
| 300 REG | 313312YB0 | FFCB DISCOUNT NOTE | 0.21 | 6/13/2012 | 0.21 | \$ 15,000,000.00 | \$ 14,968,062.50 | \$ 14,972,250.00 | 6/14/2011 |
| | | | | | | \$ 125,000,000.00 | \$ 124,804,868.06 | \$ 124,872,350.00 | |
| 300 REG | 313373QA3 | FHLB DEBENTURE | 0.13 | 11/9/2011 | 0.14 | \$ 25,000,000.00 | \$ 24,998,350.00 | \$ 24,996,000.00 | 5/9/2011 |

INVS_MONTHEND_INVENTORY
 VisualQED
 INVENTORY
 SETTLEMENT
 7/29/2011

JOSH MANDEL
 TREASURER, STATE OF OHIO

INVESTMENT INVENTORY
 SETTLED POSITIONS AS OF: 07/29/11

| FUND | CUSIP | DESCRIPTION | RATE | MATURITY | YIELD | PAR AMOUNT | BOOK VALUE | MARKET VALUE | 1ST PUR |
|---------|-----------|-----------------------------|------|------------|-------|-------------------|-------------------|-------------------|-----------|
| 300 REG | 313373RJ3 | FHLB DEBENTURE | 0.12 | 11/10/2011 | 0.14 | \$ 50,000,000.00 | \$ 49,994,000.00 | \$ 49,990,500.00 | 5/10/2011 |
| 300 REG | 313373T44 | FHLB DEBENTURE | 0.15 | 2/17/2012 | 0.18 | \$ 25,000,000.00 | \$ 24,994,642.50 | \$ 24,976,500.00 | 5/20/2011 |
| 300 REG | 313373ZM7 | FHLB DEBENTURE | 0.22 | 6/6/2012 | 0.23 | \$ 25,000,000.00 | \$ 24,996,581.75 | \$ 24,972,500.00 | 6/6/2011 |
| 301 REG | 3133742K5 | FHLB DEBENTURE | 0.50 | 12/20/2012 | 0.50 | \$ 5,000,000.00 | \$ 5,000,000.00 | \$ 5,000,500.00 | 6/20/2011 |
| 301 REG | 313374E22 | FHLB DEBENTURE | 0.40 | 12/27/2012 | 0.40 | \$ 15,000,000.00 | \$ 15,000,000.00 | \$ 14,992,200.00 | 6/27/2011 |
| 301 REG | 313374DB3 | FHLB DEBENTURE | 0.35 | 12/28/2012 | 0.35 | \$ 10,000,000.00 | \$ 10,000,000.00 | \$ 9,996,200.00 | 6/28/2011 |
| 301 REG | 313371EU6 | FHLB DEBENTURE | 0.55 | 1/28/2013 | 0.55 | \$ 6,000,000.00 | \$ 6,000,000.00 | \$ 6,000,060.00 | 5/17/2011 |
| 301 REG | 313374KY5 | FHLB DEBENTURE | 0.40 | 4/30/2013 | 0.47 | \$ 5,000,000.00 | \$ 4,993,750.00 | \$ 4,997,750.00 | 6/30/2011 |
| 301 REG | 313374F21 | FHLB DEBENTURE | 0.70 | 7/5/2013 | 0.70 | \$ 10,000,000.00 | \$ 10,000,000.00 | \$ 9,988,800.00 | 7/5/2011 |
| 301 REG | 313371J31 | FHLB DEBENTURE | 0.75 | 8/9/2013 | 1.06 | \$ 5,000,000.00 | \$ 4,964,000.00 | \$ 5,000,100.00 | 3/24/2011 |
| 301 REG | 313371PE0 | FHLB DEBENTURE | 0.80 | 11/18/2013 | 0.80 | \$ 5,000,000.00 | \$ 5,000,000.00 | \$ 5,001,250.00 | 6/8/2011 |
| 301 REG | 313371PE0 | FHLB DEBENTURE | 0.80 | 11/18/2013 | 0.80 | \$ 5,000,000.00 | \$ 5,000,000.00 | \$ 5,001,250.00 | 7/6/2011 |
| 301 REG | 313371PZ3 | FHLB DEBENTURE | 0.88 | 11/22/2013 | 1.27 | \$ 5,000,000.00 | \$ 4,950,000.00 | \$ 5,001,750.00 | 4/12/2011 |
| 301 REG | 313372UY8 | FHLB DEBENTURE | 1.30 | 12/23/2013 | 1.30 | \$ 11,000,000.00 | \$ 11,000,000.00 | \$ 11,061,820.00 | 3/23/2011 |
| 301 REG | 313372WD2 | FHLB DEBENTURE | 1.31 | 12/23/2013 | 1.31 | \$ 25,000,000.00 | \$ 25,000,000.00 | \$ 25,087,000.00 | 3/23/2011 |
| 301 REG | 313373NA6 | FHLB DEBENTURE | 1.35 | 2/19/2014 | 1.35 | \$ 5,000,000.00 | \$ 5,000,000.00 | \$ 5,002,150.00 | 5/19/2011 |
| 301 REG | 313373YV8 | FHLB DEBENTURE | 1.05 | 3/6/2014 | 1.05 | \$ 10,000,000.00 | \$ 10,000,000.00 | \$ 10,005,900.00 | 5/27/2011 |
| 301 REG | 3133745P1 | FHLB DEBENTURE | 1.00 | 3/20/2014 | 1.01 | \$ 10,000,000.00 | \$ 9,996,500.00 | \$ 10,006,900.00 | 6/20/2011 |
| 301 REG | 313374BX7 | FHLB DEBENTURE | 1.13 | 6/27/2014 | 1.13 | \$ 5,000,000.00 | \$ 5,000,000.00 | \$ 5,008,750.00 | 6/27/2011 |
| 301 REG | 313371PT7 | FHLB DEBENTURE | 1.00 | 8/22/2014 | 1.30 | \$ 10,000,000.00 | \$ 9,905,000.00 | \$ 10,003,800.00 | 5/9/2011 |
| 301 REG | 313371G26 | FHLB DEBENTURE | 1.25 | 11/3/2014 | 1.29 | \$ 6,975,000.00 | \$ 6,966,630.00 | \$ 6,975,348.75 | 6/15/2011 |
| 301 REG | 313373Q62 | FHLB DEBENTURE | 1.65 | 11/19/2014 | 1.65 | \$ 9,430,000.00 | \$ 9,430,000.00 | \$ 9,435,375.10 | 5/19/2011 |
| 301 REG | 3133745L0 | FHLB DEBENTURE | 1.25 | 12/22/2014 | 1.25 | \$ 5,000,000.00 | \$ 5,000,000.00 | \$ 5,017,950.00 | 6/22/2011 |
| 301 REG | 3133746L9 | FHLB DEBENTURE | 1.40 | 12/22/2014 | 1.40 | \$ 11,300,000.00 | \$ 11,298,305.00 | \$ 11,312,995.00 | 6/22/2011 |
| 301 REG | 313371SH0 | FHLB DEBENTURE | 1.45 | 3/2/2015 | 1.49 | \$ 5,300,000.00 | \$ 5,292,315.00 | \$ 5,300,371.00 | 6/8/2011 |
| 301 REG | 313374D80 | FHLB DEBENTURE | 1.30 | 3/27/2015 | 1.30 | \$ 4,470,000.00 | \$ 4,470,000.00 | \$ 4,485,108.60 | 6/27/2011 |
| 301 REG | 313374KK5 | FHLB DEBENTURE | 1.63 | 7/14/2015 | 1.63 | \$ 15,000,000.00 | \$ 15,000,000.00 | \$ 15,049,650.00 | 7/14/2011 |
| 301 REG | 313371RE8 | FHLB DEBENTURE | 1.75 | 3/3/2016 | 1.80 | \$ 5,000,000.00 | \$ 4,989,000.00 | \$ 4,988,200.00 | 6/10/2011 |
| 301 REG | 313372V84 | FHLB DEBENTURE | 1.50 | 3/23/2016 | 1.50 | \$ 15,000,000.00 | \$ 15,000,000.00 | \$ 15,024,000.00 | 3/23/2011 |
| 301 REG | 313374NN6 | FHLB DEBENTURE | 2.40 | 7/26/2016 | 2.41 | \$ 5,000,000.00 | \$ 4,998,750.00 | \$ 5,006,400.00 | 7/26/2011 |
| | | | | | | \$ 354,475,000.00 | \$ 354,237,824.25 | \$ 354,687,078.45 | |
| 301 REG | 313374A91 | FHLB MULTI STEP COUPON BOND | 0.50 | 12/27/2013 | 0.50 | \$ 15,000,000.00 | \$ 15,001,500.00 | \$ 14,988,750.00 | 6/28/2011 |
| 301 REG | 313374JE1 | FHLB MULTI STEP COUPON BOND | 1.00 | 7/7/2015 | 1.01 | \$ 5,000,000.00 | \$ 4,997,500.00 | \$ 5,007,150.00 | 7/7/2011 |
| 301 REG | 313370GZ5 | FHLB MULTI STEP COUPON BOND | 1.00 | 8/24/2015 | 1.00 | \$ 5,000,000.00 | \$ 5,000,000.00 | \$ 5,003,050.00 | 5/25/2011 |
| 301 REG | 3133716Y7 | FHLB MULTI STEP COUPON BOND | 1.00 | 9/29/2015 | 1.02 | \$ 5,000,000.00 | \$ 4,995,000.00 | \$ 5,009,050.00 | 5/18/2011 |
| 301 REG | 313373XX5 | FHLB MULTI STEP COUPON BOND | 0.75 | 12/15/2015 | 0.75 | \$ 15,000,000.00 | \$ 15,000,000.00 | \$ 15,009,450.00 | 6/15/2011 |
| 301 REG | 3133742D1 | FHLB MULTI STEP COUPON BOND | 1.25 | 12/15/2015 | 1.27 | \$ 9,000,000.00 | \$ 8,991,000.00 | \$ 9,035,190.00 | 6/15/2011 |
| 301 REG | 3133742G4 | FHLB MULTI STEP COUPON BOND | 1.25 | 12/23/2015 | 1.25 | \$ 10,000,000.00 | \$ 10,000,000.00 | \$ 10,017,300.00 | 6/23/2011 |
| 301 REG | 3133747E4 | FHLB MULTI STEP COUPON BOND | 1.25 | 12/30/2015 | 1.25 | \$ 10,000,000.00 | \$ 10,000,000.00 | \$ 10,012,500.00 | 6/30/2011 |
| 301 REG | 313373M66 | FHLB MULTI STEP COUPON BOND | 1.00 | 5/18/2016 | 1.00 | \$ 15,000,000.00 | \$ 15,000,000.00 | \$ 15,001,500.00 | 5/18/2011 |
| 301 REG | 3133745B2 | FHLB MULTI STEP COUPON BOND | 1.50 | 6/30/2016 | 1.51 | \$ 10,000,000.00 | \$ 9,995,000.00 | \$ 10,007,300.00 | 6/30/2011 |
| 301 REG | 313374PR5 | FHLB MULTI STEP COUPON BOND | 1.00 | 7/18/2016 | 1.00 | \$ 10,000,000.00 | \$ 10,000,000.00 | \$ 10,009,200.00 | 7/18/2011 |
| | | | | | | \$ 109,000,000.00 | \$ 108,980,000.00 | \$ 109,100,440.00 | |
| 301 REG | 3133744Y3 | FHLB MULTI STEP COUPON BOND | 0.50 | 6/15/2015 | 0.50 | \$ 10,000,000.00 | \$ 10,000,000.00 | \$ 10,001,400.00 | 6/15/2011 |
| | | | | | | \$ 10,000,000.00 | \$ 10,000,000.00 | \$ 10,001,400.00 | |
| 300 REG | 313373SL7 | FHLB DEBENTURE | 0.09 | 11/18/2011 | 0.12 | \$ 25,000,000.00 | \$ 24,996,500.00 | \$ 24,992,500.00 | 5/20/2011 |
| | | | | | | \$ 25,000,000.00 | \$ 24,996,500.00 | \$ 24,992,500.00 | |
| 300 REG | 313384JW0 | FHLB DISCOUNT NOTE | 0.03 | 8/1/2011 | 0.03 | \$ 49,690,000.00 | \$ 49,688,095.22 | \$ 49,690,000.00 | 6/16/2011 |
| 300 REG | 313384JZ3 | FHLB DISCOUNT NOTE | 0.01 | 8/4/2011 | 0.01 | \$ 10,332,000.00 | \$ 10,331,977.04 | \$ 10,332,000.00 | 7/27/2011 |

INVS_MONTHEND_INVENTORY
 VisualQED
 INVENTORY
 SETTLEMENT
 7/29/2011

JOSH MANDEL
 TREASURER, STATE OF OHIO

INVESTMENT INVENTORY
 SETTLED POSITIONS AS OF: 07/29/11

| FUND | CUSIP | DESCRIPTION | RATE | MATURITY | YIELD | PAR AMOUNT | BOOK VALUE | MARKET VALUE | 1ST PUR |
|---------|-----------|------------------------------|------|------------|-------|---------------------|---------------------|---------------------|-----------|
| 300 REG | 313384KA6 | FHLB DISCOUNT NOTE | 0.07 | 8/5/2011 | 0.07 | \$ 50,000,000.00 | \$ 49,993,583.33 | \$ 50,000,000.00 | 5/31/2011 |
| 300 REG | 313384KA6 | FHLB DISCOUNT NOTE | 0.07 | 8/5/2011 | 0.07 | \$ 19,900,000.00 | \$ 19,897,446.17 | \$ 19,900,000.00 | 5/31/2011 |
| 300 REG | 313384KA6 | FHLB DISCOUNT NOTE | 0.03 | 8/5/2011 | 0.03 | \$ 50,000,000.00 | \$ 49,999,027.78 | \$ 50,000,000.00 | 7/8/2011 |
| 300 REG | 313384KA6 | FHLB DISCOUNT NOTE | 0.03 | 8/5/2011 | 0.03 | \$ 50,000,000.00 | \$ 49,999,027.78 | \$ 50,000,000.00 | 7/8/2011 |
| 300 REG | 313384KA6 | FHLB DISCOUNT NOTE | 0.03 | 8/5/2011 | 0.03 | \$ 50,000,000.00 | \$ 49,999,027.78 | \$ 50,000,000.00 | 7/8/2011 |
| 300 REG | 313384KA6 | FHLB DISCOUNT NOTE | 0.03 | 8/5/2011 | 0.03 | \$ 50,000,000.00 | \$ 49,999,131.94 | \$ 50,000,000.00 | 7/11/2011 |
| 300 REG | 313384KD0 | FHLB DISCOUNT NOTE | 0.03 | 8/8/2011 | 0.03 | \$ 40,292,000.00 | \$ 40,290,220.44 | \$ 40,291,597.08 | 6/16/2011 |
| 300 REG | 313384KH1 | FHLB DISCOUNT NOTE | 0.06 | 8/12/2011 | 0.06 | \$ 22,888,000.00 | \$ 22,884,957.80 | \$ 22,887,771.12 | 5/17/2011 |
| 300 REG | 313384KH1 | FHLB DISCOUNT NOTE | 0.06 | 8/12/2011 | 0.06 | \$ 17,059,000.00 | \$ 17,056,732.57 | \$ 17,058,829.41 | 5/17/2011 |
| 300 REG | 313384KH1 | FHLB DISCOUNT NOTE | 0.01 | 8/12/2011 | 0.01 | \$ 27,828,000.00 | \$ 27,827,621.23 | \$ 27,827,721.72 | 6/24/2011 |
| 300 REG | 313384KH1 | FHLB DISCOUNT NOTE | 0.01 | 8/12/2011 | 0.01 | \$ 50,000,000.00 | \$ 49,999,319.44 | \$ 49,999,500.00 | 6/24/2011 |
| 300 REG | 313384KH1 | FHLB DISCOUNT NOTE | 0.01 | 8/12/2011 | 0.01 | \$ 23,187,000.00 | \$ 23,186,684.40 | \$ 23,186,768.13 | 6/24/2011 |
| 300 REG | 313384KH1 | FHLB DISCOUNT NOTE | 0.01 | 8/12/2011 | 0.01 | \$ 28,226,000.00 | \$ 28,225,615.81 | \$ 28,225,717.74 | 6/24/2011 |
| 300 REG | 313384KN8 | FHLB DISCOUNT NOTE | 0.08 | 8/17/2011 | 0.08 | \$ 28,001,915.79 | \$ 28,005,439.88 | \$ 28,005,439.88 | 6/8/2011 |
| 300 REG | 313384KN8 | FHLB DISCOUNT NOTE | 0.08 | 8/17/2011 | 0.08 | \$ 21,787,000.00 | \$ 21,783,822.73 | \$ 21,786,564.26 | 6/8/2011 |
| 300 REG | 313384KQ1 | FHLB DISCOUNT NOTE | 0.07 | 8/19/2011 | 0.07 | \$ 17,777,000.00 | \$ 17,774,175.43 | \$ 17,776,644.46 | 5/23/2011 |
| 300 REG | 313384KQ1 | FHLB DISCOUNT NOTE | 0.04 | 8/19/2011 | 0.04 | \$ 50,000,000.00 | \$ 49,998,444.44 | \$ 49,999,000.00 | 7/22/2011 |
| 300 REG | 313384KQ1 | FHLB DISCOUNT NOTE | 0.04 | 8/19/2011 | 0.04 | \$ 50,000,000.00 | \$ 49,998,444.44 | \$ 49,999,000.00 | 7/22/2011 |
| 300 REG | 313384KQ1 | FHLB DISCOUNT NOTE | 0.04 | 8/19/2011 | 0.04 | \$ 50,000,000.00 | \$ 49,998,638.89 | \$ 49,999,000.00 | 7/22/2011 |
| 300 REG | 313384KQ1 | FHLB DISCOUNT NOTE | 0.04 | 8/19/2011 | 0.04 | \$ 50,000,000.00 | \$ 49,998,638.89 | \$ 49,999,000.00 | 7/22/2011 |
| 300 REG | 313384KX6 | FHLB DISCOUNT NOTE | 0.08 | 8/26/2011 | 0.08 | \$ 25,000,000.00 | \$ 24,995,625.00 | \$ 24,999,250.00 | 6/3/2011 |
| 300 REG | 313384KX6 | FHLB DISCOUNT NOTE | 0.08 | 8/26/2011 | 0.08 | \$ 25,000,000.00 | \$ 24,995,625.00 | \$ 24,999,250.00 | 6/3/2011 |
| 300 REG | 313384LC1 | FHLB DISCOUNT NOTE | 0.02 | 8/31/2011 | 0.02 | \$ 50,000,000.00 | \$ 49,998,250.00 | \$ 49,998,500.00 | 6/29/2011 |
| 300 REG | 313384LC1 | FHLB DISCOUNT NOTE | 0.02 | 8/31/2011 | 0.02 | \$ 50,000,000.00 | \$ 49,998,250.00 | \$ 49,998,500.00 | 6/29/2011 |
| 300 REG | 313384LC1 | FHLB DISCOUNT NOTE | 0.02 | 8/31/2011 | 0.02 | \$ 50,000,000.00 | \$ 49,998,250.00 | \$ 49,998,500.00 | 6/29/2011 |
| 300 REG | 313384LM9 | FHLB DISCOUNT NOTE | 0.02 | 9/9/2011 | 0.02 | \$ 30,325,000.00 | \$ 30,324,254.51 | \$ 30,321,361.00 | 7/12/2011 |
| 300 REG | 313384LT4 | FHLB DISCOUNT NOTE | 0.07 | 9/15/2011 | 0.07 | \$ 35,000,000.00 | \$ 34,992,173.61 | \$ 34,995,100.00 | 5/23/2011 |
| 300 REG | 313384MW6 | FHLB DISCOUNT NOTE | 0.14 | 10/12/2011 | 0.14 | \$ 50,000,000.00 | \$ 49,965,875.00 | \$ 49,988,000.00 | 4/13/2011 |
| 300 REG | 313384PK9 | FHLB DISCOUNT NOTE | 0.11 | 11/18/2011 | 0.11 | \$ 33,898,000.00 | \$ 33,881,220.49 | \$ 33,884,779.78 | 6/9/2011 |
| 300 REG | 313384PZ6 | FHLB DISCOUNT NOTE | 0.13 | 12/2/2011 | 0.13 | \$ 49,825,000.00 | \$ 49,794,551.39 | \$ 49,801,084.00 | 6/9/2011 |
| | | | | | | \$ 1,206,020,000.00 | \$ 1,205,876,624.34 | \$ 1,205,948,878.58 | |
| 301 REG | 3134G16J8 | FHLMC DEBENTURE | 0.80 | 12/14/2012 | 0.80 | \$ 5,000,000.00 | \$ 5,000,000.00 | \$ 5,002,650.00 | 4/6/2011 |
| 301 REG | 3134G2AU6 | FHLMC DEBENTURE | 0.75 | 12/21/2012 | 0.75 | \$ 10,000,000.00 | \$ 10,000,000.00 | \$ 10,006,100.00 | 3/21/2011 |
| 301 REG | 3134G2JJ2 | FHLMC DEBENTURE | 0.78 | 6/7/2013 | 0.78 | \$ 5,000,000.00 | \$ 5,000,000.00 | \$ 5,001,700.00 | 6/7/2011 |
| 301 REG | 3134G2KT8 | FHLMC DEBENTURE | 0.80 | 6/21/2013 | 0.80 | \$ 9,000,000.00 | \$ 9,000,000.00 | \$ 9,003,690.00 | 6/21/2011 |
| 301 REG | 3134G2MC3 | FHLMC DEBENTURE | 0.80 | 9/27/2013 | 0.80 | \$ 10,000,000.00 | \$ 10,000,000.00 | \$ 9,999,700.00 | 6/27/2011 |
| 301 REG | 3134G2GX4 | FHLMC DEBENTURE | 1.05 | 11/26/2013 | 1.06 | \$ 10,000,000.00 | \$ 9,996,500.00 | \$ 10,004,100.00 | 5/26/2011 |
| 301 REG | 3134G1ZQ0 | FHLMC DEBENTURE | 1.00 | 12/9/2013 | 1.06 | \$ 10,000,000.00 | \$ 9,985,937.50 | \$ 10,006,200.00 | 4/29/2011 |
| 301 REG | 3134G2HC9 | FHLMC DEBENTURE | 1.50 | 11/25/2014 | 1.50 | \$ 10,000,000.00 | \$ 10,000,000.00 | \$ 10,030,500.00 | 5/25/2011 |
| 301 REG | 3134G2PM8 | FHLMC DEBENTURE | 1.25 | 12/29/2014 | 1.25 | \$ 10,000,000.00 | \$ 10,000,000.00 | \$ 10,013,600.00 | 6/29/2011 |
| 301 REG | 3134G1WK6 | FHLMC DEBENTURE | 1.50 | 1/29/2015 | 1.58 | \$ 10,000,000.00 | \$ 9,970,000.00 | \$ 10,027,700.00 | 5/11/2011 |
| 301 REG | 3134G2PU0 | FHLMC DEBENTURE | 1.50 | 7/13/2015 | 1.50 | \$ 10,000,000.00 | \$ 10,000,000.00 | \$ 10,003,500.00 | 7/13/2011 |
| 301 REG | 3134G2FG2 | FHLMC DEBENTURE | 2.50 | 5/10/2016 | 2.52 | \$ 5,000,000.00 | \$ 4,995,000.00 | \$ 5,022,650.00 | 5/10/2011 |
| 301 REG | 3134G2GT3 | FHLMC DEBENTURE | 2.50 | 5/25/2016 | 2.47 | \$ 15,000,000.00 | \$ 15,018,750.00 | \$ 15,093,150.00 | 5/25/2011 |
| | | | | | | \$ 119,000,000.00 | \$ 118,966,187.50 | \$ 119,215,240.00 | |
| 301 REG | 3134G2JM5 | FHLMC MULTI STEP COUPON BOND | 1.00 | 12/9/2015 | 1.00 | \$ 15,000,000.00 | \$ 15,000,000.00 | \$ 15,006,750.00 | 6/9/2011 |
| 301 REG | 3134G13M4 | FHLMC MULTI STEP COUPON BOND | 2.00 | 2/16/2016 | 2.01 | \$ 15,000,000.00 | \$ 14,992,500.00 | \$ 15,011,400.00 | 3/10/2011 |
| 301 REG | 3134G2QH8 | FHLMC MULTI STEP COUPON BOND | 2.00 | 7/26/2016 | 2.00 | \$ 10,000,000.00 | \$ 10,000,000.00 | \$ 10,029,300.00 | 7/26/2011 |
| 301 REG | 3134G2RH7 | FHLMC MULTI STEP COUPON BOND | 1.05 | 7/27/2016 | 1.05 | \$ 10,000,000.00 | \$ 10,000,000.00 | \$ 10,005,700.00 | 7/27/2011 |
| | | | | | | \$ 50,000,000.00 | \$ 49,992,500.00 | \$ 50,053,150.00 | |

INVS_MONTHEND_INVENTORY
 VisualQED
 INVENTORY
 SETTLEMENT
 7/29/2011

JOSH MANDEL
 TREASURER, STATE OF OHIO

INVESTMENT INVENTORY
 SETTLED POSITIONS AS OF: 07/29/11

| FUND | CUSIP | DESCRIPTION | RATE | MATURITY | YIELD | PAR AMOUNT | BOOK VALUE | MARKET VALUE | 1ST PUR |
|---------|-----------|----------------------------------|------|------------|-------|-------------------|-------------------|-------------------|-----------|
| 301 REG | 3134G2NM0 | FHLMC MULTI STEP COUPON BOND(4X) | 0.55 | 1/13/2014 | 0.55 | \$ 5,000,000.00 | \$ 5,000,000.00 | \$ 5,000,550.00 | 7/13/2011 |
| 301 REG | 3134G2FY3 | FHLMC MULTI STEP COUPON BOND(4X) | 0.50 | 2/26/2014 | 0.50 | \$ 5,000,000.00 | \$ 5,000,000.00 | \$ 4,999,150.00 | 7/7/2011 |
| 301 REG | 3134G2PL0 | FHLMC MULTI STEP COUPON BOND(4X) | 0.50 | 6/30/2014 | 0.50 | \$ 15,000,000.00 | \$ 15,000,000.00 | \$ 14,991,600.00 | 6/30/2011 |
| 301 REG | 3134G2FV9 | FHLMC MULTI STEP COUPON BOND(4X) | 1.25 | 5/18/2016 | 1.27 | \$ 10,000,000.00 | \$ 9,999,000.00 | \$ 10,003,700.00 | 5/18/2011 |
| | | | | | | \$ 35,000,000.00 | \$ 34,999,000.00 | \$ 34,995,000.00 | |
| 300 REG | 313396JW4 | FHLMC DISCOUNT NOTE | 0.03 | 8/1/2011 | 0.03 | \$ 50,000,000.00 | \$ 49,998,611.11 | \$ 50,000,000.00 | 6/22/2011 |
| 300 REG | 313396JY0 | FHLMC DISCOUNT NOTE | 0.01 | 8/3/2011 | 0.01 | \$ 50,000,000.00 | \$ 49,999,444.44 | \$ 50,000,000.00 | 6/24/2011 |
| 300 REG | 313396KA0 | FHLMC DISCOUNT NOTE | 0.02 | 8/5/2011 | 0.02 | \$ 43,763,000.00 | \$ 43,762,781.19 | \$ 43,763,000.00 | 7/27/2011 |
| 300 REG | 313396KF9 | FHLMC DISCOUNT NOTE | 0.05 | 8/10/2011 | 0.05 | \$ 40,800,000.00 | \$ 40,797,110.00 | \$ 40,799,592.00 | 6/20/2011 |
| 300 REG | 313396KG7 | FHLMC DISCOUNT NOTE | 0.07 | 8/11/2011 | 0.07 | \$ 50,000,000.00 | \$ 49,993,583.33 | \$ 49,999,500.00 | 6/6/2011 |
| 300 REG | 313396KH5 | FHLMC DISCOUNT NOTE | 0.01 | 8/12/2011 | 0.01 | \$ 50,000,000.00 | \$ 49,999,402.78 | \$ 49,999,500.00 | 6/30/2011 |
| 300 REG | 313396KM4 | FHLMC DISCOUNT NOTE | 0.06 | 8/16/2011 | 0.06 | \$ 15,000,000.00 | \$ 14,998,693.75 | \$ 14,999,700.00 | 6/20/2011 |
| 300 REG | 313396KM4 | FHLMC DISCOUNT NOTE | 0.06 | 8/16/2011 | 0.06 | \$ 19,926,000.00 | \$ 19,924,264.78 | \$ 19,925,601.48 | 6/20/2011 |
| 300 REG | 313396KN2 | FHLMC DISCOUNT NOTE | 0.01 | 8/17/2011 | 0.01 | \$ 50,000,000.00 | \$ 49,999,291.67 | \$ 49,999,000.00 | 6/27/2011 |
| 300 REG | 313396KP7 | FHLMC DISCOUNT NOTE | 0.05 | 8/18/2011 | 0.05 | \$ 50,000,000.00 | \$ 49,992,569.44 | \$ 49,999,000.00 | 5/3/2011 |
| 300 REG | 313396KW2 | FHLMC DISCOUNT NOTE | 0.10 | 8/25/2011 | 0.10 | \$ 25,000,000.00 | \$ 24,991,527.78 | \$ 24,999,250.00 | 4/25/2011 |
| 300 REG | 313396KW2 | FHLMC DISCOUNT NOTE | 0.07 | 8/25/2011 | 0.07 | \$ 28,085,000.00 | \$ 28,081,653.20 | \$ 28,084,157.45 | 6/20/2011 |
| 300 REG | 313396LD3 | FHLMC DISCOUNT NOTE | 0.10 | 9/1/2011 | 0.10 | \$ 25,000,000.00 | \$ 24,991,111.11 | \$ 24,997,500.00 | 4/26/2011 |
| 300 REG | 313396LD3 | FHLMC DISCOUNT NOTE | 0.07 | 9/1/2011 | 0.07 | \$ 17,202,000.00 | \$ 17,198,707.73 | \$ 17,200,279.80 | 5/18/2011 |
| 300 REG | 313396LD3 | FHLMC DISCOUNT NOTE | 0.01 | 9/1/2011 | 0.01 | \$ 30,023,000.00 | \$ 30,022,566.33 | \$ 30,019,997.70 | 7/11/2011 |
| 300 REG | 313396LD3 | FHLMC DISCOUNT NOTE | 0.01 | 9/1/2011 | 0.01 | \$ 20,474,000.00 | \$ 20,473,704.26 | \$ 20,471,952.60 | 7/11/2011 |
| 300 REG | 313396LJ0 | FHLMC DISCOUNT NOTE | 0.16 | 9/6/2011 | 0.17 | \$ 25,034,000.00 | \$ 25,014,050.68 | \$ 25,031,246.26 | 3/14/2011 |
| 300 REG | 313396LK7 | FHLMC DISCOUNT NOTE | 0.06 | 9/7/2011 | 0.06 | \$ 25,746,000.00 | \$ 25,741,494.45 | \$ 25,743,167.94 | 5/25/2011 |
| 300 REG | 313396LY7 | FHLMC DISCOUNT NOTE | 0.17 | 9/20/2011 | 0.17 | \$ 32,280,000.00 | \$ 32,252,185.40 | \$ 32,275,158.00 | 3/16/2011 |
| 300 REG | 313396MF7 | FHLMC DISCOUNT NOTE | 0.12 | 9/27/2011 | 0.12 | \$ 25,000,000.00 | \$ 24,987,250.00 | \$ 24,995,750.00 | 4/27/2011 |
| 300 REG | 313396MQ3 | FHLMC DISCOUNT NOTE | 0.07 | 10/6/2011 | 0.07 | \$ 25,000,000.00 | \$ 24,992,513.89 | \$ 24,994,500.00 | 5/5/2011 |
| 300 REG | 313396NB5 | FHLMC DISCOUNT NOTE | 0.14 | 10/17/2011 | 0.14 | \$ 25,000,000.00 | \$ 24,982,305.56 | \$ 24,993,500.00 | 4/18/2011 |
| 300 REG | 313396NR0 | FHLMC DISCOUNT NOTE | 0.10 | 10/31/2011 | 0.10 | \$ 25,000,000.00 | \$ 24,990,416.67 | \$ 24,992,500.00 | 6/15/2011 |
| 300 REG | 313396PV9 | FHLMC DISCOUNT NOTE | 0.13 | 11/28/2011 | 0.13 | \$ 39,722,000.00 | \$ 39,697,311.67 | \$ 39,704,919.54 | 6/2/2011 |
| 300 REG | 313396QC0 | FHLMC DISCOUNT NOTE | 0.13 | 12/5/2011 | 0.13 | \$ 25,028,000.00 | \$ 25,011,822.18 | \$ 25,015,736.28 | 6/9/2011 |
| 300 REG | 313396QS5 | FHLMC DISCOUNT NOTE | 0.11 | 12/19/2011 | 0.11 | \$ 13,373,000.00 | \$ 13,365,849.16 | \$ 13,365,778.58 | 6/27/2011 |
| 300 REG | 313396QS5 | FHLMC DISCOUNT NOTE | 0.11 | 12/19/2011 | 0.11 | \$ 25,028,000.00 | \$ 25,014,616.97 | \$ 25,014,484.88 | 6/27/2011 |
| 300 REG | 313396QS5 | FHLMC DISCOUNT NOTE | 0.11 | 12/19/2011 | 0.11 | \$ 50,000,000.00 | \$ 49,973,263.89 | \$ 49,973,000.00 | 6/27/2011 |
| 300 REG | 313396QS5 | FHLMC DISCOUNT NOTE | 0.11 | 12/19/2011 | 0.11 | \$ 25,000,000.00 | \$ 24,986,631.94 | \$ 24,986,500.00 | 6/27/2011 |
| 300 REG | 313396RH8 | FHLMC DISCOUNT NOTE | 0.11 | 1/3/2012 | 0.11 | \$ 50,000,000.00 | \$ 49,972,194.44 | \$ 49,965,500.00 | 7/5/2011 |
| | | | | | | \$ 976,484,000.00 | \$ 976,206,929.80 | \$ 976,309,772.51 | |
| 301 REG | 3136FPUC9 | FNMA DEBENTURE | 0.50 | 10/30/2012 | 0.56 | \$ 5,000,000.00 | \$ 4,995,250.00 | \$ 5,001,500.00 | 3/24/2011 |
| 301 REG | 31398A6F4 | FNMA DEBENTURE | 0.38 | 12/28/2012 | 0.70 | \$ 5,000,000.00 | \$ 4,972,500.00 | \$ 5,002,100.00 | 4/12/2011 |
| 301 REG | 31398A5Q1 | FNMA DEBENTURE | 0.88 | 11/8/2013 | 0.90 | \$ 4,000,000.00 | \$ 3,998,000.00 | \$ 4,003,360.00 | 5/19/2011 |
| 301 REG | 3136FPWZ6 | FNMA DEBENTURE | 1.30 | 11/17/2014 | 1.56 | \$ 10,000,000.00 | \$ 9,908,600.00 | \$ 10,112,600.00 | 3/17/2011 |
| 301 REG | 3136FRDP5 | FNMA DEBENTURE | 2.00 | 12/23/2014 | 2.00 | \$ 25,000,000.00 | \$ 25,000,000.00 | \$ 25,056,000.00 | 3/23/2011 |
| 301 REG | 3136FRXL2 | FNMA DEBENTURE | 1.25 | 3/27/2015 | 1.25 | \$ 10,000,000.00 | \$ 10,000,000.00 | \$ 10,058,500.00 | 6/27/2011 |
| 301 REG | 31398A6B3 | FNMA DEBENTURE | 1.60 | 11/23/2015 | 1.68 | \$ 10,500,000.00 | \$ 10,462,200.00 | \$ 10,538,745.00 | 6/16/2011 |
| 301 REG | 31398A6E7 | FNMA DEBENTURE | 1.50 | 11/23/2015 | 1.65 | \$ 15,000,000.00 | \$ 14,903,550.00 | \$ 15,011,550.00 | 6/7/2011 |
| 301 REG | 31398A6E7 | FNMA DEBENTURE | 1.50 | 11/23/2015 | 1.58 | \$ 10,000,000.00 | \$ 9,966,000.00 | \$ 10,007,700.00 | 6/24/2011 |
| | | | | | | \$ 94,500,000.00 | \$ 94,206,100.00 | \$ 94,792,055.00 | |
| 300 REG | 313588JY2 | FNMA DISCOUNT NOTE | 0.05 | 8/3/2011 | 0.05 | \$ 50,000,000.00 | \$ 49,997,250.00 | \$ 50,000,000.00 | 6/20/2011 |
| 300 REG | 313588JY2 | FNMA DISCOUNT NOTE | 0.05 | 8/3/2011 | 0.05 | \$ 50,000,000.00 | \$ 49,997,250.00 | \$ 50,000,000.00 | 6/20/2011 |
| 300 REG | 313588KF1 | FNMA DISCOUNT NOTE | 0.17 | 8/10/2011 | 0.17 | \$ 24,782,000.00 | \$ 24,763,158.80 | \$ 24,781,752.18 | 3/2/2011 |
| 300 REG | 313588KN4 | FNMA DISCOUNT NOTE | 0.15 | 8/17/2011 | 0.15 | \$ 32,700,000.00 | \$ 32,679,017.50 | \$ 32,699,346.00 | 3/16/2011 |

INVS_MONTHEND_INVENTORY
 VisualQED
 INVENTORY
 SETTLEMENT
 7/29/2011

JOSH MANDEL
 TREASURER, STATE OF OHIO

INVESTMENT INVENTORY
 SETTLED POSITIONS AS OF: 07/29/11

| FUND | CUSIP | DESCRIPTION | RATE | MATURITY | YIELD | PAR AMOUNT | BOOK VALUE | MARKET VALUE | 1ST PUR |
|---------|-----------|--------------------------------|------|------------|-------|-------------------|-------------------|-------------------|-----------|
| 300 REG | 313588KN4 | FNMA DISCOUNT NOTE | 0.16 | 8/17/2011 | 0.16 | \$ 50,000,000.00 | \$ 49,966,222.22 | \$ 49,999,000.00 | 3/18/2011 |
| 300 REG | 313588KN4 | FNMA DISCOUNT NOTE | 0.07 | 8/17/2011 | 0.07 | \$ 50,000,000.00 | \$ 49,992,236.11 | \$ 49,999,000.00 | 5/23/2011 |
| 300 REG | 313588KN4 | FNMA DISCOUNT NOTE | 0.07 | 8/17/2011 | 0.07 | \$ 30,000,000.00 | \$ 29,995,341.67 | \$ 29,999,400.00 | 5/23/2011 |
| 300 REG | 313588KN4 | FNMA DISCOUNT NOTE | 0.05 | 8/17/2011 | 0.05 | \$ 28,610,000.00 | \$ 28,607,961.54 | \$ 28,609,427.80 | 6/21/2011 |
| 300 REG | 313588KN4 | FNMA DISCOUNT NOTE | 0.05 | 8/17/2011 | 0.05 | \$ 25,000,000.00 | \$ 24,998,218.75 | \$ 24,999,500.00 | 6/21/2011 |
| 300 REG | 313588KN4 | FNMA DISCOUNT NOTE | 0.01 | 8/17/2011 | 0.01 | \$ 50,000,000.00 | \$ 49,999,333.33 | \$ 49,999,000.00 | 6/30/2011 |
| 300 REG | 313588LJ2 | FNMA DISCOUNT NOTE | 0.11 | 9/6/2011 | 0.11 | \$ 24,311,000.00 | \$ 24,300,526.01 | \$ 24,308,325.79 | 4/18/2011 |
| 300 REG | 313588LM5 | FNMA DISCOUNT NOTE | 0.11 | 9/9/2011 | 0.11 | \$ 20,087,000.00 | \$ 20,078,652.74 | \$ 20,084,589.56 | 4/26/2011 |
| 300 REG | 313588LR4 | FNMA DISCOUNT NOTE | 0.10 | 9/13/2011 | 0.10 | \$ 25,000,000.00 | \$ 24,990,486.11 | \$ 24,996,750.00 | 4/29/2011 |
| 300 REG | 313588LT0 | FNMA DISCOUNT NOTE | 0.04 | 9/15/2011 | 0.04 | \$ 50,000,000.00 | \$ 49,995,611.11 | \$ 49,993,000.00 | 6/28/2011 |
| 300 REG | 313588LT0 | FNMA DISCOUNT NOTE | 0.04 | 9/15/2011 | 0.04 | \$ 46,304,000.00 | \$ 46,299,986.99 | \$ 46,297,517.44 | 6/29/2011 |
| 300 REG | 313588LZ6 | FNMA DISCOUNT NOTE | 0.05 | 9/21/2011 | 0.05 | \$ 50,000,000.00 | \$ 49,993,750.00 | \$ 49,992,000.00 | 6/23/2011 |
| 300 REG | 313588LZ6 | FNMA DISCOUNT NOTE | 0.04 | 9/21/2011 | 0.04 | \$ 50,000,000.00 | \$ 49,995,277.78 | \$ 49,992,000.00 | 6/28/2011 |
| 300 REG | 313588MH5 | FNMA DISCOUNT NOTE | 0.13 | 9/29/2011 | 0.13 | \$ 25,000,000.00 | \$ 24,985,284.72 | \$ 24,995,500.00 | 4/19/2011 |
| 300 REG | 313588MW2 | FNMA DISCOUNT NOTE | 0.15 | 10/12/2011 | 0.15 | \$ 26,874,000.00 | \$ 26,853,844.50 | \$ 26,867,550.24 | 4/15/2011 |
| 300 REG | 313588MW2 | FNMA DISCOUNT NOTE | 0.15 | 10/12/2011 | 0.15 | \$ 50,000,000.00 | \$ 49,962,500.00 | \$ 49,988,000.00 | 4/15/2011 |
| 300 REG | 313588MW2 | FNMA DISCOUNT NOTE | 0.09 | 10/12/2011 | 0.09 | \$ 25,000,000.00 | \$ 24,991,125.00 | \$ 24,994,000.00 | 5/23/2011 |
| 300 REG | 313588NF8 | FNMA DISCOUNT NOTE | 0.04 | 10/21/2011 | 0.04 | \$ 50,000,000.00 | \$ 49,994,444.44 | \$ 49,986,500.00 | 7/13/2011 |
| 300 REG | 313588NF8 | FNMA DISCOUNT NOTE | 0.04 | 10/21/2011 | 0.04 | \$ 50,000,000.00 | \$ 49,994,444.44 | \$ 49,986,500.00 | 7/13/2011 |
| 300 REG | 313588NL5 | FNMA DISCOUNT NOTE | 0.14 | 10/26/2011 | 0.14 | \$ 45,565,000.00 | \$ 45,534,756.23 | \$ 45,551,786.15 | 5/2/2011 |
| 300 REG | 313588NN1 | FNMA DISCOUNT NOTE | 0.04 | 10/28/2011 | 0.04 | \$ 25,000,000.00 | \$ 24,997,027.78 | \$ 24,992,750.00 | 7/13/2011 |
| 300 REG | 313588PH2 | FNMA DISCOUNT NOTE | 0.12 | 11/16/2011 | 0.12 | \$ 20,292,000.00 | \$ 20,281,693.35 | \$ 20,284,086.12 | 6/10/2011 |
| 300 REG | 313588PK5 | FNMA DISCOUNT NOTE | 0.11 | 11/18/2011 | 0.11 | \$ 25,000,000.00 | \$ 24,987,625.00 | \$ 24,990,250.00 | 6/9/2011 |
| | | | | | | \$ 999,525,000.00 | \$ 999,233,026.12 | \$ 999,387,531.28 | |
| 301 REG | 3136FRTK9 | FNMA MULTI STEP COUPON BOND | 0.75 | 6/27/2014 | 0.77 | \$ 10,000,000.00 | \$ 9,994,000.00 | \$ 9,993,500.00 | 6/27/2011 |
| 301 REG | 3135G0BS1 | FNMA MULTI STEP COUPON BOND | 0.75 | 6/30/2014 | 0.75 | \$ 10,000,000.00 | \$ 10,000,000.00 | \$ 9,985,100.00 | 6/30/2011 |
| 301 REG | 3136FRJN4 | FNMA MULTI STEP COUPON BOND | 1.50 | 4/28/2016 | 1.51 | \$ 5,000,000.00 | \$ 4,998,750.00 | \$ 5,012,300.00 | 4/28/2011 |
| 301 REG | 3136FRA60 | FNMA MULTI STEP COUPON BOND | 1.50 | 7/27/2016 | 1.51 | \$ 10,000,000.00 | \$ 9,995,000.00 | \$ 10,029,600.00 | 7/27/2011 |
| 301 REG | 3136FRK51 | FNMA MULTI STEP COUPON BOND | 1.00 | 7/27/2016 | 1.00 | \$ 15,000,000.00 | \$ 15,000,000.00 | \$ 15,019,200.00 | 7/28/2011 |
| | | | | | | \$ 50,000,000.00 | \$ 49,987,750.00 | \$ 50,039,700.00 | |
| 301 REG | 46513F7Q6 | ISRAEL BOND | 2.40 | 11/1/2012 | 2.40 | \$ 4,785,000.00 | \$ 4,785,000.00 | \$ 4,785,000.00 | 11/9/2009 |
| 301 REG | 46513GVM6 | ISRAEL BOND | 1.09 | 4/1/2013 | 1.09 | \$ 600,000.00 | \$ 600,000.00 | \$ 600,000.00 | 4/1/2011 |
| 301 REG | 46513GFC6 | ISRAEL BOND | 1.65 | 6/1/2013 | 1.65 | \$ 6,115,000.00 | \$ 6,115,000.00 | \$ 6,115,000.00 | 6/8/2010 |
| 301 REG | 46513GQC4 | ISRAEL BOND | 1.75 | 6/1/2013 | 1.75 | \$ 4,100,000.00 | \$ 4,100,000.00 | \$ 4,100,000.00 | 6/8/2010 |
| 301 REG | 46513G2M8 | ISRAEL BOND | 1.78 | 4/1/2014 | 1.78 | \$ 12,000,000.00 | \$ 12,000,000.00 | \$ 12,000,000.00 | 4/1/2011 |
| 301 REG | 46513GQY6 | ISRAEL BOND | 2.93 | 5/1/2015 | 2.93 | \$ 10,000,000.00 | \$ 10,000,000.00 | \$ 10,000,000.00 | 5/8/2010 |
| 301 REG | 46513G3M7 | ISRAEL BOND | 2.91 | 4/1/2016 | 2.91 | \$ 5,400,000.00 | \$ 5,400,000.00 | \$ 5,400,000.00 | 4/1/2011 |
| | | | | | | \$ 43,000,000.00 | \$ 43,000,000.00 | \$ 43,000,000.00 | |
| 300 REG | 38141W273 | GOLDMAN SACHS FIN SQ GOVT #465 | 0.01 | | 0.01 | \$ 189,279,127.04 | \$ 189,279,127.04 | \$ 189,279,127.04 | 1/30/2008 |
| 304 REG | 38141W273 | GOLDMAN SACHS FIN SQ GOVT #465 | 0.01 | | 0.01 | \$ 228,442.48 | \$ 228,442.48 | \$ 228,442.48 | 1/29/2008 |
| 300 REG | 4812C0670 | JP MORGAN US GOVT MMKT #3164 | 0.01 | | 0.01 | \$ 205,291,901.11 | \$ 205,291,901.11 | \$ 205,291,901.11 | 3/31/2005 |
| 301 REG | 4812C0670 | JP MORGAN US GOVT MMKT #3164 | 0.01 | | 0.01 | \$ 196,748.97 | \$ 196,748.97 | \$ 196,748.97 | 2/28/2007 |
| 304 REG | MMKT00177 | KEY/TOS INVESTMENT MATURITIES | 0.20 | | 0.20 | \$ 166,057,776.16 | \$ 166,057,776.16 | \$ 166,057,776.16 | 2/17/2010 |
| | | | | | | \$ 561,053,995.76 | \$ 561,053,995.76 | \$ 561,053,995.76 | |
| 300 REG | NOWSW3006 | NOW ACCOUNT - SWEEP ACT - 300 | 0.10 | | | \$ 236,671,396.17 | \$ 236,671,396.17 | \$ 236,671,396.17 | 8/10/2009 |
| | | | | | | \$ 236,671,396.17 | \$ 236,671,396.17 | \$ 236,671,396.17 | |
| 300 REG | STAR30012 | STAR OHIO 10010 | 0.02 | | 0.02 | \$ 179,214,644.81 | \$ 179,214,644.81 | \$ 179,214,644.81 | 3/28/2002 |
| 301 REG | STAR30129 | STAR OHIO 70933 | 0.02 | | 0.02 | \$ 52,458,098.79 | \$ 52,458,098.79 | \$ 52,458,098.79 | 8/23/2007 |

INVS_MONTHEND_INVENTORY
 VisualQED
 INVENTORY
 SETTLEMENT
 7/29/2011

JOSH MANDEL
 TREASURER, STATE OF OHIO

INVESTMENT INVENTORY
 SETTLED POSITIONS AS OF: 07/29/11

| FUND | CUSIP | DESCRIPTION | RATE | MATURITY | YIELD | PAR AMOUNT | BOOK VALUE | MARKET VALUE | 1ST PUR |
|---------|-----------|-----------------------------------|------|-----------|-------|-------------------|-------------------|-------------------|-----------|
| 304 REG | STAR30418 | STAR OHIO 63942 | 0.02 | | 0.02 | \$ 72,982,608.57 | \$ 72,982,608.57 | \$ 72,982,608.57 | 1/26/2006 |
| | | | | | | \$ 304,655,352.17 | \$ 304,655,352.17 | \$ 304,655,352.17 | |
| 303 REG | LD1000636 | National City Bank DNU merger | 0.15 | 8/3/2011 | 0.15 | \$ 64,104.70 | \$ 64,104.70 | \$ 64,104.70 | 8/3/2009 |
| 303 REG | LD1000644 | LAKE NATIONAL BANK | 0.15 | 8/3/2011 | 0.15 | \$ 91,895.71 | \$ 91,895.71 | \$ 91,895.71 | 8/3/2009 |
| 303 REG | LD1000651 | HOCKING VALLEY BANK | 0.15 | 8/3/2011 | 0.15 | \$ 194,824.44 | \$ 194,824.44 | \$ 194,824.44 | 8/3/2009 |
| 303 REG | LD1000669 | AMERICAN SAVINGS BANK, FSB | 0.15 | 8/4/2011 | 0.15 | \$ 95,061.74 | \$ 95,061.74 | \$ 95,061.74 | 8/4/2009 |
| 303 REG | LD1000677 | CITIZENS NATIONAL OF BLUFFTON | 0.15 | 8/4/2011 | 0.15 | \$ 178,333.09 | \$ 178,333.09 | \$ 178,333.09 | 8/4/2009 |
| 303 REG | LD1000685 | CONSUMERS NATIONAL BANK | 0.15 | 8/5/2011 | 0.15 | \$ 76,405.76 | \$ 76,405.76 | \$ 76,405.76 | 8/5/2009 |
| 303 REG | LD1000693 | CORTLAND SAVINGS & BANKING CO | 0.15 | 8/5/2011 | 0.15 | \$ 139,473.83 | \$ 139,473.83 | \$ 139,473.83 | 8/5/2009 |
| 303 REG | LD1000701 | FARMERS NATIONAL BANK, CANFIELD | 0.15 | 8/5/2011 | 0.15 | \$ 141,231.36 | \$ 141,231.36 | \$ 141,231.36 | 8/7/2009 |
| 303 REG | LD1000719 | FIRST FEDERAL BANK OF THE MIDWEST | 0.15 | 8/5/2011 | 0.15 | \$ 77,696.77 | \$ 77,696.77 | \$ 77,696.77 | 8/5/2009 |
| 303 REG | LD1000727 | AMERICAN SAVINGS BANK, FSB | 0.15 | 8/10/2011 | 0.15 | \$ 150,000.00 | \$ 150,000.00 | \$ 150,000.00 | 8/10/2009 |
| 303 REG | LD1000735 | CF BANK * | 0.15 | 8/10/2011 | 0.15 | \$ 327,944.54 | \$ 327,944.54 | \$ 327,944.54 | 8/10/2009 |
| 303 REG | LD1000750 | National City Bank DNU merger | 0.15 | 8/11/2011 | 0.15 | \$ 170,989.24 | \$ 170,989.24 | \$ 170,989.24 | 8/11/2009 |
| 303 REG | LD1000768 | FARMERS NATIONAL BANK, CANFIELD | 0.15 | 8/11/2011 | 0.15 | \$ 342,627.59 | \$ 342,627.59 | \$ 342,627.59 | 8/11/2009 |
| 303 REG | LD1000776 | COMMERCIAL & SAVINGS BANK, MILLE | 0.15 | 8/11/2011 | 0.15 | \$ 274,734.40 | \$ 274,734.40 | \$ 274,734.40 | 8/11/2009 |
| 303 REG | LD1000784 | FARMERS STATE BANK, NEW MADISON | 0.15 | 8/12/2011 | 0.15 | \$ 122,660.20 | \$ 122,660.20 | \$ 122,660.20 | 8/13/2009 |
| 303 REG | LD1000792 | CITIZENS NATIONAL OF BLUFFTON | 0.15 | 8/12/2011 | 0.15 | \$ 137,129.49 | \$ 137,129.49 | \$ 137,129.49 | 8/14/2009 |
| 303 REG | LD1000800 | U.S. BANK, N.A. | 0.15 | 8/18/2011 | 0.15 | \$ 14,327.78 | \$ 14,327.78 | \$ 14,327.78 | 8/18/2009 |
| 303 REG | LD1000818 | U.S. BANK, N.A. | 0.15 | 8/18/2011 | 0.15 | \$ 388,068.60 | \$ 388,068.60 | \$ 388,068.60 | 8/18/2009 |
| 303 REG | LD1000826 | KEYBANK, NA | 0.15 | 8/18/2011 | 0.15 | \$ 33,205.69 | \$ 33,205.69 | \$ 33,205.69 | 8/18/2009 |
| 303 REG | LD1000834 | Second NB, div Park NB | 0.15 | 8/18/2011 | 0.15 | \$ 217,330.24 | \$ 217,330.24 | \$ 217,330.24 | 8/18/2009 |
| 303 REG | LD1000842 | DELAWARE COUNTY BANK & TRUST CO* | 0.15 | 8/18/2011 | 0.15 | \$ 204,105.51 | \$ 204,105.51 | \$ 204,105.51 | 8/18/2009 |
| 303 REG | LD1000859 | OLD FORT BANKING COMPANY | 0.15 | 8/18/2011 | 0.15 | \$ 30,019.46 | \$ 30,019.46 | \$ 30,019.46 | 8/18/2009 |
| 303 REG | LD1000875 | CITIZENS NATIONAL OF BLUFFTON | 0.15 | 8/18/2011 | 0.15 | \$ 45,468.61 | \$ 45,468.61 | \$ 45,468.61 | 8/18/2009 |
| 303 REG | LD1000883 | WESTFIELD BANK, FSB | 0.15 | 8/19/2011 | 0.15 | \$ 43,451.25 | \$ 43,451.25 | \$ 43,451.25 | 8/19/2009 |
| 303 REG | LD1000909 | DELAWARE COUNTY BANK & TRUST CO* | 0.15 | 8/19/2011 | 0.15 | \$ 136,368.27 | \$ 136,368.27 | \$ 136,368.27 | 8/20/2009 |
| 303 REG | LD1000917 | FIRST NATIONAL BANK, DENNISON | 0.15 | 8/19/2011 | 0.15 | \$ 258,178.86 | \$ 258,178.86 | \$ 258,178.86 | 8/20/2009 |
| 303 REG | LD1000925 | FARMERS NATIONAL BANK, CANFIELD | 0.15 | 8/19/2011 | 0.15 | \$ 373,188.11 | \$ 373,188.11 | \$ 373,188.11 | 8/21/2009 |
| 303 REG | LD1000933 | SIGNATURE BANK, N.A. | 0.15 | 8/24/2011 | 0.15 | \$ 81,643.32 | \$ 81,643.32 | \$ 81,643.32 | 8/24/2009 |
| 303 REG | LD1000941 | U.S. BANK, N.A. | 0.15 | 8/25/2011 | 0.15 | \$ 16,522.24 | \$ 16,522.24 | \$ 16,522.24 | 8/25/2009 |
| 303 REG | LD1000958 | U.S. BANK, N.A. | 0.15 | 8/25/2011 | 0.15 | \$ 400,000.00 | \$ 400,000.00 | \$ 400,000.00 | 8/25/2009 |
| 303 REG | LD1000966 | CITIZENS SAVINGS BANK, MARTINS F | 0.15 | 8/26/2011 | 0.15 | \$ 94,129.64 | \$ 94,129.64 | \$ 94,129.64 | 8/26/2009 |
| 303 REG | LD1000974 | CITIZENS SAVINGS BANK, MARTINS F | 0.15 | 8/26/2011 | 0.15 | \$ 143,800.03 | \$ 143,800.03 | \$ 143,800.03 | 8/27/2009 |
| 303 REG | LD1000982 | HUNTINGTON NATIONAL BANK, NA | 0.15 | 8/26/2011 | 0.15 | \$ 63,927.97 | \$ 63,927.97 | \$ 63,927.97 | 8/28/2009 |
| 303 REG | LD1000990 | HUNTINGTON NATIONAL BANK, NA | 0.15 | 8/26/2011 | 0.15 | \$ 49,471.43 | \$ 49,471.43 | \$ 49,471.43 | 8/28/2009 |
| 303 REG | LD1001006 | SUTTON BANK | 0.15 | 9/2/2011 | 0.15 | \$ 15,606.32 | \$ 15,606.32 | \$ 15,606.32 | 9/2/2009 |
| 303 REG | LD1001014 | FIRST CITIZENS NATIONAL BANK | 0.15 | 9/2/2011 | 0.15 | \$ 57,798.82 | \$ 57,798.82 | \$ 57,798.82 | 9/2/2009 |
| 303 REG | LD1001022 | VINTON COUNTY NATIONAL BANK | 0.15 | 9/2/2011 | 0.15 | \$ 123,187.90 | \$ 123,187.90 | \$ 123,187.90 | 9/2/2009 |
| 303 REG | LD1001030 | CITIZENS SAVINGS BANK, MARTINS F | 0.15 | 9/2/2011 | 0.15 | \$ 79,011.26 | \$ 79,011.26 | \$ 79,011.26 | 9/3/2009 |
| 303 REG | LD1001048 | HUNTINGTON NATIONAL BANK, NA | 0.15 | 9/2/2011 | 0.15 | \$ 100,681.00 | \$ 100,681.00 | \$ 100,681.00 | 9/3/2009 |
| 303 REG | LD1001055 | FIRST NATIONAL BANK, PANDORA | 0.15 | 9/2/2011 | 0.15 | \$ 249,798.98 | \$ 249,798.98 | \$ 249,798.98 | 9/3/2009 |
| 303 REG | LD1001063 | COMMUNITY FIRST BANK | 0.15 | 9/2/2011 | 0.15 | \$ 58,277.43 | \$ 58,277.43 | \$ 58,277.43 | 9/4/2009 |
| 303 REG | LD1001071 | Second NB, div Park NB | 0.15 | 9/2/2011 | 0.15 | \$ 47,546.06 | \$ 47,546.06 | \$ 47,546.06 | 9/4/2009 |
| 303 REG | LD1001089 | U.S. BANK, N.A. | 0.15 | 9/9/2011 | 0.15 | \$ 15,865.49 | \$ 15,865.49 | \$ 15,865.49 | 9/9/2009 |
| 303 REG | LD1001097 | OLD FORT BANKING COMPANY | 0.15 | 9/9/2011 | 0.15 | \$ 272,330.74 | \$ 272,330.74 | \$ 272,330.74 | 9/9/2009 |
| 303 REG | LD1001105 | U.S. BANK, N.A. | 0.15 | 9/9/2011 | 0.15 | \$ 251,696.18 | \$ 251,696.18 | \$ 251,696.18 | 9/9/2009 |
| 303 REG | LD1001121 | FIRST FEDERAL BANK OF THE MIDWEST | 0.15 | 9/9/2011 | 0.15 | \$ 100,076.56 | \$ 100,076.56 | \$ 100,076.56 | 9/9/2009 |
| 303 REG | LD1001139 | U.S. BANK, N.A. | 0.15 | 9/9/2011 | 0.15 | \$ 20,875.17 | \$ 20,875.17 | \$ 20,875.17 | 9/9/2009 |
| 303 REG | LD1001147 | FIRST FEDERAL BANK OF THE MIDWEST | 0.15 | 9/9/2011 | 0.15 | \$ 221,131.81 | \$ 221,131.81 | \$ 221,131.81 | 9/10/2009 |
| 303 REG | LD1001162 | COMMUNITY BANK, CROOKSVILLE | 0.15 | 9/9/2011 | 0.15 | \$ 150,000.00 | \$ 150,000.00 | \$ 150,000.00 | 9/11/2009 |
| 303 REG | LD1001170 | METAMORA STATE BANK | 0.15 | 9/9/2011 | 0.15 | \$ 30,274.21 | \$ 30,274.21 | \$ 30,274.21 | 9/11/2009 |

INVS_MONTHEND_INVENTORY
 VisualQED
 INVENTORY
 SETTLEMENT
 7/29/2011

JOSH MANDEL
 TREASURER, STATE OF OHIO

INVESTMENT INVENTORY
 SETTLED POSITIONS AS OF: 07/29/11

| FUND | CUSIP | DESCRIPTION | RATE | MATURITY | YIELD | PAR AMOUNT | BOOK VALUE | MARKET VALUE | 1ST PUR |
|---------|-----------|----------------------------------|------|------------|-------|---------------|---------------|---------------|------------|
| 303 REG | LD1001188 | PARK VIEW FED SAVING * | 0.15 | 9/14/2011 | 0.15 | \$ 12,876.74 | \$ 12,876.74 | \$ 12,876.74 | 9/14/2009 |
| 303 REG | LD1001196 | NORTH VALLEY BANK | 0.15 | 9/16/2011 | 0.15 | \$ 378,744.53 | \$ 378,744.53 | \$ 378,744.53 | 9/16/2009 |
| 303 REG | LD1001204 | U.S. BANK, N.A. | 0.15 | 9/16/2011 | 0.15 | \$ 167,505.42 | \$ 167,505.42 | \$ 167,505.42 | 9/17/2009 |
| 303 REG | LD1001212 | U.S. BANK, N.A. | 0.15 | 9/16/2011 | 0.15 | \$ 175,000.00 | \$ 175,000.00 | \$ 175,000.00 | 9/17/2009 |
| 303 REG | LD1001220 | U.S. BANK, N.A. | 0.15 | 9/16/2011 | 0.15 | \$ 125,652.29 | \$ 125,652.29 | \$ 125,652.29 | 9/17/2009 |
| 303 REG | LD1001238 | LIBERTY SAVINGS BANK * | 0.15 | 9/16/2011 | 0.15 | \$ 354,513.51 | \$ 354,513.51 | \$ 354,513.51 | 9/18/2009 |
| 303 REG | LD1001246 | FIRST NATIONAL BANK, DENNISON | 0.15 | 9/16/2011 | 0.15 | \$ 215,148.35 | \$ 215,148.35 | \$ 215,148.35 | 9/18/2009 |
| 303 REG | LD1001253 | Richland Trust Co, div Park NB | 0.15 | 9/21/2011 | 0.15 | \$ 107,620.95 | \$ 107,620.95 | \$ 107,620.95 | 9/21/2009 |
| 303 REG | LD1001261 | Second NB, div Park NB | 0.15 | 9/21/2011 | 0.15 | \$ 102,258.89 | \$ 102,258.89 | \$ 102,258.89 | 9/21/2009 |
| 303 REG | LD1001279 | CROGHAN COLONIAL BANK | 0.15 | 9/23/2011 | 0.15 | \$ 3,168.24 | \$ 3,168.24 | \$ 3,168.24 | 9/23/2009 |
| 303 REG | LD1001287 | WESBANCO BANK, INC | 0.15 | 9/23/2011 | 0.15 | \$ 70,386.61 | \$ 70,386.61 | \$ 70,386.61 | 9/23/2009 |
| 303 REG | LD1001295 | CITIZENS SAVINGS BANK, MARTINS F | 0.15 | 9/23/2011 | 0.15 | \$ 118,340.74 | \$ 118,340.74 | \$ 118,340.74 | 9/23/2009 |
| 303 REG | LD1001303 | LORAIN NATIONAL BANK | 0.15 | 9/23/2011 | 0.15 | \$ 52,203.26 | \$ 52,203.26 | \$ 52,203.26 | 9/25/2009 |
| 303 REG | LD1001311 | FIRST CITIZENS NATIONAL BANK | 0.15 | 9/28/2011 | 0.15 | \$ 251,766.30 | \$ 251,766.30 | \$ 251,766.30 | 9/28/2009 |
| 303 REG | LD1001329 | OLD FORT BANKING COMPANY | 0.15 | 9/28/2011 | 0.15 | \$ 186,244.01 | \$ 186,244.01 | \$ 186,244.01 | 9/28/2009 |
| 303 REG | LD1001337 | ARLINGTON BANK | 0.15 | 9/28/2011 | 0.15 | \$ 175,538.49 | \$ 175,538.49 | \$ 175,538.49 | 9/28/2009 |
| 303 REG | LD1001345 | U.S. BANK, N.A. | 0.15 | 9/30/2011 | 0.15 | \$ 400,000.00 | \$ 400,000.00 | \$ 400,000.00 | 9/30/2009 |
| 303 REG | LD1001352 | U.S. BANK, N.A. | 0.15 | 9/30/2011 | 0.15 | \$ 43,140.97 | \$ 43,140.97 | \$ 43,140.97 | 9/30/2009 |
| 303 REG | LD1001360 | CITIZENS SAVINGS BANK, MARTINS F | 0.15 | 9/30/2011 | 0.15 | \$ 321,738.42 | \$ 321,738.42 | \$ 321,738.42 | 9/30/2009 |
| 303 REG | LD1001378 | OSGOOD STATE BANK | 0.15 | 9/30/2011 | 0.15 | \$ 24,635.08 | \$ 24,635.08 | \$ 24,635.08 | 10/2/2009 |
| 303 REG | LD1001386 | HOME LOAN SAVINGS BANK | 0.15 | 9/30/2011 | 0.15 | \$ 324,995.94 | \$ 324,995.94 | \$ 324,995.94 | 10/2/2009 |
| 303 REG | LD1001402 | FIRST NATIONAL BANK, PANDORA | 0.15 | 9/30/2011 | 0.15 | \$ 29,192.65 | \$ 29,192.65 | \$ 29,192.65 | 10/2/2009 |
| 303 REG | LD1001410 | NATIONAL BANK & TRUST COMPANY | 0.15 | 10/6/2011 | 0.15 | \$ 195,674.13 | \$ 195,674.13 | \$ 195,674.13 | 10/6/2009 |
| 303 REG | LD1001428 | NATIONAL BANK & TRUST COMPANY | 0.15 | 10/6/2011 | 0.15 | \$ 228,272.58 | \$ 228,272.58 | \$ 228,272.58 | 10/6/2009 |
| 303 REG | LD1001436 | FIRST NATIONAL BANK, PANDORA | 0.15 | 10/6/2011 | 0.15 | \$ 39,525.64 | \$ 39,525.64 | \$ 39,525.64 | 10/6/2009 |
| 303 REG | LD1001451 | CF BANK * | 0.15 | 10/6/2011 | 0.15 | \$ 157,609.20 | \$ 157,609.20 | \$ 157,609.20 | 10/6/2009 |
| 303 REG | LD1001469 | FARMERS NATIONAL BANK, CANFIELD | 0.15 | 10/7/2011 | 0.15 | \$ 292,738.04 | \$ 292,738.04 | \$ 292,738.04 | 10/7/2009 |
| 303 REG | LD1001477 | PARK NATIONAL BANK | 0.15 | 10/7/2011 | 0.15 | \$ 400,000.00 | \$ 400,000.00 | \$ 400,000.00 | 10/7/2009 |
| 303 REG | LD1001485 | FIRST CITIZENS NATIONAL BANK | 0.15 | 10/7/2011 | 0.15 | \$ 138,156.02 | \$ 138,156.02 | \$ 138,156.02 | 10/7/2009 |
| 303 REG | LD1001501 | CITIZENS SAVINGS BANK, MARTINS F | 0.15 | 10/7/2011 | 0.15 | \$ 41,295.25 | \$ 41,295.25 | \$ 41,295.25 | 10/8/2009 |
| 303 REG | LD1001519 | LORAIN NATIONAL BANK | 0.15 | 10/7/2011 | 0.15 | \$ 270,195.72 | \$ 270,195.72 | \$ 270,195.72 | 10/8/2009 |
| 303 REG | LD1001527 | HUNTINGTON NATIONAL BANK, NA | 0.15 | 10/7/2011 | 0.15 | \$ 159,286.57 | \$ 159,286.57 | \$ 159,286.57 | 10/8/2009 |
| 303 REG | LD1001535 | HUNTINGTON NATIONAL BANK, NA | 0.15 | 10/7/2011 | 0.15 | \$ 160,939.20 | \$ 160,939.20 | \$ 160,939.20 | 10/8/2009 |
| 303 REG | LD1001543 | FARMERS NATIONAL BANK, CANFIELD | 0.15 | 10/7/2011 | 0.15 | \$ 81,398.45 | \$ 81,398.45 | \$ 81,398.45 | 10/8/2009 |
| 303 REG | LD1001550 | COMMERCIAL & SAVINGS BANK, MILLE | 0.15 | 10/7/2011 | 0.15 | \$ 301,169.74 | \$ 301,169.74 | \$ 301,169.74 | 10/8/2009 |
| 303 REG | LD1001568 | CITIZENS SAVINGS BANK, MARTINS F | 0.15 | 10/7/2011 | 0.15 | \$ 25,047.73 | \$ 25,047.73 | \$ 25,047.73 | 10/9/2009 |
| 303 REG | LD1001576 | FIRST NATIONAL BANK, PANDORA | 0.15 | 10/13/2011 | 0.15 | \$ 400,000.00 | \$ 400,000.00 | \$ 400,000.00 | 10/13/2009 |
| 303 REG | LD1001584 | U.S. BANK, N.A. | 0.15 | 10/13/2011 | 0.15 | \$ 71,486.79 | \$ 71,486.79 | \$ 71,486.79 | 10/13/2009 |
| 303 REG | LD1001592 | U.S. BANK, N.A. | 0.15 | 10/13/2011 | 0.15 | \$ 174,009.12 | \$ 174,009.12 | \$ 174,009.12 | 10/13/2009 |
| 303 REG | LD1001600 | U.S. BANK, N.A. | 0.15 | 10/13/2011 | 0.15 | \$ 243,960.56 | \$ 243,960.56 | \$ 243,960.56 | 10/13/2009 |
| 303 REG | LD1001618 | FORT JENNINGS STATE BANK | 0.15 | 10/13/2011 | 0.15 | \$ 57,579.36 | \$ 57,579.36 | \$ 57,579.36 | 10/13/2009 |
| 303 REG | LD1001626 | HUNTINGTON NATIONAL BANK, NA | 0.15 | 10/13/2011 | 0.15 | \$ 134,414.31 | \$ 134,414.31 | \$ 134,414.31 | 10/13/2009 |
| 303 REG | LD1001634 | CORTLAND SAVINGS & BANKING CO | 0.15 | 10/14/2011 | 0.15 | \$ 30,720.78 | \$ 30,720.78 | \$ 30,720.78 | 10/15/2009 |
| 303 REG | LD1001667 | FIRSTMERIT BANK, NA | 0.15 | 10/20/2011 | 0.15 | \$ 286,666.61 | \$ 286,666.61 | \$ 286,666.61 | 10/20/2009 |
| 303 REG | LD1001675 | FIRST FEDERAL BANK OFTHE MIDWEST | 0.15 | 10/20/2011 | 0.15 | \$ 100,000.00 | \$ 100,000.00 | \$ 100,000.00 | 10/20/2009 |
| 303 REG | LD1001683 | PARK NATIONAL BANK | 0.15 | 10/21/2011 | 0.15 | \$ 400,000.00 | \$ 400,000.00 | \$ 400,000.00 | 10/21/2009 |
| 303 REG | LD1001691 | FIRST FEDERAL BANK OFTHE MIDWEST | 0.15 | 10/21/2011 | 0.15 | \$ 21,428.82 | \$ 21,428.82 | \$ 21,428.82 | 10/21/2009 |
| 303 REG | LD1001709 | United Bank, div Park NB | 0.15 | 10/21/2011 | 0.15 | \$ 253,811.35 | \$ 253,811.35 | \$ 253,811.35 | 10/22/2009 |
| 303 REG | LD1001717 | FIRST MERCHANTS BANK N.A. | 0.15 | 10/26/2011 | 0.15 | \$ 369,040.90 | \$ 369,040.90 | \$ 369,040.90 | 10/26/2009 |
| 303 REG | LD1001725 | National Bank of Oak Harbor DNU | 0.15 | 10/26/2011 | 0.15 | \$ 213,397.27 | \$ 213,397.27 | \$ 213,397.27 | 10/26/2009 |
| 303 REG | LD1001733 | CITIZENS NATIONAL OF BLUFFTON | 0.15 | 10/26/2011 | 0.15 | \$ 125,617.78 | \$ 125,617.78 | \$ 125,617.78 | 10/26/2009 |
| 303 REG | LD1001741 | HEARTLAND BANK | 0.15 | 10/26/2011 | 0.15 | \$ 281,499.29 | \$ 281,499.29 | \$ 281,499.29 | 10/26/2009 |
| 303 REG | LD1001758 | OLD FORT BANKING COMPANY | 0.15 | 10/26/2011 | 0.15 | \$ 145,054.42 | \$ 145,054.42 | \$ 145,054.42 | 10/26/2009 |

INVS_MONTHEND_INVENTORY
 VisualQED
 INVENTORY
 SETTLEMENT
 7/29/2011

JOSH MANDEL
 TREASURER, STATE OF OHIO

INVESTMENT INVENTORY
 SETTLED POSITIONS AS OF: 07/29/11

| FUND | CUSIP | DESCRIPTION | RATE | MATURITY | YIELD | PAR AMOUNT | BOOK VALUE | MARKET VALUE | 1ST PUR |
|---------|-----------|----------------------------------|------|------------|-------|---------------|---------------|---------------|------------|
| 303 REG | LD1001766 | WESTFIELD BANK, FSB | 0.15 | 10/27/2011 | 0.15 | \$ 111,724.19 | \$ 111,724.19 | \$ 111,724.19 | 10/27/2009 |
| 303 REG | LD1001774 | SAVINGS BANK | 0.15 | 10/27/2011 | 0.15 | \$ 268,213.13 | \$ 268,213.13 | \$ 268,213.13 | 10/27/2009 |
| 303 REG | LD1001790 | U.S. BANK, N.A. | 0.15 | 10/28/2011 | 0.15 | \$ 292,472.53 | \$ 292,472.53 | \$ 292,472.53 | 10/29/2009 |
| 303 REG | LD1001808 | United Bank, div Park NB | 0.15 | 10/28/2011 | 0.15 | \$ 70,706.53 | \$ 70,706.53 | \$ 70,706.53 | 10/29/2009 |
| 303 REG | LD1001816 | COMMERCIAL & SAVINGS BANK, MILLE | 0.15 | 10/28/2011 | 0.15 | \$ 198,459.69 | \$ 198,459.69 | \$ 198,459.69 | 10/30/2009 |
| 303 REG | LD1001824 | Second NB, div Park NB | 0.15 | 10/28/2011 | 0.15 | \$ 22,622.77 | \$ 22,622.77 | \$ 22,622.77 | 10/30/2009 |
| 303 REG | LD1001832 | OLD FORT BANKING COMPANY | 0.15 | 10/28/2011 | 0.15 | \$ 332,172.29 | \$ 332,172.29 | \$ 332,172.29 | 10/30/2009 |
| 303 REG | LD1001840 | CORTLAND SAVINGS & BANKING CO | 0.15 | 10/28/2011 | 0.15 | \$ 76,700.99 | \$ 76,700.99 | \$ 76,700.99 | 10/30/2009 |
| 303 REG | LD1001857 | LAKE NATIONAL BANK | 0.15 | 10/28/2011 | 0.15 | \$ 285,519.70 | \$ 285,519.70 | \$ 285,519.70 | 10/30/2009 |
| 303 REG | LD1001865 | KILLBUCK SAVINGS BANK CO. | 0.15 | 11/2/2011 | 0.15 | \$ 22,183.19 | \$ 22,183.19 | \$ 22,183.19 | 11/2/2009 |
| 303 REG | LD1001873 | CROGHAN COLONIAL BANK | 0.15 | 11/2/2011 | 0.15 | \$ 400,000.00 | \$ 400,000.00 | \$ 400,000.00 | 11/2/2009 |
| 303 REG | LD1001881 | COMMERCIAL SAVINGS BANK, UPPER S | 0.15 | 11/4/2011 | 0.15 | \$ 81,806.83 | \$ 81,806.83 | \$ 81,806.83 | 11/4/2009 |
| 303 REG | LD1001899 | CITIZENS NATIONAL OF BLUFFTON | 0.15 | 11/4/2011 | 0.15 | \$ 22,318.27 | \$ 22,318.27 | \$ 22,318.27 | 11/4/2009 |
| 303 REG | LD1001907 | CONSUMERS NATIONAL BANK | 0.15 | 11/4/2011 | 0.15 | \$ 380,052.24 | \$ 380,052.24 | \$ 380,052.24 | 11/4/2009 |
| 303 REG | LD1001915 | Century NB, div Park NB | 0.15 | 11/4/2011 | 0.15 | \$ 400,000.00 | \$ 400,000.00 | \$ 400,000.00 | 11/4/2009 |
| 303 REG | LD1001923 | FARMERS NATIONAL BANK, CANFIELD | 0.15 | 11/4/2011 | 0.15 | \$ 221,752.24 | \$ 221,752.24 | \$ 221,752.24 | 11/5/2009 |
| 303 REG | LD1001949 | COMMERCIAL & SAVINGS BANK, MILLE | 0.15 | 11/10/2011 | 0.15 | \$ 378,739.57 | \$ 378,739.57 | \$ 378,739.57 | 11/10/2009 |
| 303 REG | LD1001956 | FAHEY BANKING COMPANY | 0.15 | 11/10/2011 | 0.15 | \$ 191,823.31 | \$ 191,823.31 | \$ 191,823.31 | 11/10/2009 |
| 303 REG | LD1001964 | FIRST NATIONAL BANK, PANDORA | 0.15 | 11/10/2011 | 0.15 | \$ 135,736.92 | \$ 135,736.92 | \$ 135,736.92 | 11/10/2009 |
| 303 REG | LD1001972 | FARMERS NATIONAL BANK, CANFIELD | 0.15 | 11/10/2011 | 0.15 | \$ 259,895.34 | \$ 259,895.34 | \$ 259,895.34 | 11/10/2009 |
| 303 REG | LD1001980 | OSGOOD STATE BANK | 0.15 | 11/10/2011 | 0.15 | \$ 46,747.58 | \$ 46,747.58 | \$ 46,747.58 | 11/10/2009 |
| 303 REG | LD1001998 | MUTUAL FEDERAL SAVINGS | 0.15 | 11/10/2011 | 0.15 | \$ 49,902.72 | \$ 49,902.72 | \$ 49,902.72 | 11/12/2009 |
| 303 REG | LD1002004 | KINGSTON NATIONAL BANK | 0.15 | 11/10/2011 | 0.15 | \$ 169,212.43 | \$ 169,212.43 | \$ 169,212.43 | 11/13/2009 |
| 303 REG | LD1002012 | STATE BANK & TRUST COMPANY | 0.15 | 11/10/2011 | 0.15 | \$ 88,642.47 | \$ 88,642.47 | \$ 88,642.47 | 11/13/2009 |
| 303 REG | LD1002020 | FORT JENNINGS STATE BANK | 0.15 | 11/10/2011 | 0.15 | \$ 59,815.90 | \$ 59,815.90 | \$ 59,815.90 | 11/13/2009 |
| 303 REG | LD1002038 | FORT JENNINGS STATE BANK | 0.15 | 11/16/2011 | 0.15 | \$ 266,342.78 | \$ 266,342.78 | \$ 266,342.78 | 11/16/2009 |
| 303 REG | LD1002046 | SUTTON BANK | 0.15 | 11/16/2011 | 0.15 | \$ 22,346.67 | \$ 22,346.67 | \$ 22,346.67 | 11/16/2009 |
| 303 REG | LD1002053 | SUTTON BANK | 0.15 | 11/16/2011 | 0.15 | \$ 18,264.16 | \$ 18,264.16 | \$ 18,264.16 | 11/16/2009 |
| 303 REG | LD1002079 | U.S. BANK, N.A. | 0.15 | 11/18/2011 | 0.15 | \$ 138,207.17 | \$ 138,207.17 | \$ 138,207.17 | 11/18/2009 |
| 303 REG | LD1002087 | FIRST FEDERAL BANK OFTHE MIDWEST | 0.15 | 11/18/2011 | 0.15 | \$ 45,226.68 | \$ 45,226.68 | \$ 45,226.68 | 11/18/2009 |
| 303 REG | LD1002095 | FIRST FEDERAL BANK OFTHE MIDWEST | 0.15 | 11/18/2011 | 0.15 | \$ 183,897.14 | \$ 183,897.14 | \$ 183,897.14 | 11/19/2009 |
| 303 REG | LD1002103 | OLD FORT BANKING COMPANY | 0.15 | 11/18/2011 | 0.15 | \$ 163,923.36 | \$ 163,923.36 | \$ 163,923.36 | 11/19/2009 |
| 303 REG | LD1002111 | FARMERS NATIONAL BANK, CANFIELD | 0.15 | 11/18/2011 | 0.15 | \$ 242,384.12 | \$ 242,384.12 | \$ 242,384.12 | 11/19/2009 |
| 303 REG | LD1002137 | CITIZENS SAVINGS BANK, MARTINS F | 0.15 | 11/23/2011 | 0.15 | \$ 62,551.58 | \$ 62,551.58 | \$ 62,551.58 | 11/23/2009 |
| 303 REG | LD1002145 | COMMERCIAL SAVINGS BANK, UPPER S | 0.15 | 11/23/2011 | 0.15 | \$ 229,970.21 | \$ 229,970.21 | \$ 229,970.21 | 11/23/2009 |
| 303 REG | LD1002152 | COMMERCIAL & SAVINGS BANK, MILLE | 0.15 | 11/23/2011 | 0.15 | \$ 139,992.24 | \$ 139,992.24 | \$ 139,992.24 | 11/23/2009 |
| 303 REG | LD1002160 | OLD FORT BANKING COMPANY | 0.15 | 11/23/2011 | 0.15 | \$ 44,919.44 | \$ 44,919.44 | \$ 44,919.44 | 11/24/2009 |
| 303 REG | LD1002178 | HUNTINGTON NATIONAL BANK, NA | 0.15 | 11/23/2011 | 0.15 | \$ 23,029.38 | \$ 23,029.38 | \$ 23,029.38 | 11/24/2009 |
| 303 REG | LD1002186 | ST. HENRY BANK | 0.15 | 11/23/2011 | 0.15 | \$ 253,563.83 | \$ 253,563.83 | \$ 253,563.83 | 11/25/2009 |
| 303 REG | LD1002194 | PARK NATIONAL BANK | 0.15 | 11/23/2011 | 0.15 | \$ 155,151.62 | \$ 155,151.62 | \$ 155,151.62 | 11/25/2009 |
| 303 REG | LD1002210 | WESTFIELD BANK, FSB | 0.15 | 12/2/2011 | 0.15 | \$ 400,000.00 | \$ 400,000.00 | \$ 400,000.00 | 12/2/2009 |
| 303 REG | LD1002228 | CORTLAND SAVINGS & BANKING CO | 0.15 | 12/2/2011 | 0.15 | \$ 47,824.86 | \$ 47,824.86 | \$ 47,824.86 | 12/3/2009 |
| 303 REG | LD1002236 | CORTLAND SAVINGS & BANKING CO | 0.15 | 12/2/2011 | 0.15 | \$ 215,980.12 | \$ 215,980.12 | \$ 215,980.12 | 12/3/2009 |
| 303 REG | LD1002244 | CITIZENS SAVINGS BANK, MARTINS F | 0.15 | 12/2/2011 | 0.15 | \$ 140,178.47 | \$ 140,178.47 | \$ 140,178.47 | 12/3/2009 |
| 303 REG | LD1002251 | CITIZENS SAVINGS BANK, MARTINS F | 0.15 | 12/2/2011 | 0.15 | \$ 118,763.17 | \$ 118,763.17 | \$ 118,763.17 | 12/3/2009 |
| 303 REG | LD1002269 | FARMERS & MERCHANTS STATE BANK | 0.15 | 12/2/2011 | 0.15 | \$ 35,442.19 | \$ 35,442.19 | \$ 35,442.19 | 12/3/2009 |
| 303 REG | LD1002277 | COMMERCIAL SAVINGS BANK, UPPER S | 0.15 | 12/2/2011 | 0.15 | \$ 59,818.90 | \$ 59,818.90 | \$ 59,818.90 | 12/4/2009 |
| 303 REG | LD1002327 | FARMERS & MERCHANTS STATE BANK | 0.15 | 12/9/2011 | 0.15 | \$ 302,503.41 | \$ 302,503.41 | \$ 302,503.41 | 12/9/2009 |
| 303 REG | LD1002335 | U.S. BANK, N.A. | 0.15 | 12/9/2011 | 0.15 | \$ 45,792.38 | \$ 45,792.38 | \$ 45,792.38 | 12/9/2009 |
| 303 REG | LD1002343 | HUNTINGTON NATIONAL BANK, NA | 0.15 | 12/9/2011 | 0.15 | \$ 123,103.13 | \$ 123,103.13 | \$ 123,103.13 | 12/9/2009 |
| 303 REG | LD1002350 | HUNTINGTON NATIONAL BANK, NA | 0.15 | 12/9/2011 | 0.15 | \$ 19,120.32 | \$ 19,120.32 | \$ 19,120.32 | 12/9/2009 |
| 303 REG | LD1002368 | KEYBANK, NA | 0.15 | 12/9/2011 | 0.15 | \$ 68,276.72 | \$ 68,276.72 | \$ 68,276.72 | 12/10/2009 |
| 303 REG | LD1002376 | CROGHAN COLONIAL BANK | 0.15 | 12/9/2011 | 0.15 | \$ 43,006.19 | \$ 43,006.19 | \$ 43,006.19 | 12/10/2009 |

INVS_MONTHEND_INVENTORY
 VisualQED
 INVENTORY
 SETTLEMENT
 7/29/2011

JOSH MANDEL
 TREASURER, STATE OF OHIO

INVESTMENT INVENTORY
 SETTLED POSITIONS AS OF: 07/29/11

| FUND | CUSIP | DESCRIPTION | RATE | MATURITY | YIELD | PAR AMOUNT | BOOK VALUE | MARKET VALUE | 1ST PUR |
|---------|-----------|-----------------------------------|------|------------|-------|---------------|---------------|---------------|------------|
| 303 REG | LD1002384 | OLD FORT BANKING COMPANY | 0.15 | 12/9/2011 | 0.15 | \$ 96,265.01 | \$ 96,265.01 | \$ 96,265.01 | 12/10/2009 |
| 303 REG | LD1002392 | OLD FORT BANKING COMPANY | 0.15 | 12/9/2011 | 0.15 | \$ 221,459.14 | \$ 221,459.14 | \$ 221,459.14 | 12/11/2009 |
| 303 REG | LD1002400 | FIRST FEDERAL BANK OF THE MIDWEST | 0.15 | 12/9/2011 | 0.15 | \$ 112,518.45 | \$ 112,518.45 | \$ 112,518.45 | 12/11/2009 |
| 303 REG | LD1002426 | Second NB, div Park NB | 0.15 | 12/14/2011 | 0.15 | \$ 118,467.28 | \$ 118,467.28 | \$ 118,467.28 | 12/14/2009 |
| 303 REG | LD1002434 | FARMERS & MERCHANTS STATE BANK | 0.15 | 12/14/2011 | 0.15 | \$ 68,330.96 | \$ 68,330.96 | \$ 68,330.96 | 12/14/2009 |
| 303 REG | LD1002442 | FARMERS & MERCHANTS STATE BANK | 0.15 | 12/14/2011 | 0.15 | \$ 171,745.61 | \$ 171,745.61 | \$ 171,745.61 | 12/14/2009 |
| 303 REG | LD1002467 | CITIZENS NATIONAL BANK, CHILLICO | 0.15 | 12/16/2011 | 0.15 | \$ 354,200.89 | \$ 354,200.89 | \$ 354,200.89 | 12/16/2009 |
| 303 REG | LD1002475 | LORAIN NATIONAL BANK | 0.15 | 12/16/2011 | 0.15 | \$ 42,793.74 | \$ 42,793.74 | \$ 42,793.74 | 12/16/2009 |
| 303 REG | LD1002483 | WESTFIELD BANK, FSB | 0.15 | 12/16/2011 | 0.15 | \$ 150,000.00 | \$ 150,000.00 | \$ 150,000.00 | 12/17/2009 |
| 303 REG | LD1002491 | CITIZENS NATIONAL OF BLUFFTON | 0.15 | 12/16/2011 | 0.15 | \$ 308,944.38 | \$ 308,944.38 | \$ 308,944.38 | 12/17/2009 |
| 303 REG | LD1002509 | OLD FORT BANKING COMPANY | 0.15 | 12/16/2011 | 0.15 | \$ 354,885.62 | \$ 354,885.62 | \$ 354,885.62 | 12/17/2009 |
| 303 REG | LD1002517 | FIRST FEDERAL BANK OF THE MIDWEST | 0.15 | 12/16/2011 | 0.15 | \$ 400,000.00 | \$ 400,000.00 | \$ 400,000.00 | 12/17/2009 |
| 303 REG | LD1002525 | FARMERS NATIONAL BANK, CANFIELD | 0.15 | 12/16/2011 | 0.15 | \$ 149,909.42 | \$ 149,909.42 | \$ 149,909.42 | 12/18/2009 |
| 303 REG | LD1002533 | FARMERS & MERCHANTS STATE BANK | 0.15 | 12/16/2011 | 0.15 | \$ 59,437.83 | \$ 59,437.83 | \$ 59,437.83 | 12/18/2009 |
| 303 REG | LD1002541 | MINSTER BANK | 0.15 | 12/16/2011 | 0.15 | \$ 205,576.63 | \$ 205,576.63 | \$ 205,576.63 | 12/18/2009 |
| 303 REG | LD1002558 | U.S. BANK, N.A. | 0.15 | 12/21/2011 | 0.15 | \$ 137,283.97 | \$ 137,283.97 | \$ 137,283.97 | 12/21/2009 |
| 303 REG | LD1002566 | PARK NATIONAL BANK | 0.15 | 12/21/2011 | 0.15 | \$ 355,074.51 | \$ 355,074.51 | \$ 355,074.51 | 12/21/2009 |
| 303 REG | LD1002574 | Second NB, div Park NB | 0.15 | 12/21/2011 | 0.15 | \$ 94,150.57 | \$ 94,150.57 | \$ 94,150.57 | 12/21/2009 |
| 303 REG | LD1002582 | CROGHAN COLONIAL BANK | 0.15 | 12/21/2011 | 0.15 | \$ 74,143.16 | \$ 74,143.16 | \$ 74,143.16 | 12/21/2009 |
| 303 REG | LD1002590 | Second NB, div Park NB | 0.15 | 12/22/2011 | 0.15 | \$ 379,404.80 | \$ 379,404.80 | \$ 379,404.80 | 12/22/2009 |
| 303 REG | LD1002608 | OLD FORT BANKING COMPANY | 0.15 | 12/22/2011 | 0.15 | \$ 114,774.54 | \$ 114,774.54 | \$ 114,774.54 | 12/22/2009 |
| 303 REG | LD1002616 | RICHWOOD BANKING COMPANY | 0.15 | 12/22/2011 | 0.15 | \$ 302,547.78 | \$ 302,547.78 | \$ 302,547.78 | 12/22/2009 |
| 303 REG | LD1002624 | FIRST CITIZENS NATIONAL BANK | 0.15 | 12/23/2011 | 0.15 | \$ 359,189.06 | \$ 359,189.06 | \$ 359,189.06 | 12/23/2009 |
| 303 REG | LD1002632 | Second NB, div Park NB | 0.15 | 12/23/2011 | 0.15 | \$ 28,889.28 | \$ 28,889.28 | \$ 28,889.28 | 12/24/2009 |
| 303 REG | LD1002640 | Second NB, div Park NB | 0.15 | 12/23/2011 | 0.15 | \$ 20,678.08 | \$ 20,678.08 | \$ 20,678.08 | 12/24/2009 |
| 303 REG | LD1002657 | FARMERS & MERCHANTS STATE BANK | 0.15 | 12/29/2011 | 0.15 | \$ 107,648.67 | \$ 107,648.67 | \$ 107,648.67 | 12/29/2009 |
| 303 REG | LD1002665 | FIRST CITIZENS NATIONAL BANK | 0.15 | 12/30/2011 | 0.15 | \$ 400,000.00 | \$ 400,000.00 | \$ 400,000.00 | 12/30/2009 |
| 303 REG | LD1002673 | HUNTINGTON NATIONAL BANK, NA | 0.15 | 12/30/2011 | 0.15 | \$ 318,471.24 | \$ 318,471.24 | \$ 318,471.24 | 12/30/2009 |
| 303 REG | LD1002681 | FIRST STATE BANK OF ADAMS COUNTY | 0.15 | 12/30/2011 | 0.15 | \$ 246,886.83 | \$ 246,886.83 | \$ 246,886.83 | 12/30/2009 |
| 303 REG | LD1002699 | HUNTINGTON NATIONAL BANK, NA | 0.15 | 1/4/2012 | 0.15 | \$ 332,182.43 | \$ 332,182.43 | \$ 332,182.43 | 1/4/2010 |
| 303 REG | LD1002707 | U.S. BANK, N.A. | 0.15 | 1/6/2012 | 0.15 | \$ 119,004.03 | \$ 119,004.03 | \$ 119,004.03 | 1/6/2010 |
| 303 REG | LD1002715 | U.S. BANK, N.A. | 0.15 | 1/6/2012 | 0.15 | \$ 88,254.62 | \$ 88,254.62 | \$ 88,254.62 | 1/6/2010 |
| 303 REG | LD1002723 | CITIZENS NATIONAL OF BLUFFTON | 0.15 | 1/6/2012 | 0.15 | \$ 328,950.79 | \$ 328,950.79 | \$ 328,950.79 | 1/6/2010 |
| 303 REG | LD1002731 | GREENVILLE NATIONAL BANK | 0.15 | 1/6/2012 | 0.15 | \$ 74,685.53 | \$ 74,685.53 | \$ 74,685.53 | 1/6/2010 |
| 303 REG | LD1002764 | CROGHAN COLONIAL BANK | 0.15 | 1/6/2012 | 0.15 | \$ 92,033.56 | \$ 92,033.56 | \$ 92,033.56 | 1/8/2010 |
| 303 REG | LD1002772 | FIRST FEDERAL BANK OF THE MIDWEST | 0.15 | 1/6/2012 | 0.15 | \$ 58,979.41 | \$ 58,979.41 | \$ 58,979.41 | 1/8/2010 |
| 303 REG | LD1002780 | Second NB, div Park NB | 0.15 | 1/11/2012 | 0.15 | \$ 146,444.38 | \$ 146,444.38 | \$ 146,444.38 | 1/11/2010 |
| 303 REG | LD1002798 | FARMERS NATIONAL BANK, CANFIELD | 0.15 | 1/12/2012 | 0.15 | \$ 179,953.08 | \$ 179,953.08 | \$ 179,953.08 | 1/12/2010 |
| 303 REG | LD1002806 | CROGHAN COLONIAL BANK | 0.15 | 1/12/2012 | 0.15 | \$ 325,879.36 | \$ 325,879.36 | \$ 325,879.36 | 1/12/2010 |
| 303 REG | LD1002814 | FIRST NATIONAL BANK, PANDORA | 0.15 | 1/12/2012 | 0.15 | \$ 125,101.44 | \$ 125,101.44 | \$ 125,101.44 | 1/12/2010 |
| 303 REG | LD1002822 | HUNTINGTON NATIONAL BANK, NA | 0.15 | 1/13/2012 | 0.15 | \$ 56,075.42 | \$ 56,075.42 | \$ 56,075.42 | 1/13/2010 |
| 303 REG | LD1002830 | HUNTINGTON NATIONAL BANK, NA | 0.15 | 1/13/2012 | 0.15 | \$ 170,705.62 | \$ 170,705.62 | \$ 170,705.62 | 1/13/2010 |
| 303 REG | LD1002848 | U.S. BANK, N.A. | 0.15 | 1/13/2012 | 0.15 | \$ 400,000.00 | \$ 400,000.00 | \$ 400,000.00 | 1/13/2010 |
| 303 REG | LD1002855 | U.S. BANK, N.A. | 0.15 | 1/13/2012 | 0.15 | \$ 180,453.61 | \$ 180,453.61 | \$ 180,453.61 | 1/13/2010 |
| 303 REG | LD1002863 | HUNTINGTON NATIONAL BANK, NA | 0.15 | 1/13/2012 | 0.15 | \$ 281,227.92 | \$ 281,227.92 | \$ 281,227.92 | 1/14/2010 |
| 303 REG | LD1002871 | HUNTINGTON NATIONAL BANK, NA | 0.15 | 1/13/2012 | 0.15 | \$ 400,000.00 | \$ 400,000.00 | \$ 400,000.00 | 1/14/2010 |
| 303 REG | LD1002889 | CITIZENS NATIONAL OF BLUFFTON | 0.15 | 1/13/2012 | 0.15 | \$ 200,000.00 | \$ 200,000.00 | \$ 200,000.00 | 1/14/2010 |
| 303 REG | LD1002897 | STATE BANK & TRUST COMPANY | 0.15 | 1/19/2012 | 0.15 | \$ 185,348.91 | \$ 185,348.91 | \$ 185,348.91 | 1/19/2010 |
| 303 REG | LD1002905 | OLD FORT BANKING COMPANY | 0.15 | 1/20/2012 | 0.15 | \$ 251,389.69 | \$ 251,389.69 | \$ 251,389.69 | 1/20/2010 |
| 303 REG | LD1002913 | CORTLAND SAVINGS & BANKING CO | 0.15 | 1/20/2012 | 0.15 | \$ 132,607.06 | \$ 132,607.06 | \$ 132,607.06 | 1/21/2010 |
| 303 REG | LD1002921 | HUNTINGTON NATIONAL BANK, NA | 0.15 | 1/20/2012 | 0.15 | \$ 148,805.11 | \$ 148,805.11 | \$ 148,805.11 | 1/21/2010 |
| 303 REG | LD1002939 | Second NB, div Park NB | 0.15 | 1/20/2012 | 0.15 | \$ 196,265.73 | \$ 196,265.73 | \$ 196,265.73 | 1/22/2010 |
| 303 REG | LD1002947 | OLD FORT BANKING COMPANY | 0.15 | 1/20/2012 | 0.15 | \$ 398,142.93 | \$ 398,142.93 | \$ 398,142.93 | 1/22/2010 |

INVS_MONTHEND_INVENTORY
 VisualQED
 INVENTORY
 SETTLEMENT
 7/29/2011

JOSH MANDEL
 TREASURER, STATE OF OHIO

INVESTMENT INVENTORY
 SETTLED POSITIONS AS OF: 07/29/11

| FUND | CUSIP | DESCRIPTION | RATE | MATURITY | YIELD | PAR AMOUNT | BOOK VALUE | MARKET VALUE | 1ST PUR |
|---------|-----------|----------------------------------|------|-----------|-------|---------------|---------------|---------------|-----------|
| 303 REG | LD1002954 | FIRST NATIONAL BANK, PANDORA | 0.15 | 1/25/2012 | 0.15 | \$ 167,012.93 | \$ 167,012.93 | \$ 167,012.93 | 1/25/2010 |
| 303 REG | LD1002962 | Second NB, div Park NB | 0.15 | 1/25/2012 | 0.15 | \$ 122,472.91 | \$ 122,472.91 | \$ 122,472.91 | 1/25/2010 |
| 303 REG | LD1002970 | FIRST CITIZENS NATIONAL BANK | 0.15 | 1/25/2012 | 0.15 | \$ 93,758.81 | \$ 93,758.81 | \$ 93,758.81 | 1/25/2010 |
| 303 REG | LD1002988 | HUNTINGTON NATIONAL BANK, NA | 0.15 | 1/26/2012 | 0.15 | \$ 16,516.54 | \$ 16,516.54 | \$ 16,516.54 | 1/26/2010 |
| 303 REG | LD1002996 | SUTTON BANK | 0.15 | 1/26/2012 | 0.15 | \$ 142,459.29 | \$ 142,459.29 | \$ 142,459.29 | 1/26/2010 |
| 303 REG | LD1003002 | FARMERS CITIZENS BANK, BUCYRUS | 0.15 | 1/27/2012 | 0.15 | \$ 112,838.96 | \$ 112,838.96 | \$ 112,838.96 | 1/27/2010 |
| 303 REG | LD1003010 | SUTTON BANK | 0.15 | 1/27/2012 | 0.15 | \$ 289,891.77 | \$ 289,891.77 | \$ 289,891.77 | 1/27/2010 |
| 303 REG | LD1003036 | HUNTINGTON NATIONAL BANK, NA | 0.15 | 1/27/2012 | 0.15 | \$ 137,808.35 | \$ 137,808.35 | \$ 137,808.35 | 1/28/2010 |
| 303 REG | LD1003044 | WESTFIELD BANK, FSB | 0.15 | 1/27/2012 | 0.15 | \$ 219,559.86 | \$ 219,559.86 | \$ 219,559.86 | 1/28/2010 |
| 303 REG | LD1003051 | Second NB, div Park NB | 0.15 | 2/1/2012 | 0.15 | \$ 69,957.99 | \$ 69,957.99 | \$ 69,957.99 | 2/1/2010 |
| 303 REG | LD1003069 | Second NB, div Park NB | 0.15 | 2/1/2012 | 0.15 | \$ 137,966.85 | \$ 137,966.85 | \$ 137,966.85 | 2/1/2010 |
| 303 REG | LD1003077 | 1ST NATIONAL COMMUNITY BANK | 0.15 | 2/2/2012 | 0.15 | \$ 93,677.40 | \$ 93,677.40 | \$ 93,677.40 | 2/2/2010 |
| 303 REG | LD1003085 | 1ST NATIONAL COMMUNITY BANK | 0.15 | 2/2/2012 | 0.15 | \$ 218,439.97 | \$ 218,439.97 | \$ 218,439.97 | 2/2/2010 |
| 303 REG | LD1003093 | AMERICAN SAVINGS BANK, FSB | 0.15 | 2/2/2012 | 0.15 | \$ 69,517.49 | \$ 69,517.49 | \$ 69,517.49 | 2/2/2010 |
| 303 REG | LD1003101 | FARMERS & MERCHANTS STATE BANK | 0.15 | 2/3/2012 | 0.15 | \$ 166,646.49 | \$ 166,646.49 | \$ 166,646.49 | 2/3/2010 |
| 303 REG | LD1003119 | FIRST CITIZENS NATIONAL BANK | 0.15 | 2/3/2012 | 0.15 | \$ 12,389.91 | \$ 12,389.91 | \$ 12,389.91 | 2/3/2010 |
| 303 REG | LD1003127 | FIRST CITIZENS NATIONAL BANK | 0.15 | 2/3/2012 | 0.15 | \$ 292,860.13 | \$ 292,860.13 | \$ 292,860.13 | 2/3/2010 |
| 303 REG | LD1003135 | COMMERCIAL SAVINGS BANK, UPPER S | 0.15 | 2/3/2012 | 0.15 | \$ 89,993.65 | \$ 89,993.65 | \$ 89,993.65 | 2/3/2010 |
| 303 REG | LD1003143 | FARMERS NATIONAL BANK, CANFIELD | 0.15 | 2/3/2012 | 0.15 | \$ 123,449.82 | \$ 123,449.82 | \$ 123,449.82 | 2/4/2010 |
| 303 REG | LD1003150 | CONSUMERS NATIONAL BANK | 0.15 | 2/3/2012 | 0.15 | \$ 139,443.29 | \$ 139,443.29 | \$ 139,443.29 | 2/3/2010 |
| 303 REG | LD1003176 | WESBANCO BANK, INC | 0.15 | 2/8/2012 | 0.15 | \$ 386,004.86 | \$ 386,004.86 | \$ 386,004.86 | 2/8/2010 |
| 303 REG | LD1003184 | SIGNATURE BANK, N.A. | 0.15 | 2/9/2012 | 0.15 | \$ 138,260.93 | \$ 138,260.93 | \$ 138,260.93 | 2/9/2010 |
| 303 REG | LD1003192 | HUNTINGTON NATIONAL BANK, NA | 0.15 | 2/10/2012 | 0.15 | \$ 92,476.53 | \$ 92,476.53 | \$ 92,476.53 | 2/12/2010 |
| 303 REG | LD1003218 | FIRST CITIZENS NATIONAL BANK | 0.15 | 2/10/2012 | 0.15 | \$ 8,705.98 | \$ 8,705.98 | \$ 8,705.98 | 2/12/2010 |
| 303 REG | LD1003226 | OLD FORT BANKING COMPANY | 0.15 | 2/16/2012 | 0.15 | \$ 253,774.71 | \$ 253,774.71 | \$ 253,774.71 | 2/16/2010 |
| 303 REG | LD1003234 | HOME LOAN SAVINGS BANK | 0.15 | 2/16/2012 | 0.15 | \$ 59,702.71 | \$ 59,702.71 | \$ 59,702.71 | 2/16/2010 |
| 303 REG | LD1003242 | FIRST MERCHANTS BANK N.A. | 0.15 | 2/16/2012 | 0.15 | \$ 400,000.00 | \$ 400,000.00 | \$ 400,000.00 | 2/16/2010 |
| 303 REG | LD1003259 | OSGOOD STATE BANK | 0.15 | 2/17/2012 | 0.15 | \$ 12,196.30 | \$ 12,196.30 | \$ 12,196.30 | 2/18/2010 |
| 303 REG | LD1003267 | FIRST CITIZENS NATIONAL BANK | 0.15 | 2/17/2012 | 0.15 | \$ 82,097.29 | \$ 82,097.29 | \$ 82,097.29 | 2/18/2010 |
| 303 REG | LD1003275 | CITIZENS NATIONAL OF BLUFFTON | 0.15 | 2/17/2012 | 0.15 | \$ 375,734.92 | \$ 375,734.92 | \$ 375,734.92 | 2/19/2010 |
| 303 REG | LD1003283 | CITIZENS SAVINGS BANK, MARTINS F | 0.15 | 2/17/2012 | 0.15 | \$ 214,740.54 | \$ 214,740.54 | \$ 214,740.54 | 2/19/2010 |
| 303 REG | LD1003291 | WESTFIELD BANK, FSB | 0.15 | 2/22/2012 | 0.15 | \$ 400,000.00 | \$ 400,000.00 | \$ 400,000.00 | 2/22/2010 |
| 303 REG | LD1003309 | HOME SAVINGS BANK, KENT | 0.15 | 2/23/2012 | 0.15 | \$ 325,649.48 | \$ 325,649.48 | \$ 325,649.48 | 2/23/2010 |
| 303 REG | LD1003317 | SIGNATURE BANK, N.A. | 0.15 | 2/23/2012 | 0.15 | \$ 155,249.97 | \$ 155,249.97 | \$ 155,249.97 | 2/23/2010 |
| 303 REG | LD1003325 | PORTAGE COMMUNITY BANK | 0.15 | 2/23/2012 | 0.15 | \$ 234,143.39 | \$ 234,143.39 | \$ 234,143.39 | 2/23/2010 |
| 303 REG | LD1003333 | WESTFIELD BANK, FSB | 0.15 | 2/24/2012 | 0.15 | \$ 400,000.00 | \$ 400,000.00 | \$ 400,000.00 | 2/24/2011 |
| 303 REG | LD1003341 | FIRST FINANCIAL BANK, NA | 0.15 | 2/24/2012 | 0.15 | \$ 42,621.22 | \$ 42,621.22 | \$ 42,621.22 | 2/24/2010 |
| 303 REG | LD1003358 | FIRST FEDERAL COMMUNITY BK DOVER | 0.15 | 2/24/2012 | 0.15 | \$ 243,534.49 | \$ 243,534.49 | \$ 243,534.49 | 2/24/2010 |
| 303 REG | LD1003366 | FIRST FEDERAL COMMUNITY BK DOVER | 0.15 | 2/24/2012 | 0.15 | \$ 323,498.46 | \$ 323,498.46 | \$ 323,498.46 | 2/24/2010 |
| 303 REG | LD1003374 | FIRST CITIZENS NATIONAL BANK | 0.15 | 2/24/2012 | 0.15 | \$ 78,772.18 | \$ 78,772.18 | \$ 78,772.18 | 2/25/2010 |
| 303 REG | LD1003382 | OLD FORT BANKING COMPANY | 0.15 | 2/24/2012 | 0.15 | \$ 18,029.76 | \$ 18,029.76 | \$ 18,029.76 | 2/26/2010 |
| 303 REG | LD1003390 | LIBERTY NATIONAL BANK | 0.15 | 3/1/2012 | 0.15 | \$ 392,431.39 | \$ 392,431.39 | \$ 392,431.39 | 3/1/2010 |
| 303 REG | LD1003408 | HUNTINGTON NATIONAL BANK, NA | 0.15 | 3/2/2012 | 0.15 | \$ 338,077.17 | \$ 338,077.17 | \$ 338,077.17 | 3/2/2010 |
| 303 REG | LD1003416 | U.S. BANK, N.A. | 0.15 | 3/2/2012 | 0.15 | \$ 30,067.69 | \$ 30,067.69 | \$ 30,067.69 | 3/2/2010 |
| 303 REG | LD1003424 | U.S. BANK, N.A. | 0.15 | 3/2/2012 | 0.15 | \$ 40,744.63 | \$ 40,744.63 | \$ 40,744.63 | 3/2/2010 |
| 303 REG | LD1003432 | AMERICAN SAVINGS BANK, FSB | 0.15 | 3/2/2012 | 0.15 | \$ 130,238.44 | \$ 130,238.44 | \$ 130,238.44 | 3/2/2010 |
| 303 REG | LD1003440 | FIRST FINANCIAL BANK, NA | 0.15 | 3/2/2012 | 0.15 | \$ 354,250.65 | \$ 354,250.65 | \$ 354,250.65 | 3/4/2010 |
| 303 REG | LD1003457 | HUNTINGTON NATIONAL BANK, NA | 0.15 | 3/5/2012 | 0.15 | \$ 290,118.02 | \$ 290,118.02 | \$ 290,118.02 | 3/5/2010 |
| 303 REG | LD1003465 | CROGHAN COLONIAL BANK | 0.15 | 3/5/2012 | 0.15 | \$ 14,150.00 | \$ 14,150.00 | \$ 14,150.00 | 3/5/2010 |
| 303 REG | LD1003473 | U.S. BANK, N.A. | 0.15 | 3/9/2012 | 0.15 | \$ 300,000.00 | \$ 300,000.00 | \$ 300,000.00 | 3/9/2010 |
| 303 REG | LD1003481 | CF BANK * | 0.15 | 3/9/2012 | 0.15 | \$ 11,663.42 | \$ 11,663.42 | \$ 11,663.42 | 3/11/2010 |
| 303 REG | LD1003499 | OHIO VALLEY BANK COMPANY | 0.15 | 3/12/2012 | 0.15 | \$ 394,149.29 | \$ 394,149.29 | \$ 394,149.29 | 3/12/2010 |
| 303 REG | LD1003507 | SIGNATURE BANK, N.A. | 0.15 | 3/12/2012 | 0.15 | \$ 109,175.75 | \$ 109,175.75 | \$ 109,175.75 | 3/12/2010 |

INVS_MONTHEND_INVENTORY
 VisualQED
 INVENTORY
 SETTLEMENT
 7/29/2011

JOSH MANDEL
 TREASURER, STATE OF OHIO

INVESTMENT INVENTORY
 SETTLED POSITIONS AS OF: 07/29/11

| FUND | CUSIP | DESCRIPTION | RATE | MATURITY | YIELD | PAR AMOUNT | BOOK VALUE | MARKET VALUE | 1ST PUR |
|---------|-----------|----------------------------------|------|-----------|-------|---------------|---------------|---------------|-----------|
| 303 REG | LD1003515 | CITIZENS NATIONAL OF BLUFFTON | 0.15 | 3/12/2012 | 0.15 | \$ 140,153.35 | \$ 140,153.35 | \$ 140,153.35 | 3/12/2010 |
| 303 REG | LD1100774 | U.S. BANK, N.A. | 0.15 | 3/14/2012 | 0.15 | \$ 363,887.37 | \$ 363,887.37 | \$ 363,887.37 | 8/3/2010 |
| 303 REG | LD1003523 | VINTON COUNTY NATIONAL BANK | 0.15 | 3/15/2012 | 0.15 | \$ 400,000.00 | \$ 400,000.00 | \$ 400,000.00 | 3/15/2010 |
| 303 REG | LD1003531 | PARK NATIONAL BANK | 0.15 | 3/15/2012 | 0.15 | \$ 80,506.94 | \$ 80,506.94 | \$ 80,506.94 | 3/15/2010 |
| 303 REG | LD1003549 | AMERICAN SAVINGS BANK, FSB | 0.15 | 3/16/2012 | 0.15 | \$ 300,000.00 | \$ 300,000.00 | \$ 300,000.00 | 3/16/2010 |
| 303 REG | LD1003556 | FIRST CITIZENS NATIONAL BANK | 0.15 | 3/16/2012 | 0.15 | \$ 63,008.64 | \$ 63,008.64 | \$ 63,008.64 | 3/16/2010 |
| 303 REG | LD1003564 | PNC BANK, NA | 0.15 | 3/16/2012 | 0.15 | \$ 400,000.00 | \$ 400,000.00 | \$ 400,000.00 | 3/17/2010 |
| 303 REG | LD1003572 | National Bank of Oak Harbor DNU | 0.15 | 3/16/2012 | 0.15 | \$ 135,227.20 | \$ 135,227.20 | \$ 135,227.20 | 3/18/2010 |
| 303 REG | LD1003598 | UNION BANK COMPANY, COLS GROVE | 0.15 | 3/19/2012 | 0.15 | \$ 388,741.23 | \$ 388,741.23 | \$ 388,741.23 | 3/19/2010 |
| 303 REG | LD1003606 | HUNTINGTON NATIONAL BANK, NA | 0.15 | 3/22/2012 | 0.15 | \$ 291,670.00 | \$ 291,670.00 | \$ 291,670.00 | 3/22/2010 |
| 303 REG | LD1003614 | HUNTINGTON NATIONAL BANK, NA | 0.15 | 3/22/2012 | 0.15 | \$ 300,000.00 | \$ 300,000.00 | \$ 300,000.00 | 3/22/2010 |
| 303 REG | LD1003622 | HUNTINGTON NATIONAL BANK, NA | 0.15 | 3/22/2012 | 0.15 | \$ 179,999.96 | \$ 179,999.96 | \$ 179,999.96 | 3/22/2010 |
| 303 REG | LD1003630 | PARK NATIONAL BANK | 0.15 | 3/23/2012 | 0.15 | \$ 347,619.10 | \$ 347,619.10 | \$ 347,619.10 | 3/23/2010 |
| 303 REG | LD1003648 | CITIZENS SAVINGS BANK, MARTINS F | 0.15 | 3/23/2012 | 0.15 | \$ 228,765.52 | \$ 228,765.52 | \$ 228,765.52 | 3/24/2010 |
| 303 REG | LD1003655 | OLD FORT BANKING COMPANY | 0.15 | 3/23/2012 | 0.15 | \$ 270,849.98 | \$ 270,849.98 | \$ 270,849.98 | 3/24/2010 |
| 303 REG | LD1003663 | SIGNATURE BANK, N.A. | 0.15 | 3/23/2012 | 0.15 | \$ 32,846.11 | \$ 32,846.11 | \$ 32,846.11 | 3/25/2010 |
| 303 REG | LD1003671 | HEARTLAND BANK | 0.15 | 3/23/2012 | 0.15 | \$ 257,077.51 | \$ 257,077.51 | \$ 257,077.51 | 3/25/2010 |
| 303 REG | LD1003689 | Second NB, div Park NB | 0.15 | 3/26/2012 | 0.15 | \$ 23,170.62 | \$ 23,170.62 | \$ 23,170.62 | 3/26/2010 |
| 303 REG | LD1003697 | CITIZENS NATIONAL OF BLUFFTON | 0.15 | 3/26/2012 | 0.15 | \$ 301,471.25 | \$ 301,471.25 | \$ 301,471.25 | 3/26/2010 |
| 303 REG | LD1003705 | NORTH VALLEY BANK | 0.15 | 3/26/2012 | 0.15 | \$ 353,016.82 | \$ 353,016.82 | \$ 353,016.82 | 3/26/2010 |
| 303 REG | LD1003713 | FARMERS NATIONAL BANK, CANFIELD | 0.15 | 3/29/2012 | 0.15 | \$ 25,557.96 | \$ 25,557.96 | \$ 25,557.96 | 3/29/2010 |
| 303 REG | LD1003721 | FARMERS NATIONAL BANK, CANFIELD | 0.15 | 3/29/2012 | 0.15 | \$ 62,403.22 | \$ 62,403.22 | \$ 62,403.22 | 3/29/2010 |
| 303 REG | LD1003739 | U.S. BANK, N.A. | 0.15 | 3/30/2012 | 0.15 | \$ 57,104.74 | \$ 57,104.74 | \$ 57,104.74 | 3/30/2010 |
| 303 REG | LD1003747 | U.S. BANK, N.A. | 0.15 | 3/30/2012 | 0.15 | \$ 176,139.47 | \$ 176,139.47 | \$ 176,139.47 | 3/30/2010 |
| 303 REG | LD1003754 | LIBERTY NATIONAL BANK | 0.15 | 3/30/2012 | 0.15 | \$ 44,439.11 | \$ 44,439.11 | \$ 44,439.11 | 3/30/2010 |
| 303 REG | LD1003762 | Second NB, div Park NB | 0.15 | 3/30/2012 | 0.15 | \$ 114,239.97 | \$ 114,239.97 | \$ 114,239.97 | 3/30/2010 |
| 303 REG | LD1003770 | SIGNATURE BANK, N.A. | 0.15 | 3/30/2012 | 0.15 | \$ 27,151.36 | \$ 27,151.36 | \$ 27,151.36 | 3/31/2010 |
| 303 REG | LD1003788 | CITIZENS NATIONAL OF BLUFFTON | 0.15 | 3/30/2012 | 0.15 | \$ 155,752.07 | \$ 155,752.07 | \$ 155,752.07 | 3/31/2010 |
| 303 REG | LD1003796 | FIRST FINANCIAL BANK, NA | 0.15 | 3/30/2012 | 0.15 | \$ 138,459.91 | \$ 138,459.91 | \$ 138,459.91 | 3/31/2010 |
| 303 REG | LD1003804 | HOME SAVINGS BANK, KENT | 0.15 | 3/30/2012 | 0.15 | \$ 189,596.11 | \$ 189,596.11 | \$ 189,596.11 | 4/1/2010 |
| 303 REG | LD1003812 | GENOA BANKING COMPANY | 0.15 | 4/2/2012 | 0.15 | \$ 56,071.88 | \$ 56,071.88 | \$ 56,071.88 | 4/2/2010 |
| 303 REG | LD1003820 | FIRST NATIONAL BANK, PANDORA | 0.15 | 4/2/2012 | 0.15 | \$ 22,500.00 | \$ 22,500.00 | \$ 22,500.00 | 4/2/2010 |
| 303 REG | LD1003838 | OLD FORT BANKING COMPANY | 0.15 | 4/2/2012 | 0.15 | \$ 359,570.64 | \$ 359,570.64 | \$ 359,570.64 | 4/2/2010 |
| 303 REG | LD1003846 | FIRST STATE BANK OF ADAMS COUNTY | 0.15 | 4/2/2012 | 0.15 | \$ 23,824.68 | \$ 23,824.68 | \$ 23,824.68 | 4/2/2010 |
| 303 REG | LD1003853 | AMERICAN SAVINGS BANK, FSB | 0.15 | 4/5/2012 | 0.15 | \$ 284,186.15 | \$ 284,186.15 | \$ 284,186.15 | 4/5/2010 |
| 303 REG | LD1003861 | HUNTINGTON NATIONAL BANK, NA | 0.15 | 4/6/2012 | 0.15 | \$ 400,000.00 | \$ 400,000.00 | \$ 400,000.00 | 4/6/2010 |
| 303 REG | LD1003879 | HUNTINGTON NATIONAL BANK, NA | 0.15 | 4/6/2012 | 0.15 | \$ 59,709.05 | \$ 59,709.05 | \$ 59,709.05 | 4/6/2010 |
| 303 REG | LD1003887 | FIRST CITIZENS NATIONAL BANK | 0.15 | 4/6/2012 | 0.15 | \$ 78,527.63 | \$ 78,527.63 | \$ 78,527.63 | 4/6/2010 |
| 303 REG | LD1003895 | U.S. BANK, N.A. | 0.15 | 4/6/2012 | 0.15 | \$ 63,930.04 | \$ 63,930.04 | \$ 63,930.04 | 4/6/2010 |
| 303 REG | LD1003903 | FIFTH THIRD BANK | 0.15 | 4/6/2012 | 0.15 | \$ 243,710.32 | \$ 243,710.32 | \$ 243,710.32 | 4/7/2010 |
| 303 REG | LD1003911 | FIRST CITIZENS NATIONAL BANK | 0.15 | 4/6/2012 | 0.15 | \$ 31,236.22 | \$ 31,236.22 | \$ 31,236.22 | 4/7/2010 |
| 303 REG | LD1003937 | HUNTINGTON NATIONAL BANK, NA | 0.15 | 4/6/2012 | 0.15 | \$ 270,342.01 | \$ 270,342.01 | \$ 270,342.01 | 4/7/2010 |
| 303 REG | LD1003945 | OLD FORT BANKING COMPANY | 0.15 | 4/6/2012 | 0.15 | \$ 255,579.29 | \$ 255,579.29 | \$ 255,579.29 | 4/7/2010 |
| 303 REG | LD1003952 | Second NB, div Park NB | 0.15 | 4/6/2012 | 0.15 | \$ 149,697.71 | \$ 149,697.71 | \$ 149,697.71 | 4/7/2010 |
| 303 REG | LD1003978 | WESTFIELD BANK, FSB | 0.15 | 4/6/2012 | 0.15 | \$ 357,070.55 | \$ 357,070.55 | \$ 357,070.55 | 4/8/2010 |
| 303 REG | LD1003994 | OSGOOD STATE BANK | 0.15 | 4/6/2012 | 0.15 | \$ 48,257.78 | \$ 48,257.78 | \$ 48,257.78 | 4/8/2010 |
| 303 REG | LD1004000 | OLD FORT BANKING COMPANY | 0.15 | 4/6/2012 | 0.15 | \$ 250,708.64 | \$ 250,708.64 | \$ 250,708.64 | 4/8/2010 |
| 303 REG | LD1004018 | HUNTINGTON NATIONAL BANK, NA | 0.15 | 4/9/2012 | 0.15 | \$ 109,618.93 | \$ 109,618.93 | \$ 109,618.93 | 4/9/2010 |
| 303 REG | LD1004026 | OLD FORT BANKING COMPANY | 0.15 | 4/9/2012 | 0.15 | \$ 114,840.12 | \$ 114,840.12 | \$ 114,840.12 | 4/9/2010 |
| 303 REG | LD1004034 | OLD FORT BANKING COMPANY | 0.15 | 4/9/2012 | 0.15 | \$ 24,466.87 | \$ 24,466.87 | \$ 24,466.87 | 4/9/2010 |
| 303 REG | LD1004042 | ST. HENRY BANK | 0.15 | 4/9/2012 | 0.15 | \$ 248,420.61 | \$ 248,420.61 | \$ 248,420.61 | 4/9/2010 |
| 303 REG | LD1004059 | FIRST CITIZENS NATIONAL BANK | 0.15 | 4/12/2012 | 0.15 | \$ 75,245.91 | \$ 75,245.91 | \$ 75,245.91 | 4/12/2010 |
| 303 REG | LD1004067 | FIRST FINANCIAL BANK, NA | 0.15 | 4/12/2012 | 0.15 | \$ 324,684.56 | \$ 324,684.56 | \$ 324,684.56 | 4/12/2010 |

INVS_MONTHEND_INVENTORY
 VisualQED
 INVENTORY
 SETTLEMENT
 7/29/2011

**JOSH MANDEL
 TREASURER, STATE OF OHIO**

INVESTMENT INVENTORY
 SETTLED POSITIONS AS OF: 07/29/11

| FUND | CUSIP | DESCRIPTION | RATE | MATURITY | YIELD | PAR AMOUNT | BOOK VALUE | MARKET VALUE | 1ST PUR |
|---------|-----------|-----------------------------------|------|-----------|-------|---------------|---------------|---------------|-----------|
| 303 REG | LD1004075 | LIBERTY NATIONAL BANK | 0.15 | 4/13/2012 | 0.15 | \$ 47,333.29 | \$ 47,333.29 | \$ 47,333.29 | 4/13/2010 |
| 303 REG | LD1004083 | OLD FORT BANKING COMPANY | 0.15 | 4/13/2012 | 0.15 | \$ 35,192.52 | \$ 35,192.52 | \$ 35,192.52 | 4/13/2010 |
| 303 REG | LD1004109 | FIRST CITIZENS NATIONAL BANK | 0.15 | 4/13/2012 | 0.15 | \$ 104,083.96 | \$ 104,083.96 | \$ 104,083.96 | 4/13/2010 |
| 303 REG | LD1004117 | AMERICAN SAVINGS BANK, FSB | 0.15 | 4/13/2012 | 0.15 | \$ 48,063.32 | \$ 48,063.32 | \$ 48,063.32 | 4/14/2010 |
| 303 REG | LD1004125 | AMERICAN SAVINGS BANK, FSB | 0.15 | 4/13/2012 | 0.15 | \$ 24,703.70 | \$ 24,703.70 | \$ 24,703.70 | 4/14/2010 |
| 303 REG | LD1004133 | FIRST MERCHANTS BANK N.A. | 0.15 | 4/13/2012 | 0.15 | \$ 25,781.45 | \$ 25,781.45 | \$ 25,781.45 | 4/14/2010 |
| 303 REG | LD1004141 | OHIO VALLEY BANK COMPANY | 0.15 | 4/13/2012 | 0.15 | \$ 43,813.12 | \$ 43,813.12 | \$ 43,813.12 | 4/14/2010 |
| 303 REG | LD1004158 | FARMERS STATE BANK, NEW MADISON | 0.15 | 4/13/2012 | 0.15 | \$ 46,409.05 | \$ 46,409.05 | \$ 46,409.05 | 4/15/2010 |
| 303 REG | LD1004166 | CITIZENS BANKING CO., SANDUSKY | 0.15 | 4/13/2012 | 0.15 | \$ 25,333.91 | \$ 25,333.91 | \$ 25,333.91 | 4/15/2010 |
| 303 REG | LD1004174 | FIRST FEDERAL COMMUNITY BK DOVER | 0.15 | 4/16/2012 | 0.15 | \$ 84,814.67 | \$ 84,814.67 | \$ 84,814.67 | 4/16/2010 |
| 303 REG | LD1004182 | OSGOOD STATE BANK | 0.15 | 4/16/2012 | 0.15 | \$ 68,592.35 | \$ 68,592.35 | \$ 68,592.35 | 4/16/2010 |
| 303 REG | LD1004190 | OHIO VALLEY BANK COMPANY | 0.15 | 4/16/2012 | 0.15 | \$ 148,000.00 | \$ 148,000.00 | \$ 148,000.00 | 4/16/2010 |
| 303 REG | LD1004208 | FARMERS NATIONAL BANK, CANFIELD | 0.15 | 4/16/2012 | 0.15 | \$ 363,520.58 | \$ 363,520.58 | \$ 363,520.58 | 4/16/2010 |
| 303 REG | LD1004216 | FARMERS SAVINGS BANK, SPENCER | 0.15 | 4/16/2012 | 0.15 | \$ 393,543.13 | \$ 393,543.13 | \$ 393,543.13 | 4/16/2010 |
| 303 REG | LD1004232 | HUNTINGTON NATIONAL BANK, NA | 0.15 | 4/19/2012 | 0.15 | \$ 400,000.00 | \$ 400,000.00 | \$ 400,000.00 | 4/19/2010 |
| 303 REG | LD1004240 | FARMERS & MERCHANTS STATE BANK | 0.15 | 4/19/2012 | 0.15 | \$ 89,357.03 | \$ 89,357.03 | \$ 89,357.03 | 4/19/2010 |
| 303 REG | LD1004257 | SIGNATURE BANK, N.A. | 0.15 | 4/19/2012 | 0.15 | \$ 358,415.92 | \$ 358,415.92 | \$ 358,415.92 | 4/19/2010 |
| 303 REG | LD1004265 | Century NB, div Park NB | 0.15 | 4/20/2012 | 0.15 | \$ 362,251.03 | \$ 362,251.03 | \$ 362,251.03 | 4/20/2010 |
| 303 REG | LD1004273 | U.S. BANK, N.A. | 0.15 | 4/20/2012 | 0.15 | \$ 98,031.98 | \$ 98,031.98 | \$ 98,031.98 | 4/20/2010 |
| 303 REG | LD1004281 | STATE BANK & TRUST COMPANY | 0.15 | 4/20/2012 | 0.15 | \$ 100,000.00 | \$ 100,000.00 | \$ 100,000.00 | 4/20/2010 |
| 303 REG | LD1004299 | FIRST FEDERAL BANK OF THE MIDWEST | 0.15 | 4/20/2012 | 0.15 | \$ 400,000.00 | \$ 400,000.00 | \$ 400,000.00 | 4/21/2010 |
| 303 REG | LD1004307 | CITIZENS NATIONAL OF BLUFFTON | 0.15 | 4/20/2012 | 0.15 | \$ 36,937.98 | \$ 36,937.98 | \$ 36,937.98 | 4/21/2010 |
| 303 REG | LD1004315 | FIRST CITIZENS NATIONAL BANK | 0.15 | 4/20/2012 | 0.15 | \$ 71,362.97 | \$ 71,362.97 | \$ 71,362.97 | 4/21/2010 |
| 303 REG | LD1004323 | HEARTLAND BANK | 0.15 | 4/20/2012 | 0.15 | \$ 93,037.33 | \$ 93,037.33 | \$ 93,037.33 | 4/22/2010 |
| 303 REG | LD1004331 | CF BANK * | 0.15 | 4/23/2012 | 0.15 | \$ 293,369.89 | \$ 293,369.89 | \$ 293,369.89 | 4/23/2010 |
| 303 REG | LD1004349 | CROGHAN COLONIAL BANK | 0.15 | 4/23/2012 | 0.15 | \$ 91,003.01 | \$ 91,003.01 | \$ 91,003.01 | 4/23/2010 |
| 303 REG | LD1004356 | FARMERS & MERCHANTS STATE BANK | 0.15 | 4/23/2012 | 0.15 | \$ 194,245.15 | \$ 194,245.15 | \$ 194,245.15 | 4/23/2010 |
| 303 REG | LD1004364 | OSGOOD STATE BANK | 0.15 | 4/23/2012 | 0.15 | \$ 234,172.72 | \$ 234,172.72 | \$ 234,172.72 | 4/23/2010 |
| 303 REG | LD1004372 | PEOPLES BANK, N.A. MARIETTA | 0.15 | 4/26/2012 | 0.15 | \$ 28,779.13 | \$ 28,779.13 | \$ 28,779.13 | 4/26/2010 |
| 303 REG | LD1004380 | WESTFIELD BANK, FSB | 0.15 | 4/26/2012 | 0.15 | \$ 180,818.54 | \$ 180,818.54 | \$ 180,818.54 | 4/26/2010 |
| 303 REG | LD1004398 | OSGOOD STATE BANK | 0.15 | 4/26/2012 | 0.15 | \$ 107,358.04 | \$ 107,358.04 | \$ 107,358.04 | 4/26/2010 |
| 303 REG | LD1004406 | FARMERS & MERCHANTS STATE BANK | 0.15 | 4/27/2012 | 0.15 | \$ 380,846.87 | \$ 380,846.87 | \$ 380,846.87 | 4/28/2010 |
| 303 REG | LD1004414 | HUNTINGTON NATIONAL BANK, NA | 0.15 | 4/27/2012 | 0.15 | \$ 36,829.03 | \$ 36,829.03 | \$ 36,829.03 | 4/28/2010 |
| 303 REG | LD1004422 | AMERICAN SAVINGS BANK, FSB | 0.15 | 4/27/2012 | 0.15 | \$ 212,703.08 | \$ 212,703.08 | \$ 212,703.08 | 4/28/2010 |
| 303 REG | LD1004430 | FIRST FINANCIAL BANK, NA | 0.15 | 4/27/2012 | 0.15 | \$ 18,483.09 | \$ 18,483.09 | \$ 18,483.09 | 4/29/2010 |
| 303 REG | LD1004448 | COMMUNITY BANK, CROOKSVILLE | 0.15 | 4/30/2012 | 0.15 | \$ 162,880.82 | \$ 162,880.82 | \$ 162,880.82 | 4/30/2010 |
| 303 REG | LD1004455 | HUNTINGTON NATIONAL BANK, NA | 0.15 | 4/30/2012 | 0.15 | \$ 400,000.00 | \$ 400,000.00 | \$ 400,000.00 | 4/30/2010 |
| 303 REG | LD1004463 | LIBERTY NATIONAL BANK | 0.15 | 4/30/2012 | 0.15 | \$ 193,638.22 | \$ 193,638.22 | \$ 193,638.22 | 4/30/2010 |
| 303 REG | LD1004471 | WAYNE SAVINGS COMMUNITY BANK | 0.15 | 5/3/2012 | 0.15 | \$ 342,901.38 | \$ 342,901.38 | \$ 342,901.38 | 5/3/2010 |
| 303 REG | LD1004489 | WAYNE SAVINGS COMMUNITY BANK | 0.15 | 5/3/2012 | 0.15 | \$ 332,240.39 | \$ 332,240.39 | \$ 332,240.39 | 5/3/2010 |
| 303 REG | LD1004497 | WAYNE SAVINGS COMMUNITY BANK | 0.15 | 5/3/2012 | 0.15 | \$ 372,769.99 | \$ 372,769.99 | \$ 372,769.99 | 5/3/2010 |
| 303 REG | LD1004513 | FORT JENNINGS STATE BANK | 0.15 | 5/3/2012 | 0.15 | \$ 276,248.10 | \$ 276,248.10 | \$ 276,248.10 | 5/3/2010 |
| 303 REG | LD1004521 | FORT JENNINGS STATE BANK | 0.15 | 5/3/2012 | 0.15 | \$ 183,609.72 | \$ 183,609.72 | \$ 183,609.72 | 5/3/2010 |
| 303 REG | LD1004539 | U.S. BANK, N.A. | 0.15 | 5/4/2012 | 0.15 | \$ 376,695.15 | \$ 376,695.15 | \$ 376,695.15 | 5/4/2010 |
| 303 REG | LD1004547 | HUNTINGTON NATIONAL BANK, NA | 0.15 | 5/4/2012 | 0.15 | \$ 400,000.00 | \$ 400,000.00 | \$ 400,000.00 | 5/4/2010 |
| 303 REG | LD1004554 | FIRST FEDERAL BANK OF THE MIDWEST | 0.15 | 5/4/2012 | 0.15 | \$ 400,000.00 | \$ 400,000.00 | \$ 400,000.00 | 5/4/2010 |
| 303 REG | LD1004570 | FIRST FEDERAL BANK OF THE MIDWEST | 0.15 | 5/4/2012 | 0.15 | \$ 297,754.52 | \$ 297,754.52 | \$ 297,754.52 | 5/5/2010 |
| 303 REG | LD1004588 | OSGOOD STATE BANK | 0.15 | 5/4/2012 | 0.15 | \$ 87,289.35 | \$ 87,289.35 | \$ 87,289.35 | 5/5/2010 |
| 303 REG | LD1004596 | PARK NATIONAL BANK | 0.15 | 5/4/2012 | 0.15 | \$ 29,124.29 | \$ 29,124.29 | \$ 29,124.29 | 5/5/2010 |
| 303 REG | LD1004604 | FARMERS & MERCHANTS STATE BANK | 0.15 | 5/4/2012 | 0.15 | \$ 77,850.68 | \$ 77,850.68 | \$ 77,850.68 | 5/6/2010 |
| 303 REG | LD1004612 | HENRY COUNTY BANK | 0.15 | 5/4/2012 | 0.15 | \$ 66,499.50 | \$ 66,499.50 | \$ 66,499.50 | 5/6/2010 |
| 303 REG | LD1004620 | HUNTINGTON NATIONAL BANK, NA | 0.15 | 5/4/2012 | 0.15 | \$ 225,800.18 | \$ 225,800.18 | \$ 225,800.18 | 5/6/2010 |
| 303 REG | LD1004638 | CITIZENS SAVINGS BANK, MARTINS F | 0.15 | 5/7/2012 | 0.15 | \$ 120,647.38 | \$ 120,647.38 | \$ 120,647.38 | 5/7/2010 |

INVS_MONTHEND_INVENTORY
 VisualQED
 INVENTORY
 SETTLEMENT
 7/29/2011

JOSH MANDEL
 TREASURER, STATE OF OHIO

INVESTMENT INVENTORY
 SETTLED POSITIONS AS OF: 07/29/11

| FUND | CUSIP | DESCRIPTION | RATE | MATURITY | YIELD | PAR AMOUNT | BOOK VALUE | MARKET VALUE | 1ST PUR |
|---------|-----------|----------------------------------|------|-----------|-------|---------------|---------------|---------------|-----------|
| 303 REG | LD1004646 | WESTFIELD BANK, FSB | 0.15 | 5/7/2012 | 0.15 | \$ 102,860.68 | \$ 102,860.68 | \$ 102,860.68 | 5/7/2010 |
| 303 REG | LD1004653 | FIRST FEDERAL BANK OFTHE MIDWEST | 0.15 | 5/7/2012 | 0.15 | \$ 71,879.87 | \$ 71,879.87 | \$ 71,879.87 | 5/7/2010 |
| 303 REG | LD1004661 | U.S. BANK, N.A. | 0.15 | 5/10/2012 | 0.15 | \$ 158,160.95 | \$ 158,160.95 | \$ 158,160.95 | 5/10/2010 |
| 303 REG | LD1004687 | FIRST NATIONAL BANK, PANDORA | 0.15 | 5/10/2012 | 0.15 | \$ 100,000.00 | \$ 100,000.00 | \$ 100,000.00 | 5/10/2010 |
| 303 REG | LD1004695 | AMERICAN SAVINGS BANK, FSB | 0.15 | 5/10/2012 | 0.15 | \$ 29,026.77 | \$ 29,026.77 | \$ 29,026.77 | 5/10/2010 |
| 303 REG | LD1004703 | OLD FORT BANKING COMPANY | 0.15 | 5/10/2012 | 0.15 | \$ 89,193.57 | \$ 89,193.57 | \$ 89,193.57 | 5/10/2010 |
| 303 REG | LD1004711 | WESTERN RESERVE BANK | 0.15 | 5/11/2012 | 0.15 | \$ 20,650.61 | \$ 20,650.61 | \$ 20,650.61 | 5/11/2010 |
| 303 REG | LD1004729 | WESTERN RESERVE BANK | 0.15 | 5/11/2012 | 0.15 | \$ 98,815.53 | \$ 98,815.53 | \$ 98,815.53 | 5/11/2010 |
| 303 REG | LD1004737 | WESTFIELD BANK, FSB | 0.15 | 5/11/2012 | 0.15 | \$ 188,923.68 | \$ 188,923.68 | \$ 188,923.68 | 5/11/2010 |
| 303 REG | LD1004745 | OSGOOD STATE BANK | 0.15 | 5/11/2012 | 0.15 | \$ 25,489.86 | \$ 25,489.86 | \$ 25,489.86 | 5/11/2010 |
| 303 REG | LD1004752 | OSGOOD STATE BANK | 0.15 | 5/11/2012 | 0.15 | \$ 252,666.40 | \$ 252,666.40 | \$ 252,666.40 | 5/11/2010 |
| 303 REG | LD1004760 | FORT JENNINGS STATE BANK | 0.15 | 5/11/2012 | 0.15 | \$ 400,000.00 | \$ 400,000.00 | \$ 400,000.00 | 5/11/2010 |
| 303 REG | LD1004778 | FARMERS & MERCHANTS STATE BANK | 0.15 | 5/11/2012 | 0.15 | \$ 137,365.38 | \$ 137,365.38 | \$ 137,365.38 | 5/11/2010 |
| 303 REG | LD1004786 | National Bank of Oak Harbor DNU | 0.15 | 5/11/2012 | 0.15 | \$ 20,310.49 | \$ 20,310.49 | \$ 20,310.49 | 5/12/2010 |
| 303 REG | LD1004794 | FARMERS & MERCHANTS STATE BANK | 0.15 | 5/11/2012 | 0.15 | \$ 332,974.91 | \$ 332,974.91 | \$ 332,974.91 | 5/12/2010 |
| 303 REG | LD1004802 | OLD FORT BANKING COMPANY | 0.15 | 5/11/2012 | 0.15 | \$ 268,978.51 | \$ 268,978.51 | \$ 268,978.51 | 5/13/2010 |
| 303 REG | LD1004810 | FIRST FEDERAL BANK OFTHE MIDWEST | 0.15 | 5/11/2012 | 0.15 | \$ 4,000.00 | \$ 4,000.00 | \$ 4,000.00 | 5/13/2010 |
| 303 REG | LD1004828 | HUNTINGTON NATIONAL BANK, NA | 0.15 | 5/11/2012 | 0.15 | \$ 41,328.97 | \$ 41,328.97 | \$ 41,328.97 | 5/13/2010 |
| 303 REG | LD1004836 | SIGNATURE BANK, N.A. | 0.15 | 5/11/2012 | 0.15 | \$ 190,148.57 | \$ 190,148.57 | \$ 190,148.57 | 5/13/2010 |
| 303 REG | LD1004844 | SIGNATURE BANK, N.A. | 0.15 | 5/11/2012 | 0.15 | \$ 195,259.18 | \$ 195,259.18 | \$ 195,259.18 | 5/13/2010 |
| 303 REG | LD1004851 | MUTUAL FEDERAL SAVINGS | 0.15 | 5/11/2012 | 0.15 | \$ 220,896.84 | \$ 220,896.84 | \$ 220,896.84 | 5/13/2010 |
| 303 REG | LD1004869 | WESBANCO BANK, INC | 0.15 | 5/11/2012 | 0.15 | \$ 277,041.17 | \$ 277,041.17 | \$ 277,041.17 | 5/13/2010 |
| 303 REG | LD1004877 | OSGOOD STATE BANK | 0.15 | 5/14/2012 | 0.15 | \$ 76,561.60 | \$ 76,561.60 | \$ 76,561.60 | 5/14/2010 |
| 303 REG | LD1004885 | FIRST FEDERAL BANK OFTHE MIDWEST | 0.15 | 5/14/2012 | 0.15 | \$ 400,000.00 | \$ 400,000.00 | \$ 400,000.00 | 5/14/2010 |
| 303 REG | LD1004893 | WAYNE SAVINGS COMMUNITY BANK | 0.15 | 5/17/2012 | 0.15 | \$ 105,305.43 | \$ 105,305.43 | \$ 105,305.43 | 5/17/2010 |
| 303 REG | LD1004901 | CITIZENS NATIONAL OF BLUFFTON | 0.15 | 5/17/2012 | 0.15 | \$ 181,914.45 | \$ 181,914.45 | \$ 181,914.45 | 5/17/2010 |
| 303 REG | LD1004919 | WESTFIELD BANK, FSB | 0.15 | 5/17/2012 | 0.15 | \$ 82,563.93 | \$ 82,563.93 | \$ 82,563.93 | 5/17/2010 |
| 303 REG | LD1004935 | CITIZENS BANKING CO., SANDUSKY | 0.15 | 5/17/2012 | 0.15 | \$ 290,095.34 | \$ 290,095.34 | \$ 290,095.34 | 5/17/2010 |
| 303 REG | LD1004943 | AMERICAN SAVINGS BANK, FSB | 0.15 | 5/18/2012 | 0.15 | \$ 219,913.63 | \$ 219,913.63 | \$ 219,913.63 | 5/18/2010 |
| 303 REG | LD1004950 | CF BANK * | 0.15 | 5/18/2012 | 0.15 | \$ 31,963.50 | \$ 31,963.50 | \$ 31,963.50 | 5/18/2010 |
| 303 REG | LD1004968 | U.S. BANK, N.A. | 0.15 | 5/18/2012 | 0.15 | \$ 137,873.44 | \$ 137,873.44 | \$ 137,873.44 | 5/18/2010 |
| 303 REG | LD1004976 | COMMERCIAL SAVINGS BANK, UPPER S | 0.15 | 5/18/2012 | 0.15 | \$ 150,560.02 | \$ 150,560.02 | \$ 150,560.02 | 5/18/2010 |
| 303 REG | LD1004984 | FIFTH THIRD BANK | 0.15 | 5/18/2012 | 0.15 | \$ 244,153.67 | \$ 244,153.67 | \$ 244,153.67 | 5/18/2010 |
| 303 REG | LD1004992 | FIRST FINANCIAL BANK, NA | 0.15 | 5/18/2012 | 0.15 | \$ 105,748.54 | \$ 105,748.54 | \$ 105,748.54 | 5/18/2010 |
| 303 REG | LD1005007 | U.S. BANK, N.A. | 0.15 | 5/18/2012 | 0.15 | \$ 56,949.78 | \$ 56,949.78 | \$ 56,949.78 | 5/18/2010 |
| 303 REG | LD1005015 | CITIZENS NATIONAL OF BLUFFTON | 0.15 | 5/18/2012 | 0.15 | \$ 4,321.54 | \$ 4,321.54 | \$ 4,321.54 | 5/18/2010 |
| 303 REG | LD1005023 | CITIZENS SAVINGS BANK, MARTINS F | 0.15 | 5/18/2012 | 0.15 | \$ 206,339.52 | \$ 206,339.52 | \$ 206,339.52 | 5/19/2010 |
| 303 REG | LD1005031 | CITIZENS SAVINGS BANK, MARTINS F | 0.15 | 5/18/2012 | 0.15 | \$ 64,878.85 | \$ 64,878.85 | \$ 64,878.85 | 5/19/2010 |
| 303 REG | LD1005049 | FIRST FEDERAL BANK OFTHE MIDWEST | 0.15 | 5/18/2012 | 0.15 | \$ 400,000.00 | \$ 400,000.00 | \$ 400,000.00 | 5/19/2010 |
| 303 REG | LD1005056 | WESTFIELD BANK, FSB | 0.15 | 5/18/2012 | 0.15 | \$ 27,044.45 | \$ 27,044.45 | \$ 27,044.45 | 5/19/2010 |
| 303 REG | LD1005064 | SIGNATURE BANK, N.A. | 0.15 | 5/18/2012 | 0.15 | \$ 175,326.97 | \$ 175,326.97 | \$ 175,326.97 | 5/19/2010 |
| 303 REG | LD1005072 | MUTUAL FEDERAL SAVINGS | 0.15 | 5/18/2012 | 0.15 | \$ 357,372.86 | \$ 357,372.86 | \$ 357,372.86 | 5/19/2010 |
| 303 REG | LD1005080 | HUNTINGTON NATIONAL BANK, NA | 0.15 | 5/18/2012 | 0.15 | \$ 200,000.00 | \$ 200,000.00 | \$ 200,000.00 | 5/20/2010 |
| 303 REG | LD1005098 | WAYNE SAVINGS COMMUNITY BANK | 0.15 | 5/21/2012 | 0.15 | \$ 218,418.27 | \$ 218,418.27 | \$ 218,418.27 | 5/21/2010 |
| 303 REG | LD1005106 | CROGHAN COLONIAL BANK | 0.15 | 5/21/2012 | 0.15 | \$ 23,033.74 | \$ 23,033.74 | \$ 23,033.74 | 5/21/2010 |
| 303 REG | LD1005114 | FIRST NATIONAL BANK, PANDORA | 0.15 | 5/24/2012 | 0.15 | \$ 150,000.00 | \$ 150,000.00 | \$ 150,000.00 | 5/24/2010 |
| 303 REG | LD1005122 | WESTFIELD BANK, FSB | 0.15 | 5/25/2012 | 0.15 | \$ 217,791.92 | \$ 217,791.92 | \$ 217,791.92 | 5/25/2010 |
| 303 REG | LD1005130 | FIRST FINANCIAL BANK, NA | 0.15 | 5/25/2012 | 0.15 | \$ 82,447.99 | \$ 82,447.99 | \$ 82,447.99 | 5/26/2010 |
| 303 REG | LD1005148 | OSGOOD STATE BANK | 0.15 | 5/25/2012 | 0.15 | \$ 8,923.49 | \$ 8,923.49 | \$ 8,923.49 | 5/26/2010 |
| 303 REG | LD1005155 | OLD FORT BANKING COMPANY | 0.15 | 5/25/2012 | 0.15 | \$ 271,665.47 | \$ 271,665.47 | \$ 271,665.47 | 5/27/2010 |
| 303 REG | LD1005163 | FIFTH THIRD BANK | 0.15 | 5/25/2012 | 0.15 | \$ 106,186.32 | \$ 106,186.32 | \$ 106,186.32 | 5/27/2010 |
| 303 REG | LD1005171 | OSGOOD STATE BANK | 0.15 | 5/25/2012 | 0.15 | \$ 400,000.00 | \$ 400,000.00 | \$ 400,000.00 | 5/27/2010 |
| 303 REG | LD1005189 | CITIZENS NATIONAL OF BLUFFTON | 0.15 | 5/25/2012 | 0.15 | \$ 183,489.86 | \$ 183,489.86 | \$ 183,489.86 | 5/28/2010 |

INVS_MONTHEND_INVENTORY
 VisualQED
 INVENTORY
 SETTLEMENT
 7/29/2011

JOSH MANDEL
TREASURER, STATE OF OHIO

INVESTMENT INVENTORY
 SETTLED POSITIONS AS OF: 07/29/11

| FUND | CUSIP | DESCRIPTION | RATE | MATURITY | YIELD | PAR AMOUNT | BOOK VALUE | MARKET VALUE | 1ST PUR |
|---------|-----------|----------------------------------|------|-----------|-------|---------------|---------------|---------------|-----------|
| 303 REG | LD1005197 | WESTFIELD BANK, FSB | 0.15 | 5/25/2012 | 0.15 | \$ 87,189.45 | \$ 87,189.45 | \$ 87,189.45 | 5/28/2010 |
| 303 REG | LD1005205 | METAMORA STATE BANK | 0.15 | 5/25/2012 | 0.15 | \$ 71,123.20 | \$ 71,123.20 | \$ 71,123.20 | 5/28/2010 |
| 303 REG | LD1005213 | CITIZENS SAVINGS BANK, MARTINS F | 0.15 | 6/1/2012 | 0.15 | \$ 102,267.00 | \$ 102,267.00 | \$ 102,267.00 | 6/1/2010 |
| 303 REG | LD1005221 | U.S. BANK, N.A. | 0.15 | 6/1/2012 | 0.15 | \$ 107,952.86 | \$ 107,952.86 | \$ 107,952.86 | 6/1/2010 |
| 303 REG | LD1005239 | PARK NATIONAL BANK | 0.15 | 6/1/2012 | 0.15 | \$ 53,358.81 | \$ 53,358.81 | \$ 53,358.81 | 6/2/2010 |
| 303 REG | LD1005247 | FIRST NATIONAL BANK, BELLEVUE | 0.15 | 6/1/2012 | 0.15 | \$ 128,620.50 | \$ 128,620.50 | \$ 128,620.50 | 6/2/2010 |
| 303 REG | LD1005254 | HENRY COUNTY BANK | 0.15 | 6/1/2012 | 0.15 | \$ 15,741.86 | \$ 15,741.86 | \$ 15,741.86 | 6/2/2010 |
| 303 REG | LD1005262 | WESTERN RESERVE BANK | 0.15 | 6/1/2012 | 0.15 | \$ 108,376.30 | \$ 108,376.30 | \$ 108,376.30 | 6/2/2010 |
| 303 REG | LD1005270 | WESTERN RESERVE BANK | 0.15 | 6/1/2012 | 0.15 | \$ 17,257.43 | \$ 17,257.43 | \$ 17,257.43 | 6/2/2010 |
| 303 REG | LD1005288 | AMERICAN SAVINGS BANK, FSB | 0.15 | 6/4/2012 | 0.15 | \$ 249,949.00 | \$ 249,949.00 | \$ 249,949.00 | 6/4/2010 |
| 303 REG | LD1005296 | PEOPLES BANK, N.A. MARIETTA | 0.15 | 6/4/2012 | 0.15 | \$ 18,339.89 | \$ 18,339.89 | \$ 18,339.89 | 6/4/2010 |
| 303 REG | LD1005304 | National Bank of Oak Harbor DNU | 0.15 | 6/4/2012 | 0.15 | \$ 370,007.84 | \$ 370,007.84 | \$ 370,007.84 | 6/4/2010 |
| 303 REG | LD1005312 | FARMERS & MERCHANTS STATE BANK | 0.15 | 6/4/2012 | 0.15 | \$ 136,541.07 | \$ 136,541.07 | \$ 136,541.07 | 6/4/2010 |
| 303 REG | LD1005320 | CITIZENS SAVINGS BANK, MARTINS F | 0.15 | 6/4/2012 | 0.15 | \$ 267,220.60 | \$ 267,220.60 | \$ 267,220.60 | 6/4/2010 |
| 303 REG | LD1005338 | CITIZENS SAVINGS BANK, MARTINS F | 0.15 | 6/4/2012 | 0.15 | \$ 264,519.14 | \$ 264,519.14 | \$ 264,519.14 | 6/4/2010 |
| 303 REG | LD1005346 | FIRST NATIONAL BANK, BELLEVUE | 0.15 | 6/7/2012 | 0.15 | \$ 246,292.37 | \$ 246,292.37 | \$ 246,292.37 | 6/7/2010 |
| 303 REG | LD1005361 | FARMERS CITIZENS BANK, BUCYRUS | 0.15 | 6/8/2012 | 0.15 | \$ 359,128.01 | \$ 359,128.01 | \$ 359,128.01 | 6/8/2010 |
| 303 REG | LD1005379 | FARMERS CITIZENS BANK, BUCYRUS | 0.15 | 6/8/2012 | 0.15 | \$ 359,583.04 | \$ 359,583.04 | \$ 359,583.04 | 6/8/2010 |
| 303 REG | LD1005387 | FIRST CITIZENS NATIONAL BANK | 0.15 | 6/8/2012 | 0.15 | \$ 76,645.93 | \$ 76,645.93 | \$ 76,645.93 | 6/8/2010 |
| 303 REG | LD1005395 | HUNTINGTON NATIONAL BANK, NA | 0.15 | 6/8/2012 | 0.15 | \$ 204,996.19 | \$ 204,996.19 | \$ 204,996.19 | 6/8/2010 |
| 303 REG | LD1005403 | CITIZENS SAVINGS BANK, MARTINS F | 0.15 | 6/8/2012 | 0.15 | \$ 315,742.71 | \$ 315,742.71 | \$ 315,742.71 | 6/8/2010 |
| 303 REG | LD1005411 | MECHANICS SAVINGS BANK | 0.15 | 6/8/2012 | 0.15 | \$ 18,098.04 | \$ 18,098.04 | \$ 18,098.04 | 6/8/2010 |
| 303 REG | LD1005429 | FIRST CITIZENS NATIONAL BANK | 0.15 | 6/8/2012 | 0.15 | \$ 27,917.77 | \$ 27,917.77 | \$ 27,917.77 | 6/9/2010 |
| 303 REG | LD1005437 | WESTERN RESERVE BANK | 0.15 | 6/8/2012 | 0.15 | \$ 16,209.68 | \$ 16,209.68 | \$ 16,209.68 | 6/9/2010 |
| 303 REG | LD1005445 | WESTERN RESERVE BANK | 0.15 | 6/8/2012 | 0.15 | \$ 14,898.81 | \$ 14,898.81 | \$ 14,898.81 | 6/9/2010 |
| 303 REG | LD1005452 | HOME SAVINGS BANK, KENT | 0.15 | 6/8/2012 | 0.15 | \$ 124,508.71 | \$ 124,508.71 | \$ 124,508.71 | 6/10/2010 |
| 303 REG | LD1005460 | HUNTINGTON NATIONAL BANK, NA | 0.15 | 6/8/2012 | 0.15 | \$ 33,901.01 | \$ 33,901.01 | \$ 33,901.01 | 6/10/2010 |
| 303 REG | LD1005478 | HUNTINGTON NATIONAL BANK, NA | 0.15 | 6/8/2012 | 0.15 | \$ 174,395.82 | \$ 174,395.82 | \$ 174,395.82 | 6/10/2010 |
| 303 REG | LD1005486 | WESTERN RESERVE BANK | 0.15 | 6/8/2012 | 0.15 | \$ 382,676.54 | \$ 382,676.54 | \$ 382,676.54 | 6/10/2010 |
| 303 REG | LD1005494 | FIRST NATIONAL BANK, NEW BREMEN | 0.15 | 6/8/2012 | 0.15 | \$ 210,668.60 | \$ 210,668.60 | \$ 210,668.60 | 6/10/2010 |
| 303 REG | LD1005510 | First-Knox NB, div Park NB | 0.15 | 6/8/2012 | 0.15 | \$ 137,676.68 | \$ 137,676.68 | \$ 137,676.68 | 6/10/2010 |
| 303 REG | LD1005528 | FAHEY BANKING COMPANY | 0.15 | 6/14/2012 | 0.15 | \$ 364,464.12 | \$ 364,464.12 | \$ 364,464.12 | 6/14/2010 |
| 303 REG | LD1005536 | STATE BANK & TRUST COMPANY | 0.15 | 6/15/2012 | 0.15 | \$ 32,496.85 | \$ 32,496.85 | \$ 32,496.85 | 6/15/2010 |
| 303 REG | LD1005544 | U.S. BANK, N.A. | 0.15 | 6/15/2012 | 0.15 | \$ 193,637.22 | \$ 193,637.22 | \$ 193,637.22 | 6/15/2010 |
| 303 REG | LD1005551 | CITIZENS NATIONAL OF BLUFFTON | 0.15 | 6/15/2012 | 0.15 | \$ 50,567.16 | \$ 50,567.16 | \$ 50,567.16 | 6/16/2010 |
| 303 REG | LD1005569 | CITIZENS NATIONAL OF BLUFFTON | 0.15 | 6/15/2012 | 0.15 | \$ 94,643.13 | \$ 94,643.13 | \$ 94,643.13 | 6/16/2010 |
| 303 REG | LD1005577 | CITIZENS NATIONAL OF BLUFFTON | 0.15 | 6/15/2012 | 0.15 | \$ 100,000.00 | \$ 100,000.00 | \$ 100,000.00 | 6/16/2010 |
| 303 REG | LD1005585 | CF BANK * | 0.15 | 6/15/2012 | 0.15 | \$ 354,138.93 | \$ 354,138.93 | \$ 354,138.93 | 6/16/2010 |
| 303 REG | LD1005593 | FORT JENNINGS STATE BANK | 0.15 | 6/15/2012 | 0.15 | \$ 177,770.70 | \$ 177,770.70 | \$ 177,770.70 | 6/16/2010 |
| 303 REG | LD1005601 | FARMERS NATIONAL BANK, CANFIELD | 0.15 | 6/15/2012 | 0.15 | \$ 274,965.96 | \$ 274,965.96 | \$ 274,965.96 | 6/17/2010 |
| 303 REG | LD1005619 | OHIO VALLEY BANK COMPANY | 0.15 | 6/15/2012 | 0.15 | \$ 152,637.37 | \$ 152,637.37 | \$ 152,637.37 | 6/17/2010 |
| 303 REG | LD1005627 | FIRST FINANCIAL BANK, NA | 0.15 | 6/18/2012 | 0.15 | \$ 187,000.00 | \$ 187,000.00 | \$ 187,000.00 | 6/18/2010 |
| 303 REG | LD1005635 | FIRST CITIZENS NATIONAL BANK | 0.15 | 6/18/2012 | 0.15 | \$ 127,301.16 | \$ 127,301.16 | \$ 127,301.16 | 6/18/2010 |
| 303 REG | LD1005643 | CF BANK * | 0.15 | 6/21/2012 | 0.15 | \$ 337,054.73 | \$ 337,054.73 | \$ 337,054.73 | 6/21/2010 |
| 303 REG | LD1005650 | FORT JENNINGS STATE BANK | 0.15 | 6/21/2012 | 0.15 | \$ 57,053.17 | \$ 57,053.17 | \$ 57,053.17 | 6/21/2010 |
| 303 REG | LD1005668 | FIFTH THIRD BANK | 0.15 | 6/21/2012 | 0.15 | \$ 243,847.34 | \$ 243,847.34 | \$ 243,847.34 | 6/21/2010 |
| 303 REG | LD1005676 | OLD FORT BANKING COMPANY | 0.15 | 6/21/2012 | 0.15 | \$ 36,015.82 | \$ 36,015.82 | \$ 36,015.82 | 6/21/2010 |
| 303 REG | LD1005684 | CITIZENS BANKING CO., SANDUSKY | 0.15 | 6/22/2012 | 0.15 | \$ 303,271.12 | \$ 303,271.12 | \$ 303,271.12 | 6/22/2010 |
| 303 REG | LD1005692 | CORTLAND SAVINGS & BANKING CO | 0.15 | 6/22/2012 | 0.15 | \$ 79,186.26 | \$ 79,186.26 | \$ 79,186.26 | 6/22/2010 |
| 303 REG | LD1005700 | WESTERN RESERVE BANK | 0.15 | 6/22/2012 | 0.15 | \$ 339,524.49 | \$ 339,524.49 | \$ 339,524.49 | 6/22/2010 |
| 303 REG | LD1005718 | FIRST FEDERAL COMMUNITY BK DOVER | 0.15 | 6/22/2012 | 0.15 | \$ 349,021.72 | \$ 349,021.72 | \$ 349,021.72 | 6/22/2010 |
| 303 REG | LD1005726 | SAVINGS BANK | 0.15 | 6/22/2012 | 0.15 | \$ 18,137.52 | \$ 18,137.52 | \$ 18,137.52 | 6/23/2010 |
| 303 REG | LD1005734 | NATIONAL BANK & TRUST COMPANY | 0.15 | 6/22/2012 | 0.15 | \$ 46,486.72 | \$ 46,486.72 | \$ 46,486.72 | 6/23/2010 |

INVS_MONTHEND_INVENTORY
 VisualQED
 INVENTORY
 SETTLEMENT
 7/29/2011

JOSH MANDEL
TREASURER, STATE OF OHIO

INVESTMENT INVENTORY
 SETTLED POSITIONS AS OF: 07/29/11

| FUND | CUSIP | DESCRIPTION | RATE | MATURITY | YIELD | PAR AMOUNT | BOOK VALUE | MARKET VALUE | 1ST PUR |
|---------|-----------|----------------------------------|------|-----------|-------|---------------|---------------|---------------|-----------|
| 303 REG | LD1005742 | NATIONAL BANK & TRUST COMPANY | 0.15 | 6/22/2012 | 0.15 | \$ 54,598.23 | \$ 54,598.23 | \$ 54,598.23 | 6/23/2010 |
| 303 REG | LD1005759 | CROGHAN COLONIAL BANK | 0.15 | 6/22/2012 | 0.15 | \$ 53,294.43 | \$ 53,294.43 | \$ 53,294.43 | 6/23/2010 |
| 303 REG | LD1005767 | FIRST NATIONAL BANK, PANDORA | 0.15 | 6/22/2012 | 0.15 | \$ 80,000.00 | \$ 80,000.00 | \$ 80,000.00 | 6/24/2010 |
| 303 REG | LD1005775 | FIRST NATIONAL BANK, PANDORA | 0.15 | 6/22/2012 | 0.15 | \$ 50,000.00 | \$ 50,000.00 | \$ 50,000.00 | 6/24/2010 |
| 303 REG | LD1005783 | FIRST NATIONAL BANK, PANDORA | 0.15 | 6/22/2012 | 0.15 | \$ 55,000.00 | \$ 55,000.00 | \$ 55,000.00 | 6/24/2010 |
| 303 REG | LD1005791 | FIRST NATIONAL BANK, PANDORA | 0.15 | 6/22/2012 | 0.15 | \$ 75,000.00 | \$ 75,000.00 | \$ 75,000.00 | 6/24/2010 |
| 303 REG | LD1005809 | FIRST NATIONAL BANK, PANDORA | 0.15 | 6/22/2012 | 0.15 | \$ 75,000.00 | \$ 75,000.00 | \$ 75,000.00 | 6/24/2010 |
| 303 REG | LD1005817 | GENOA BANKING COMPANY | 0.15 | 6/22/2012 | 0.15 | \$ 349,643.10 | \$ 349,643.10 | \$ 349,643.10 | 6/24/2010 |
| 303 REG | LD1005825 | HUNTINGTON NATIONAL BANK, NA | 0.15 | 6/22/2012 | 0.15 | \$ 258,794.86 | \$ 258,794.86 | \$ 258,794.86 | 6/24/2010 |
| 303 REG | LD1005833 | FIRST MERCHANTS BANK N.A. | 0.15 | 6/22/2012 | 0.15 | \$ 24,090.59 | \$ 24,090.59 | \$ 24,090.59 | 6/24/2010 |
| 303 REG | LD1005841 | COMMERCIAL & SAVINGS BANK, MILLE | 0.15 | 6/25/2012 | 0.15 | \$ 61,063.26 | \$ 61,063.26 | \$ 61,063.26 | 6/25/2010 |
| 303 REG | LD1005858 | FARMERS & MERCHANTS STATE BANK | 0.15 | 6/25/2012 | 0.15 | \$ 131,234.55 | \$ 131,234.55 | \$ 131,234.55 | 6/25/2010 |
| 303 REG | LD1005866 | WESTERN RESERVE BANK | 0.15 | 6/25/2012 | 0.15 | \$ 190,395.77 | \$ 190,395.77 | \$ 190,395.77 | 6/25/2010 |
| 303 REG | LD1005874 | FIRST FEDERAL BANK OFTHE MIDWEST | 0.15 | 6/25/2012 | 0.15 | \$ 286,025.16 | \$ 286,025.16 | \$ 286,025.16 | 6/25/2010 |
| 303 REG | LD1005882 | FIRST FEDERAL BANK OFTHE MIDWEST | 0.15 | 6/29/2012 | 0.15 | \$ 400,000.00 | \$ 400,000.00 | \$ 400,000.00 | 6/29/2010 |
| 303 REG | LD1005890 | WESTFIELD BANK, FSB | 0.15 | 6/29/2012 | 0.15 | \$ 222,612.15 | \$ 222,612.15 | \$ 222,612.15 | 6/29/2010 |
| 303 REG | LD1005908 | PARK NATIONAL BANK | 0.15 | 6/29/2012 | 0.15 | \$ 76,486.59 | \$ 76,486.59 | \$ 76,486.59 | 6/29/2010 |
| 303 REG | LD1005916 | SIGNATURE BANK, N.A. | 0.15 | 6/29/2012 | 0.15 | \$ 48,412.29 | \$ 48,412.29 | \$ 48,412.29 | 6/29/2010 |
| 303 REG | LD1005924 | WESTERN RESERVE BANK | 0.15 | 6/29/2012 | 0.15 | \$ 223,878.84 | \$ 223,878.84 | \$ 223,878.84 | 6/29/2010 |
| 303 REG | LD1005932 | FORT JENNINGS STATE BANK | 0.15 | 6/29/2012 | 0.15 | \$ 216,735.86 | \$ 216,735.86 | \$ 216,735.86 | 6/29/2010 |
| 303 REG | LD1100014 | HUNTINGTON NATIONAL BANK, NA | 0.15 | 6/29/2012 | 0.15 | \$ 42,186.82 | \$ 42,186.82 | \$ 42,186.82 | 7/2/2010 |
| 303 REG | LD1100022 | HUNTINGTON NATIONAL BANK, NA | 0.15 | 6/29/2012 | 0.15 | \$ 182,796.65 | \$ 182,796.65 | \$ 182,796.65 | 7/2/2010 |
| 303 REG | LD1100030 | FIRST CITIZENS NATIONAL BANK | 0.15 | 6/29/2012 | 0.15 | \$ 280,220.00 | \$ 280,220.00 | \$ 280,220.00 | 7/2/2010 |
| 303 REG | LD1100048 | SUTTON BANK | 0.15 | 6/29/2012 | 0.15 | \$ 111,752.18 | \$ 111,752.18 | \$ 111,752.18 | 7/2/2010 |
| 303 REG | LD1100055 | COMMERCIAL & SAVINGS BANK, MILLE | 0.15 | 6/29/2012 | 0.15 | \$ 177,360.92 | \$ 177,360.92 | \$ 177,360.92 | 7/2/2010 |
| 303 REG | LD1100063 | CROGHAN COLONIAL BANK | 0.15 | 6/29/2012 | 0.15 | \$ 27,666.41 | \$ 27,666.41 | \$ 27,666.41 | 7/2/2010 |
| 303 REG | LD1100071 | U.S. BANK, N.A. | 0.15 | 7/6/2012 | 0.15 | \$ 250,000.00 | \$ 250,000.00 | \$ 250,000.00 | 7/6/2010 |
| 303 REG | LD1100089 | U.S. BANK, N.A. | 0.15 | 7/6/2012 | 0.15 | \$ 66,062.69 | \$ 66,062.69 | \$ 66,062.69 | 7/6/2010 |
| 303 REG | LD1100097 | U.S. BANK, N.A. | 0.15 | 7/6/2012 | 0.15 | \$ 65,725.26 | \$ 65,725.26 | \$ 65,725.26 | 7/6/2010 |
| 303 REG | LD1100105 | U.S. BANK, N.A. | 0.15 | 7/6/2012 | 0.15 | \$ 100,416.54 | \$ 100,416.54 | \$ 100,416.54 | 7/6/2010 |
| 303 REG | LD1100113 | U.S. BANK, N.A. | 0.15 | 7/6/2012 | 0.15 | \$ 25,530.46 | \$ 25,530.46 | \$ 25,530.46 | 7/6/2010 |
| 303 REG | LD1100121 | SIGNATURE BANK, N.A. | 0.15 | 7/6/2012 | 0.15 | \$ 174,705.40 | \$ 174,705.40 | \$ 174,705.40 | 7/6/2010 |
| 303 REG | LD1100139 | FIRST STATE BANK OF ADAMS COUNTY | 0.15 | 7/6/2012 | 0.15 | \$ 333,333.30 | \$ 333,333.30 | \$ 333,333.30 | 7/6/2010 |
| 303 REG | LD1100147 | SIGNATURE BANK, N.A. | 0.15 | 7/6/2012 | 0.15 | \$ 32,513.13 | \$ 32,513.13 | \$ 32,513.13 | 7/6/2010 |
| 303 REG | LD1100154 | WESTFIELD BANK, FSB | 0.15 | 7/6/2012 | 0.15 | \$ 141,460.66 | \$ 141,460.66 | \$ 141,460.66 | 7/6/2010 |
| 303 REG | LD1100162 | PARK NATIONAL BANK | 0.15 | 7/6/2012 | 0.15 | \$ 123,930.17 | \$ 123,930.17 | \$ 123,930.17 | 7/6/2010 |
| 303 REG | LD1100170 | FIRST NATIONAL BANK, PANDORA | 0.15 | 7/6/2012 | 0.15 | \$ 80,000.00 | \$ 80,000.00 | \$ 80,000.00 | 7/6/2010 |
| 303 REG | LD1100188 | FIRST NATIONAL BANK, PANDORA | 0.15 | 7/6/2012 | 0.15 | \$ 60,000.00 | \$ 60,000.00 | \$ 60,000.00 | 7/6/2010 |
| 303 REG | LD1100204 | FIRST FEDERAL BANK OFTHE MIDWEST | 0.15 | 7/6/2012 | 0.15 | \$ 64,458.84 | \$ 64,458.84 | \$ 64,458.84 | 7/6/2010 |
| 303 REG | LD1100212 | HENRY COUNTY BANK | 0.15 | 7/6/2012 | 0.15 | \$ 177,887.56 | \$ 177,887.56 | \$ 177,887.56 | 7/7/2010 |
| 303 REG | LD1100220 | CROGHAN COLONIAL BANK | 0.15 | 7/6/2012 | 0.15 | \$ 164,479.98 | \$ 164,479.98 | \$ 164,479.98 | 7/7/2010 |
| 303 REG | LD1100238 | CONSUMERS NATIONAL BANK | 0.15 | 7/6/2012 | 0.15 | \$ 218,636.01 | \$ 218,636.01 | \$ 218,636.01 | 7/8/2010 |
| 303 REG | LD1100246 | HUNTINGTON NATIONAL BANK, NA | 0.15 | 7/6/2012 | 0.15 | \$ 300,000.00 | \$ 300,000.00 | \$ 300,000.00 | 7/8/2010 |
| 303 REG | LD1100253 | FARMERS CITIZENS BANK, BUCYRUS | 0.15 | 7/6/2012 | 0.15 | \$ 102,053.07 | \$ 102,053.07 | \$ 102,053.07 | 7/8/2010 |
| 303 REG | LD1100261 | FIRST MERCHANTS BANK N.A. | 0.15 | 7/9/2012 | 0.15 | \$ 24,056.21 | \$ 24,056.21 | \$ 24,056.21 | 7/9/2010 |
| 303 REG | LD1100279 | HUNTINGTON NATIONAL BANK, NA | 0.15 | 7/9/2012 | 0.15 | \$ 247,451.52 | \$ 247,451.52 | \$ 247,451.52 | 7/9/2010 |
| 303 REG | LD1100287 | ST. HENRY BANK | 0.15 | 7/12/2012 | 0.15 | \$ 55,795.90 | \$ 55,795.90 | \$ 55,795.90 | 7/12/2010 |
| 303 REG | LD1100295 | FARMERS & MERCHANTS STATE BANK | 0.15 | 7/12/2012 | 0.15 | \$ 8,709.63 | \$ 8,709.63 | \$ 8,709.63 | 7/12/2010 |
| 303 REG | LD1100303 | FIRST MERCHANTS BANK N.A. | 0.15 | 7/12/2012 | 0.15 | \$ 126,758.92 | \$ 126,758.92 | \$ 126,758.92 | 7/12/2010 |
| 303 REG | LD1100311 | FIRST MERCHANTS BANK N.A. | 0.15 | 7/12/2012 | 0.15 | \$ 400,000.00 | \$ 400,000.00 | \$ 400,000.00 | 7/12/2010 |
| 303 REG | LD1100329 | APPLE CREEK BANKING COMPANY | 0.15 | 7/12/2012 | 0.15 | \$ 76,313.02 | \$ 76,313.02 | \$ 76,313.02 | 7/12/2010 |
| 303 REG | LD1100337 | WAYNE SAVINGS COMMUNITY BANK | 0.15 | 7/13/2012 | 0.15 | \$ 188,286.78 | \$ 188,286.78 | \$ 188,286.78 | 7/14/2010 |
| 303 REG | LD1100345 | VINTON COUNTY NATIONAL BANK | 0.15 | 7/16/2012 | 0.15 | \$ 380,056.64 | \$ 380,056.64 | \$ 380,056.64 | 7/16/2010 |

INVS_MONTHEND_INVENTORY
 VisualQED
 INVENTORY
 SETTLEMENT
 7/29/2011

JOSH MANDEL
 TREASURER, STATE OF OHIO

INVESTMENT INVENTORY
 SETTLED POSITIONS AS OF: 07/29/11

| FUND | CUSIP | DESCRIPTION | RATE | MATURITY | YIELD | PAR AMOUNT | BOOK VALUE | MARKET VALUE | 1ST PUR |
|---------|-----------|----------------------------------|------|-----------|-------|---------------|---------------|---------------|-----------|
| 303 REG | LD1100352 | FIRST CITIZENS NATIONAL BANK | 0.15 | 7/16/2012 | 0.15 | \$ 64,447.31 | \$ 64,447.31 | \$ 64,447.31 | 7/16/2010 |
| 303 REG | LD1100360 | WAYNE SAVINGS COMMUNITY BANK | 0.15 | 7/16/2012 | 0.15 | \$ 63,490.83 | \$ 63,490.83 | \$ 63,490.83 | 7/16/2010 |
| 303 REG | LD1100378 | CITIZENS BANKING CO., SANDUSKY | 0.15 | 7/16/2012 | 0.15 | \$ 323,149.15 | \$ 323,149.15 | \$ 323,149.15 | 7/16/2010 |
| 303 REG | LD1100386 | SAVINGS BANK | 0.15 | 7/19/2012 | 0.15 | \$ 383,339.06 | \$ 383,339.06 | \$ 383,339.06 | 7/19/2010 |
| 303 REG | LD1100394 | SAVINGS BANK | 0.15 | 7/19/2012 | 0.15 | \$ 203,415.25 | \$ 203,415.25 | \$ 203,415.25 | 7/19/2010 |
| 303 REG | LD1100402 | FIRST FINANCIAL BANK, NA | 0.15 | 7/19/2012 | 0.15 | \$ 121,081.92 | \$ 121,081.92 | \$ 121,081.92 | 7/19/2010 |
| 303 REG | LD1100428 | HEARTLAND BANK | 0.15 | 7/20/2012 | 0.15 | \$ 161,283.20 | \$ 161,283.20 | \$ 161,283.20 | 7/20/2010 |
| 303 REG | LD1100436 | CROGHAN COLONIAL BANK | 0.15 | 7/20/2012 | 0.15 | \$ 105,090.93 | \$ 105,090.93 | \$ 105,090.93 | 7/20/2010 |
| 303 REG | LD1100444 | FIRST FEDERAL BANK OFTHE MIDWEST | 0.15 | 7/20/2012 | 0.15 | \$ 104,319.75 | \$ 104,319.75 | \$ 104,319.75 | 7/20/2010 |
| 303 REG | LD1100451 | WESTFIELD BANK, FSB | 0.15 | 7/20/2012 | 0.15 | \$ 400,000.00 | \$ 400,000.00 | \$ 400,000.00 | 7/20/2010 |
| 303 REG | LD1100469 | FIRST FINANCIAL BANK, NA | 0.15 | 7/20/2012 | 0.15 | \$ 163,208.31 | \$ 163,208.31 | \$ 163,208.31 | 7/21/2010 |
| 303 REG | LD1100477 | WESTERN RESERVE BANK | 0.15 | 7/20/2012 | 0.15 | \$ 381,140.78 | \$ 381,140.78 | \$ 381,140.78 | 7/21/2010 |
| 303 REG | LD1100485 | FIRST NATIONAL BANK, BELLEVUE | 0.15 | 7/20/2012 | 0.15 | \$ 400,000.00 | \$ 400,000.00 | \$ 400,000.00 | 7/21/2010 |
| 303 REG | LD1100493 | HUNTINGTON NATIONAL BANK, NA | 0.15 | 7/20/2012 | 0.15 | \$ 29,098.36 | \$ 29,098.36 | \$ 29,098.36 | 7/22/2010 |
| 303 REG | LD1100501 | FORT JENNINGS STATE BANK | 0.15 | 7/20/2012 | 0.15 | \$ 167,190.13 | \$ 167,190.13 | \$ 167,190.13 | 7/22/2010 |
| 303 REG | LD1100519 | WESTFIELD BANK, FSB | 0.15 | 7/20/2012 | 0.15 | \$ 258,150.19 | \$ 258,150.19 | \$ 258,150.19 | 7/22/2010 |
| 303 REG | LD1100527 | WESTFIELD BANK, FSB | 0.15 | 7/20/2012 | 0.15 | \$ 54,808.61 | \$ 54,808.61 | \$ 54,808.61 | 7/22/2010 |
| 303 REG | LD1100535 | WESTFIELD BANK, FSB | 0.15 | 7/20/2012 | 0.15 | \$ 219,573.28 | \$ 219,573.28 | \$ 219,573.28 | 7/22/2010 |
| 303 REG | LD1100543 | CITIZENS SAVINGS BANK, MARTINS F | 0.15 | 7/23/2012 | 0.15 | \$ 371,958.01 | \$ 371,958.01 | \$ 371,958.01 | 7/23/2010 |
| 303 REG | LD1100550 | GENOA BANKING COMPANY | 0.15 | 7/23/2012 | 0.15 | \$ 18,028.08 | \$ 18,028.08 | \$ 18,028.08 | 7/23/2010 |
| 303 REG | LD1100568 | FIRST FEDERAL BANK OFTHE MIDWEST | 0.15 | 7/26/2012 | 0.15 | \$ 150,000.00 | \$ 150,000.00 | \$ 150,000.00 | 7/26/2010 |
| 303 REG | LD1100576 | WATERFORD BANK N.A. | 0.15 | 7/26/2012 | 0.15 | \$ 356,534.00 | \$ 356,534.00 | \$ 356,534.00 | 7/26/2010 |
| 303 REG | LD1100584 | CORTLAND SAVINGS & BANKING CO | 0.15 | 7/27/2012 | 0.15 | \$ 168,153.06 | \$ 168,153.06 | \$ 168,153.06 | 7/27/2010 |
| 303 REG | LD1100592 | CORTLAND SAVINGS & BANKING CO | 0.15 | 7/27/2012 | 0.15 | \$ 367,836.48 | \$ 367,836.48 | \$ 367,836.48 | 7/27/2010 |
| 303 REG | LD1100600 | COMMUNITY FIRST BANK | 0.15 | 7/27/2012 | 0.15 | \$ 46,886.01 | \$ 46,886.01 | \$ 46,886.01 | 7/27/2010 |
| 303 REG | LD1100618 | FARMERS NATIONAL BANK, CANFIELD | 0.15 | 7/27/2012 | 0.15 | \$ 273,527.65 | \$ 273,527.65 | \$ 273,527.65 | 7/28/2010 |
| 303 REG | LD1100626 | FIRST FINANCIAL BANK, NA | 0.15 | 7/27/2012 | 0.15 | \$ 304,304.58 | \$ 304,304.58 | \$ 304,304.58 | 7/28/2010 |
| 303 REG | LD1100634 | WESTFIELD BANK, FSB | 0.15 | 7/27/2012 | 0.15 | \$ 175,788.95 | \$ 175,788.95 | \$ 175,788.95 | 7/28/2010 |
| 303 REG | LD1100642 | WESTFIELD BANK, FSB | 0.15 | 7/27/2012 | 0.15 | \$ 180,537.45 | \$ 180,537.45 | \$ 180,537.45 | 7/28/2010 |
| 303 REG | LD1100659 | FARMERS CITIZENS BANK, BUCYRUS | 0.15 | 7/27/2012 | 0.15 | \$ 217,460.53 | \$ 217,460.53 | \$ 217,460.53 | 7/28/2010 |
| 303 REG | LD1100675 | WESTFIELD BANK, FSB | 0.15 | 7/27/2012 | 0.15 | \$ 400,000.00 | \$ 400,000.00 | \$ 400,000.00 | 7/29/2010 |
| 303 REG | LD1100683 | FIRST CITIZENS NATIONAL BANK | 0.15 | 7/27/2012 | 0.15 | \$ 59,466.94 | \$ 59,466.94 | \$ 59,466.94 | 7/29/2010 |
| 303 REG | LD1100691 | HUNTINGTON NATIONAL BANK, NA | 0.15 | 7/27/2012 | 0.15 | \$ 195,266.04 | \$ 195,266.04 | \$ 195,266.04 | 7/29/2010 |
| 303 REG | LD1100709 | HUNTINGTON NATIONAL BANK, NA | 0.15 | 7/27/2012 | 0.15 | \$ 400,000.00 | \$ 400,000.00 | \$ 400,000.00 | 7/29/2010 |
| 303 REG | LD1100717 | FORT JENNINGS STATE BANK | 0.15 | 7/30/2012 | 0.15 | \$ 34,429.20 | \$ 34,429.20 | \$ 34,429.20 | 7/30/2010 |
| 303 REG | LD1100733 | MECHANICS SAVINGS BANK | 0.15 | 8/2/2012 | 0.15 | \$ 13,500.00 | \$ 13,500.00 | \$ 13,500.00 | 8/2/2010 |
| 303 REG | LD1100741 | PARK NATIONAL BANK | 0.15 | 8/2/2012 | 0.15 | \$ 251,208.76 | \$ 251,208.76 | \$ 251,208.76 | 8/2/2010 |
| 303 REG | LD1100758 | OLD FORT BANKING COMPANY | 0.15 | 8/2/2012 | 0.15 | \$ 187,845.98 | \$ 187,845.98 | \$ 187,845.98 | 8/2/2010 |
| 303 REG | LD1100766 | CITIZENS NATIONAL OF BLUFFTON | 0.15 | 8/3/2012 | 0.15 | \$ 315,635.37 | \$ 315,635.37 | \$ 315,635.37 | 8/3/2010 |
| 303 REG | LD1100782 | U.S. BANK, N.A. | 0.15 | 8/3/2012 | 0.15 | \$ 306,597.43 | \$ 306,597.43 | \$ 306,597.43 | 8/3/2010 |
| 303 REG | LD1100790 | U.S. BANK, N.A. | 0.15 | 8/3/2012 | 0.15 | \$ 353,175.48 | \$ 353,175.48 | \$ 353,175.48 | 8/3/2010 |
| 303 REG | LD1100808 | FIRST FEDERAL BANK OFTHE MIDWEST | 0.15 | 8/3/2012 | 0.15 | \$ 217,927.60 | \$ 217,927.60 | \$ 217,927.60 | 8/4/2010 |
| 303 REG | LD1100816 | COMMERCIAL & SAVINGS BANK, MILLE | 0.15 | 8/3/2012 | 0.15 | \$ 333,782.69 | \$ 333,782.69 | \$ 333,782.69 | 8/4/2010 |
| 303 REG | LD1100824 | CORTLAND SAVINGS & BANKING CO | 0.15 | 8/3/2012 | 0.15 | \$ 333,333.45 | \$ 333,333.45 | \$ 333,333.45 | 8/5/2010 |
| 303 REG | LD1100832 | HUNTINGTON NATIONAL BANK, NA | 0.15 | 8/3/2012 | 0.15 | \$ 375,000.00 | \$ 375,000.00 | \$ 375,000.00 | 8/5/2010 |
| 303 REG | LD1100840 | WESTFIELD BANK, FSB | 0.15 | 8/3/2012 | 0.15 | \$ 205,710.33 | \$ 205,710.33 | \$ 205,710.33 | 8/5/2010 |
| 303 REG | LD1100857 | Richland Trust Co, div Park NB | 0.15 | 8/9/2012 | 0.15 | \$ 85,328.31 | \$ 85,328.31 | \$ 85,328.31 | 8/9/2010 |
| 303 REG | LD1100865 | FIFTH THIRD BANK | 0.15 | 8/9/2012 | 0.15 | \$ 197,409.85 | \$ 197,409.85 | \$ 197,409.85 | 8/9/2010 |
| 303 REG | LD1100873 | FIFTH THIRD BANK | 0.15 | 8/9/2012 | 0.15 | \$ 14,811.55 | \$ 14,811.55 | \$ 14,811.55 | 8/9/2010 |
| 303 REG | LD1100881 | FIRST FINANCIAL BANK, NA | 0.15 | 8/9/2012 | 0.15 | \$ 351,690.70 | \$ 351,690.70 | \$ 351,690.70 | 8/9/2010 |
| 303 REG | LD1100899 | STATE BANK & TRUST COMPANY | 0.15 | 8/9/2012 | 0.15 | \$ 144,459.08 | \$ 144,459.08 | \$ 144,459.08 | 8/9/2010 |
| 303 REG | LD1100907 | WESTERN RESERVE BANK | 0.15 | 8/9/2012 | 0.15 | \$ 196,110.42 | \$ 196,110.42 | \$ 196,110.42 | 8/9/2010 |
| 303 REG | LD1100915 | CITIZENS SAVINGS BANK, MARTINS F | 0.15 | 8/9/2012 | 0.15 | \$ 73,470.14 | \$ 73,470.14 | \$ 73,470.14 | 8/9/2010 |

INVS_MONTHEND_INVENTORY
 VisualQED
 INVENTORY
 SETTLEMENT
 7/29/2011

JOSH MANDEL
TREASURER, STATE OF OHIO

INVESTMENT INVENTORY
 SETTLED POSITIONS AS OF: 07/29/11

| FUND | CUSIP | DESCRIPTION | RATE | MATURITY | YIELD | PAR AMOUNT | BOOK VALUE | MARKET VALUE | 1ST PUR |
|---------|-----------|-----------------------------------|------|-----------|-------|---------------|---------------|---------------|-----------|
| 303 REG | LD1100923 | STATE BANK & TRUST COMPANY | 0.15 | 8/10/2012 | 0.15 | \$ 45,114.45 | \$ 45,114.45 | \$ 45,114.45 | 8/10/2010 |
| 303 REG | LD1100931 | CITIZENS NATIONAL OF BLUFFTON | 0.15 | 8/10/2012 | 0.15 | \$ 40,457.78 | \$ 40,457.78 | \$ 40,457.78 | 8/11/2010 |
| 303 REG | LD1100949 | FIRST CITIZENS NATIONAL BANK | 0.15 | 8/10/2012 | 0.15 | \$ 53,013.92 | \$ 53,013.92 | \$ 53,013.92 | 8/11/2010 |
| 303 REG | LD1100956 | COMMUNITY BANK, CROOKSVILLE | 0.15 | 8/13/2012 | 0.15 | \$ 226,317.03 | \$ 226,317.03 | \$ 226,317.03 | 8/13/2010 |
| 303 REG | LD1100964 | U.S. BANK, N.A. | 0.15 | 8/17/2012 | 0.15 | \$ 126,839.21 | \$ 126,839.21 | \$ 126,839.21 | 8/17/2010 |
| 303 REG | LD1100972 | FIRST FEDERAL BANK OF THE MIDWEST | 0.15 | 8/17/2012 | 0.15 | \$ 322,339.72 | \$ 322,339.72 | \$ 322,339.72 | 8/18/2010 |
| 303 REG | LD1100980 | CITIZENS NATIONAL BANK, SW OHIO | 0.15 | 8/17/2012 | 0.15 | \$ 142,213.17 | \$ 142,213.17 | \$ 142,213.17 | 8/18/2010 |
| 303 REG | LD1100998 | PNC BANK, NA | 0.15 | 8/17/2012 | 0.15 | \$ 105,774.72 | \$ 105,774.72 | \$ 105,774.72 | 8/19/2010 |
| 303 REG | LD1101004 | CORTLAND SAVINGS & BANKING CO | 0.15 | 8/17/2012 | 0.15 | \$ 194,623.11 | \$ 194,623.11 | \$ 194,623.11 | 8/19/2010 |
| 303 REG | LD1101012 | HUNTINGTON NATIONAL BANK, NA | 0.15 | 8/20/2012 | 0.15 | \$ 157,022.99 | \$ 157,022.99 | \$ 157,022.99 | 8/20/2010 |
| 303 REG | LD1101020 | FARMERS CITIZENS BANK, BUCYRUS | 0.15 | 8/20/2012 | 0.15 | \$ 172,780.72 | \$ 172,780.72 | \$ 172,780.72 | 8/20/2010 |
| 303 REG | LD1101038 | FIRST FINANCIAL BANK, NA | 0.15 | 8/24/2012 | 0.15 | \$ 12,960.99 | \$ 12,960.99 | \$ 12,960.99 | 8/24/2010 |
| 303 REG | LD1101046 | PARK NATIONAL BANK | 0.15 | 8/24/2012 | 0.15 | \$ 277,058.49 | \$ 277,058.49 | \$ 277,058.49 | 8/24/2010 |
| 303 REG | LD1101053 | HUNTINGTON NATIONAL BANK, NA | 0.15 | 8/24/2012 | 0.15 | \$ 214,716.36 | \$ 214,716.36 | \$ 214,716.36 | 8/26/2010 |
| 303 REG | LD1101061 | GENOA BANKING COMPANY | 0.15 | 8/24/2012 | 0.15 | \$ 127,468.22 | \$ 127,468.22 | \$ 127,468.22 | 8/26/2010 |
| 303 REG | LD1101079 | SIGNATURE BANK, N.A. | 0.15 | 8/24/2012 | 0.15 | \$ 393,540.41 | \$ 393,540.41 | \$ 393,540.41 | 8/26/2010 |
| 303 REG | LD1101087 | PARK NATIONAL BANK | 0.15 | 8/24/2012 | 0.15 | \$ 159,572.37 | \$ 159,572.37 | \$ 159,572.37 | 8/26/2010 |
| 303 REG | LD1101095 | CORTLAND SAVINGS & BANKING CO | 0.15 | 8/24/2012 | 0.15 | \$ 313,164.60 | \$ 313,164.60 | \$ 313,164.60 | 8/26/2010 |
| 303 REG | LD1101103 | CORTLAND SAVINGS & BANKING CO | 0.15 | 8/24/2012 | 0.15 | \$ 372,152.80 | \$ 372,152.80 | \$ 372,152.80 | 8/26/2010 |
| 303 REG | LD1101111 | FIRST FEDERAL COMMUNITY BK DOVER | 0.15 | 8/24/2012 | 0.15 | \$ 118,410.73 | \$ 118,410.73 | \$ 118,410.73 | 8/26/2010 |
| 303 REG | LD1101129 | CITIZENS SAVINGS BANK, MARTINS F | 0.15 | 8/24/2012 | 0.15 | \$ 88,584.37 | \$ 88,584.37 | \$ 88,584.37 | 8/26/2010 |
| 303 REG | LD1101137 | PARK NATIONAL BANK | 0.15 | 8/31/2012 | 0.15 | \$ 137,372.26 | \$ 137,372.26 | \$ 137,372.26 | 8/31/2010 |
| 303 REG | LD1101145 | PARK NATIONAL BANK | 0.15 | 8/31/2012 | 0.15 | \$ 50,000.00 | \$ 50,000.00 | \$ 50,000.00 | 8/31/2010 |
| 303 REG | LD1101152 | SIGNATURE BANK, N.A. | 0.15 | 8/31/2012 | 0.15 | \$ 393,785.78 | \$ 393,785.78 | \$ 393,785.78 | 8/31/2010 |
| 303 REG | LD1101160 | OLD FORT BANKING COMPANY | 0.15 | 8/31/2012 | 0.15 | \$ 369,521.34 | \$ 369,521.34 | \$ 369,521.34 | 8/31/2010 |
| 303 REG | LD1101178 | National Bank of Oak Harbor DNU | 0.15 | 8/31/2012 | 0.15 | \$ 250,049.29 | \$ 250,049.29 | \$ 250,049.29 | 8/31/2010 |
| 303 REG | LD1101186 | LIBERTY NATIONAL BANK | 0.15 | 8/31/2012 | 0.15 | \$ 349,075.36 | \$ 349,075.36 | \$ 349,075.36 | 8/31/2010 |
| 303 REG | LD1101194 | FARMERS CITIZENS BANK, BUCYRUS | 0.15 | 8/31/2012 | 0.15 | \$ 349,856.16 | \$ 349,856.16 | \$ 349,856.16 | 9/1/2010 |
| 303 REG | LD1101202 | FIRST FINANCIAL BANK, NA | 0.15 | 8/31/2012 | 0.15 | \$ 387,149.88 | \$ 387,149.88 | \$ 387,149.88 | 9/1/2010 |
| 303 REG | LD1101210 | HUNTINGTON NATIONAL BANK, NA | 0.15 | 8/31/2012 | 0.15 | \$ 34,056.83 | \$ 34,056.83 | \$ 34,056.83 | 9/3/2010 |
| 303 REG | LD1101228 | SIGNATURE BANK, N.A. | 0.15 | 9/7/2012 | 0.15 | \$ 383,942.65 | \$ 383,942.65 | \$ 383,942.65 | 9/7/2010 |
| 303 REG | LD1101236 | SIGNATURE BANK, N.A. | 0.15 | 9/7/2012 | 0.15 | \$ 32,492.60 | \$ 32,492.60 | \$ 32,492.60 | 9/7/2010 |
| 303 REG | LD1101244 | PEOPLES SAVINGS BANK, NEW METAMO | 0.15 | 9/7/2012 | 0.15 | \$ 65,532.29 | \$ 65,532.29 | \$ 65,532.29 | 9/7/2010 |
| 303 REG | LD1101251 | AMERICAN SAVINGS BANK, FSB | 0.15 | 9/7/2012 | 0.15 | \$ 170,342.12 | \$ 170,342.12 | \$ 170,342.12 | 9/7/2010 |
| 303 REG | LD1101269 | CROGHAN COLONIAL BANK | 0.15 | 9/7/2012 | 0.15 | \$ 400,000.00 | \$ 400,000.00 | \$ 400,000.00 | 9/8/2010 |
| 303 REG | LD1101277 | FARMERS NATIONAL BANK, CANFIELD | 0.15 | 9/7/2012 | 0.15 | \$ 108,995.68 | \$ 108,995.68 | \$ 108,995.68 | 9/8/2010 |
| 303 REG | LD1101285 | FARMERS NATIONAL BANK, CANFIELD | 0.15 | 9/7/2012 | 0.15 | \$ 84,156.94 | \$ 84,156.94 | \$ 84,156.94 | 9/8/2010 |
| 303 REG | LD1101293 | AMERICAN SAVINGS BANK, FSB | 0.15 | 9/7/2012 | 0.15 | \$ 200,000.00 | \$ 200,000.00 | \$ 200,000.00 | 9/8/2010 |
| 303 REG | LD1101301 | FIRST FEDERAL BANK OF THE MIDWEST | 0.15 | 9/7/2012 | 0.15 | \$ 58,956.79 | \$ 58,956.79 | \$ 58,956.79 | 9/9/2010 |
| 303 REG | LD1101319 | FORT JENNINGS STATE BANK | 0.15 | 9/7/2012 | 0.15 | \$ 163,210.20 | \$ 163,210.20 | \$ 163,210.20 | 9/9/2010 |
| 303 REG | LD1101335 | HUNTINGTON NATIONAL BANK, NA | 0.15 | 9/13/2012 | 0.15 | \$ 132,562.72 | \$ 132,562.72 | \$ 132,562.72 | 9/13/2010 |
| 303 REG | LD1101343 | FORT JENNINGS STATE BANK | 0.15 | 9/13/2012 | 0.15 | \$ 121,430.85 | \$ 121,430.85 | \$ 121,430.85 | 9/13/2010 |
| 303 REG | LD1101350 | KINGSTON NATIONAL BANK | 0.15 | 9/14/2012 | 0.15 | \$ 388,290.49 | \$ 388,290.49 | \$ 388,290.49 | 9/14/2010 |
| 303 REG | LD1101368 | CROGHAN COLONIAL BANK | 0.15 | 9/14/2012 | 0.15 | \$ 150,000.00 | \$ 150,000.00 | \$ 150,000.00 | 9/15/2010 |
| 303 REG | LD1101376 | GENOA BANKING COMPANY | 0.15 | 9/14/2012 | 0.15 | \$ 235,304.79 | \$ 235,304.79 | \$ 235,304.79 | 9/15/2010 |
| 303 REG | LD1101384 | DELAWARE COUNTY BANK & TRUST CO* | 0.15 | 9/14/2012 | 0.15 | \$ 285,000.00 | \$ 285,000.00 | \$ 285,000.00 | 9/16/2010 |
| 303 REG | LD1101392 | FARMERS SAVINGS BANK, SPENCER | 0.15 | 9/14/2012 | 0.15 | \$ 261,017.24 | \$ 261,017.24 | \$ 261,017.24 | 9/16/2010 |
| 303 REG | LD1101400 | HUNTINGTON NATIONAL BANK, NA | 0.15 | 9/14/2012 | 0.15 | \$ 183,420.00 | \$ 183,420.00 | \$ 183,420.00 | 9/16/2010 |
| 303 REG | LD1101418 | HUNTINGTON NATIONAL BANK, NA | 0.15 | 9/17/2012 | 0.15 | \$ 87,368.18 | \$ 87,368.18 | \$ 87,368.18 | 9/17/2010 |
| 303 REG | LD1101426 | HUNTINGTON NATIONAL BANK, NA | 0.15 | 9/17/2012 | 0.15 | \$ 110,893.03 | \$ 110,893.03 | \$ 110,893.03 | 9/17/2010 |
| 303 REG | LD1101434 | FORT JENNINGS STATE BANK | 0.15 | 9/17/2012 | 0.15 | \$ 150,000.00 | \$ 150,000.00 | \$ 150,000.00 | 9/17/2010 |
| 303 REG | LD1101442 | HUNTINGTON NATIONAL BANK, NA | 0.15 | 9/17/2012 | 0.15 | \$ 400,000.00 | \$ 400,000.00 | \$ 400,000.00 | 9/17/2010 |
| 303 REG | LD1101459 | HENRY COUNTY BANK | 0.15 | 9/17/2012 | 0.15 | \$ 293,911.89 | \$ 293,911.89 | \$ 293,911.89 | 9/17/2010 |

INVS_MONTHEND_INVENTORY
 VisualQED
 INVENTORY
 SETTLEMENT
 7/29/2011

JOSH MANDEL
 TREASURER, STATE OF OHIO

INVESTMENT INVENTORY
 SETTLED POSITIONS AS OF: 07/29/11

| FUND | CUSIP | DESCRIPTION | RATE | MATURITY | YIELD | PAR AMOUNT | BOOK VALUE | MARKET VALUE | 1ST PUR |
|---------|-----------|----------------------------------|------|------------|-------|---------------|---------------|---------------|------------|
| 303 REG | LD1101467 | HUNTINGTON NATIONAL BANK, NA | 0.15 | 9/17/2012 | 0.15 | \$ 275,939.70 | \$ 275,939.70 | \$ 275,939.70 | 9/17/2010 |
| 303 REG | LD1101475 | PARK NATIONAL BANK | 0.15 | 9/20/2012 | 0.15 | \$ 173,271.27 | \$ 173,271.27 | \$ 173,271.27 | 9/20/2010 |
| 303 REG | LD1101483 | FARMERS & MERCHANTS STATE BANK | 0.15 | 9/20/2012 | 0.15 | \$ 100,753.79 | \$ 100,753.79 | \$ 100,753.79 | 9/20/2010 |
| 303 REG | LD1101491 | HUNTINGTON NATIONAL BANK, NA | 0.15 | 9/21/2012 | 0.15 | \$ 178,549.19 | \$ 178,549.19 | \$ 178,549.19 | 9/21/2010 |
| 303 REG | LD1101509 | U.S. BANK, N.A. | 0.15 | 9/21/2012 | 0.15 | \$ 400,000.00 | \$ 400,000.00 | \$ 400,000.00 | 9/21/2010 |
| 303 REG | LD1101517 | U.S. BANK, N.A. | 0.15 | 9/21/2012 | 0.15 | \$ 231,915.45 | \$ 231,915.45 | \$ 231,915.45 | 9/21/2010 |
| 303 REG | LD1101525 | FIRST CITIZENS NATIONAL BANK | 0.15 | 9/21/2012 | 0.15 | \$ 58,088.51 | \$ 58,088.51 | \$ 58,088.51 | 9/22/2010 |
| 303 REG | LD1101533 | RIVERHILLS BANK | 0.15 | 9/21/2012 | 0.15 | \$ 284,096.00 | \$ 284,096.00 | \$ 284,096.00 | 9/23/2010 |
| 303 REG | LD1101541 | HUNTINGTON NATIONAL BANK, NA | 0.15 | 9/24/2012 | 0.15 | \$ 183,792.53 | \$ 183,792.53 | \$ 183,792.53 | 9/24/2010 |
| 303 REG | LD1101558 | Century NB, div Park NB | 0.15 | 9/24/2012 | 0.15 | \$ 230,568.81 | \$ 230,568.81 | \$ 230,568.81 | 9/24/2010 |
| 303 REG | LD1101566 | HENRY COUNTY BANK | 0.15 | 9/24/2012 | 0.15 | \$ 188,279.43 | \$ 188,279.43 | \$ 188,279.43 | 9/24/2010 |
| 303 REG | LD1101574 | CITIZENS NATIONAL OF BLUFFTON | 0.15 | 9/24/2012 | 0.15 | \$ 159,671.45 | \$ 159,671.45 | \$ 159,671.45 | 9/24/2010 |
| 303 REG | LD1101582 | CITIZENS NATIONAL OF BLUFFTON | 0.15 | 9/24/2012 | 0.15 | \$ 338,607.43 | \$ 338,607.43 | \$ 338,607.43 | 9/24/2010 |
| 303 REG | LD1101590 | WESTFIELD BANK, FSB | 0.15 | 9/24/2012 | 0.15 | \$ 379,715.20 | \$ 379,715.20 | \$ 379,715.20 | 9/24/2010 |
| 303 REG | LD1101608 | CROGHAN COLONIAL BANK | 0.15 | 9/27/2012 | 0.15 | \$ 71,862.69 | \$ 71,862.69 | \$ 71,862.69 | 9/27/2010 |
| 303 REG | LD1101616 | HUNTINGTON NATIONAL BANK, NA | 0.15 | 9/27/2012 | 0.15 | \$ 46,973.75 | \$ 46,973.75 | \$ 46,973.75 | 9/27/2010 |
| 303 REG | LD1101624 | PEOPLES BANK, N.A. MARIETTA | 0.15 | 9/28/2012 | 0.15 | \$ 28,285.75 | \$ 28,285.75 | \$ 28,285.75 | 9/28/2010 |
| 303 REG | LD1101632 | UNION BANK COMPANY, COLS GROVE | 0.15 | 9/28/2012 | 0.15 | \$ 400,000.00 | \$ 400,000.00 | \$ 400,000.00 | 9/29/2010 |
| 303 REG | LD1101640 | UNION BANK COMPANY, COLS GROVE | 0.15 | 9/28/2012 | 0.15 | \$ 400,000.00 | \$ 400,000.00 | \$ 400,000.00 | 9/29/2010 |
| 303 REG | LD1101657 | FORT JENNINGS STATE BANK | 0.15 | 9/28/2012 | 0.15 | \$ 275,000.00 | \$ 275,000.00 | \$ 275,000.00 | 9/29/2010 |
| 303 REG | LD1101665 | PNC BANK, NA | 0.15 | 9/28/2012 | 0.15 | \$ 334,431.95 | \$ 334,431.95 | \$ 334,431.95 | 9/29/2010 |
| 303 REG | LD1101673 | FARMERS NATIONAL BANK, CANFIELD | 0.15 | 10/1/2012 | 0.15 | \$ 342,475.17 | \$ 342,475.17 | \$ 342,475.17 | 10/1/2010 |
| 303 REG | LD1101681 | AMERICAN SAVINGS BANK, FSB | 0.15 | 10/1/2012 | 0.15 | \$ 164,231.22 | \$ 164,231.22 | \$ 164,231.22 | 10/1/2010 |
| 303 REG | LD1101699 | AMERICAN SAVINGS BANK, FSB | 0.15 | 10/1/2012 | 0.15 | \$ 44,080.80 | \$ 44,080.80 | \$ 44,080.80 | 10/1/2010 |
| 303 REG | LD1101707 | SIGNATURE BANK, N.A. | 0.15 | 10/1/2012 | 0.15 | \$ 314,878.84 | \$ 314,878.84 | \$ 314,878.84 | 10/1/2010 |
| 303 REG | LD1101715 | SIGNATURE BANK, N.A. | 0.15 | 10/1/2012 | 0.15 | \$ 391,158.37 | \$ 391,158.37 | \$ 391,158.37 | 10/1/2010 |
| 303 REG | LD1101723 | HUNTINGTON NATIONAL BANK, NA | 0.15 | 10/1/2012 | 0.15 | \$ 253,751.14 | \$ 253,751.14 | \$ 253,751.14 | 10/1/2010 |
| 303 REG | LD1101731 | WESTFIELD BANK, FSB | 0.15 | 10/4/2012 | 0.15 | \$ 103,334.20 | \$ 103,334.20 | \$ 103,334.20 | 10/4/2010 |
| 303 REG | LD1101749 | WESTFIELD BANK, FSB | 0.15 | 10/4/2012 | 0.15 | \$ 346,718.96 | \$ 346,718.96 | \$ 346,718.96 | 10/4/2010 |
| 303 REG | LD1101756 | LIBERTY NATIONAL BANK | 0.15 | 10/5/2012 | 0.15 | \$ 243,641.71 | \$ 243,641.71 | \$ 243,641.71 | 10/5/2010 |
| 303 REG | LD1101764 | CITIZENS NATIONAL OF BLUFFTON | 0.15 | 10/5/2012 | 0.15 | \$ 41,929.96 | \$ 41,929.96 | \$ 41,929.96 | 10/5/2010 |
| 303 REG | LD1101772 | CORTLAND SAVINGS & BANKING CO | 0.15 | 10/5/2012 | 0.15 | \$ 311,241.26 | \$ 311,241.26 | \$ 311,241.26 | 10/5/2010 |
| 303 REG | LD1101780 | WESBANCO BANK, INC | 0.15 | 10/5/2012 | 0.15 | \$ 363,683.78 | \$ 363,683.78 | \$ 363,683.78 | 10/5/2010 |
| 303 REG | LD1101798 | FIRST FINANCIAL BANK, NA | 0.15 | 10/5/2012 | 0.15 | \$ 48,571.82 | \$ 48,571.82 | \$ 48,571.82 | 10/6/2010 |
| 303 REG | LD1101806 | FIRST NATIONAL BANK, PANDORA | 0.15 | 10/5/2012 | 0.15 | \$ 34,985.18 | \$ 34,985.18 | \$ 34,985.18 | 10/6/2010 |
| 303 REG | LD1101814 | COMMERCIAL & SAVINGS BANK, MILLE | 0.15 | 10/5/2012 | 0.15 | \$ 147,065.07 | \$ 147,065.07 | \$ 147,065.07 | 10/6/2010 |
| 303 REG | LD1101822 | MINSTER BANK | 0.15 | 10/5/2012 | 0.15 | \$ 250,000.00 | \$ 250,000.00 | \$ 250,000.00 | 10/7/2010 |
| 303 REG | LD1101830 | FIRST FINANCIAL BANK, NA | 0.15 | 10/5/2012 | 0.15 | \$ 371,434.00 | \$ 371,434.00 | \$ 371,434.00 | 10/7/2010 |
| 303 REG | LD1101848 | FIRST FINANCIAL BANK, NA | 0.15 | 10/5/2012 | 0.15 | \$ 323,922.00 | \$ 323,922.00 | \$ 323,922.00 | 10/7/2010 |
| 303 REG | LD1101855 | CROGHAN COLONIAL BANK | 0.15 | 10/5/2012 | 0.15 | \$ 36,803.08 | \$ 36,803.08 | \$ 36,803.08 | 10/8/2010 |
| 303 REG | LD1101863 | WESTFIELD BANK, FSB | 0.15 | 10/5/2012 | 0.15 | \$ 400,000.00 | \$ 400,000.00 | \$ 400,000.00 | 10/8/2010 |
| 303 REG | LD1101871 | HUNTINGTON NATIONAL BANK, NA | 0.15 | 10/12/2012 | 0.15 | \$ 137,207.53 | \$ 137,207.53 | \$ 137,207.53 | 10/12/2010 |
| 303 REG | LD1101889 | HUNTINGTON NATIONAL BANK, NA | 0.15 | 10/12/2012 | 0.15 | \$ 385,650.98 | \$ 385,650.98 | \$ 385,650.98 | 10/12/2010 |
| 303 REG | LD1101897 | U.S. BANK, N.A. | 0.15 | 10/12/2012 | 0.15 | \$ 200,873.95 | \$ 200,873.95 | \$ 200,873.95 | 10/12/2010 |
| 303 REG | LD1101905 | CROGHAN COLONIAL BANK | 0.15 | 10/12/2012 | 0.15 | \$ 74,852.66 | \$ 74,852.66 | \$ 74,852.66 | 10/13/2010 |
| 303 REG | LD1101913 | HUNTINGTON NATIONAL BANK, NA | 0.15 | 10/12/2012 | 0.15 | \$ 225,920.29 | \$ 225,920.29 | \$ 225,920.29 | 10/14/2010 |
| 303 REG | LD1101921 | HUNTINGTON NATIONAL BANK, NA | 0.15 | 10/12/2012 | 0.15 | \$ 307,777.77 | \$ 307,777.77 | \$ 307,777.77 | 10/14/2010 |
| 303 REG | LD1101939 | HUNTINGTON NATIONAL BANK, NA | 0.15 | 10/12/2012 | 0.15 | \$ 181,117.26 | \$ 181,117.26 | \$ 181,117.26 | 10/14/2010 |
| 303 REG | LD1101947 | FARMERS NATIONAL BANK, CANFIELD | 0.15 | 10/12/2012 | 0.15 | \$ 384,150.47 | \$ 384,150.47 | \$ 384,150.47 | 10/14/2010 |
| 303 REG | LD1101954 | CITIZENS SAVINGS BANK, MARTINS F | 0.15 | 10/12/2012 | 0.15 | \$ 321,203.68 | \$ 321,203.68 | \$ 321,203.68 | 10/14/2010 |
| 303 REG | LD1101962 | COMMERCIAL & SAVINGS BANK, MILLE | 0.15 | 10/12/2012 | 0.15 | \$ 186,857.33 | \$ 186,857.33 | \$ 186,857.33 | 10/14/2010 |
| 303 REG | LD1101970 | LIBERTY NATIONAL BANK | 0.15 | 10/15/2012 | 0.15 | \$ 193,903.02 | \$ 193,903.02 | \$ 193,903.02 | 10/15/2010 |
| 303 REG | LD1101327 | FIRST FINANCIAL BANK, NA | 0.15 | 10/18/2012 | 0.15 | \$ 42,967.80 | \$ 42,967.80 | \$ 42,967.80 | 10/18/2010 |

INVS_MONTHEND_INVENTORY
 VisualQED
 INVENTORY
 SETTLEMENT
 7/29/2011

JOSH MANDEL
TREASURER, STATE OF OHIO

INVESTMENT INVENTORY
 SETTLED POSITIONS AS OF: 07/29/11

| FUND | CUSIP | DESCRIPTION | RATE | MATURITY | YIELD | PAR AMOUNT | BOOK VALUE | MARKET VALUE | 1ST PUR |
|---------|-----------|-----------------------------------|------|------------|-------|---------------|---------------|---------------|------------|
| 303 REG | LD1101988 | OLD FORT BANKING COMPANY | 0.15 | 10/18/2012 | 0.15 | \$ 337,919.82 | \$ 337,919.82 | \$ 337,919.82 | 10/18/2010 |
| 303 REG | LD1101996 | OLD FORT BANKING COMPANY | 0.15 | 10/18/2012 | 0.15 | \$ 151,996.79 | \$ 151,996.79 | \$ 151,996.79 | 10/18/2010 |
| 303 REG | LD1102002 | CITIZENS NATIONAL OF BLUFFTON | 0.15 | 10/18/2012 | 0.15 | \$ 98,475.31 | \$ 98,475.31 | \$ 98,475.31 | 10/18/2010 |
| 303 REG | LD1102028 | MERCHANTS NATIONAL BANK | 0.15 | 10/19/2012 | 0.15 | \$ 180,965.27 | \$ 180,965.27 | \$ 180,965.27 | 10/19/2010 |
| 303 REG | LD1102036 | MERCHANTS NATIONAL BANK | 0.15 | 10/19/2012 | 0.15 | \$ 86,044.48 | \$ 86,044.48 | \$ 86,044.48 | 10/19/2010 |
| 303 REG | LD1102044 | WAYNE SAVINGS COMMUNITY BANK | 0.15 | 10/19/2012 | 0.15 | \$ 57,784.67 | \$ 57,784.67 | \$ 57,784.67 | 10/19/2010 |
| 303 REG | LD1102051 | FARMERS NATIONAL BANK, CANFIELD | 0.15 | 10/19/2012 | 0.15 | \$ 151,303.33 | \$ 151,303.33 | \$ 151,303.33 | 10/20/2010 |
| 303 REG | LD1102069 | SUTTON BANK | 0.15 | 10/19/2012 | 0.15 | \$ 275,812.56 | \$ 275,812.56 | \$ 275,812.56 | 10/20/2010 |
| 303 REG | LD1102077 | HEARTLAND BANK | 0.15 | 10/19/2012 | 0.15 | \$ 118,418.86 | \$ 118,418.86 | \$ 118,418.86 | 10/20/2010 |
| 303 REG | LD1102085 | WESTFIELD BANK, FSB | 0.15 | 10/19/2012 | 0.15 | \$ 364,520.85 | \$ 364,520.85 | \$ 364,520.85 | 10/20/2010 |
| 303 REG | LD1102093 | 1ST NATIONAL COMMUNITY BANK | 0.15 | 10/19/2012 | 0.15 | \$ 32,495.74 | \$ 32,495.74 | \$ 32,495.74 | 10/21/2010 |
| 303 REG | LD1102101 | FIFTH THIRD BANK | 0.15 | 10/19/2012 | 0.15 | \$ 79,462.23 | \$ 79,462.23 | \$ 79,462.23 | 10/21/2010 |
| 303 REG | LD1102127 | STATE BANK & TRUST COMPANY | 0.15 | 10/22/2012 | 0.15 | \$ 400,000.00 | \$ 400,000.00 | \$ 400,000.00 | 10/22/2010 |
| 303 REG | LD1102135 | STATE BANK & TRUST COMPANY | 0.15 | 10/22/2012 | 0.15 | \$ 33,404.86 | \$ 33,404.86 | \$ 33,404.86 | 10/22/2010 |
| 303 REG | LD1102143 | LIBERTY NATIONAL BANK | 0.15 | 10/26/2012 | 0.15 | \$ 126,210.07 | \$ 126,210.07 | \$ 126,210.07 | 10/26/2010 |
| 303 REG | LD1102150 | U.S. BANK, N.A. | 0.15 | 10/26/2012 | 0.15 | \$ 73,222.45 | \$ 73,222.45 | \$ 73,222.45 | 10/27/2010 |
| 303 REG | LD1102168 | OLD FORT BANKING COMPANY | 0.15 | 10/26/2012 | 0.15 | \$ 90,426.06 | \$ 90,426.06 | \$ 90,426.06 | 10/27/2010 |
| 303 REG | LD1102176 | FARMERS & MERCHANTS STATE BANK | 0.15 | 10/26/2012 | 0.15 | \$ 295,946.38 | \$ 295,946.38 | \$ 295,946.38 | 10/27/2010 |
| 303 REG | LD1102184 | LAKE NATIONAL BANK | 0.15 | 10/26/2012 | 0.15 | \$ 366,277.22 | \$ 366,277.22 | \$ 366,277.22 | 10/27/2010 |
| 303 REG | LD1102192 | CROGHAN COLONIAL BANK | 0.15 | 10/26/2012 | 0.15 | \$ 150,000.00 | \$ 150,000.00 | \$ 150,000.00 | 10/27/2010 |
| 303 REG | LD1102200 | FARMERS & MERCHANTS STATE BANK | 0.15 | 11/2/2012 | 0.15 | \$ 136,326.35 | \$ 136,326.35 | \$ 136,326.35 | 11/2/2010 |
| 303 REG | LD1102218 | AMERICAN SAVINGS BANK, FSB | 0.15 | 11/2/2012 | 0.15 | \$ 86,416.22 | \$ 86,416.22 | \$ 86,416.22 | 11/3/2010 |
| 303 REG | LD1102226 | AMERICAN SAVINGS BANK, FSB | 0.15 | 11/2/2012 | 0.15 | \$ 24,504.67 | \$ 24,504.67 | \$ 24,504.67 | 11/3/2010 |
| 303 REG | LD1102234 | HUNTINGTON NATIONAL BANK, NA | 0.15 | 11/2/2012 | 0.15 | \$ 259,437.65 | \$ 259,437.65 | \$ 259,437.65 | 11/3/2010 |
| 303 REG | LD1102242 | HUNTINGTON NATIONAL BANK, NA | 0.15 | 11/2/2012 | 0.15 | \$ 84,638.38 | \$ 84,638.38 | \$ 84,638.38 | 11/3/2010 |
| 303 REG | LD1102259 | FARMERS NATIONAL BANK, CANFIELD | 0.15 | 11/2/2012 | 0.15 | \$ 385,539.10 | \$ 385,539.10 | \$ 385,539.10 | 11/3/2010 |
| 303 REG | LD1102564 | LIBERTY NATIONAL BANK | 0.15 | 11/2/2012 | 0.15 | \$ 347,183.91 | \$ 347,183.91 | \$ 347,183.91 | 11/4/2010 |
| 303 REG | LD1102572 | STATE BANK & TRUST COMPANY | 0.15 | 11/5/2012 | 0.15 | \$ 128,876.07 | \$ 128,876.07 | \$ 128,876.07 | 11/5/2010 |
| 303 REG | LD1102580 | FIRST NATIONAL BANK, PANDORA | 0.15 | 11/5/2012 | 0.15 | \$ 50,000.00 | \$ 50,000.00 | \$ 50,000.00 | 11/5/2010 |
| 303 REG | LD1102598 | HUNTINGTON NATIONAL BANK, NA | 0.15 | 11/5/2012 | 0.15 | \$ 182,591.74 | \$ 182,591.74 | \$ 182,591.74 | 11/5/2010 |
| 303 REG | LD1102606 | HUNTINGTON NATIONAL BANK, NA | 0.15 | 11/5/2012 | 0.15 | \$ 367,210.64 | \$ 367,210.64 | \$ 367,210.64 | 11/5/2010 |
| 303 REG | LD1102614 | 1ST NATIONAL COMMUNITY BANK | 0.15 | 11/5/2012 | 0.15 | \$ 44,245.46 | \$ 44,245.46 | \$ 44,245.46 | 11/5/2010 |
| 303 REG | LD1102267 | FIRST STATE BANK OF ADAMS COUNTY | 0.15 | 11/9/2012 | 0.15 | \$ 335,800.51 | \$ 335,800.51 | \$ 335,800.51 | 11/9/2010 |
| 303 REG | LD1102275 | FIRST FINANCIAL BANK, NA | 0.15 | 11/9/2012 | 0.15 | \$ 70,416.28 | \$ 70,416.28 | \$ 70,416.28 | 11/9/2010 |
| 303 REG | LD1102283 | U.S. BANK, N.A. | 0.15 | 11/9/2012 | 0.15 | \$ 83,738.75 | \$ 83,738.75 | \$ 83,738.75 | 11/9/2010 |
| 303 REG | LD1102291 | FARMERS NATIONAL BANK, CANFIELD | 0.15 | 11/9/2012 | 0.15 | \$ 130,476.74 | \$ 130,476.74 | \$ 130,476.74 | 11/10/2010 |
| 303 REG | LD1102309 | FARMERS NATIONAL BANK, CANFIELD | 0.15 | 11/9/2012 | 0.15 | \$ 195,118.33 | \$ 195,118.33 | \$ 195,118.33 | 11/10/2010 |
| 303 REG | LD1102325 | GENOA BANKING COMPANY | 0.15 | 11/9/2012 | 0.15 | \$ 367,351.80 | \$ 367,351.80 | \$ 367,351.80 | 11/10/2010 |
| 303 REG | LD1102333 | HEARTLAND BANK | 0.15 | 11/9/2012 | 0.15 | \$ 400,000.00 | \$ 400,000.00 | \$ 400,000.00 | 11/10/2010 |
| 303 REG | LD1102341 | GREENVILLE NATIONAL BANK | 0.15 | 11/15/2012 | 0.15 | \$ 94,642.41 | \$ 94,642.41 | \$ 94,642.41 | 11/15/2010 |
| 303 REG | LD1102358 | VINTON COUNTY NATIONAL BANK | 0.15 | 11/15/2012 | 0.15 | \$ 159,110.98 | \$ 159,110.98 | \$ 159,110.98 | 11/15/2010 |
| 303 REG | LD1102366 | CITIZENS SAVINGS BANK, MARTINS F | 0.15 | 11/15/2012 | 0.15 | \$ 163,552.61 | \$ 163,552.61 | \$ 163,552.61 | 11/15/2010 |
| 303 REG | LD1102382 | FARMERS CITIZENS BANK, BUCYRUS | 0.15 | 11/16/2012 | 0.15 | \$ 400,000.00 | \$ 400,000.00 | \$ 400,000.00 | 11/16/2010 |
| 303 REG | LD1102390 | FARMERS CITIZENS BANK, BUCYRUS | 0.15 | 11/16/2012 | 0.15 | \$ 123,415.40 | \$ 123,415.40 | \$ 123,415.40 | 11/16/2010 |
| 303 REG | LD1102408 | HUNTINGTON NATIONAL BANK, NA | 0.15 | 11/16/2012 | 0.15 | \$ 325,000.00 | \$ 325,000.00 | \$ 325,000.00 | 11/17/2010 |
| 303 REG | LD1102416 | FORT JENNINGS STATE BANK | 0.15 | 11/16/2012 | 0.15 | \$ 147,323.59 | \$ 147,323.59 | \$ 147,323.59 | 11/17/2010 |
| 303 REG | LD1102424 | WESTFIELD BANK, FSB | 0.15 | 11/16/2012 | 0.15 | \$ 400,000.00 | \$ 400,000.00 | \$ 400,000.00 | 11/18/2010 |
| 303 REG | LD1102432 | OTTOVILLE BANK COMPANY | 0.15 | 11/16/2012 | 0.15 | \$ 319,091.45 | \$ 319,091.45 | \$ 319,091.45 | 11/18/2010 |
| 303 REG | LD1102440 | FIRST FEDERAL BANK OF THE MIDWEST | 0.15 | 11/19/2012 | 0.15 | \$ 121,425.43 | \$ 121,425.43 | \$ 121,425.43 | 11/19/2010 |
| 303 REG | LD1102457 | HUNTINGTON NATIONAL BANK, NA | 0.15 | 11/19/2012 | 0.15 | \$ 114,117.86 | \$ 114,117.86 | \$ 114,117.86 | 11/19/2010 |
| 303 REG | LD1102465 | Century NB, div Park NB | 0.15 | 11/19/2012 | 0.15 | \$ 329,527.13 | \$ 329,527.13 | \$ 329,527.13 | 11/19/2010 |
| 303 REG | LD1102473 | Second NB, div Park NB | 0.15 | 11/19/2012 | 0.15 | \$ 293,487.29 | \$ 293,487.29 | \$ 293,487.29 | 11/19/2010 |
| 303 REG | LD1102481 | FARMERS NATIONAL BANK, CANFIELD | 0.15 | 11/21/2012 | 0.15 | \$ 164,141.91 | \$ 164,141.91 | \$ 164,141.91 | 11/22/2010 |

INVS_MONTHEND_INVENTORY
 VisualQED
 INVENTORY
 SETTLEMENT
 7/29/2011

JOSH MANDEL
 TREASURER, STATE OF OHIO

INVESTMENT INVENTORY
 SETTLED POSITIONS AS OF: 07/29/11

| FUND | CUSIP | DESCRIPTION | RATE | MATURITY | YIELD | PAR AMOUNT | BOOK VALUE | MARKET VALUE | 1ST PUR |
|---------|-----------|-----------------------------------|------|------------|-------|---------------|---------------|---------------|------------|
| 303 REG | LD1102499 | National Bank of Oak Harbor DNU | 0.15 | 11/21/2012 | 0.15 | \$ 114,098.20 | \$ 114,098.20 | \$ 114,098.20 | 11/22/2010 |
| 303 REG | LD1102507 | WESTFIELD BANK, FSB | 0.15 | 11/21/2012 | 0.15 | \$ 226,202.35 | \$ 226,202.35 | \$ 226,202.35 | 11/23/2010 |
| 303 REG | LD1102515 | AMERICAN SAVINGS BANK, FSB | 0.15 | 11/21/2012 | 0.15 | \$ 45,629.10 | \$ 45,629.10 | \$ 45,629.10 | 11/23/2010 |
| 303 REG | LD1102523 | LIBERTY NATIONAL BANK | 0.15 | 11/21/2012 | 0.15 | \$ 378,398.24 | \$ 378,398.24 | \$ 378,398.24 | 11/24/2010 |
| 303 REG | LD1102531 | National Bank of Oak Harbor DNU | 0.15 | 11/21/2012 | 0.15 | \$ 196,963.34 | \$ 196,963.34 | \$ 196,963.34 | 11/24/2010 |
| 303 REG | LD1102549 | WESTFIELD BANK, FSB | 0.15 | 11/30/2012 | 0.15 | \$ 242,877.99 | \$ 242,877.99 | \$ 242,877.99 | 11/30/2010 |
| 303 REG | LD1102556 | HUNTINGTON NATIONAL BANK, NA | 0.15 | 11/30/2012 | 0.15 | \$ 287,969.46 | \$ 287,969.46 | \$ 287,969.46 | 12/1/2010 |
| 303 REG | LD1102622 | SIGNATURE BANK, N.A. | 0.15 | 11/30/2012 | 0.15 | \$ 130,955.26 | \$ 130,955.26 | \$ 130,955.26 | 12/1/2010 |
| 303 REG | LD1102630 | HUNTINGTON NATIONAL BANK, NA | 0.15 | 11/30/2012 | 0.15 | \$ 190,966.21 | \$ 190,966.21 | \$ 190,966.21 | 12/1/2010 |
| 303 REG | LD1102648 | COMMUNITY BANK, CROOKSVILLE | 0.15 | 11/30/2012 | 0.15 | \$ 400,000.00 | \$ 400,000.00 | \$ 400,000.00 | 12/1/2010 |
| 303 REG | LD1102655 | GENOA BANKING COMPANY | 0.15 | 11/30/2012 | 0.15 | \$ 400,000.00 | \$ 400,000.00 | \$ 400,000.00 | 12/2/2010 |
| 303 REG | LD1102663 | FARMERS & MERCHANTS STATE BANK | 0.15 | 11/30/2012 | 0.15 | \$ 116,449.67 | \$ 116,449.67 | \$ 116,449.67 | 12/2/2010 |
| 303 REG | LD1102671 | HUNTINGTON NATIONAL BANK, NA | 0.15 | 12/3/2012 | 0.15 | \$ 339,909.96 | \$ 339,909.96 | \$ 339,909.96 | 12/3/2010 |
| 303 REG | LD1102689 | HUNTINGTON NATIONAL BANK, NA | 0.15 | 12/3/2012 | 0.15 | \$ 80,363.95 | \$ 80,363.95 | \$ 80,363.95 | 12/3/2010 |
| 303 REG | LD1102697 | FIRST CITIZENS NATIONAL BANK | 0.15 | 12/3/2012 | 0.15 | \$ 34,003.82 | \$ 34,003.82 | \$ 34,003.82 | 12/3/2010 |
| 303 REG | LD1102705 | FARMERS NATIONAL BANK, CANFIELD | 0.15 | 12/6/2012 | 0.15 | \$ 75,475.69 | \$ 75,475.69 | \$ 75,475.69 | 12/6/2010 |
| 303 REG | LD1102713 | HUNTINGTON NATIONAL BANK, NA | 0.15 | 12/6/2012 | 0.15 | \$ 136,448.39 | \$ 136,448.39 | \$ 136,448.39 | 12/6/2010 |
| 303 REG | LD1102721 | HUNTINGTON NATIONAL BANK, NA | 0.15 | 12/6/2012 | 0.15 | \$ 320,443.37 | \$ 320,443.37 | \$ 320,443.37 | 12/6/2010 |
| 303 REG | LD1102739 | HUNTINGTON NATIONAL BANK, NA | 0.15 | 12/6/2012 | 0.15 | \$ 70,660.09 | \$ 70,660.09 | \$ 70,660.09 | 12/6/2010 |
| 303 REG | LD1102747 | CITIZENS NATIONAL OF BLUFFTON | 0.15 | 12/7/2012 | 0.15 | \$ 94,469.81 | \$ 94,469.81 | \$ 94,469.81 | 12/7/2010 |
| 303 REG | LD1102754 | HUNTINGTON NATIONAL BANK, NA | 0.15 | 12/7/2012 | 0.15 | \$ 59,729.65 | \$ 59,729.65 | \$ 59,729.65 | 12/7/2010 |
| 303 REG | LD1102762 | HUNTINGTON NATIONAL BANK, NA | 0.15 | 12/7/2012 | 0.15 | \$ 261,774.08 | \$ 261,774.08 | \$ 261,774.08 | 12/7/2010 |
| 303 REG | LD1102770 | U.S. BANK, N.A. | 0.15 | 12/7/2012 | 0.15 | \$ 400,000.00 | \$ 400,000.00 | \$ 400,000.00 | 12/7/2010 |
| 303 REG | LD1102788 | U.S. BANK, N.A. | 0.15 | 12/7/2012 | 0.15 | \$ 119,376.50 | \$ 119,376.50 | \$ 119,376.50 | 12/7/2010 |
| 303 REG | LD1102796 | COMMUNITY BANK, CROOKSVILLE | 0.15 | 12/7/2012 | 0.15 | \$ 200,000.00 | \$ 200,000.00 | \$ 200,000.00 | 12/8/2010 |
| 303 REG | LD1102804 | SIGNATURE BANK, N.A. | 0.15 | 12/7/2012 | 0.15 | \$ 398,910.65 | \$ 398,910.65 | \$ 398,910.65 | 12/8/2010 |
| 303 REG | LD1102812 | SIGNATURE BANK, N.A. | 0.15 | 12/7/2012 | 0.15 | \$ 393,134.43 | \$ 393,134.43 | \$ 393,134.43 | 12/8/2010 |
| 303 REG | LD1102820 | PARK NATIONAL BANK | 0.15 | 12/7/2012 | 0.15 | \$ 330,688.08 | \$ 330,688.08 | \$ 330,688.08 | 12/8/2010 |
| 303 REG | LD1102838 | PARK NATIONAL BANK | 0.15 | 12/7/2012 | 0.15 | \$ 186,122.33 | \$ 186,122.33 | \$ 186,122.33 | 12/8/2010 |
| 303 REG | LD1102846 | STATE BANK & TRUST COMPANY | 0.15 | 12/7/2012 | 0.15 | \$ 200,000.00 | \$ 200,000.00 | \$ 200,000.00 | 12/9/2010 |
| 303 REG | LD1102853 | WESTFIELD BANK, FSB | 0.15 | 12/10/2012 | 0.15 | \$ 393,280.43 | \$ 393,280.43 | \$ 393,280.43 | 12/10/2010 |
| 303 REG | LD1102861 | HUNTINGTON NATIONAL BANK, NA | 0.15 | 12/10/2012 | 0.15 | \$ 322,977.40 | \$ 322,977.40 | \$ 322,977.40 | 12/10/2010 |
| 303 REG | LD1102879 | CONSUMERS NATIONAL BANK | 0.15 | 12/10/2012 | 0.15 | \$ 41,876.31 | \$ 41,876.31 | \$ 41,876.31 | 12/10/2010 |
| 303 REG | LD1102887 | CONSUMERS NATIONAL BANK | 0.15 | 12/10/2012 | 0.15 | \$ 171,703.55 | \$ 171,703.55 | \$ 171,703.55 | 12/10/2010 |
| 303 REG | LD1102895 | HOME SAVINGS BANK, KENT | 0.15 | 12/13/2012 | 0.15 | \$ 358,959.33 | \$ 358,959.33 | \$ 358,959.33 | 12/13/2010 |
| 303 REG | LD1102903 | OLD FORT BANKING COMPANY | 0.15 | 12/13/2012 | 0.15 | \$ 282,184.95 | \$ 282,184.95 | \$ 282,184.95 | 12/13/2010 |
| 303 REG | LD1102911 | FORT JENNINGS STATE BANK | 0.15 | 12/13/2012 | 0.15 | \$ 195,243.81 | \$ 195,243.81 | \$ 195,243.81 | 12/13/2010 |
| 303 REG | LD1102929 | FIRST FINANCIAL BANK, NA | 0.15 | 12/13/2012 | 0.15 | \$ 282,298.64 | \$ 282,298.64 | \$ 282,298.64 | 12/13/2010 |
| 303 REG | LD1102937 | FARMERS NATIONAL BANK, CANFIELD | 0.15 | 12/14/2012 | 0.15 | \$ 99,816.08 | \$ 99,816.08 | \$ 99,816.08 | 12/14/2010 |
| 303 REG | LD1102945 | FARMERS & MERCHANTS STATE BANK | 0.15 | 12/14/2012 | 0.15 | \$ 147,267.51 | \$ 147,267.51 | \$ 147,267.51 | 12/14/2010 |
| 303 REG | LD1102952 | CORTLAND SAVINGS & BANKING CO | 0.15 | 12/14/2012 | 0.15 | \$ 212,299.28 | \$ 212,299.28 | \$ 212,299.28 | 12/14/2010 |
| 303 REG | LD1102960 | FIRST CITIZENS NATIONAL BANK | 0.15 | 12/14/2012 | 0.15 | \$ 97,257.76 | \$ 97,257.76 | \$ 97,257.76 | 12/15/2010 |
| 303 REG | LD1102978 | FIRST CITIZENS NATIONAL BANK | 0.15 | 12/14/2012 | 0.15 | \$ 54,936.47 | \$ 54,936.47 | \$ 54,936.47 | 12/15/2010 |
| 303 REG | LD1102986 | HUNTINGTON NATIONAL BANK, NA | 0.15 | 12/17/2012 | 0.15 | \$ 65,051.49 | \$ 65,051.49 | \$ 65,051.49 | 12/17/2010 |
| 303 REG | LD1102994 | FIRST FEDERAL BANK OF THE MIDWEST | 0.15 | 12/17/2012 | 0.15 | \$ 36,800.99 | \$ 36,800.99 | \$ 36,800.99 | 12/17/2010 |
| 303 REG | LD1103000 | FIRST CITIZENS NATIONAL BANK | 0.15 | 12/17/2012 | 0.15 | \$ 150,000.00 | \$ 150,000.00 | \$ 150,000.00 | 12/17/2010 |
| 303 REG | LD1103018 | FIRST FINANCIAL BANK, NA | 0.15 | 12/20/2012 | 0.15 | \$ 388,505.75 | \$ 388,505.75 | \$ 388,505.75 | 12/20/2010 |
| 303 REG | LD1103026 | FIRST FINANCIAL BANK, NA | 0.15 | 12/20/2012 | 0.15 | \$ 70,512.85 | \$ 70,512.85 | \$ 70,512.85 | 12/20/2010 |
| 303 REG | LD1103034 | MIDDLEFIELD BANKING CO | 0.15 | 12/21/2012 | 0.15 | \$ 302,821.29 | \$ 302,821.29 | \$ 302,821.29 | 12/21/2010 |
| 303 REG | LD1103059 | FIRST NATIONAL BANK OF WELLSTON | 0.15 | 12/21/2012 | 0.15 | \$ 165,070.29 | \$ 165,070.29 | \$ 165,070.29 | 12/23/2010 |
| 303 REG | LD1103067 | NORTH VALLEY BANK | 0.15 | 12/21/2012 | 0.15 | \$ 156,447.40 | \$ 156,447.40 | \$ 156,447.40 | 12/23/2010 |
| 303 REG | LD1103075 | WAYNE SAVINGS COMMUNITY BANK | 0.15 | 12/21/2012 | 0.15 | \$ 353,083.33 | \$ 353,083.33 | \$ 353,083.33 | 12/23/2010 |
| 303 REG | LD1103083 | FIFTH THIRD BANK | 0.15 | 12/27/2012 | 0.15 | \$ 378,963.33 | \$ 378,963.33 | \$ 378,963.33 | 12/27/2010 |

INVS_MONTHEND_INVENTORY
 VisualQED
 INVENTORY
 SETTLEMENT
 7/29/2011

JOSH MANDEL
 TREASURER, STATE OF OHIO

INVESTMENT INVENTORY
 SETTLED POSITIONS AS OF: 07/29/11

| FUND | CUSIP | DESCRIPTION | RATE | MATURITY | YIELD | PAR AMOUNT | BOOK VALUE | MARKET VALUE | 1ST PUR |
|---------|-----------|----------------------------------|------|------------|-------|---------------|---------------|---------------|------------|
| 303 REG | LD1103091 | CF BANK * | 0.15 | 12/27/2012 | 0.15 | \$ 17,427.24 | \$ 17,427.24 | \$ 17,427.24 | 12/27/2010 |
| 303 REG | LD1103109 | CROGHAN COLONIAL BANK | 0.15 | 12/27/2012 | 0.15 | \$ 41,182.19 | \$ 41,182.19 | \$ 41,182.19 | 12/27/2010 |
| 303 REG | LD1103117 | CITIZENS NATIONAL OF BLUFFTON | 0.15 | 12/27/2012 | 0.15 | \$ 19,462.15 | \$ 19,462.15 | \$ 19,462.15 | 12/27/2010 |
| 303 REG | LD1103125 | FIRST CITIZENS NATIONAL BANK | 0.15 | 12/27/2012 | 0.15 | \$ 185,851.55 | \$ 185,851.55 | \$ 185,851.55 | 12/27/2010 |
| 303 REG | LD1103133 | CITIZENS NATIONAL BANK, SW OHIO | 0.15 | 12/28/2012 | 0.15 | \$ 27,472.74 | \$ 27,472.74 | \$ 27,472.74 | 12/28/2010 |
| 303 REG | LD1103141 | CROGHAN COLONIAL BANK | 0.15 | 12/28/2012 | 0.15 | \$ 64,125.46 | \$ 64,125.46 | \$ 64,125.46 | 12/30/2010 |
| 303 REG | LD1103158 | FARMERS & MERCHANTS STATE BANK | 0.15 | 12/28/2012 | 0.15 | \$ 37,626.76 | \$ 37,626.76 | \$ 37,626.76 | 12/30/2010 |
| 303 REG | LD1103166 | COMMERCIAL & SAVINGS BANK, MILLE | 0.15 | 1/3/2013 | 0.15 | \$ 295,403.85 | \$ 295,403.85 | \$ 295,403.85 | 1/3/2011 |
| 303 REG | LD1103174 | COMMERCIAL & SAVINGS BANK, MILLE | 0.15 | 1/3/2013 | 0.15 | \$ 133,135.29 | \$ 133,135.29 | \$ 133,135.29 | 1/3/2011 |
| 303 REG | LD1103182 | PORTAGE COMMUNITY BANK | 0.15 | 1/3/2013 | 0.15 | \$ 239,700.00 | \$ 239,700.00 | \$ 239,700.00 | 1/3/2011 |
| 303 REG | LD1103190 | CITIZENS SAVINGS BANK, MARTINS F | 0.15 | 1/3/2013 | 0.15 | \$ 25,761.31 | \$ 25,761.31 | \$ 25,761.31 | 1/3/2011 |
| 303 REG | LD1103208 | HUNTINGTON NATIONAL BANK, NA | 0.15 | 1/3/2013 | 0.15 | \$ 395,406.56 | \$ 395,406.56 | \$ 395,406.56 | 1/3/2011 |
| 303 REG | LD1103216 | COMMERCIAL SAVINGS BANK, UPPER S | 0.15 | 1/3/2013 | 0.15 | \$ 315,867.67 | \$ 315,867.67 | \$ 315,867.67 | 1/3/2011 |
| 303 REG | LD1103224 | FIRST CITIZENS NATIONAL BANK | 0.15 | 1/3/2013 | 0.15 | \$ 42,673.95 | \$ 42,673.95 | \$ 42,673.95 | 1/3/2011 |
| 303 REG | LD1103232 | FIRST CITIZENS NATIONAL BANK | 0.15 | 1/3/2013 | 0.15 | \$ 104,299.56 | \$ 104,299.56 | \$ 104,299.56 | 1/3/2011 |
| 303 REG | LD1103240 | WESTFIELD BANK, FSB | 0.15 | 1/3/2013 | 0.15 | \$ 110,000.00 | \$ 110,000.00 | \$ 110,000.00 | 1/3/2011 |
| 303 REG | LD1103257 | HEARTLAND BANK | 0.15 | 1/3/2013 | 0.15 | \$ 400,000.00 | \$ 400,000.00 | \$ 400,000.00 | 1/3/2011 |
| 303 REG | LD1103265 | HUNTINGTON NATIONAL BANK, NA | 0.15 | 1/4/2013 | 0.15 | \$ 154,705.19 | \$ 154,705.19 | \$ 154,705.19 | 1/4/2011 |
| 303 REG | LD1103273 | CONSUMERS NATIONAL BANK | 0.15 | 1/4/2013 | 0.15 | \$ 9,248.75 | \$ 9,248.75 | \$ 9,248.75 | 1/4/2011 |
| 303 REG | LD1103299 | FORT JENNINGS STATE BANK | 0.15 | 1/4/2013 | 0.15 | \$ 9,000.00 | \$ 9,000.00 | \$ 9,000.00 | 1/5/2011 |
| 303 REG | LD1103307 | HUNTINGTON NATIONAL BANK, NA | 0.15 | 1/4/2013 | 0.15 | \$ 278,793.11 | \$ 278,793.11 | \$ 278,793.11 | 1/6/2011 |
| 303 REG | LD1103315 | HUNTINGTON NATIONAL BANK, NA | 0.15 | 1/4/2013 | 0.15 | \$ 38,640.88 | \$ 38,640.88 | \$ 38,640.88 | 1/6/2011 |
| 303 REG | LD1103331 | FIRST CITIZENS NATIONAL BANK | 0.15 | 1/4/2013 | 0.15 | \$ 260,424.68 | \$ 260,424.68 | \$ 260,424.68 | 1/6/2011 |
| 303 REG | LD1103349 | CITIZENS NATIONAL OF BLUFFTON | 0.15 | 1/4/2013 | 0.15 | \$ 81,571.99 | \$ 81,571.99 | \$ 81,571.99 | 1/6/2011 |
| 303 REG | LD1103356 | FIRST FEDERAL BANK OFTHE MIDWEST | 0.15 | 1/7/2013 | 0.15 | \$ 112,528.95 | \$ 112,528.95 | \$ 112,528.95 | 1/7/2011 |
| 303 REG | LD1103364 | FIRST FEDERAL BANK OFTHE MIDWEST | 0.15 | 1/7/2013 | 0.15 | \$ 264,124.64 | \$ 264,124.64 | \$ 264,124.64 | 1/7/2011 |
| 303 REG | LD1103372 | CITIZENS SAVINGS BANK, MARTINS F | 0.15 | 1/7/2013 | 0.15 | \$ 166,470.81 | \$ 166,470.81 | \$ 166,470.81 | 1/7/2011 |
| 303 REG | LD1103380 | CROGHAN COLONIAL BANK | 0.15 | 1/7/2013 | 0.15 | \$ 89,528.51 | \$ 89,528.51 | \$ 89,528.51 | 1/7/2011 |
| 303 REG | LD1103398 | WESTFIELD BANK, FSB | 0.15 | 1/10/2013 | 0.15 | \$ 216,022.36 | \$ 216,022.36 | \$ 216,022.36 | 1/10/2011 |
| 303 REG | LD1103406 | FIRST CITIZENS NATIONAL BANK | 0.15 | 1/11/2013 | 0.15 | \$ 395,261.88 | \$ 395,261.88 | \$ 395,261.88 | 1/11/2011 |
| 303 REG | LD1103414 | FIRST FEDERAL BANK OFTHE MIDWEST | 0.15 | 1/11/2013 | 0.15 | \$ 150,000.00 | \$ 150,000.00 | \$ 150,000.00 | 1/11/2011 |
| 303 REG | LD1103422 | CORTLAND SAVINGS & BANKING CO | 0.15 | 1/11/2013 | 0.15 | \$ 374,597.66 | \$ 374,597.66 | \$ 374,597.66 | 1/12/2011 |
| 303 REG | LD1103430 | FIRST CITIZENS NATIONAL BANK | 0.15 | 1/11/2013 | 0.15 | \$ 79,864.72 | \$ 79,864.72 | \$ 79,864.72 | 1/12/2011 |
| 303 REG | LD1103448 | STATE BANK & TRUST COMPANY | 0.15 | 1/11/2013 | 0.15 | \$ 400,000.00 | \$ 400,000.00 | \$ 400,000.00 | 1/12/2011 |
| 303 REG | LD1103455 | HEARTLAND BANK | 0.15 | 1/11/2013 | 0.15 | \$ 11,919.25 | \$ 11,919.25 | \$ 11,919.25 | 1/13/2011 |
| 303 REG | LD1103463 | HOME SAVINGS BANK, KENT | 0.15 | 1/14/2013 | 0.15 | \$ 72,740.75 | \$ 72,740.75 | \$ 72,740.75 | 1/14/2011 |
| 303 REG | LD1200152 | CITIZENS NATIONAL OF BLUFFTON | 0.15 | 1/15/2013 | 0.15 | \$ 31,285.01 | \$ 31,285.01 | \$ 31,285.01 | 7/15/2011 |
| 303 REG | LD1103471 | FORT JENNINGS STATE BANK | 0.15 | 1/18/2013 | 0.15 | \$ 197,156.70 | \$ 197,156.70 | \$ 197,156.70 | 1/18/2011 |
| 303 REG | LD1103489 | OLD FORT BANKING COMPANY | 0.15 | 1/18/2013 | 0.15 | \$ 139,828.26 | \$ 139,828.26 | \$ 139,828.26 | 1/18/2011 |
| 303 REG | LD1103497 | AMERICAN SAVINGS BANK, FSB | 0.15 | 1/18/2013 | 0.15 | \$ 80,291.06 | \$ 80,291.06 | \$ 80,291.06 | 1/18/2011 |
| 303 REG | LD1103505 | AMERICAN SAVINGS BANK, FSB | 0.15 | 1/18/2013 | 0.15 | \$ 199,345.00 | \$ 199,345.00 | \$ 199,345.00 | 1/18/2011 |
| 303 REG | LD1103513 | PARK NATIONAL BANK | 0.15 | 1/18/2013 | 0.15 | \$ 229,500.00 | \$ 229,500.00 | \$ 229,500.00 | 1/19/2011 |
| 303 REG | LD1103521 | HUNTINGTON NATIONAL BANK, NA | 0.15 | 1/18/2013 | 0.15 | \$ 26,973.87 | \$ 26,973.87 | \$ 26,973.87 | 1/20/2011 |
| 303 REG | LD1103539 | RIVERHILLS BANK | 0.15 | 1/18/2013 | 0.15 | \$ 103,160.60 | \$ 103,160.60 | \$ 103,160.60 | 1/20/2011 |
| 303 REG | LD1103547 | WESTFIELD BANK, FSB | 0.15 | 1/18/2013 | 0.15 | \$ 82,129.39 | \$ 82,129.39 | \$ 82,129.39 | 1/21/2011 |
| 303 REG | LD1103562 | AMERICAN SAVINGS BANK, FSB | 0.15 | 1/18/2013 | 0.15 | \$ 98,813.49 | \$ 98,813.49 | \$ 98,813.49 | 1/21/2011 |
| 303 REG | LD1103570 | AMERICAN SAVINGS BANK, FSB | 0.15 | 1/18/2013 | 0.15 | \$ 395,246.87 | \$ 395,246.87 | \$ 395,246.87 | 1/21/2011 |
| 303 REG | LD1103588 | AMERICAN SAVINGS BANK, FSB | 0.15 | 1/18/2013 | 0.15 | \$ 84,910.11 | \$ 84,910.11 | \$ 84,910.11 | 1/21/2011 |
| 303 REG | LD1103596 | AMERICAN SAVINGS BANK, FSB | 0.15 | 1/18/2013 | 0.15 | \$ 66,575.58 | \$ 66,575.58 | \$ 66,575.58 | 1/21/2011 |
| 303 REG | LD1103604 | AMERICAN SAVINGS BANK, FSB | 0.15 | 1/18/2013 | 0.15 | \$ 88,306.03 | \$ 88,306.03 | \$ 88,306.03 | 1/21/2011 |
| 303 REG | LD1103612 | FARMERS NATIONAL BANK, CANFIELD | 0.15 | 1/24/2013 | 0.15 | \$ 41,904.97 | \$ 41,904.97 | \$ 41,904.97 | 1/24/2011 |
| 303 REG | LD1103620 | CROGHAN COLONIAL BANK | 0.15 | 1/24/2013 | 0.15 | \$ 277,222.68 | \$ 277,222.68 | \$ 277,222.68 | 1/24/2011 |
| 303 REG | LD1103638 | HUNTINGTON NATIONAL BANK, NA | 0.15 | 1/25/2013 | 0.15 | \$ 367,149.30 | \$ 367,149.30 | \$ 367,149.30 | 1/25/2011 |

INVS_MONTHEND_INVENTORY
 VisualQED
 INVENTORY
 SETTLEMENT
 7/29/2011

JOSH MANDEL
TREASURER, STATE OF OHIO

INVESTMENT INVENTORY
 SETTLED POSITIONS AS OF: 07/29/11

| FUND | CUSIP | DESCRIPTION | RATE | MATURITY | YIELD | PAR AMOUNT | BOOK VALUE | MARKET VALUE | 1ST PUR |
|---------|-----------|-----------------------------------|------|-----------|-------|---------------|---------------|---------------|-----------|
| 303 REG | LD1103646 | HUNTINGTON NATIONAL BANK, NA | 0.15 | 1/25/2013 | 0.15 | \$ 400,000.00 | \$ 400,000.00 | \$ 400,000.00 | 1/25/2011 |
| 303 REG | LD1103653 | CORTLAND SAVINGS & BANKING CO | 0.15 | 1/25/2013 | 0.15 | \$ 386,047.40 | \$ 386,047.40 | \$ 386,047.40 | 1/25/2011 |
| 303 REG | LD1103661 | CORTLAND SAVINGS & BANKING CO | 0.15 | 1/25/2013 | 0.15 | \$ 287,538.02 | \$ 287,538.02 | \$ 287,538.02 | 1/25/2011 |
| 303 REG | LD1103679 | FARMERS NATIONAL BANK, CANFIELD | 0.15 | 1/25/2013 | 0.15 | \$ 374,852.56 | \$ 374,852.56 | \$ 374,852.56 | 1/26/2011 |
| 303 REG | LD1103687 | FIRST CITIZENS NATIONAL BANK | 0.15 | 1/25/2013 | 0.15 | \$ 109,234.57 | \$ 109,234.57 | \$ 109,234.57 | 1/27/2011 |
| 303 REG | LD1103695 | FIRST FEDERAL BANK OF THE MIDWEST | 0.15 | 1/25/2013 | 0.15 | \$ 97,657.32 | \$ 97,657.32 | \$ 97,657.32 | 1/27/2011 |
| 303 REG | LD1103703 | CROGHAN COLONIAL BANK | 0.15 | 1/25/2013 | 0.15 | \$ 207,754.51 | \$ 207,754.51 | \$ 207,754.51 | 1/27/2011 |
| 303 REG | LD1103711 | FARMERS & MERCHANTS STATE BANK | 0.15 | 1/25/2013 | 0.15 | \$ 61,953.25 | \$ 61,953.25 | \$ 61,953.25 | 1/27/2011 |
| 303 REG | LD1103729 | FIRST MERCHANTS BANK N.A. | 0.15 | 1/28/2013 | 0.15 | \$ 275,156.93 | \$ 275,156.93 | \$ 275,156.93 | 1/28/2011 |
| 303 REG | LD1103737 | U.S. BANK, N.A. | 0.15 | 2/1/2013 | 0.15 | \$ 283,801.91 | \$ 283,801.91 | \$ 283,801.91 | 2/1/2011 |
| 303 REG | LD1103745 | U.S. BANK, N.A. | 0.15 | 2/1/2013 | 0.15 | \$ 28,500.31 | \$ 28,500.31 | \$ 28,500.31 | 2/1/2011 |
| 303 REG | LD1103752 | FIFTH THIRD BANK | 0.15 | 2/1/2013 | 0.15 | \$ 250,000.00 | \$ 250,000.00 | \$ 250,000.00 | 2/1/2011 |
| 303 REG | LD1103760 | OLD FORT BANKING COMPANY | 0.15 | 2/1/2013 | 0.15 | \$ 369,189.21 | \$ 369,189.21 | \$ 369,189.21 | 2/2/2011 |
| 303 REG | LD1103778 | OLD FORT BANKING COMPANY | 0.15 | 2/1/2013 | 0.15 | \$ 128,675.57 | \$ 128,675.57 | \$ 128,675.57 | 2/3/2011 |
| 303 REG | LD1103786 | WESTFIELD BANK, FSB | 0.15 | 2/1/2013 | 0.15 | \$ 211,570.00 | \$ 211,570.00 | \$ 211,570.00 | 2/3/2011 |
| 303 REG | LD1103794 | SUTTON BANK | 0.15 | 2/4/2013 | 0.15 | \$ 216,000.00 | \$ 216,000.00 | \$ 216,000.00 | 2/4/2011 |
| 303 REG | LD1103802 | AMERICAN SAVINGS BANK, FSB | 0.15 | 2/4/2013 | 0.15 | \$ 400,000.00 | \$ 400,000.00 | \$ 400,000.00 | 2/4/2011 |
| 303 REG | LD1103810 | CORTLAND SAVINGS & BANKING CO | 0.15 | 2/7/2013 | 0.15 | \$ 41,409.51 | \$ 41,409.51 | \$ 41,409.51 | 2/7/2011 |
| 303 REG | LD1103828 | PARK NATIONAL BANK | 0.15 | 2/8/2013 | 0.15 | \$ 289,442.58 | \$ 289,442.58 | \$ 289,442.58 | 2/8/2011 |
| 303 REG | LD1103836 | FIRST FINANCIAL BANK, NA | 0.15 | 2/8/2013 | 0.15 | \$ 185,277.14 | \$ 185,277.14 | \$ 185,277.14 | 2/8/2011 |
| 303 REG | LD1103844 | HUNTINGTON NATIONAL BANK, NA | 0.15 | 2/8/2013 | 0.15 | \$ 198,145.62 | \$ 198,145.62 | \$ 198,145.62 | 2/8/2011 |
| 303 REG | LD1103851 | MIDDLEFIELD BANKING CO | 0.15 | 2/8/2013 | 0.15 | \$ 87,598.95 | \$ 87,598.95 | \$ 87,598.95 | 2/8/2011 |
| 303 REG | LD1103869 | U.S. BANK, N.A. | 0.15 | 2/8/2013 | 0.15 | \$ 344,000.00 | \$ 344,000.00 | \$ 344,000.00 | 2/8/2011 |
| 303 REG | LD1103877 | AMERICAN SAVINGS BANK, FSB | 0.15 | 2/8/2013 | 0.15 | \$ 172,000.00 | \$ 172,000.00 | \$ 172,000.00 | 2/9/2011 |
| 303 REG | LD1103885 | AMERICAN SAVINGS BANK, FSB | 0.15 | 2/8/2013 | 0.15 | \$ 77,000.00 | \$ 77,000.00 | \$ 77,000.00 | 2/9/2011 |
| 303 REG | LD1103893 | FIRST NATIONAL BANK, PANDORA | 0.15 | 2/8/2013 | 0.15 | \$ 16,486.00 | \$ 16,486.00 | \$ 16,486.00 | 2/9/2011 |
| 303 REG | LD1103901 | SUTTON BANK | 0.15 | 2/8/2013 | 0.15 | \$ 128,381.71 | \$ 128,381.71 | \$ 128,381.71 | 2/9/2011 |
| 303 REG | LD1103919 | CITIZENS SAVINGS BANK, MARTINS F | 0.15 | 2/8/2013 | 0.15 | \$ 160,958.95 | \$ 160,958.95 | \$ 160,958.95 | 2/9/2011 |
| 303 REG | LD1103927 | CORTLAND SAVINGS & BANKING CO | 0.15 | 2/8/2013 | 0.15 | \$ 163,001.42 | \$ 163,001.42 | \$ 163,001.42 | 2/10/2011 |
| 303 REG | LD1103935 | FIRST FEDERAL BANK OF THE MIDWEST | 0.15 | 2/11/2013 | 0.15 | \$ 148,026.68 | \$ 148,026.68 | \$ 148,026.68 | 2/11/2011 |
| 303 REG | LD1103943 | WESTFIELD BANK, FSB | 0.15 | 2/11/2013 | 0.15 | \$ 275,000.00 | \$ 275,000.00 | \$ 275,000.00 | 2/11/2011 |
| 303 REG | LD1103950 | LIBERTY NATIONAL BANK | 0.15 | 2/11/2013 | 0.15 | \$ 375,000.00 | \$ 375,000.00 | \$ 375,000.00 | 2/11/2011 |
| 303 REG | LD1103968 | WESTFIELD BANK, FSB | 0.15 | 2/14/2013 | 0.15 | \$ 228,818.74 | \$ 228,818.74 | \$ 228,818.74 | 2/14/2011 |
| 303 REG | LD1103976 | PARK NATIONAL BANK | 0.15 | 2/14/2013 | 0.15 | \$ 72,958.64 | \$ 72,958.64 | \$ 72,958.64 | 2/14/2011 |
| 303 REG | LD1103984 | LIBERTY NATIONAL BANK | 0.15 | 2/14/2013 | 0.15 | \$ 400,000.00 | \$ 400,000.00 | \$ 400,000.00 | 2/14/2011 |
| 303 REG | LD1103992 | FORT JENNINGS STATE BANK | 0.15 | 2/14/2013 | 0.15 | \$ 72,547.83 | \$ 72,547.83 | \$ 72,547.83 | 2/14/2011 |
| 303 REG | LD1104008 | FORT JENNINGS STATE BANK | 0.15 | 2/14/2013 | 0.15 | \$ 200,000.00 | \$ 200,000.00 | \$ 200,000.00 | 2/14/2011 |
| 303 REG | LD1104016 | HUNTINGTON NATIONAL BANK, NA | 0.15 | 2/14/2013 | 0.15 | \$ 200,000.00 | \$ 200,000.00 | \$ 200,000.00 | 2/14/2011 |
| 303 REG | LD1104024 | HUNTINGTON NATIONAL BANK, NA | 0.15 | 2/14/2013 | 0.15 | \$ 318,000.00 | \$ 318,000.00 | \$ 318,000.00 | 2/14/2011 |
| 303 REG | LD1104032 | HUNTINGTON NATIONAL BANK, NA | 0.15 | 2/14/2013 | 0.15 | \$ 400,000.00 | \$ 400,000.00 | \$ 400,000.00 | 2/14/2011 |
| 303 REG | LD1104040 | HUNTINGTON NATIONAL BANK, NA | 0.15 | 2/14/2013 | 0.15 | \$ 221,000.00 | \$ 221,000.00 | \$ 221,000.00 | 2/14/2011 |
| 303 REG | LD1104057 | HUNTINGTON NATIONAL BANK, NA | 0.15 | 2/14/2013 | 0.15 | \$ 228,000.00 | \$ 228,000.00 | \$ 228,000.00 | 2/14/2011 |
| 303 REG | LD1104065 | HUNTINGTON NATIONAL BANK, NA | 0.15 | 2/14/2013 | 0.15 | \$ 320,000.00 | \$ 320,000.00 | \$ 320,000.00 | 2/14/2011 |
| 303 REG | LD1104073 | HUNTINGTON NATIONAL BANK, NA | 0.15 | 2/14/2013 | 0.15 | \$ 350,000.00 | \$ 350,000.00 | \$ 350,000.00 | 2/14/2011 |
| 303 REG | LD1104081 | PARK NATIONAL BANK | 0.15 | 2/15/2013 | 0.15 | \$ 162,748.76 | \$ 162,748.76 | \$ 162,748.76 | 2/15/2011 |
| 303 REG | LD1104099 | CITIZENS NATIONAL OF BLUFFTON | 0.15 | 2/15/2013 | 0.15 | \$ 175,990.80 | \$ 175,990.80 | \$ 175,990.80 | 2/16/2011 |
| 303 REG | LD1104107 | MINSTER BANK | 0.15 | 2/15/2013 | 0.15 | \$ 100,000.00 | \$ 100,000.00 | \$ 100,000.00 | 2/16/2011 |
| 303 REG | LD1104115 | HEARTLAND BANK | 0.15 | 2/15/2013 | 0.15 | \$ 85,000.00 | \$ 85,000.00 | \$ 85,000.00 | 2/16/2011 |
| 303 REG | LD1104123 | U.S. BANK, N.A. | 0.15 | 2/15/2013 | 0.15 | \$ 125,000.00 | \$ 125,000.00 | \$ 125,000.00 | 2/16/2011 |
| 303 REG | LD1104131 | MIDDLEFIELD BANKING CO | 0.15 | 2/15/2013 | 0.15 | \$ 400,000.00 | \$ 400,000.00 | \$ 400,000.00 | 2/16/2011 |
| 303 REG | LD1104149 | HUNTINGTON NATIONAL BANK, NA | 0.15 | 2/15/2013 | 0.15 | \$ 47,700.00 | \$ 47,700.00 | \$ 47,700.00 | 2/16/2011 |
| 303 REG | LD1104156 | HUNTINGTON NATIONAL BANK, NA | 0.15 | 2/15/2013 | 0.15 | \$ 400,000.00 | \$ 400,000.00 | \$ 400,000.00 | 2/16/2011 |
| 303 REG | LD1104164 | HUNTINGTON NATIONAL BANK, NA | 0.15 | 2/15/2013 | 0.15 | \$ 125,000.00 | \$ 125,000.00 | \$ 125,000.00 | 2/16/2011 |

INVS_MONTHEND_INVENTORY
 VisualQED
 INVENTORY
 SETTLEMENT
 7/29/2011

JOSH MANDEL
 TREASURER, STATE OF OHIO

INVESTMENT INVENTORY
 SETTLED POSITIONS AS OF: 07/29/11

| FUND | CUSIP | DESCRIPTION | RATE | MATURITY | YIELD | PAR AMOUNT | BOOK VALUE | MARKET VALUE | 1ST PUR |
|---------|-----------|----------------------------------|------|-----------|-------|---------------|---------------|---------------|-----------|
| 303 REG | LD1104172 | OLD FORT BANKING COMPANY | 0.15 | 2/15/2013 | 0.15 | \$ 335,796.00 | \$ 335,796.00 | \$ 335,796.00 | 2/17/2011 |
| 303 REG | LD1104180 | CROGHAN COLONIAL BANK | 0.15 | 2/15/2013 | 0.15 | \$ 300,000.00 | \$ 300,000.00 | \$ 300,000.00 | 2/17/2011 |
| 303 REG | LD1104198 | COMMERCIAL & SAVINGS BANK, MILLE | 0.15 | 2/15/2013 | 0.15 | \$ 371,497.35 | \$ 371,497.35 | \$ 371,497.35 | 2/17/2011 |
| 303 REG | LD1104206 | PORTAGE COMMUNITY BANK | 0.15 | 2/15/2013 | 0.15 | \$ 48,530.00 | \$ 48,530.00 | \$ 48,530.00 | 2/18/2011 |
| 303 REG | LD1104214 | MIDDLEFIELD BANKING CO | 0.15 | 2/15/2013 | 0.15 | \$ 195,403.36 | \$ 195,403.36 | \$ 195,403.36 | 2/18/2011 |
| 303 REG | LD1104222 | FIRST FEDERAL BANK OFTHE MIDWEST | 0.15 | 2/15/2013 | 0.15 | \$ 400,000.00 | \$ 400,000.00 | \$ 400,000.00 | 2/18/2011 |
| 303 REG | LD1104248 | ANDOVER BANK | 0.15 | 2/15/2013 | 0.15 | \$ 99,000.00 | \$ 99,000.00 | \$ 99,000.00 | 2/18/2011 |
| 303 REG | LD1104255 | FIRST FINANCIAL BANK, NA | 0.15 | 2/15/2013 | 0.15 | \$ 125,000.00 | \$ 125,000.00 | \$ 125,000.00 | 2/18/2011 |
| 303 REG | LD1104263 | DELAWARE COUNTY BANK & TRUST CO* | 0.15 | 2/15/2013 | 0.15 | \$ 265,700.00 | \$ 265,700.00 | \$ 265,700.00 | 2/18/2011 |
| 303 REG | LD1104271 | OLD FORT BANKING COMPANY | 0.15 | 2/15/2013 | 0.15 | \$ 253,690.78 | \$ 253,690.78 | \$ 253,690.78 | 2/18/2011 |
| 303 REG | LD1104289 | HUNTINGTON NATIONAL BANK, NA | 0.15 | 2/15/2013 | 0.15 | \$ 130,000.00 | \$ 130,000.00 | \$ 130,000.00 | 2/18/2011 |
| 303 REG | LD1104297 | HUNTINGTON NATIONAL BANK, NA | 0.15 | 2/15/2013 | 0.15 | \$ 37,400.00 | \$ 37,400.00 | \$ 37,400.00 | 2/18/2011 |
| 303 REG | LD1104305 | HUNTINGTON NATIONAL BANK, NA | 0.15 | 2/15/2013 | 0.15 | \$ 150,000.00 | \$ 150,000.00 | \$ 150,000.00 | 2/18/2011 |
| 303 REG | LD1104313 | WESTFIELD BANK, FSB | 0.15 | 2/15/2013 | 0.15 | \$ 400,000.00 | \$ 400,000.00 | \$ 400,000.00 | 2/18/2011 |
| 303 REG | LD1104321 | WESTFIELD BANK, FSB | 0.15 | 2/15/2013 | 0.15 | \$ 197,284.86 | \$ 197,284.86 | \$ 197,284.86 | 2/18/2011 |
| 303 REG | LD1104339 | STATE BANK & TRUST COMPANY | 0.15 | 2/22/2013 | 0.15 | \$ 208,245.83 | \$ 208,245.83 | \$ 208,245.83 | 2/23/2011 |
| 303 REG | LD1104347 | STATE BANK & TRUST COMPANY | 0.15 | 2/22/2013 | 0.15 | \$ 129,782.00 | \$ 129,782.00 | \$ 129,782.00 | 2/23/2011 |
| 303 REG | LD1104354 | STATE BANK & TRUST COMPANY | 0.15 | 2/22/2013 | 0.15 | \$ 200,000.00 | \$ 200,000.00 | \$ 200,000.00 | 2/23/2011 |
| 303 REG | LD1104362 | STATE BANK & TRUST COMPANY | 0.15 | 2/22/2013 | 0.15 | \$ 200,000.00 | \$ 200,000.00 | \$ 200,000.00 | 2/23/2011 |
| 303 REG | LD1104370 | CF BANK * | 0.15 | 2/22/2013 | 0.15 | \$ 115,037.54 | \$ 115,037.54 | \$ 115,037.54 | 2/23/2011 |
| 303 REG | LD1104388 | FIRST FINANCIAL BANK, NA | 0.15 | 2/22/2013 | 0.15 | \$ 150,000.00 | \$ 150,000.00 | \$ 150,000.00 | 2/23/2011 |
| 303 REG | LD1104396 | WESBANCO BANK, INC | 0.15 | 2/22/2013 | 0.15 | \$ 170,000.00 | \$ 170,000.00 | \$ 170,000.00 | 2/23/2011 |
| 303 REG | LD1104404 | FARMERS NATIONAL BANK, CANFIELD | 0.15 | 2/22/2013 | 0.15 | \$ 400,000.00 | \$ 400,000.00 | \$ 400,000.00 | 2/23/2011 |
| 303 REG | LD1104412 | FARMERS NATIONAL BANK, CANFIELD | 0.15 | 2/22/2013 | 0.15 | \$ 329,196.96 | \$ 329,196.96 | \$ 329,196.96 | 2/24/2011 |
| 303 REG | LD1104420 | HUNTINGTON NATIONAL BANK, NA | 0.15 | 2/22/2013 | 0.15 | \$ 85,586.98 | \$ 85,586.98 | \$ 85,586.98 | 2/24/2011 |
| 303 REG | LD1104438 | MIDDLEFIELD BANKING CO | 0.15 | 2/25/2013 | 0.15 | \$ 100,000.00 | \$ 100,000.00 | \$ 100,000.00 | 2/25/2011 |
| 303 REG | LD1104446 | MAINSOURCE BANK | 0.15 | 2/25/2013 | 0.15 | \$ 166,216.02 | \$ 166,216.02 | \$ 166,216.02 | 2/25/2011 |
| 303 REG | LD1104453 | HUNTINGTON NATIONAL BANK, NA | 0.15 | 2/25/2013 | 0.15 | \$ 91,967.41 | \$ 91,967.41 | \$ 91,967.41 | 2/25/2011 |
| 303 REG | LD1104461 | FORT JENNINGS STATE BANK | 0.15 | 2/28/2013 | 0.15 | \$ 195,600.00 | \$ 195,600.00 | \$ 195,600.00 | 2/28/2011 |
| 303 REG | LD1104479 | FIRST CITIZENS NATIONAL BANK | 0.15 | 2/28/2013 | 0.15 | \$ 60,438.67 | \$ 60,438.67 | \$ 60,438.67 | 2/28/2011 |
| 303 REG | LD1104487 | PARK NATIONAL BANK | 0.15 | 2/28/2013 | 0.15 | \$ 134,234.27 | \$ 134,234.27 | \$ 134,234.27 | 2/28/2011 |
| 303 REG | LD1104495 | OLD FORT BANKING COMPANY | 0.15 | 2/28/2013 | 0.15 | \$ 77,648.14 | \$ 77,648.14 | \$ 77,648.14 | 2/28/2011 |
| 303 REG | LD1104503 | U.S. BANK, N.A. | 0.15 | 3/1/2013 | 0.15 | \$ 400,000.00 | \$ 400,000.00 | \$ 400,000.00 | 3/1/2011 |
| 303 REG | LD1104511 | ANDOVER BANK | 0.15 | 3/1/2013 | 0.15 | \$ 126,374.67 | \$ 126,374.67 | \$ 126,374.67 | 3/1/2011 |
| 303 REG | LD1104529 | FARMERS & MERCHANTS STATE BANK | 0.15 | 3/1/2013 | 0.15 | \$ 74,215.50 | \$ 74,215.50 | \$ 74,215.50 | 3/1/2011 |
| 303 REG | LD1104537 | U.S. BANK, N.A. | 0.15 | 3/1/2013 | 0.15 | \$ 175,000.00 | \$ 175,000.00 | \$ 175,000.00 | 3/1/2011 |
| 303 REG | LD1104545 | FIRST CITIZENS NATIONAL BANK | 0.15 | 3/1/2013 | 0.15 | \$ 13,491.05 | \$ 13,491.05 | \$ 13,491.05 | 3/2/2011 |
| 303 REG | LD1104552 | STATE BANK & TRUST COMPANY | 0.15 | 3/1/2013 | 0.15 | \$ 337,323.00 | \$ 337,323.00 | \$ 337,323.00 | 3/3/2011 |
| 303 REG | LD1104560 | HUNTINGTON NATIONAL BANK, NA | 0.15 | 3/1/2013 | 0.15 | \$ 176,000.00 | \$ 176,000.00 | \$ 176,000.00 | 3/3/2011 |
| 303 REG | LD1104578 | FIRST FEDERAL BANK OFTHE MIDWEST | 0.15 | 3/1/2013 | 0.15 | \$ 400,000.00 | \$ 400,000.00 | \$ 400,000.00 | 3/3/2011 |
| 303 REG | LD1104586 | FIRST FEDERAL BANK OFTHE MIDWEST | 0.15 | 3/1/2013 | 0.15 | \$ 60,000.00 | \$ 60,000.00 | \$ 60,000.00 | 3/3/2011 |
| 303 REG | LD1104594 | AMERICAN SAVINGS BANK, FSB | 0.15 | 3/1/2013 | 0.15 | \$ 19,700.00 | \$ 19,700.00 | \$ 19,700.00 | 3/3/2011 |
| 303 REG | LD1104602 | FARMERS NATIONAL BANK, CANFIELD | 0.15 | 3/1/2013 | 0.15 | \$ 330,183.68 | \$ 330,183.68 | \$ 330,183.68 | 3/3/2011 |
| 303 REG | LD1104610 | FARMERS NATIONAL BANK, CANFIELD | 0.15 | 3/1/2013 | 0.15 | \$ 94,954.56 | \$ 94,954.56 | \$ 94,954.56 | 3/3/2011 |
| 303 REG | LD1104628 | FARMERS & MERCHANTS STATE BANK | 0.15 | 3/4/2013 | 0.15 | \$ 37,780.36 | \$ 37,780.36 | \$ 37,780.36 | 3/4/2011 |
| 303 REG | LD1104636 | FARMERS & MERCHANTS STATE BANK | 0.15 | 3/4/2013 | 0.15 | \$ 149,135.18 | \$ 149,135.18 | \$ 149,135.18 | 3/4/2011 |
| 303 REG | LD1104644 | MINSTER BANK | 0.15 | 3/4/2013 | 0.15 | \$ 50,000.00 | \$ 50,000.00 | \$ 50,000.00 | 3/4/2011 |
| 303 REG | LD1104651 | HOCKING VALLEY BANK | 0.15 | 3/4/2013 | 0.15 | \$ 118,526.84 | \$ 118,526.84 | \$ 118,526.84 | 3/4/2011 |
| 303 REG | LD1104677 | FIRST STATE BANK OF ADAMS COUNTY | 0.15 | 3/8/2013 | 0.15 | \$ 400,000.00 | \$ 400,000.00 | \$ 400,000.00 | 3/8/2011 |
| 303 REG | LD1104685 | CITIZENS NATIONAL BANK, SW OHIO | 0.15 | 3/8/2013 | 0.15 | \$ 140,000.00 | \$ 140,000.00 | \$ 140,000.00 | 3/8/2011 |
| 303 REG | LD1104693 | CITIZENS SAVINGS BANK, MARTINS F | 0.15 | 3/8/2013 | 0.15 | \$ 400,000.00 | \$ 400,000.00 | \$ 400,000.00 | 3/8/2011 |
| 303 REG | LD1104701 | FIRST FINANCIAL BANK, NA | 0.15 | 3/8/2013 | 0.15 | \$ 50,000.00 | \$ 50,000.00 | \$ 50,000.00 | 3/10/2011 |
| 303 REG | LD1104719 | FIRST FINANCIAL BANK, NA | 0.15 | 3/8/2013 | 0.15 | \$ 50,000.00 | \$ 50,000.00 | \$ 50,000.00 | 3/10/2011 |

INVS_MONTHEND_INVENTORY
 VisualQED
 INVENTORY
 SETTLEMENT
 7/29/2011

JOSH MANDEL
 TREASURER, STATE OF OHIO

INVESTMENT INVENTORY
 SETTLED POSITIONS AS OF: 07/29/11

| FUND | CUSIP | DESCRIPTION | RATE | MATURITY | YIELD | PAR AMOUNT | BOOK VALUE | MARKET VALUE | 1ST PUR |
|---------|-----------|----------------------------------|------|-----------|-------|---------------|---------------|---------------|-----------|
| 303 REG | LD1104727 | STATE BANK & TRUST COMPANY | 0.15 | 3/8/2013 | 0.15 | \$ 400,000.00 | \$ 400,000.00 | \$ 400,000.00 | 3/10/2011 |
| 303 REG | LD1104735 | CORTLAND SAVINGS & BANKING CO | 0.15 | 3/11/2013 | 0.15 | \$ 400,000.00 | \$ 400,000.00 | \$ 400,000.00 | 3/11/2011 |
| 303 REG | LD1104743 | CORTLAND SAVINGS & BANKING CO | 0.15 | 3/11/2013 | 0.15 | \$ 108,498.94 | \$ 108,498.94 | \$ 108,498.94 | 3/11/2011 |
| 303 REG | LD1104750 | OHIO VALLEY BANK COMPANY | 0.15 | 3/14/2013 | 0.15 | \$ 103,250.00 | \$ 103,250.00 | \$ 103,250.00 | 3/14/2011 |
| 303 REG | LD1104768 | WATERFORD BANK N.A. | 0.15 | 3/14/2013 | 0.15 | \$ 400,000.00 | \$ 400,000.00 | \$ 400,000.00 | 3/14/2011 |
| 303 REG | LD1104776 | OLD FORT BANKING COMPANY | 0.15 | 3/14/2013 | 0.15 | \$ 13,917.74 | \$ 13,917.74 | \$ 13,917.74 | 3/14/2011 |
| 303 REG | LD1104784 | FIRST FEDERAL BANK OFTHE MIDWEST | 0.15 | 3/14/2013 | 0.15 | \$ 226,410.90 | \$ 226,410.90 | \$ 226,410.90 | 3/14/2011 |
| 303 REG | LD1104792 | FIRST FINANCIAL BANK, NA | 0.15 | 3/14/2013 | 0.15 | \$ 65,000.00 | \$ 65,000.00 | \$ 65,000.00 | 3/14/2011 |
| 303 REG | LD1104800 | FARMERS NATIONAL BANK, CANFIELD | 0.15 | 3/14/2013 | 0.15 | \$ 209,627.72 | \$ 209,627.72 | \$ 209,627.72 | 3/14/2011 |
| 303 REG | LD1104818 | FIRST FEDERAL BANK OFTHE MIDWEST | 0.15 | 3/15/2013 | 0.15 | \$ 63,602.04 | \$ 63,602.04 | \$ 63,602.04 | 3/15/2011 |
| 303 REG | LD1104826 | FIRST FEDERAL BANK OFTHE MIDWEST | 0.15 | 3/15/2013 | 0.15 | \$ 400,000.00 | \$ 400,000.00 | \$ 400,000.00 | 3/15/2011 |
| 303 REG | LD1104834 | HUNTINGTON NATIONAL BANK, NA | 0.15 | 3/15/2013 | 0.15 | \$ 55,200.00 | \$ 55,200.00 | \$ 55,200.00 | 3/15/2011 |
| 303 REG | LD1104842 | PARK NATIONAL BANK | 0.15 | 3/15/2013 | 0.15 | \$ 400,000.00 | \$ 400,000.00 | \$ 400,000.00 | 3/15/2011 |
| 303 REG | LD1104859 | HUNTINGTON NATIONAL BANK, NA | 0.15 | 3/15/2013 | 0.15 | \$ 210,000.00 | \$ 210,000.00 | \$ 210,000.00 | 3/17/2011 |
| 303 REG | LD1104867 | HUNTINGTON NATIONAL BANK, NA | 0.15 | 3/15/2013 | 0.15 | \$ 334,000.00 | \$ 334,000.00 | \$ 334,000.00 | 3/17/2011 |
| 303 REG | LD1104875 | FIRST FEDERAL BANK OFTHE MIDWEST | 0.15 | 3/18/2013 | 0.15 | \$ 389,155.77 | \$ 389,155.77 | \$ 389,155.77 | 3/18/2011 |
| 303 REG | LD1104883 | FIRST FEDERAL BANK OFTHE MIDWEST | 0.15 | 3/18/2013 | 0.15 | \$ 78,309.24 | \$ 78,309.24 | \$ 78,309.24 | 3/18/2011 |
| 303 REG | LD1104891 | OLD FORT BANKING COMPANY | 0.15 | 3/18/2013 | 0.15 | \$ 245,646.55 | \$ 245,646.55 | \$ 245,646.55 | 3/18/2011 |
| 303 REG | LD1104909 | COMMUNITY BANK, CROOKSVILLE | 0.15 | 3/18/2013 | 0.15 | \$ 400,000.00 | \$ 400,000.00 | \$ 400,000.00 | 3/18/2011 |
| 303 REG | LD1104917 | DELAWARE COUNTY BANK & TRUST CO* | 0.15 | 3/18/2013 | 0.15 | \$ 200,000.00 | \$ 200,000.00 | \$ 200,000.00 | 3/18/2011 |
| 303 REG | LD1104925 | MUTUAL FEDERAL SAVINGS | 0.15 | 3/21/2013 | 0.15 | \$ 218,099.00 | \$ 218,099.00 | \$ 218,099.00 | 3/21/2011 |
| 303 REG | LD1104933 | CITIZENS NATIONAL OF BLUFFTON | 0.15 | 3/21/2013 | 0.15 | \$ 22,590.20 | \$ 22,590.20 | \$ 22,590.20 | 3/21/2011 |
| 303 REG | LD1104941 | FORT JENNINGS STATE BANK | 0.15 | 3/21/2013 | 0.15 | \$ 374,047.83 | \$ 374,047.83 | \$ 374,047.83 | 3/21/2011 |
| 303 REG | LD1104958 | UNION BANK COMPANY, COLS GROVE | 0.15 | 3/21/2013 | 0.15 | \$ 103,100.27 | \$ 103,100.27 | \$ 103,100.27 | 3/21/2011 |
| 303 REG | LD1104966 | HUNTINGTON NATIONAL BANK, NA | 0.15 | 3/22/2013 | 0.15 | \$ 297,632.85 | \$ 297,632.85 | \$ 297,632.85 | 3/22/2011 |
| 303 REG | LD1104974 | FIRST CITIZENS NATIONAL BANK | 0.15 | 3/22/2013 | 0.15 | \$ 52,110.21 | \$ 52,110.21 | \$ 52,110.21 | 3/22/2011 |
| 303 REG | LD1104982 | FORT JENNINGS STATE BANK | 0.15 | 3/22/2013 | 0.15 | \$ 88,199.02 | \$ 88,199.02 | \$ 88,199.02 | 3/23/2011 |
| 303 REG | LD1104990 | HUNTINGTON NATIONAL BANK, NA | 0.15 | 3/22/2013 | 0.15 | \$ 278,625.79 | \$ 278,625.79 | \$ 278,625.79 | 3/24/2011 |
| 303 REG | LD1105005 | SAVINGS BANK | 0.15 | 3/22/2013 | 0.15 | \$ 49,288.65 | \$ 49,288.65 | \$ 49,288.65 | 3/24/2011 |
| 303 REG | LD1105013 | HUNTINGTON NATIONAL BANK, NA | 0.15 | 3/25/2013 | 0.15 | \$ 89,073.50 | \$ 89,073.50 | \$ 89,073.50 | 3/25/2011 |
| 303 REG | LD1105021 | FARMERS & MERCHANTS STATE BANK | 0.15 | 3/25/2013 | 0.15 | \$ 163,072.59 | \$ 163,072.59 | \$ 163,072.59 | 3/25/2011 |
| 303 REG | LD1105039 | HUNTINGTON NATIONAL BANK, NA | 0.15 | 3/28/2013 | 0.15 | \$ 400,000.00 | \$ 400,000.00 | \$ 400,000.00 | 3/28/2011 |
| 303 REG | LD1105047 | HUNTINGTON NATIONAL BANK, NA | 0.15 | 3/28/2013 | 0.15 | \$ 75,000.00 | \$ 75,000.00 | \$ 75,000.00 | 3/28/2011 |
| 303 REG | LD1105054 | HUNTINGTON NATIONAL BANK, NA | 0.15 | 3/28/2013 | 0.15 | \$ 200,000.00 | \$ 200,000.00 | \$ 200,000.00 | 3/28/2011 |
| 303 REG | LD1105062 | SAVINGS BANK | 0.15 | 3/29/2013 | 0.15 | \$ 400,000.00 | \$ 400,000.00 | \$ 400,000.00 | 3/29/2011 |
| 303 REG | LD1105070 | NATIONAL BANK & TRUST COMPANY | 0.15 | 3/29/2013 | 0.15 | \$ 367,374.92 | \$ 367,374.92 | \$ 367,374.92 | 3/29/2011 |
| 303 REG | LD1105088 | FIRST CITIZENS NATIONAL BANK | 0.15 | 3/29/2013 | 0.15 | \$ 95,567.16 | \$ 95,567.16 | \$ 95,567.16 | 3/30/2011 |
| 303 REG | LD1105096 | CITIZENS NATIONAL OF BLUFFTON | 0.15 | 3/29/2013 | 0.15 | \$ 61,779.87 | \$ 61,779.87 | \$ 61,779.87 | 3/30/2011 |
| 303 REG | LD1105104 | CORTLAND SAVINGS & BANKING CO | 0.15 | 3/29/2013 | 0.15 | \$ 234,407.85 | \$ 234,407.85 | \$ 234,407.85 | 3/31/2011 |
| 303 REG | LD1105112 | FARMERS & MERCHANTS STATE BANK | 0.15 | 4/1/2013 | 0.15 | \$ 400,000.00 | \$ 400,000.00 | \$ 400,000.00 | 4/1/2011 |
| 303 REG | LD1105120 | CROGHAN COLONIAL BANK | 0.15 | 4/4/2013 | 0.15 | \$ 185,000.00 | \$ 185,000.00 | \$ 185,000.00 | 4/4/2011 |
| 303 REG | LD1105138 | AMERICAN SAVINGS BANK, FSB | 0.15 | 4/5/2013 | 0.15 | \$ 400,000.00 | \$ 400,000.00 | \$ 400,000.00 | 4/5/2011 |
| 303 REG | LD1105146 | U.S. BANK, N.A. | 0.15 | 4/5/2013 | 0.15 | \$ 400,000.00 | \$ 400,000.00 | \$ 400,000.00 | 4/5/2011 |
| 303 REG | LD1105153 | WESTFIELD BANK, FSB | 0.15 | 4/5/2013 | 0.15 | \$ 258,982.56 | \$ 258,982.56 | \$ 258,982.56 | 4/7/2011 |
| 303 REG | LD1105161 | CROGHAN COLONIAL BANK | 0.15 | 4/5/2013 | 0.15 | \$ 86,830.92 | \$ 86,830.92 | \$ 86,830.92 | 4/7/2011 |
| 303 REG | LD1105179 | VINTON COUNTY NATIONAL BANK | 0.15 | 4/5/2013 | 0.15 | \$ 49,851.91 | \$ 49,851.91 | \$ 49,851.91 | 4/7/2011 |
| 303 REG | LD1105187 | NORTH VALLEY BANK | 0.15 | 4/5/2013 | 0.15 | \$ 137,236.00 | \$ 137,236.00 | \$ 137,236.00 | 4/7/2011 |
| 303 REG | LD1105195 | VINTON COUNTY NATIONAL BANK | 0.15 | 4/8/2013 | 0.15 | \$ 37,305.00 | \$ 37,305.00 | \$ 37,305.00 | 4/8/2011 |
| 303 REG | LD1105203 | OLD FORT BANKING COMPANY | 0.15 | 4/8/2013 | 0.15 | \$ 256,983.31 | \$ 256,983.31 | \$ 256,983.31 | 4/8/2011 |
| 303 REG | LD1105211 | WESTFIELD BANK, FSB | 0.15 | 4/8/2013 | 0.15 | \$ 127,507.48 | \$ 127,507.48 | \$ 127,507.48 | 4/8/2011 |
| 303 REG | LD1105229 | CITIZENS NATIONAL OF BLUFFTON | 0.15 | 4/8/2013 | 0.15 | \$ 44,396.76 | \$ 44,396.76 | \$ 44,396.76 | 4/8/2011 |
| 303 REG | LD1105237 | CITIZENS NATIONAL OF BLUFFTON | 0.15 | 4/8/2013 | 0.15 | \$ 239,431.55 | \$ 239,431.55 | \$ 239,431.55 | 4/8/2011 |
| 303 REG | LD1105245 | NORTH VALLEY BANK | 0.15 | 4/8/2013 | 0.15 | \$ 46,533.00 | \$ 46,533.00 | \$ 46,533.00 | 4/8/2011 |

INVS_MONTHEND_INVENTORY
 VisualQED
 INVENTORY
 SETTLEMENT
 7/29/2011

JOSH MANDEL
TREASURER, STATE OF OHIO

INVESTMENT INVENTORY
 SETTLED POSITIONS AS OF: 07/29/11

| FUND | CUSIP | DESCRIPTION | RATE | MATURITY | YIELD | PAR AMOUNT | BOOK VALUE | MARKET VALUE | 1ST PUR |
|---------|-----------|-----------------------------------|------|-----------|-------|---------------|---------------|---------------|-----------|
| 303 REG | LD1105252 | FORT JENNINGS STATE BANK | 0.15 | 4/8/2013 | 0.15 | \$ 400,000.00 | \$ 400,000.00 | \$ 400,000.00 | 4/8/2011 |
| 303 REG | LD1105260 | FIRST CITIZENS NATIONAL BANK | 0.15 | 4/8/2013 | 0.15 | \$ 145,427.89 | \$ 145,427.89 | \$ 145,427.89 | 4/8/2011 |
| 303 REG | LD1105278 | HOME SAVINGS BANK, KENT | 0.15 | 4/11/2013 | 0.15 | \$ 247,955.91 | \$ 247,955.91 | \$ 247,955.91 | 4/11/2011 |
| 303 REG | LD1104230 | LIBERTY NATIONAL BANK | 0.15 | 4/12/2013 | 0.15 | \$ 65,206.77 | \$ 65,206.77 | \$ 65,206.77 | 4/13/2011 |
| 303 REG | LD1105286 | U.S. BANK, N.A. | 0.15 | 4/12/2013 | 0.15 | \$ 350,000.00 | \$ 350,000.00 | \$ 350,000.00 | 4/12/2011 |
| 303 REG | LD1105294 | U.S. BANK, N.A. | 0.15 | 4/12/2013 | 0.15 | \$ 202,095.79 | \$ 202,095.79 | \$ 202,095.79 | 4/12/2011 |
| 303 REG | LD1105302 | U.S. BANK, N.A. | 0.15 | 4/12/2013 | 0.15 | \$ 160,000.00 | \$ 160,000.00 | \$ 160,000.00 | 4/12/2011 |
| 303 REG | LD1105310 | FIRST CITIZENS NATIONAL BANK | 0.15 | 4/12/2013 | 0.15 | \$ 58,219.02 | \$ 58,219.02 | \$ 58,219.02 | 4/13/2011 |
| 303 REG | LD1105328 | STATE BANK & TRUST COMPANY | 0.15 | 4/12/2013 | 0.15 | \$ 200,000.00 | \$ 200,000.00 | \$ 200,000.00 | 4/13/2011 |
| 303 REG | LD1105336 | VINTON COUNTY NATIONAL BANK | 0.15 | 4/12/2013 | 0.15 | \$ 45,819.13 | \$ 45,819.13 | \$ 45,819.13 | 4/13/2011 |
| 303 REG | LD1105344 | CITIZENS SAVINGS BANK, MARTINS F | 0.15 | 4/12/2013 | 0.15 | \$ 140,000.00 | \$ 140,000.00 | \$ 140,000.00 | 4/13/2011 |
| 303 REG | LD1105351 | HUNTINGTON NATIONAL BANK, NA | 0.15 | 4/12/2013 | 0.15 | \$ 77,000.00 | \$ 77,000.00 | \$ 77,000.00 | 4/14/2011 |
| 303 REG | LD1105369 | OHIO COMMERCE BANK | 0.15 | 4/12/2013 | 0.15 | \$ 220,000.00 | \$ 220,000.00 | \$ 220,000.00 | 4/14/2011 |
| 303 REG | LD1105377 | FIRST FEDERAL BANK OF THE MIDWEST | 0.15 | 4/12/2013 | 0.15 | \$ 400,000.00 | \$ 400,000.00 | \$ 400,000.00 | 4/14/2011 |
| 303 REG | LD1105385 | CROGHAN COLONIAL BANK | 0.15 | 4/12/2013 | 0.15 | \$ 200,000.00 | \$ 200,000.00 | \$ 200,000.00 | 4/14/2011 |
| 303 REG | LD1105393 | CITIZENS NATIONAL OF BLUFFTON | 0.15 | 4/15/2013 | 0.15 | \$ 46,023.11 | \$ 46,023.11 | \$ 46,023.11 | 4/15/2011 |
| 303 REG | LD1105401 | HUNTINGTON NATIONAL BANK, NA | 0.15 | 4/18/2013 | 0.15 | \$ 400,000.00 | \$ 400,000.00 | \$ 400,000.00 | 4/18/2011 |
| 303 REG | LD1105419 | CORTLAND SAVINGS & BANKING CO | 0.15 | 4/18/2013 | 0.15 | \$ 400,000.00 | \$ 400,000.00 | \$ 400,000.00 | 4/18/2011 |
| 303 REG | LD1105427 | FIRST CITIZENS NATIONAL BANK | 0.15 | 4/18/2013 | 0.15 | \$ 147,359.24 | \$ 147,359.24 | \$ 147,359.24 | 4/18/2011 |
| 303 REG | LD1105443 | CONSUMERS NATIONAL BANK | 0.15 | 4/19/2013 | 0.15 | \$ 104,375.87 | \$ 104,375.87 | \$ 104,375.87 | 4/19/2011 |
| 303 REG | LD1105450 | FIRST CITIZENS NATIONAL BANK | 0.15 | 4/19/2013 | 0.15 | \$ 117,200.00 | \$ 117,200.00 | \$ 117,200.00 | 4/19/2011 |
| 303 REG | LD1105468 | ST. HENRY BANK | 0.15 | 4/19/2013 | 0.15 | \$ 105,000.00 | \$ 105,000.00 | \$ 105,000.00 | 4/19/2011 |
| 303 REG | LD1105476 | CROGHAN COLONIAL BANK | 0.15 | 4/19/2013 | 0.15 | \$ 400,000.00 | \$ 400,000.00 | \$ 400,000.00 | 4/20/2011 |
| 303 REG | LD1105484 | HOCKING VALLEY BANK | 0.15 | 4/19/2013 | 0.15 | \$ 89,932.29 | \$ 89,932.29 | \$ 89,932.29 | 4/20/2011 |
| 303 REG | LD1105492 | FARMERS CITIZENS BANK, BUCYRUS | 0.15 | 4/19/2013 | 0.15 | \$ 105,325.25 | \$ 105,325.25 | \$ 105,325.25 | 4/20/2011 |
| 303 REG | LD1105500 | HUNTINGTON NATIONAL BANK, NA | 0.15 | 4/19/2013 | 0.15 | \$ 258,925.76 | \$ 258,925.76 | \$ 258,925.76 | 4/20/2011 |
| 303 REG | LD1105518 | WAYNE SAVINGS COMMUNITY BANK | 0.15 | 4/19/2013 | 0.15 | \$ 400,000.00 | \$ 400,000.00 | \$ 400,000.00 | 4/21/2011 |
| 303 REG | LD1105526 | HOME SAVINGS BANK, KENT | 0.15 | 4/19/2013 | 0.15 | \$ 400,000.00 | \$ 400,000.00 | \$ 400,000.00 | 4/21/2011 |
| 303 REG | LD1105534 | FORT JENNINGS STATE BANK | 0.15 | 4/22/2013 | 0.15 | \$ 400,000.00 | \$ 400,000.00 | \$ 400,000.00 | 4/22/2011 |
| 303 REG | LD1105542 | FIRST CITIZENS NATIONAL BANK | 0.15 | 4/22/2013 | 0.15 | \$ 104,226.35 | \$ 104,226.35 | \$ 104,226.35 | 4/22/2011 |
| 303 REG | LD1105559 | STATE BANK & TRUST COMPANY | 0.15 | 4/22/2013 | 0.15 | \$ 270,385.39 | \$ 270,385.39 | \$ 270,385.39 | 4/22/2011 |
| 303 REG | LD1105567 | FARMERS & MERCHANTS STATE BANK | 0.15 | 4/22/2013 | 0.15 | \$ 200,000.00 | \$ 200,000.00 | \$ 200,000.00 | 4/22/2011 |
| 303 REG | LD1105575 | CONSUMERS NATIONAL BANK | 0.15 | 4/25/2013 | 0.15 | \$ 400,000.00 | \$ 400,000.00 | \$ 400,000.00 | 4/25/2011 |
| 303 REG | LD1105583 | AMERICAN SAVINGS BANK, FSB | 0.15 | 4/25/2013 | 0.15 | \$ 400,000.00 | \$ 400,000.00 | \$ 400,000.00 | 4/25/2011 |
| 303 REG | LD1105591 | U.S. BANK, N.A. | 0.15 | 4/26/2013 | 0.15 | \$ 253,533.75 | \$ 253,533.75 | \$ 253,533.75 | 4/26/2011 |
| 303 REG | LD1105609 | FIRST NATIONAL BANK, PANDORA | 0.15 | 4/26/2013 | 0.15 | \$ 97,057.81 | \$ 97,057.81 | \$ 97,057.81 | 4/26/2011 |
| 303 REG | LD1105617 | National Bank of Oak Harbor DNU | 0.15 | 4/26/2013 | 0.15 | \$ 400,000.00 | \$ 400,000.00 | \$ 400,000.00 | 4/26/2011 |
| 303 REG | LD1105625 | U.S. BANK, N.A. | 0.15 | 4/26/2013 | 0.15 | \$ 50,000.00 | \$ 50,000.00 | \$ 50,000.00 | 4/26/2011 |
| 303 REG | LD1105633 | FARMERS NATIONAL BANK, CANFIELD | 0.15 | 4/26/2013 | 0.15 | \$ 35,699.02 | \$ 35,699.02 | \$ 35,699.02 | 4/26/2011 |
| 303 REG | LD1105641 | FIRST CITIZENS NATIONAL BANK | 0.15 | 4/26/2013 | 0.15 | \$ 400,000.00 | \$ 400,000.00 | \$ 400,000.00 | 4/27/2011 |
| 303 REG | LD1105658 | VINTON COUNTY NATIONAL BANK | 0.15 | 4/26/2013 | 0.15 | \$ 81,088.60 | \$ 81,088.60 | \$ 81,088.60 | 4/27/2011 |
| 303 REG | LD1105666 | COMMERCIAL & SAVINGS BANK, MILLE | 0.15 | 4/26/2013 | 0.15 | \$ 280,887.38 | \$ 280,887.38 | \$ 280,887.38 | 4/27/2011 |
| 303 REG | LD1105674 | COMMUNITY BANK, CROOKSVILLE | 0.15 | 4/26/2013 | 0.15 | \$ 301,500.00 | \$ 301,500.00 | \$ 301,500.00 | 4/27/2011 |
| 303 REG | LD1105682 | LIBERTY NATIONAL BANK | 0.15 | 4/26/2013 | 0.15 | \$ 182,000.00 | \$ 182,000.00 | \$ 182,000.00 | 4/28/2011 |
| 303 REG | LD1105690 | HUNTINGTON NATIONAL BANK, NA | 0.15 | 4/26/2013 | 0.15 | \$ 325,185.65 | \$ 325,185.65 | \$ 325,185.65 | 4/28/2011 |
| 303 REG | LD1105708 | MINSTER BANK | 0.15 | 4/26/2013 | 0.15 | \$ 25,000.00 | \$ 25,000.00 | \$ 25,000.00 | 4/28/2011 |
| 303 REG | LD1105716 | FORT JENNINGS STATE BANK | 0.15 | 4/26/2013 | 0.15 | \$ 187,135.16 | \$ 187,135.16 | \$ 187,135.16 | 4/28/2011 |
| 303 REG | LD1105724 | CITIZENS NATIONAL OF BLUFFTON | 0.15 | 4/29/2013 | 0.15 | \$ 21,763.17 | \$ 21,763.17 | \$ 21,763.17 | 4/29/2011 |
| 303 REG | LD1105732 | STATE BANK & TRUST COMPANY | 0.15 | 4/29/2013 | 0.15 | \$ 550,000.00 | \$ 550,000.00 | \$ 550,000.00 | 4/29/2011 |
| 303 REG | LD1105740 | MUTUAL FEDERAL SAVINGS | 0.15 | 5/2/2013 | 0.15 | \$ 96,620.80 | \$ 96,620.80 | \$ 96,620.80 | 5/2/2011 |
| 303 REG | LD1105757 | HUNTINGTON NATIONAL BANK, NA | 0.15 | 5/2/2013 | 0.15 | \$ 13,886.00 | \$ 13,886.00 | \$ 13,886.00 | 5/2/2011 |
| 303 REG | LD1105765 | AMERICAN SAVINGS BANK, FSB | 0.15 | 5/2/2013 | 0.15 | \$ 200,000.00 | \$ 200,000.00 | \$ 200,000.00 | 5/2/2011 |
| 303 REG | LD1105773 | WAYNE SAVINGS COMMUNITY BANK | 0.15 | 5/2/2013 | 0.15 | \$ 354,000.00 | \$ 354,000.00 | \$ 354,000.00 | 5/2/2011 |

INVS_MONTHEND_INVENTORY
 VisualQED
 INVENTORY
 SETTLEMENT
 7/29/2011

JOSH MANDEL
TREASURER, STATE OF OHIO

INVESTMENT INVENTORY
 SETTLED POSITIONS AS OF: 07/29/11

| FUND | CUSIP | DESCRIPTION | RATE | MATURITY | YIELD | PAR AMOUNT | BOOK VALUE | MARKET VALUE | 1ST PUR |
|---------|-----------|-----------------------------------|------|-----------|-------|---------------|---------------|---------------|-----------|
| 303 REG | LD1105781 | FIRST FINANCIAL BANK, NA | 0.15 | 5/3/2013 | 0.15 | \$ 400,000.00 | \$ 400,000.00 | \$ 400,000.00 | 5/3/2011 |
| 303 REG | LD1105799 | FIRST FINANCIAL BANK, NA | 0.15 | 5/3/2013 | 0.15 | \$ 116,120.00 | \$ 116,120.00 | \$ 116,120.00 | 5/3/2011 |
| 303 REG | LD1105807 | AMERICAN SAVINGS BANK, FSB | 0.15 | 5/3/2013 | 0.15 | \$ 100,000.00 | \$ 100,000.00 | \$ 100,000.00 | 5/4/2011 |
| 303 REG | LD1105815 | FIRST FINANCIAL BANK, NA | 0.15 | 5/3/2013 | 0.15 | \$ 288,000.00 | \$ 288,000.00 | \$ 288,000.00 | 5/4/2011 |
| 303 REG | LD1105823 | HOME SAVINGS BANK, KENT | 0.15 | 5/3/2013 | 0.15 | \$ 250,000.00 | \$ 250,000.00 | \$ 250,000.00 | 5/5/2011 |
| 303 REG | LD1105831 | HUNTINGTON NATIONAL BANK, NA | 0.15 | 5/6/2013 | 0.15 | \$ 124,512.86 | \$ 124,512.86 | \$ 124,512.86 | 5/6/2011 |
| 303 REG | LD1105849 | COMMUNITY BANK, CROOKSVILLE | 0.15 | 5/6/2013 | 0.15 | \$ 371,533.18 | \$ 371,533.18 | \$ 371,533.18 | 5/6/2011 |
| 303 REG | LD1105856 | WESTFIELD BANK, FSB | 0.15 | 5/9/2013 | 0.15 | \$ 400,000.00 | \$ 400,000.00 | \$ 400,000.00 | 5/9/2011 |
| 303 REG | LD1105864 | FIRST CITIZENS NATIONAL BANK | 0.15 | 5/10/2013 | 0.15 | \$ 140,060.30 | \$ 140,060.30 | \$ 140,060.30 | 5/10/2011 |
| 303 REG | LD1105872 | FARMERS & MERCHANTS STATE BANK | 0.15 | 5/10/2013 | 0.15 | \$ 66,793.00 | \$ 66,793.00 | \$ 66,793.00 | 5/10/2011 |
| 303 REG | LD1105880 | WESTFIELD BANK, FSB | 0.15 | 5/10/2013 | 0.15 | \$ 400,000.00 | \$ 400,000.00 | \$ 400,000.00 | 5/10/2011 |
| 303 REG | LD1105898 | COMMERCIAL SAVINGS BANK, UPPER S | 0.15 | 5/10/2013 | 0.15 | \$ 70,360.64 | \$ 70,360.64 | \$ 70,360.64 | 5/10/2011 |
| 303 REG | LD1105906 | HUNTINGTON NATIONAL BANK, NA | 0.15 | 5/10/2013 | 0.15 | \$ 400,000.00 | \$ 400,000.00 | \$ 400,000.00 | 5/10/2011 |
| 303 REG | LD1105914 | CONSUMERS NATIONAL BANK | 0.15 | 5/10/2013 | 0.15 | \$ 213,038.46 | \$ 213,038.46 | \$ 213,038.46 | 5/10/2011 |
| 303 REG | LD1105922 | U.S. BANK, N.A. | 0.15 | 5/10/2013 | 0.15 | \$ 55,090.59 | \$ 55,090.59 | \$ 55,090.59 | 5/10/2011 |
| 303 REG | LD1105930 | U.S. BANK, N.A. | 0.15 | 5/10/2013 | 0.15 | \$ 23,025.00 | \$ 23,025.00 | \$ 23,025.00 | 5/10/2011 |
| 303 REG | LD1105948 | OLD FORT BANKING COMPANY | 0.15 | 5/10/2013 | 0.15 | \$ 320,824.62 | \$ 320,824.62 | \$ 320,824.62 | 5/11/2011 |
| 303 REG | LD1105955 | CROGHAN COLONIAL BANK | 0.15 | 5/10/2013 | 0.15 | \$ 95,000.00 | \$ 95,000.00 | \$ 95,000.00 | 5/11/2011 |
| 303 REG | LD1105963 | FIRST FINANCIAL BANK, NA | 0.15 | 5/10/2013 | 0.15 | \$ 250,000.00 | \$ 250,000.00 | \$ 250,000.00 | 5/12/2011 |
| 303 REG | LD1105971 | CROGHAN COLONIAL BANK | 0.15 | 5/10/2013 | 0.15 | \$ 150,000.00 | \$ 150,000.00 | \$ 150,000.00 | 5/12/2011 |
| 303 REG | LD1105989 | STATE BANK & TRUST COMPANY | 0.15 | 5/13/2013 | 0.15 | \$ 237,097.99 | \$ 237,097.99 | \$ 237,097.99 | 5/13/2011 |
| 303 REG | LD1105997 | SIGNATURE BANK, N.A. | 0.15 | 5/13/2013 | 0.15 | \$ 400,000.00 | \$ 400,000.00 | \$ 400,000.00 | 5/13/2011 |
| 303 REG | LD1106003 | FARMERS NATIONAL BANK, CANFIELD | 0.15 | 5/13/2013 | 0.15 | \$ 307,330.80 | \$ 307,330.80 | \$ 307,330.80 | 5/13/2011 |
| 303 REG | LD1106011 | FIRST FEDERAL BANK OF THE MIDWEST | 0.15 | 5/13/2013 | 0.15 | \$ 250,427.73 | \$ 250,427.73 | \$ 250,427.73 | 5/13/2011 |
| 303 REG | LD1106029 | HUNTINGTON NATIONAL BANK, NA | 0.15 | 5/16/2013 | 0.15 | \$ 400,000.00 | \$ 400,000.00 | \$ 400,000.00 | 5/16/2011 |
| 303 REG | LD1106037 | HUNTINGTON NATIONAL BANK, NA | 0.15 | 5/16/2013 | 0.15 | \$ 400,000.00 | \$ 400,000.00 | \$ 400,000.00 | 5/16/2011 |
| 303 REG | LD1106045 | CROGHAN COLONIAL BANK | 0.15 | 5/16/2013 | 0.15 | \$ 45,000.00 | \$ 45,000.00 | \$ 45,000.00 | 5/16/2011 |
| 303 REG | LD1106052 | OLD FORT BANKING COMPANY | 0.15 | 5/16/2013 | 0.15 | \$ 400,000.00 | \$ 400,000.00 | \$ 400,000.00 | 5/16/2011 |
| 303 REG | LD1106060 | DELAWARE COUNTY BANK & TRUST CO* | 0.15 | 5/17/2013 | 0.15 | \$ 107,000.00 | \$ 107,000.00 | \$ 107,000.00 | 5/17/2011 |
| 303 REG | LD1106078 | OLD FORT BANKING COMPANY | 0.15 | 5/17/2013 | 0.15 | \$ 268,888.12 | \$ 268,888.12 | \$ 268,888.12 | 5/17/2011 |
| 303 REG | LD1106086 | FIRST CITIZENS NATIONAL BANK | 0.15 | 5/17/2013 | 0.15 | \$ 400,000.00 | \$ 400,000.00 | \$ 400,000.00 | 5/17/2011 |
| 303 REG | LD1106094 | CONSUMERS NATIONAL BANK | 0.15 | 5/17/2013 | 0.15 | \$ 84,358.09 | \$ 84,358.09 | \$ 84,358.09 | 5/17/2011 |
| 303 REG | LD1106102 | CITIZENS SAVINGS BANK, MARTINS F | 0.15 | 5/17/2013 | 0.15 | \$ 128,562.72 | \$ 128,562.72 | \$ 128,562.72 | 5/18/2011 |
| 303 REG | LD1106110 | FIRST NATIONAL BANK, PANDORA | 0.15 | 5/17/2013 | 0.15 | \$ 225,000.00 | \$ 225,000.00 | \$ 225,000.00 | 5/19/2011 |
| 303 REG | LD1106136 | CROGHAN COLONIAL BANK | 0.15 | 5/20/2013 | 0.15 | \$ 50,000.00 | \$ 50,000.00 | \$ 50,000.00 | 5/20/2011 |
| 303 REG | LD1106144 | CITIZENS SAVINGS BANK, MARTINS F | 0.15 | 5/20/2013 | 0.15 | \$ 74,876.34 | \$ 74,876.34 | \$ 74,876.34 | 5/20/2011 |
| 303 REG | LD1106151 | CITIZENS SAVINGS BANK, MARTINS F | 0.15 | 5/20/2013 | 0.15 | \$ 72,993.15 | \$ 72,993.15 | \$ 72,993.15 | 5/20/2011 |
| 303 REG | LD1106169 | CROGHAN COLONIAL BANK | 0.15 | 5/24/2013 | 0.15 | \$ 351,566.00 | \$ 351,566.00 | \$ 351,566.00 | 5/24/2011 |
| 303 REG | LD1106177 | FARMERS NATIONAL BANK, CANFIELD | 0.15 | 5/24/2013 | 0.15 | \$ 291,830.50 | \$ 291,830.50 | \$ 291,830.50 | 5/25/2011 |
| 303 REG | LD1106185 | CITIZENS NATIONAL OF BLUFFTON | 0.15 | 5/24/2013 | 0.15 | \$ 78,057.00 | \$ 78,057.00 | \$ 78,057.00 | 5/25/2011 |
| 303 REG | LD1106193 | HUNTINGTON NATIONAL BANK, NA | 0.15 | 5/24/2013 | 0.15 | \$ 29,000.00 | \$ 29,000.00 | \$ 29,000.00 | 5/26/2011 |
| 303 REG | LD1106201 | PORTAGE COMMUNITY BANK | 0.15 | 5/24/2013 | 0.15 | \$ 400,000.00 | \$ 400,000.00 | \$ 400,000.00 | 5/26/2011 |
| 303 REG | LD1106219 | FARMERS NATIONAL BANK, CANFIELD | 0.15 | 5/24/2013 | 0.15 | \$ 241,230.86 | \$ 241,230.86 | \$ 241,230.86 | 5/26/2011 |
| 303 REG | LD1106227 | OLD FORT BANKING COMPANY | 0.15 | 5/24/2013 | 0.15 | \$ 192,506.00 | \$ 192,506.00 | \$ 192,506.00 | 5/26/2011 |
| 303 REG | LD1106235 | OLD FORT BANKING COMPANY | 0.15 | 5/24/2013 | 0.15 | \$ 112,037.25 | \$ 112,037.25 | \$ 112,037.25 | 5/26/2011 |
| 303 REG | LD1106243 | HUNTINGTON NATIONAL BANK, NA | 0.15 | 5/24/2013 | 0.15 | \$ 160,000.00 | \$ 160,000.00 | \$ 160,000.00 | 5/27/2011 |
| 303 REG | LD1106250 | OHIO COMMERCE BANK | 0.15 | 5/24/2013 | 0.15 | \$ 400,000.00 | \$ 400,000.00 | \$ 400,000.00 | 5/27/2011 |
| 303 REG | LD1106268 | FIRST NATIONAL BANK, PANDORA | 0.15 | 5/31/2013 | 0.15 | \$ 300,000.00 | \$ 300,000.00 | \$ 300,000.00 | 5/31/2011 |
| 303 REG | LD1106276 | CROGHAN COLONIAL BANK | 0.15 | 5/31/2013 | 0.15 | \$ 135,000.00 | \$ 135,000.00 | \$ 135,000.00 | 5/31/2011 |
| 303 REG | LD1106284 | CROGHAN COLONIAL BANK | 0.15 | 5/31/2013 | 0.15 | \$ 80,650.00 | \$ 80,650.00 | \$ 80,650.00 | 5/31/2011 |
| 303 REG | LD1106292 | NATIONAL BANK & TRUST COMPANY | 0.15 | 5/31/2013 | 0.15 | \$ 400,000.00 | \$ 400,000.00 | \$ 400,000.00 | 5/31/2011 |
| 303 REG | LD1106300 | U.S. BANK, N.A. | 0.15 | 5/31/2013 | 0.15 | \$ 71,500.00 | \$ 71,500.00 | \$ 71,500.00 | 6/1/2011 |
| 303 REG | LD1106318 | U.S. BANK, N.A. | 0.15 | 5/31/2013 | 0.15 | \$ 21,963.52 | \$ 21,963.52 | \$ 21,963.52 | 6/1/2011 |

INVS_MONTHEND_INVENTORY
 VisualQED
 INVENTORY
 SETTLEMENT
 7/29/2011

JOSH MANDEL
 TREASURER, STATE OF OHIO

INVESTMENT INVENTORY
 SETTLED POSITIONS AS OF: 07/29/11

| FUND | CUSIP | DESCRIPTION | RATE | MATURITY | YIELD | PAR AMOUNT | BOOK VALUE | MARKET VALUE | 1ST PUR |
|---------|-----------|-----------------------------------|------|-----------|-------|---------------|---------------|---------------|-----------|
| 303 REG | LD1106326 | U.S. BANK, N.A. | 0.15 | 5/31/2013 | 0.15 | \$ 47,850.66 | \$ 47,850.66 | \$ 47,850.66 | 6/1/2011 |
| 303 REG | LD1106334 | U.S. BANK, N.A. | 0.15 | 5/31/2013 | 0.15 | \$ 26,903.13 | \$ 26,903.13 | \$ 26,903.13 | 6/1/2011 |
| 303 REG | LD1106342 | COMMERCIAL & SAVINGS BANK, MILLE | 0.15 | 5/31/2013 | 0.15 | \$ 100,000.00 | \$ 100,000.00 | \$ 100,000.00 | 6/1/2011 |
| 303 REG | LD1106359 | CONSUMERS NATIONAL BANK | 0.15 | 5/31/2013 | 0.15 | \$ 54,395.56 | \$ 54,395.56 | \$ 54,395.56 | 6/1/2011 |
| 303 REG | LD1106367 | AMERICAN SAVINGS BANK, FSB | 0.15 | 5/31/2013 | 0.15 | \$ 44,850.00 | \$ 44,850.00 | \$ 44,850.00 | 6/2/2011 |
| 303 REG | LD1106375 | WESTERN RESERVE BANK | 0.15 | 5/31/2013 | 0.15 | \$ 110,700.00 | \$ 110,700.00 | \$ 110,700.00 | 6/2/2011 |
| 303 REG | LD1106383 | HUNTINGTON NATIONAL BANK, NA | 0.15 | 5/31/2013 | 0.15 | \$ 277,269.68 | \$ 277,269.68 | \$ 277,269.68 | 6/2/2011 |
| 303 REG | LD1106383 | HUNTINGTON NATIONAL BANK, NA | 0.15 | 5/31/2013 | 0.15 | \$ 579.62 | \$ 579.62 | \$ 579.62 | 6/3/2011 |
| 303 REG | LD1106391 | WESBANCO BANK, INC | 0.15 | 5/31/2013 | 0.15 | \$ 285,000.00 | \$ 285,000.00 | \$ 285,000.00 | 6/2/2011 |
| 303 REG | LD1106409 | FIRST FEDERAL BANK OF THE MIDWEST | 0.15 | 5/31/2013 | 0.15 | \$ 50,032.00 | \$ 50,032.00 | \$ 50,032.00 | 6/2/2011 |
| 303 REG | LD1106417 | HUNTINGTON NATIONAL BANK, NA | 0.15 | 6/3/2013 | 0.15 | \$ 250,000.00 | \$ 250,000.00 | \$ 250,000.00 | 6/3/2011 |
| 303 REG | LD1106425 | AMERICAN SAVINGS BANK, FSB | 0.15 | 6/6/2013 | 0.15 | \$ 134,491.00 | \$ 134,491.00 | \$ 134,491.00 | 6/6/2011 |
| 303 REG | LD1106441 | AMERICAN SAVINGS BANK, FSB | 0.15 | 6/6/2013 | 0.15 | \$ 116,427.00 | \$ 116,427.00 | \$ 116,427.00 | 6/6/2011 |
| 303 REG | LD1106466 | AMERICAN SAVINGS BANK, FSB | 0.15 | 6/6/2013 | 0.15 | \$ 356,019.00 | \$ 356,019.00 | \$ 356,019.00 | 6/6/2011 |
| 303 REG | LD1106433 | CORTLAND SAVINGS & BANKING CO | 0.15 | 6/7/2013 | 0.15 | \$ 143,780.64 | \$ 143,780.64 | \$ 143,780.64 | 6/7/2011 |
| 303 REG | LD1106458 | CORTLAND SAVINGS & BANKING CO | 0.15 | 6/7/2013 | 0.15 | \$ 91,117.41 | \$ 91,117.41 | \$ 91,117.41 | 6/7/2011 |
| 303 REG | LD1106474 | FARMERS & MERCHANTS STATE BANK | 0.15 | 6/7/2013 | 0.15 | \$ 108,112.21 | \$ 108,112.21 | \$ 108,112.21 | 6/7/2011 |
| 303 REG | LD1106482 | HEARTLAND BANK | 0.15 | 6/7/2013 | 0.15 | \$ 222,982.83 | \$ 222,982.83 | \$ 222,982.83 | 6/8/2011 |
| 303 REG | LD1106490 | CROGHAN COLONIAL BANK | 0.15 | 6/7/2013 | 0.15 | \$ 166,315.77 | \$ 166,315.77 | \$ 166,315.77 | 6/8/2011 |
| 303 REG | LD1106508 | FARMERS NATIONAL BANK, CANFIELD | 0.15 | 6/7/2013 | 0.15 | \$ 260,276.83 | \$ 260,276.83 | \$ 260,276.83 | 6/8/2011 |
| 303 REG | LD1106516 | AMERICAN SAVINGS BANK, FSB | 0.15 | 6/7/2013 | 0.15 | \$ 250,000.00 | \$ 250,000.00 | \$ 250,000.00 | 6/8/2011 |
| 303 REG | LD1106524 | PARK NATIONAL BANK | 0.15 | 6/7/2013 | 0.15 | \$ 45,119.72 | \$ 45,119.72 | \$ 45,119.72 | 6/9/2011 |
| 303 REG | LD1106532 | WESTFIELD BANK, FSB | 0.15 | 6/7/2013 | 0.15 | \$ 102,364.42 | \$ 102,364.42 | \$ 102,364.42 | 6/9/2011 |
| 303 REG | LD1106540 | U.S. BANK, N.A. | 0.15 | 6/14/2013 | 0.15 | \$ 329,622.30 | \$ 329,622.30 | \$ 329,622.30 | 6/14/2011 |
| 303 REG | LD1106557 | U.S. BANK, N.A. | 0.15 | 6/14/2013 | 0.15 | \$ 18,791.82 | \$ 18,791.82 | \$ 18,791.82 | 6/14/2011 |
| 303 REG | LD1106565 | PARK NATIONAL BANK | 0.15 | 6/14/2013 | 0.15 | \$ 124,310.00 | \$ 124,310.00 | \$ 124,310.00 | 6/15/2011 |
| 303 REG | LD1106573 | FARMERS SAVINGS BANK, SPENCER | 0.15 | 6/14/2013 | 0.15 | \$ 29,000.00 | \$ 29,000.00 | \$ 29,000.00 | 6/16/2011 |
| 303 REG | LD1106581 | LIBERTY NATIONAL BANK | 0.15 | 6/14/2013 | 0.15 | \$ 400,000.00 | \$ 400,000.00 | \$ 400,000.00 | 6/16/2011 |
| 303 REG | LD1106599 | LIBERTY NATIONAL BANK | 0.15 | 6/14/2013 | 0.15 | \$ 25,000.00 | \$ 25,000.00 | \$ 25,000.00 | 6/16/2011 |
| 303 REG | LD1106607 | RIVERHILLS BANK | 0.15 | 6/17/2013 | 0.15 | \$ 210,000.00 | \$ 210,000.00 | \$ 210,000.00 | 6/17/2011 |
| 303 REG | LD1106615 | FIRST NATIONAL BANK, PANDORA | 0.15 | 6/20/2013 | 0.15 | \$ 17,700.00 | \$ 17,700.00 | \$ 17,700.00 | 6/20/2011 |
| 303 REG | LD1106623 | FIRST CITIZENS NATIONAL BANK | 0.15 | 6/21/2013 | 0.15 | \$ 400,000.00 | \$ 400,000.00 | \$ 400,000.00 | 6/21/2011 |
| 303 REG | LD1106631 | FORT JENNINGS STATE BANK | 0.15 | 6/21/2013 | 0.15 | \$ 105,000.00 | \$ 105,000.00 | \$ 105,000.00 | 6/21/2011 |
| 303 REG | LD1106649 | FARMERS CITIZENS BANK, BUCYRUS | 0.15 | 6/21/2013 | 0.15 | \$ 178,000.00 | \$ 178,000.00 | \$ 178,000.00 | 6/21/2011 |
| 303 REG | LD1106656 | CONSUMERS NATIONAL BANK | 0.15 | 6/21/2013 | 0.15 | \$ 290,200.00 | \$ 290,200.00 | \$ 290,200.00 | 6/22/2011 |
| 303 REG | LD1106664 | OLD FORT BANKING COMPANY | 0.15 | 6/21/2013 | 0.15 | \$ 122,779.00 | \$ 122,779.00 | \$ 122,779.00 | 6/22/2011 |
| 303 REG | LD1106672 | HUNTINGTON NATIONAL BANK, NA | 0.15 | 6/21/2013 | 0.15 | \$ 110,000.00 | \$ 110,000.00 | \$ 110,000.00 | 6/23/2011 |
| 303 REG | LD1106680 | FARMERS NATIONAL BANK, CANFIELD | 0.15 | 6/21/2013 | 0.15 | \$ 55,552.58 | \$ 55,552.58 | \$ 55,552.58 | 6/23/2011 |
| 303 REG | LD1106698 | HUNTINGTON NATIONAL BANK, NA | 0.15 | 6/24/2013 | 0.15 | \$ 199,500.00 | \$ 199,500.00 | \$ 199,500.00 | 6/24/2011 |
| 303 REG | LD1106706 | FIRST FINANCIAL BANK, NA | 0.15 | 6/24/2013 | 0.15 | \$ 400,000.00 | \$ 400,000.00 | \$ 400,000.00 | 6/24/2011 |
| 303 REG | LD1106714 | OLD FORT BANKING COMPANY | 0.15 | 6/27/2013 | 0.15 | \$ 181,575.50 | \$ 181,575.50 | \$ 181,575.50 | 6/27/2011 |
| 303 REG | LD1106722 | FARMERS & MERCHANTS STATE BANK | 0.15 | 6/27/2013 | 0.15 | \$ 130,000.00 | \$ 130,000.00 | \$ 130,000.00 | 6/27/2011 |
| 303 REG | LD1106730 | HUNTINGTON NATIONAL BANK, NA | 0.15 | 6/28/2013 | 0.15 | \$ 105,703.20 | \$ 105,703.20 | \$ 105,703.20 | 6/28/2011 |
| 303 REG | LD1106748 | LCNB NATIONAL BANK | 0.15 | 6/28/2013 | 0.15 | \$ 333,042.00 | \$ 333,042.00 | \$ 333,042.00 | 6/29/2011 |
| 303 REG | LD1200004 | KINGSTON NATIONAL BANK | 0.15 | 7/5/2013 | 0.15 | \$ 70,000.00 | \$ 70,000.00 | \$ 70,000.00 | 7/5/2011 |
| 303 REG | LD1200012 | HUNTINGTON NATIONAL BANK, NA | 0.15 | 7/5/2013 | 0.15 | \$ 400,000.00 | \$ 400,000.00 | \$ 400,000.00 | 7/5/2011 |
| 303 REG | LD1200020 | AMERICAN SAVINGS BANK, FSB | 0.15 | 7/5/2013 | 0.15 | \$ 130,000.00 | \$ 130,000.00 | \$ 130,000.00 | 7/5/2011 |
| 303 REG | LD1200038 | AMERICAN SAVINGS BANK, FSB | 0.15 | 7/5/2013 | 0.15 | \$ 76,500.00 | \$ 76,500.00 | \$ 76,500.00 | 7/5/2011 |
| 303 REG | LD1200046 | PORTAGE COMMUNITY BANK | 0.15 | 7/5/2013 | 0.15 | \$ 400,000.00 | \$ 400,000.00 | \$ 400,000.00 | 7/5/2011 |
| 303 REG | LD1200053 | SAVINGS BANK | 0.15 | 7/5/2013 | 0.15 | \$ 91,000.00 | \$ 91,000.00 | \$ 91,000.00 | 7/5/2011 |
| 303 REG | LD1200061 | HUNTINGTON NATIONAL BANK, NA | 0.15 | 7/5/2013 | 0.15 | \$ 185,064.79 | \$ 185,064.79 | \$ 185,064.79 | 7/6/2011 |
| 303 REG | LD1200079 | HUNTINGTON NATIONAL BANK, NA | 0.15 | 7/5/2013 | 0.15 | \$ 103,026.30 | \$ 103,026.30 | \$ 103,026.30 | 7/6/2011 |
| 303 REG | LD1200087 | HUNTINGTON NATIONAL BANK, NA | 0.15 | 7/5/2013 | 0.15 | \$ 400,000.00 | \$ 400,000.00 | \$ 400,000.00 | 7/7/2011 |

INVS_MONTHEND_INVENTORY
 VisualQED
 INVENTORY
 SETTLEMENT
 7/29/2011

JOSH MANDEL
 TREASURER, STATE OF OHIO

INVESTMENT INVENTORY
 SETTLED POSITIONS AS OF: 07/29/11

| FUND | CUSIP | DESCRIPTION | RATE | MATURITY | YIELD | PAR AMOUNT | BOOK VALUE | MARKET VALUE | 1ST PUR |
|---------|-----------|----------------------------------|------|-----------|-------|-------------------|-------------------|-------------------|-----------|
| 303 REG | LD1200095 | U.S. BANK, N.A. | 0.15 | 7/11/2013 | 0.15 | \$ 105,943.55 | \$ 105,943.55 | \$ 105,943.55 | 7/11/2011 |
| 303 REG | LD1200103 | U.S. BANK, N.A. | 0.15 | 7/11/2013 | 0.15 | \$ 200,000.00 | \$ 200,000.00 | \$ 200,000.00 | 7/11/2011 |
| 303 REG | LD1200111 | MINSTER BANK | 0.15 | 7/12/2013 | 0.15 | \$ 200,000.00 | \$ 200,000.00 | \$ 200,000.00 | 7/12/2011 |
| 303 REG | LD1200129 | FIRST CITIZENS NATIONAL BANK | 0.15 | 7/12/2013 | 0.15 | \$ 400,000.00 | \$ 400,000.00 | \$ 400,000.00 | 7/12/2011 |
| 303 REG | LD1200137 | HUNTINGTON NATIONAL BANK, NA | 0.15 | 7/12/2013 | 0.15 | \$ 120,000.00 | \$ 120,000.00 | \$ 120,000.00 | 7/13/2011 |
| 303 REG | LD1200145 | HUNTINGTON NATIONAL BANK, NA | 0.15 | 7/12/2013 | 0.15 | \$ 74,000.00 | \$ 74,000.00 | \$ 74,000.00 | 7/13/2011 |
| 303 REG | LD1200160 | FARMERS & MERCHANTS STATE BANK | 0.15 | 7/15/2013 | 0.15 | \$ 194,294.86 | \$ 194,294.86 | \$ 194,294.86 | 7/15/2011 |
| 303 REG | LD1200178 | HUNTINGTON NATIONAL BANK, NA | 0.15 | 7/15/2013 | 0.15 | \$ 300,000.00 | \$ 300,000.00 | \$ 300,000.00 | 7/15/2011 |
| 303 REG | LD1200186 | PARK NATIONAL BANK | 0.15 | 7/19/2013 | 0.15 | \$ 70,783.04 | \$ 70,783.04 | \$ 70,783.04 | 7/19/2011 |
| 303 REG | LD1200194 | PARK NATIONAL BANK | 0.15 | 7/19/2013 | 0.15 | \$ 255,722.20 | \$ 255,722.20 | \$ 255,722.20 | 7/19/2011 |
| 303 REG | LD1200202 | FORT JENNINGS STATE BANK | 0.15 | 7/19/2013 | 0.15 | \$ 78,187.05 | \$ 78,187.05 | \$ 78,187.05 | 7/19/2011 |
| 303 REG | LD1200210 | PORTAGE COMMUNITY BANK | 0.15 | 7/19/2013 | 0.15 | \$ 292,705.95 | \$ 292,705.95 | \$ 292,705.95 | 7/19/2011 |
| 303 REG | LD1200228 | FARMERS & MERCHANTS STATE BANK | 0.15 | 7/19/2013 | 0.15 | \$ 79,287.25 | \$ 79,287.25 | \$ 79,287.25 | 7/19/2011 |
| 303 REG | LD1200236 | NORTH VALLEY BANK | 0.15 | 7/19/2013 | 0.15 | \$ 101,526.12 | \$ 101,526.12 | \$ 101,526.12 | 7/20/2011 |
| 303 REG | LD1200244 | WESTFIELD BANK, FSB | 0.15 | 7/19/2013 | 0.15 | \$ 44,000.00 | \$ 44,000.00 | \$ 44,000.00 | 7/20/2011 |
| 303 REG | LD1200251 | CORTLAND SAVINGS & BANKING CO | 0.15 | 7/19/2013 | 0.15 | \$ 275,201.81 | \$ 275,201.81 | \$ 275,201.81 | 7/20/2011 |
| 303 REG | LD1200269 | FIRST FINANCIAL BANK, NA | 0.15 | 7/19/2013 | 0.15 | \$ 121,582.49 | \$ 121,582.49 | \$ 121,582.49 | 7/20/2011 |
| 303 REG | LD1200277 | NORTH VALLEY BANK | 0.15 | 7/19/2013 | 0.15 | \$ 287,000.00 | \$ 287,000.00 | \$ 287,000.00 | 7/21/2011 |
| 303 REG | LD1200285 | NORTH VALLEY BANK | 0.15 | 7/19/2013 | 0.15 | \$ 300,000.00 | \$ 300,000.00 | \$ 300,000.00 | 7/21/2011 |
| 303 REG | LD1200293 | WESBANCO BANK, INC | 0.15 | 7/19/2013 | 0.15 | \$ 348,000.00 | \$ 348,000.00 | \$ 348,000.00 | 7/21/2011 |
| 303 REG | LD1200301 | FIRST NATIONAL BANK, PANDORA | 0.15 | 7/19/2013 | 0.15 | \$ 87,117.98 | \$ 87,117.98 | \$ 87,117.98 | 7/21/2011 |
| 303 REG | LD1200319 | FIRST STATE BANK OF ADAMS COUNTY | 0.15 | 7/22/2013 | 0.15 | \$ 200,000.00 | \$ 200,000.00 | \$ 200,000.00 | 7/22/2011 |
| 303 REG | LD1200327 | FIRST STATE BANK OF ADAMS COUNTY | 0.15 | 7/22/2013 | 0.15 | \$ 400,000.00 | \$ 400,000.00 | \$ 400,000.00 | 7/22/2011 |
| 303 REG | LD1200335 | WESTFIELD BANK, FSB | 0.15 | 7/22/2013 | 0.15 | \$ 400,000.00 | \$ 400,000.00 | \$ 400,000.00 | 7/22/2011 |
| 303 REG | LD1200343 | FORT JENNINGS STATE BANK | 0.15 | 7/25/2013 | 0.15 | \$ 269,000.00 | \$ 269,000.00 | \$ 269,000.00 | 7/25/2011 |
| 303 REG | LD1200350 | GENOA BANKING COMPANY | 0.15 | 7/25/2013 | 0.15 | \$ 400,000.00 | \$ 400,000.00 | \$ 400,000.00 | 7/25/2011 |
| 303 REG | LD1200368 | FARMERS NATIONAL BANK, CANFIELD | 0.15 | 7/26/2013 | 0.15 | \$ 43,679.37 | \$ 43,679.37 | \$ 43,679.37 | 7/26/2011 |
| 303 REG | LD1200376 | CROGHAN COLONIAL BANK | 0.15 | 7/26/2013 | 0.15 | \$ 153,269.58 | \$ 153,269.58 | \$ 153,269.58 | 7/26/2011 |
| 303 REG | LD1200384 | FIRST FINANCIAL BANK, NA | 0.15 | 7/26/2013 | 0.15 | \$ 400,000.00 | \$ 400,000.00 | \$ 400,000.00 | 7/27/2011 |
| 303 REG | LD1200392 | SIGNATURE BANK, N.A. | 0.15 | 7/26/2013 | 0.15 | \$ 323,535.80 | \$ 323,535.80 | \$ 323,535.80 | 7/28/2011 |
| 303 REG | LD1200400 | SIGNATURE BANK, N.A. | 0.15 | 7/26/2013 | 0.15 | \$ 400,000.00 | \$ 400,000.00 | \$ 400,000.00 | 7/28/2011 |
| 303 REG | LD1200418 | FARMERS & MERCHANTS STATE BANK | 0.15 | 7/29/2013 | 0.15 | \$ 243,033.73 | \$ 243,033.73 | \$ 243,033.73 | 7/29/2011 |
| | | | | | | \$ 222,843,239.67 | \$ 222,843,239.67 | \$ 222,843,239.67 | |
| 303 REG | AG1105174 | FIRST CITIZENS NATIONAL BANK | | 4/12/2012 | 0.15 | \$ 100,000.00 | \$ 100,000.00 | \$ 100,000.00 | 4/15/2011 |
| 303 REG | AG1105182 | FIRST CITIZENS NATIONAL BANK | | 4/12/2012 | 0.15 | \$ 100,000.00 | \$ 100,000.00 | \$ 100,000.00 | 4/15/2011 |
| 303 REG | AG1105190 | FIRST CITIZENS NATIONAL BANK | | 4/12/2012 | 0.15 | \$ 100,000.00 | \$ 100,000.00 | \$ 100,000.00 | 4/15/2011 |
| 303 REG | AG1105208 | FIRST CITIZENS NATIONAL BANK | | 4/12/2012 | 0.15 | \$ 100,000.00 | \$ 100,000.00 | \$ 100,000.00 | 4/15/2011 |
| 303 REG | AG1105216 | FIRST CITIZENS NATIONAL BANK | | 4/12/2012 | 0.15 | \$ 12,625.00 | \$ 12,625.00 | \$ 12,625.00 | 4/15/2011 |
| 303 REG | AG1105224 | FIRST CITIZENS NATIONAL BANK | | 4/12/2012 | 0.15 | \$ 100,000.00 | \$ 100,000.00 | \$ 100,000.00 | 4/15/2011 |
| 303 REG | AG1105232 | FIRST CITIZENS NATIONAL BANK | | 4/12/2012 | 0.15 | \$ 100,000.00 | \$ 100,000.00 | \$ 100,000.00 | 4/15/2011 |
| 303 REG | AG1105240 | FIRST CITIZENS NATIONAL BANK | | 4/12/2012 | 0.15 | \$ 100,000.00 | \$ 100,000.00 | \$ 100,000.00 | 4/15/2011 |
| 303 REG | AG1105257 | FIRST CITIZENS NATIONAL BANK | | 4/12/2012 | 0.15 | \$ 100,000.00 | \$ 100,000.00 | \$ 100,000.00 | 4/15/2011 |
| 303 REG | AG1105265 | FIRST CITIZENS NATIONAL BANK | | 4/12/2012 | 0.15 | \$ 100,000.00 | \$ 100,000.00 | \$ 100,000.00 | 4/15/2011 |
| 303 REG | AG1105273 | FIRST CITIZENS NATIONAL BANK | | 4/12/2012 | 0.15 | \$ 100,000.00 | \$ 100,000.00 | \$ 100,000.00 | 4/15/2011 |
| 303 REG | AG1105281 | FIRST CITIZENS NATIONAL BANK | | 4/12/2012 | 0.15 | \$ 100,000.00 | \$ 100,000.00 | \$ 100,000.00 | 4/15/2011 |
| 303 REG | AG1105299 | FIRST FINANCIAL BANK, NA | | 4/12/2012 | 0.15 | \$ 50,000.00 | \$ 50,000.00 | \$ 50,000.00 | 4/15/2011 |
| 303 REG | AG1105307 | NCB, FSB | | 4/12/2012 | 0.15 | \$ 100,000.00 | \$ 100,000.00 | \$ 100,000.00 | 4/15/2011 |
| 303 REG | AG1105315 | NCB, FSB | | 4/12/2012 | 0.15 | \$ 100,000.00 | \$ 100,000.00 | \$ 100,000.00 | 4/15/2011 |
| 303 REG | AG1105414 | LIBERTY NATIONAL BANK | | 4/12/2012 | | \$ 100,000.00 | \$ 100,000.00 | \$ 100,000.00 | 5/2/2011 |
| 303 REG | AG1105422 | LIBERTY NATIONAL BANK | | 4/12/2012 | | \$ 100,000.00 | \$ 100,000.00 | \$ 100,000.00 | 5/2/2011 |
| 303 REG | AG1105430 | LIBERTY NATIONAL BANK | | 4/12/2012 | | \$ 100,000.00 | \$ 100,000.00 | \$ 100,000.00 | 5/2/2011 |
| 303 REG | AG1105455 | LIBERTY NATIONAL BANK | | 4/12/2012 | | \$ 100,000.00 | \$ 100,000.00 | \$ 100,000.00 | 5/2/2011 |

INVS_MONTHEND_INVENTORY
 VisualQED
 INVENTORY
 SETTLEMENT
 7/29/2011

JOSH MANDEL
 TREASURER, STATE OF OHIO

INVESTMENT INVENTORY
 SETTLED POSITIONS AS OF: 07/29/11

| FUND | CUSIP | DESCRIPTION | RATE | MATURITY | YIELD | PAR AMOUNT | BOOK VALUE | MARKET VALUE | 1ST PUR |
|---------|-----------|------------------------------|------|-----------|-------|---------------|---------------|---------------|-----------|
| 303 REG | AG1105463 | LIBERTY NATIONAL BANK | | 4/12/2012 | | \$ 100,000.00 | \$ 100,000.00 | \$ 100,000.00 | 5/2/2011 |
| 303 REG | AG1105471 | LIBERTY NATIONAL BANK | | 4/12/2012 | | \$ 100,000.00 | \$ 100,000.00 | \$ 100,000.00 | 5/2/2011 |
| 303 REG | AG1105489 | LIBERTY NATIONAL BANK | | 4/12/2012 | | \$ 100,000.00 | \$ 100,000.00 | \$ 100,000.00 | 5/2/2011 |
| 303 REG | AG1105497 | LIBERTY NATIONAL BANK | | 4/12/2012 | | \$ 100,000.00 | \$ 100,000.00 | \$ 100,000.00 | 5/2/2011 |
| 303 REG | AG1105505 | LIBERTY NATIONAL BANK | | 4/12/2012 | | \$ 100,000.00 | \$ 100,000.00 | \$ 100,000.00 | 5/2/2011 |
| 303 REG | AG1105513 | NCB, FSB | | 4/12/2012 | 0.15 | \$ 100,000.00 | \$ 100,000.00 | \$ 100,000.00 | 5/3/2011 |
| 303 REG | AG1105554 | NCB, FSB | | 4/12/2012 | 0.15 | \$ 60,000.00 | \$ 60,000.00 | \$ 60,000.00 | 5/11/2011 |
| 303 REG | AG1105562 | NCB, FSB | | 4/12/2012 | 0.15 | \$ 100,000.00 | \$ 100,000.00 | \$ 100,000.00 | 5/11/2011 |
| 303 REG | AG1105679 | FIRST NATIONAL BANK, PANDORA | | 4/12/2012 | | \$ 39,537.31 | \$ 39,537.31 | \$ 39,537.31 | 5/23/2011 |
| 303 REG | AG1105695 | PNC BANK, NA | | 4/12/2012 | | \$ 100,000.00 | \$ 100,000.00 | \$ 100,000.00 | 5/23/2011 |
| 303 REG | AG1105703 | PNC BANK, NA | | 4/12/2012 | | \$ 75,000.00 | \$ 75,000.00 | \$ 75,000.00 | 5/23/2011 |
| 303 REG | AG1105711 | PNC BANK, NA | | 4/12/2012 | | \$ 100,000.00 | \$ 100,000.00 | \$ 100,000.00 | 5/23/2011 |
| 303 REG | AG1105729 | PNC BANK, NA | | 4/12/2012 | | \$ 100,000.00 | \$ 100,000.00 | \$ 100,000.00 | 5/23/2011 |
| 303 REG | AG1105737 | PNC BANK, NA | | 4/12/2012 | | \$ 100,000.00 | \$ 100,000.00 | \$ 100,000.00 | 5/23/2011 |
| 303 REG | AG1105745 | PNC BANK, NA | | 4/12/2012 | | \$ 100,000.00 | \$ 100,000.00 | \$ 100,000.00 | 5/23/2011 |
| 303 REG | AG1105752 | PNC BANK, NA | | 4/12/2012 | | \$ 100,000.00 | \$ 100,000.00 | \$ 100,000.00 | 5/23/2011 |
| 303 REG | AG1105760 | PNC BANK, NA | | 4/12/2012 | | \$ 100,000.00 | \$ 100,000.00 | \$ 100,000.00 | 5/23/2011 |
| 303 REG | AG1105778 | PNC BANK, NA | | 4/12/2012 | | \$ 100,000.00 | \$ 100,000.00 | \$ 100,000.00 | 5/23/2011 |
| 303 REG | AG1105786 | PNC BANK, NA | | 4/12/2012 | | \$ 50,000.00 | \$ 50,000.00 | \$ 50,000.00 | 5/23/2011 |
| 303 REG | AG1105794 | PNC BANK, NA | | 4/12/2012 | | \$ 100,000.00 | \$ 100,000.00 | \$ 100,000.00 | 5/23/2011 |
| 303 REG | AG1105802 | PNC BANK, NA | | 4/12/2012 | | \$ 50,000.00 | \$ 50,000.00 | \$ 50,000.00 | 5/23/2011 |
| 303 REG | AG1105810 | PNC BANK, NA | | 4/12/2012 | | \$ 55,000.00 | \$ 55,000.00 | \$ 55,000.00 | 5/23/2011 |
| 303 REG | AG1105828 | PNC BANK, NA | | 4/12/2012 | | \$ 100,000.00 | \$ 100,000.00 | \$ 100,000.00 | 5/23/2011 |
| 303 REG | AG1105836 | PNC BANK, NA | | 4/12/2012 | | \$ 35,000.00 | \$ 35,000.00 | \$ 35,000.00 | 5/23/2011 |
| 303 REG | AG1105844 | PNC BANK, NA | | 4/12/2012 | | \$ 100,000.00 | \$ 100,000.00 | \$ 100,000.00 | 5/23/2011 |
| 303 REG | AG1105851 | PNC BANK, NA | | 4/12/2012 | | \$ 55,000.00 | \$ 55,000.00 | \$ 55,000.00 | 5/23/2011 |
| 303 REG | AG1105869 | PNC BANK, NA | | 4/12/2012 | | \$ 100,000.00 | \$ 100,000.00 | \$ 100,000.00 | 5/23/2011 |
| 303 REG | AG1105877 | PNC BANK, NA | | 4/12/2012 | | \$ 50,000.00 | \$ 50,000.00 | \$ 50,000.00 | 5/23/2011 |
| 303 REG | AG1105885 | PNC BANK, NA | | 4/12/2012 | | \$ 100,000.00 | \$ 100,000.00 | \$ 100,000.00 | 5/23/2011 |
| 303 REG | AG1105893 | PNC BANK, NA | | 4/12/2012 | | \$ 100,000.00 | \$ 100,000.00 | \$ 100,000.00 | 5/23/2011 |
| 303 REG | AG1105901 | PNC BANK, NA | | 4/12/2012 | | \$ 20,000.00 | \$ 20,000.00 | \$ 20,000.00 | 5/23/2011 |
| 303 REG | AG1105919 | PNC BANK, NA | | 4/12/2012 | | \$ 100,000.00 | \$ 100,000.00 | \$ 100,000.00 | 5/23/2011 |
| 303 REG | AG1105927 | PNC BANK, NA | | 4/12/2012 | | \$ 75,000.00 | \$ 75,000.00 | \$ 75,000.00 | 5/23/2011 |
| 303 REG | AG1105935 | PNC BANK, NA | | 4/12/2012 | | \$ 75,000.00 | \$ 75,000.00 | \$ 75,000.00 | 5/23/2011 |
| 303 REG | AG1105943 | PNC BANK, NA | | 4/12/2012 | | \$ 35,000.00 | \$ 35,000.00 | \$ 35,000.00 | 5/23/2011 |
| 303 REG | AG1105950 | PNC BANK, NA | | 4/12/2012 | | \$ 30,000.00 | \$ 30,000.00 | \$ 30,000.00 | 5/23/2011 |
| 303 REG | AG1105968 | PNC BANK, NA | | 4/12/2012 | | \$ 50,000.00 | \$ 50,000.00 | \$ 50,000.00 | 5/23/2011 |
| 303 REG | AG1105976 | PNC BANK, NA | | 4/12/2012 | | \$ 75,000.00 | \$ 75,000.00 | \$ 75,000.00 | 5/23/2011 |
| 303 REG | AG1105984 | PNC BANK, NA | | 4/12/2012 | | \$ 100,000.00 | \$ 100,000.00 | \$ 100,000.00 | 5/23/2011 |
| 303 REG | AG1105992 | PNC BANK, NA | | 4/12/2012 | | \$ 100,000.00 | \$ 100,000.00 | \$ 100,000.00 | 5/23/2011 |
| 303 REG | AG1106008 | PNC BANK, NA | | 4/12/2012 | | \$ 100,000.00 | \$ 100,000.00 | \$ 100,000.00 | 5/23/2011 |
| 303 REG | AG1106016 | PNC BANK, NA | | 4/12/2012 | | \$ 50,000.00 | \$ 50,000.00 | \$ 50,000.00 | 5/23/2011 |
| 303 REG | AG1106024 | PNC BANK, NA | | 4/12/2012 | | \$ 65,000.00 | \$ 65,000.00 | \$ 65,000.00 | 5/23/2011 |
| 303 REG | AG1106032 | PNC BANK, NA | | 4/12/2012 | | \$ 50,000.00 | \$ 50,000.00 | \$ 50,000.00 | 5/23/2011 |
| 303 REG | AG1106040 | PNC BANK, NA | | 4/12/2012 | | \$ 100,000.00 | \$ 100,000.00 | \$ 100,000.00 | 5/23/2011 |
| 303 REG | AG1106057 | PNC BANK, NA | | 4/12/2012 | | \$ 100,000.00 | \$ 100,000.00 | \$ 100,000.00 | 5/23/2011 |
| 303 REG | AG1106065 | PNC BANK, NA | | 4/12/2012 | | \$ 100,000.00 | \$ 100,000.00 | \$ 100,000.00 | 5/23/2011 |
| 303 REG | AG1106073 | PNC BANK, NA | | 4/12/2012 | | \$ 100,000.00 | \$ 100,000.00 | \$ 100,000.00 | 5/23/2011 |
| 303 REG | AG1106081 | PNC BANK, NA | | 4/12/2012 | | \$ 100,000.00 | \$ 100,000.00 | \$ 100,000.00 | 5/23/2011 |
| 303 REG | AG1106099 | PNC BANK, NA | | 4/12/2012 | | \$ 25,000.00 | \$ 25,000.00 | \$ 25,000.00 | 5/23/2011 |
| 303 REG | AG1106107 | PNC BANK, NA | | 4/12/2012 | | \$ 100,000.00 | \$ 100,000.00 | \$ 100,000.00 | 5/23/2011 |
| 303 REG | AG1106115 | PNC BANK, NA | | 4/12/2012 | | \$ 100,000.00 | \$ 100,000.00 | \$ 100,000.00 | 5/23/2011 |
| 303 REG | AG1106123 | PNC BANK, NA | | 4/12/2012 | | \$ 100,000.00 | \$ 100,000.00 | \$ 100,000.00 | 5/23/2011 |

INVS_MONTHEND_INVENTORY
 VisualQED
 INVENTORY
 SETTLEMENT
 7/29/2011

JOSH MANDEL
 TREASURER, STATE OF OHIO

INVESTMENT INVENTORY
 SETTLED POSITIONS AS OF: 07/29/11

| FUND | CUSIP | DESCRIPTION | RATE | MATURITY | YIELD | PAR AMOUNT | BOOK VALUE | MARKET VALUE | 1ST PUR |
|---------|-----------|--------------------------------|------|------------|-------|------------------|------------------|------------------|-----------|
| 303 REG | AG1106131 | PNC BANK, NA | | 4/12/2012 | | \$ 100,000.00 | \$ 100,000.00 | \$ 100,000.00 | 5/23/2011 |
| 303 REG | AG1106149 | PNC BANK, NA | | 4/12/2012 | | \$ 100,000.00 | \$ 100,000.00 | \$ 100,000.00 | 5/23/2011 |
| 303 REG | AG1106156 | PNC BANK, NA | | 4/12/2012 | | \$ 100,000.00 | \$ 100,000.00 | \$ 100,000.00 | 5/23/2011 |
| 303 REG | AG1106164 | PNC BANK, NA | | 4/12/2012 | | \$ 90,000.00 | \$ 90,000.00 | \$ 90,000.00 | 5/23/2011 |
| 303 REG | AG1106172 | PNC BANK, NA | | 4/12/2012 | | \$ 100,000.00 | \$ 100,000.00 | \$ 100,000.00 | 5/23/2011 |
| 303 REG | AG1106180 | PNC BANK, NA | | 4/12/2012 | | \$ 40,000.00 | \$ 40,000.00 | \$ 40,000.00 | 5/23/2011 |
| 303 REG | AG1106198 | PNC BANK, NA | | 4/12/2012 | | \$ 100,000.00 | \$ 100,000.00 | \$ 100,000.00 | 5/23/2011 |
| 303 REG | AG1106206 | PNC BANK, NA | | 4/12/2012 | | \$ 100,000.00 | \$ 100,000.00 | \$ 100,000.00 | 5/23/2011 |
| 303 REG | AG1106214 | PNC BANK, NA | | 4/12/2012 | | \$ 17,000.00 | \$ 17,000.00 | \$ 17,000.00 | 5/23/2011 |
| 303 REG | AG1106222 | PNC BANK, NA | | 4/12/2012 | | \$ 50,000.00 | \$ 50,000.00 | \$ 50,000.00 | 5/23/2011 |
| 303 REG | AG1106230 | PNC BANK, NA | | 4/12/2012 | | \$ 50,000.00 | \$ 50,000.00 | \$ 50,000.00 | 5/23/2011 |
| 303 REG | AG1106248 | PNC BANK, NA | | 4/12/2012 | | \$ 40,000.00 | \$ 40,000.00 | \$ 40,000.00 | 5/23/2011 |
| 303 REG | AG1106255 | NCB, FSB | | 4/12/2012 | | \$ 100,000.00 | \$ 100,000.00 | \$ 100,000.00 | 5/26/2011 |
| 303 REG | AG1106263 | NCB, FSB | | 4/12/2012 | | \$ 100,000.00 | \$ 100,000.00 | \$ 100,000.00 | 5/26/2011 |
| 303 REG | AG1106271 | NCB, FSB | | 4/12/2012 | | \$ 75,000.00 | \$ 75,000.00 | \$ 75,000.00 | 5/27/2011 |
| 303 REG | AG1106289 | NCB, FSB | | 4/12/2012 | | \$ 100,000.00 | \$ 100,000.00 | \$ 100,000.00 | 5/27/2011 |
| 303 REG | AG1106297 | NCB, FSB | | 4/12/2012 | | \$ 100,000.00 | \$ 100,000.00 | \$ 100,000.00 | 5/27/2011 |
| 303 REG | AG1106313 | OLD FORT BANKING COMPANY | | 4/12/2012 | 0.15 | \$ 100,000.00 | \$ 100,000.00 | \$ 100,000.00 | 6/16/2011 |
| 303 REG | AG1106321 | LIBERTY NATIONAL BANK | | 4/12/2012 | | \$ 100,000.00 | \$ 100,000.00 | \$ 100,000.00 | 6/16/2011 |
| 303 REG | AG1106339 | LIBERTY NATIONAL BANK | | 4/12/2012 | 0.15 | \$ 50,000.00 | \$ 50,000.00 | \$ 50,000.00 | 6/16/2011 |
| 303 REG | AG1106347 | FIRST CITIZENS NATIONAL BANK | | 4/12/2012 | 0.15 | \$ 100,000.00 | \$ 100,000.00 | \$ 100,000.00 | 6/16/2011 |
| 303 REG | AG1106354 | FIRST CITIZENS NATIONAL BANK | | 4/12/2012 | 0.40 | \$ 45,000.00 | \$ 45,000.00 | \$ 45,000.00 | 6/21/2011 |
| 303 REG | AG1106362 | FIRST CITIZENS NATIONAL BANK | | 4/12/2012 | 0.40 | \$ 70,000.00 | \$ 70,000.00 | \$ 70,000.00 | 6/21/2011 |
| 303 REG | AG1106370 | NCB, FSB | | 4/12/2012 | | \$ 75,000.00 | \$ 75,000.00 | \$ 75,000.00 | 7/1/2011 |
| 303 REG | AG1106388 | NCB, FSB | | 4/12/2012 | | \$ 100,000.00 | \$ 100,000.00 | \$ 100,000.00 | 7/1/2011 |
| | | | | | | \$ 8,084,162.31 | \$ 8,084,162.31 | \$ 8,084,162.31 | |
| 303 REG | LD11B0319 | HENRY COUNTY BANK | 0.60 | 8/3/2011 | 0.60 | \$ 500,000.00 | \$ 500,000.00 | \$ 500,000.00 | 2/2/2011 |
| 303 REG | LD11B0327 | NATIONWIDE BANK | 0.60 | 8/3/2011 | 0.60 | \$ 5,000,000.00 | \$ 5,000,000.00 | \$ 5,000,000.00 | 2/2/2011 |
| 304 REG | LD11B0434 | BIDOHIO | 0.40 | 8/17/2011 | 0.40 | \$ 3,000,000.00 | \$ 3,000,000.00 | \$ 3,000,000.00 | 5/18/2011 |
| 303 REG | LD11B0368 | NATIONWIDE BANK | 0.50 | 9/7/2011 | 0.50 | \$ 5,000,000.00 | \$ 5,000,000.00 | \$ 5,000,000.00 | 3/2/2011 |
| 304 REG | LD11B0442 | BIDOHIO | 0.40 | 9/21/2011 | 0.40 | \$ 2,500,000.00 | \$ 2,500,000.00 | \$ 2,500,000.00 | 6/22/2011 |
| 303 REG | LD11B0384 | NATIONWIDE BANK | 0.50 | 10/5/2011 | 0.50 | \$ 5,000,000.00 | \$ 5,000,000.00 | \$ 5,000,000.00 | 4/6/2011 |
| 303 REG | LD11B0392 | WAYNE SAVINGS COMMUNITY BANK | 0.50 | 10/5/2011 | 0.50 | \$ 500,000.00 | \$ 500,000.00 | \$ 500,000.00 | 4/6/2011 |
| 304 REG | LD12B0069 | BIDOHIO | 0.30 | 10/19/2011 | 0.30 | \$ 1,000,000.00 | \$ 1,000,000.00 | \$ 1,000,000.00 | 7/20/2011 |
| 303 REG | LD11B0426 | HENRY COUNTY BANK | 0.60 | 11/2/2011 | 0.60 | \$ 1,000,000.00 | \$ 1,000,000.00 | \$ 1,000,000.00 | 5/4/2011 |
| 303 REG | LD12B0002 | HENRY COUNTY BANK | 0.60 | 1/4/2012 | 0.60 | \$ 500,000.00 | \$ 500,000.00 | \$ 500,000.00 | 7/6/2011 |
| 303 REG | LD12B0010 | HEARTLAND BANK | 0.60 | 1/4/2012 | 0.60 | \$ 1,000,000.00 | \$ 1,000,000.00 | \$ 1,000,000.00 | 7/6/2011 |
| 303 REG | LD12B0028 | HEARTLAND BANK | 0.60 | 1/4/2012 | 0.60 | \$ 1,000,000.00 | \$ 1,000,000.00 | \$ 1,000,000.00 | 7/6/2011 |
| 303 REG | LD12B0036 | HEARTLAND BANK | 0.60 | 1/4/2012 | 0.60 | \$ 1,000,000.00 | \$ 1,000,000.00 | \$ 1,000,000.00 | 7/6/2011 |
| 303 REG | LD12B0044 | HEARTLAND BANK | 0.60 | 1/4/2012 | 0.60 | \$ 1,000,000.00 | \$ 1,000,000.00 | \$ 1,000,000.00 | 7/6/2011 |
| 303 REG | LD12B0051 | HEARTLAND BANK | 0.60 | 1/4/2012 | 0.60 | \$ 1,000,000.00 | \$ 1,000,000.00 | \$ 1,000,000.00 | 7/6/2011 |
| | | | | | | \$ 29,000,000.00 | \$ 29,000,000.00 | \$ 29,000,000.00 | |
| 303 REG | AG1100019 | FARMERS CITIZENS BANK, BUCYRUS | | 4/12/2012 | 0.15 | \$ 15,500.00 | \$ 15,500.00 | \$ 15,500.00 | 4/11/2011 |
| 303 REG | AG1100027 | FARMERS CITIZENS BANK, BUCYRUS | | 4/12/2012 | 0.15 | \$ 100,000.00 | \$ 100,000.00 | \$ 100,000.00 | 4/11/2011 |
| 303 REG | AG1100035 | FARMERS CITIZENS BANK, BUCYRUS | | 4/12/2012 | 0.15 | \$ 50,000.00 | \$ 50,000.00 | \$ 50,000.00 | 4/11/2011 |
| 303 REG | AG1100043 | FARMERS CITIZENS BANK, BUCYRUS | | 4/12/2012 | 0.15 | \$ 50,000.00 | \$ 50,000.00 | \$ 50,000.00 | 4/11/2011 |
| 303 REG | AG1100050 | FARMERS CITIZENS BANK, BUCYRUS | | 4/12/2012 | 0.15 | \$ 100,000.00 | \$ 100,000.00 | \$ 100,000.00 | 4/11/2011 |
| 303 REG | AG1100068 | FARMERS CITIZENS BANK, BUCYRUS | | 4/12/2012 | 0.15 | \$ 100,000.00 | \$ 100,000.00 | \$ 100,000.00 | 4/11/2011 |
| 303 REG | AG1100076 | FARMERS CITIZENS BANK, BUCYRUS | | 4/12/2012 | 0.15 | \$ 50,000.00 | \$ 50,000.00 | \$ 50,000.00 | 4/11/2011 |
| 303 REG | AG1100084 | FARMERS CITIZENS BANK, BUCYRUS | | 4/12/2012 | 0.15 | \$ 100,000.00 | \$ 100,000.00 | \$ 100,000.00 | 4/11/2011 |
| 303 REG | AG1100092 | FARMERS CITIZENS BANK, BUCYRUS | | 4/12/2012 | 0.15 | \$ 100,000.00 | \$ 100,000.00 | \$ 100,000.00 | 4/11/2011 |

INVS_MONTHEND_INVENTORY
 VisualQED
 INVENTORY
 SETTLEMENT
 7/29/2011

JOSH MANDEL
 TREASURER, STATE OF OHIO

INVESTMENT INVENTORY
 SETTLED POSITIONS AS OF: 07/29/11

| FUND | CUSIP | DESCRIPTION | RATE | MATURITY | YIELD | PAR AMOUNT | BOOK VALUE | MARKET VALUE | 1ST PUR |
|---------|-----------|----------------------------------|------|-----------|---------|---------------|---------------|--------------|-----------|
| 303 REG | AG1100100 | FARMERS CITIZENS BANK, BUCYRUS | | 4/12/2012 | 0.15 \$ | 50,000.00 \$ | 50,000.00 \$ | 50,000.00 | 4/11/2011 |
| 303 REG | AG1100118 | FARMERS CITIZENS BANK, BUCYRUS | | 4/12/2012 | 0.15 \$ | 50,000.00 \$ | 50,000.00 \$ | 50,000.00 | 4/11/2011 |
| 303 REG | AG1100126 | FARMERS CITIZENS BANK, BUCYRUS | | 4/12/2012 | 0.15 \$ | 100,000.00 \$ | 100,000.00 \$ | 100,000.00 | 4/11/2011 |
| 303 REG | AG1100134 | FARMERS CITIZENS BANK, BUCYRUS | | 4/12/2012 | 0.15 \$ | 100,000.00 \$ | 100,000.00 \$ | 100,000.00 | 4/11/2011 |
| 303 REG | AG1100142 | HUNTINGTON NATIONAL BANK, NA | | 4/12/2012 | 0.15 \$ | 20,000.00 \$ | 20,000.00 \$ | 20,000.00 | 4/11/2011 |
| 303 REG | AG1100159 | HUNTINGTON NATIONAL BANK, NA | | 4/12/2012 | 0.15 \$ | 100,000.00 \$ | 100,000.00 \$ | 100,000.00 | 4/11/2011 |
| 303 REG | AG1100167 | HUNTINGTON NATIONAL BANK, NA | | 4/12/2012 | 0.15 \$ | 50,000.00 \$ | 50,000.00 \$ | 50,000.00 | 4/11/2011 |
| 303 REG | AG1100175 | HUNTINGTON NATIONAL BANK, NA | | 4/12/2012 | 0.15 \$ | 100,000.00 \$ | 100,000.00 \$ | 100,000.00 | 4/11/2011 |
| 303 REG | AG1100183 | HUNTINGTON NATIONAL BANK, NA | | 4/12/2012 | 0.15 \$ | 100,000.00 \$ | 100,000.00 \$ | 100,000.00 | 4/11/2011 |
| 303 REG | AG1100191 | HUNTINGTON NATIONAL BANK, NA | | 4/12/2012 | 0.15 \$ | 100,000.00 \$ | 100,000.00 \$ | 100,000.00 | 4/11/2011 |
| 303 REG | AG1100209 | HUNTINGTON NATIONAL BANK, NA | | 4/12/2012 | 0.15 \$ | 100,000.00 \$ | 100,000.00 \$ | 100,000.00 | 4/11/2011 |
| 303 REG | AG1100217 | HUNTINGTON NATIONAL BANK, NA | | 4/12/2012 | 0.15 \$ | 90,000.00 \$ | 90,000.00 \$ | 90,000.00 | 4/11/2011 |
| 303 REG | AG1100225 | HUNTINGTON NATIONAL BANK, NA | | 4/12/2012 | 0.15 \$ | 50,000.00 \$ | 50,000.00 \$ | 50,000.00 | 4/11/2011 |
| 303 REG | AG1100233 | HUNTINGTON NATIONAL BANK, NA | | 4/12/2012 | 0.15 \$ | 8,000.00 \$ | 8,000.00 \$ | 8,000.00 | 4/11/2011 |
| 303 REG | AG1100241 | HUNTINGTON NATIONAL BANK, NA | | 4/12/2012 | 0.15 \$ | 25,000.00 \$ | 25,000.00 \$ | 25,000.00 | 4/11/2011 |
| 303 REG | AG1100258 | HUNTINGTON NATIONAL BANK, NA | | 4/12/2012 | 0.15 \$ | 100,000.00 \$ | 100,000.00 \$ | 100,000.00 | 4/11/2011 |
| 303 REG | AG1100266 | HUNTINGTON NATIONAL BANK, NA | | 4/12/2012 | 0.15 \$ | 15,000.00 \$ | 15,000.00 \$ | 15,000.00 | 4/11/2011 |
| 303 REG | AG1100274 | HUNTINGTON NATIONAL BANK, NA | | 4/12/2012 | 0.15 \$ | 100,000.00 \$ | 100,000.00 \$ | 100,000.00 | 4/11/2011 |
| 303 REG | AG1100282 | HUNTINGTON NATIONAL BANK, NA | | 4/12/2012 | 0.15 \$ | 60,000.00 \$ | 60,000.00 \$ | 60,000.00 | 4/11/2011 |
| 303 REG | AG1100290 | HUNTINGTON NATIONAL BANK, NA | | 4/12/2012 | 0.15 \$ | 100,000.00 \$ | 100,000.00 \$ | 100,000.00 | 4/11/2011 |
| 303 REG | AG1100308 | HUNTINGTON NATIONAL BANK, NA | | 4/12/2012 | 0.15 \$ | 50,000.00 \$ | 50,000.00 \$ | 50,000.00 | 4/11/2011 |
| 303 REG | AG1100316 | HUNTINGTON NATIONAL BANK, NA | | 4/12/2012 | 0.15 \$ | 50,000.00 \$ | 50,000.00 \$ | 50,000.00 | 4/11/2011 |
| 303 REG | AG1100324 | HUNTINGTON NATIONAL BANK, NA | | 4/12/2012 | 0.15 \$ | 40,000.00 \$ | 40,000.00 \$ | 40,000.00 | 4/11/2011 |
| 303 REG | AG1100332 | HUNTINGTON NATIONAL BANK, NA | | 4/12/2012 | 0.15 \$ | 100,000.00 \$ | 100,000.00 \$ | 100,000.00 | 4/11/2011 |
| 303 REG | AG1100340 | HUNTINGTON NATIONAL BANK, NA | | 4/12/2012 | 0.15 \$ | 100,000.00 \$ | 100,000.00 \$ | 100,000.00 | 4/11/2011 |
| 303 REG | AG1100357 | HUNTINGTON NATIONAL BANK, NA | | 4/12/2012 | 0.15 \$ | 100,000.00 \$ | 100,000.00 \$ | 100,000.00 | 4/11/2011 |
| 303 REG | AG1100365 | HUNTINGTON NATIONAL BANK, NA | | 4/12/2012 | \$ | 100,000.00 \$ | 100,000.00 \$ | 100,000.00 | 4/11/2011 |
| 303 REG | AG1100373 | HUNTINGTON NATIONAL BANK, NA | | 4/12/2012 | \$ | 100,000.00 \$ | 100,000.00 \$ | 100,000.00 | 4/11/2011 |
| 303 REG | AG1100381 | HUNTINGTON NATIONAL BANK, NA | | 4/12/2012 | \$ | 100,000.00 \$ | 100,000.00 \$ | 100,000.00 | 4/11/2011 |
| 303 REG | AG1100399 | OLD NATIONAL BANK | | 4/12/2012 | \$ | 100,000.00 \$ | 100,000.00 \$ | 100,000.00 | 4/11/2011 |
| 303 REG | AG1100407 | OLD NATIONAL BANK | | 4/12/2012 | \$ | 80,000.00 \$ | 80,000.00 \$ | 80,000.00 | 4/11/2011 |
| 303 REG | AG1100415 | OLD NATIONAL BANK | | 4/12/2012 | \$ | 100,000.00 \$ | 100,000.00 \$ | 100,000.00 | 4/11/2011 |
| 303 REG | AG1100423 | OLD NATIONAL BANK | | 4/12/2012 | \$ | 80,000.00 \$ | 80,000.00 \$ | 80,000.00 | 4/11/2011 |
| 303 REG | AG1100431 | OLD NATIONAL BANK | | 4/12/2012 | \$ | 70,000.00 \$ | 70,000.00 \$ | 70,000.00 | 4/11/2011 |
| 303 REG | AG1100449 | RICHWOOD BANKING COMPANY | | 4/12/2012 | \$ | 100,000.00 \$ | 100,000.00 \$ | 100,000.00 | 4/11/2011 |
| 303 REG | AG1100456 | RICHWOOD BANKING COMPANY | | 4/12/2012 | \$ | 100,000.00 \$ | 100,000.00 \$ | 100,000.00 | 4/11/2011 |
| 303 REG | AG1100464 | RICHWOOD BANKING COMPANY | | 4/12/2012 | \$ | 100,000.00 \$ | 100,000.00 \$ | 100,000.00 | 4/11/2011 |
| 303 REG | AG1100472 | RICHWOOD BANKING COMPANY | | 4/12/2012 | \$ | 80,000.00 \$ | 80,000.00 \$ | 80,000.00 | 4/11/2011 |
| 303 REG | AG1100480 | RICHWOOD BANKING COMPANY | | 4/12/2012 | \$ | 75,000.00 \$ | 75,000.00 \$ | 75,000.00 | 4/11/2011 |
| 303 REG | AG1100498 | RICHWOOD BANKING COMPANY | | 4/12/2012 | \$ | 100,000.00 \$ | 100,000.00 \$ | 100,000.00 | 4/11/2011 |
| 303 REG | AG1100506 | RICHWOOD BANKING COMPANY | | 4/12/2012 | \$ | 100,000.00 \$ | 100,000.00 \$ | 100,000.00 | 4/11/2011 |
| 303 REG | AG1100514 | RICHWOOD BANKING COMPANY | | 4/12/2012 | \$ | 100,000.00 \$ | 100,000.00 \$ | 100,000.00 | 4/11/2011 |
| 303 REG | AG1100522 | RICHWOOD BANKING COMPANY | | 4/12/2012 | \$ | 75,000.00 \$ | 75,000.00 \$ | 75,000.00 | 4/11/2011 |
| 303 REG | AG1100530 | RICHWOOD BANKING COMPANY | | 4/12/2012 | \$ | 100,000.00 \$ | 100,000.00 \$ | 100,000.00 | 4/11/2011 |
| 303 REG | AG1100548 | RICHWOOD BANKING COMPANY | | 4/12/2012 | \$ | 100,000.00 \$ | 100,000.00 \$ | 100,000.00 | 4/11/2011 |
| 303 REG | AG1100555 | RICHWOOD BANKING COMPANY | | 4/12/2012 | \$ | 100,000.00 \$ | 100,000.00 \$ | 100,000.00 | 4/11/2011 |
| 303 REG | AG1100563 | RICHWOOD BANKING COMPANY | | 4/12/2012 | \$ | 100,000.00 \$ | 100,000.00 \$ | 100,000.00 | 4/11/2011 |
| 303 REG | AG1100571 | RICHWOOD BANKING COMPANY | | 4/12/2012 | \$ | 100,000.00 \$ | 100,000.00 \$ | 100,000.00 | 4/11/2011 |
| 303 REG | AG1100589 | RICHWOOD BANKING COMPANY | | 4/12/2012 | \$ | 100,000.00 \$ | 100,000.00 \$ | 100,000.00 | 4/11/2011 |
| 303 REG | AG1100597 | RICHWOOD BANKING COMPANY | | 4/12/2012 | \$ | 70,000.00 \$ | 70,000.00 \$ | 70,000.00 | 4/11/2011 |
| 303 REG | AG1100605 | FIRST FEDERAL BANK OFTHE MIDWEST | | 4/12/2012 | \$ | 100,000.00 \$ | 100,000.00 \$ | 100,000.00 | 4/11/2011 |
| 303 REG | AG1100613 | FIRST FEDERAL BANK OFTHE MIDWEST | | 4/12/2012 | \$ | 75,000.00 \$ | 75,000.00 \$ | 75,000.00 | 4/11/2011 |
| 303 REG | AG1100621 | FIRST FEDERAL BANK OFTHE MIDWEST | | 4/12/2012 | \$ | 100,000.00 \$ | 100,000.00 \$ | 100,000.00 | 4/11/2011 |

INVS_MONTHEND_INVENTORY
 VisualQED
 INVENTORY
 SETTLEMENT
 7/29/2011

JOSH MANDEL
 TREASURER, STATE OF OHIO

INVESTMENT INVENTORY
 SETTLED POSITIONS AS OF: 07/29/11

| FUND | CUSIP | DESCRIPTION | RATE | MATURITY | YIELD | PAR AMOUNT | BOOK VALUE | MARKET VALUE | 1ST PUR |
|---------|-----------|----------------------------------|------|-----------|-------|---------------|---------------|---------------|-----------|
| 303 REG | AG1101165 | STATE BANK & TRUST COMPANY | | 4/12/2012 | | \$ 100,000.00 | \$ 100,000.00 | \$ 100,000.00 | 4/11/2011 |
| 303 REG | AG1101173 | STATE BANK & TRUST COMPANY | | 4/12/2012 | | \$ 100,000.00 | \$ 100,000.00 | \$ 100,000.00 | 4/11/2011 |
| 303 REG | AG1101181 | STATE BANK & TRUST COMPANY | | 4/12/2012 | | \$ 85,000.00 | \$ 85,000.00 | \$ 85,000.00 | 4/11/2011 |
| 303 REG | AG1101199 | STATE BANK & TRUST COMPANY | | 4/12/2012 | | \$ 100,000.00 | \$ 100,000.00 | \$ 100,000.00 | 4/11/2011 |
| 303 REG | AG1101207 | STATE BANK & TRUST COMPANY | | 4/12/2012 | | \$ 100,000.00 | \$ 100,000.00 | \$ 100,000.00 | 4/11/2011 |
| 303 REG | AG1101215 | STATE BANK & TRUST COMPANY | | 4/12/2012 | | \$ 60,000.00 | \$ 60,000.00 | \$ 60,000.00 | 4/11/2011 |
| 303 REG | AG1101223 | STATE BANK & TRUST COMPANY | | 4/12/2012 | | \$ 100,000.00 | \$ 100,000.00 | \$ 100,000.00 | 4/11/2011 |
| 303 REG | AG1101231 | STATE BANK & TRUST COMPANY | | 4/12/2012 | | \$ 100,000.00 | \$ 100,000.00 | \$ 100,000.00 | 4/11/2011 |
| 303 REG | AG1101249 | STATE BANK & TRUST COMPANY | | 4/12/2012 | | \$ 100,000.00 | \$ 100,000.00 | \$ 100,000.00 | 4/11/2011 |
| 303 REG | AG1101256 | STATE BANK & TRUST COMPANY | | 4/12/2012 | | \$ 100,000.00 | \$ 100,000.00 | \$ 100,000.00 | 4/11/2011 |
| 303 REG | AG1101264 | STATE BANK & TRUST COMPANY | | 4/12/2012 | | \$ 90,000.00 | \$ 90,000.00 | \$ 90,000.00 | 4/11/2011 |
| 303 REG | AG1101272 | STATE BANK & TRUST COMPANY | | 4/12/2012 | | \$ 35,000.00 | \$ 35,000.00 | \$ 35,000.00 | 4/11/2011 |
| 303 REG | AG1101280 | STATE BANK & TRUST COMPANY | | 4/12/2012 | | \$ 100,000.00 | \$ 100,000.00 | \$ 100,000.00 | 4/11/2011 |
| 303 REG | AG1101298 | STATE BANK & TRUST COMPANY | | 4/12/2012 | | \$ 100,000.00 | \$ 100,000.00 | \$ 100,000.00 | 4/11/2011 |
| 303 REG | AG1101306 | STATE BANK & TRUST COMPANY | | 4/12/2012 | | \$ 100,000.00 | \$ 100,000.00 | \$ 100,000.00 | 4/11/2011 |
| 303 REG | AG1101314 | STATE BANK & TRUST COMPANY | | 4/12/2012 | | \$ 25,100.00 | \$ 25,100.00 | \$ 25,100.00 | 4/11/2011 |
| 303 REG | AG1101322 | STATE BANK & TRUST COMPANY | | 4/12/2012 | | \$ 100,000.00 | \$ 100,000.00 | \$ 100,000.00 | 4/11/2011 |
| 303 REG | AG1101330 | STATE BANK & TRUST COMPANY | | 4/12/2012 | | \$ 30,000.00 | \$ 30,000.00 | \$ 30,000.00 | 4/11/2011 |
| 303 REG | AG1101348 | STATE BANK & TRUST COMPANY | | 4/12/2012 | | \$ 30,000.00 | \$ 30,000.00 | \$ 30,000.00 | 4/11/2011 |
| 303 REG | AG1101355 | STATE BANK & TRUST COMPANY | | 4/12/2012 | | \$ 75,000.00 | \$ 75,000.00 | \$ 75,000.00 | 4/11/2011 |
| 303 REG | AG1101363 | STATE BANK & TRUST COMPANY | | 4/12/2012 | | \$ 100,000.00 | \$ 100,000.00 | \$ 100,000.00 | 4/11/2011 |
| 303 REG | AG1101371 | STATE BANK & TRUST COMPANY | | 4/12/2012 | | \$ 100,000.00 | \$ 100,000.00 | \$ 100,000.00 | 4/11/2011 |
| 303 REG | AG1101389 | STATE BANK & TRUST COMPANY | | 4/12/2012 | | \$ 75,000.00 | \$ 75,000.00 | \$ 75,000.00 | 4/11/2011 |
| 303 REG | AG1101397 | STATE BANK & TRUST COMPANY | | 4/12/2012 | | \$ 100,000.00 | \$ 100,000.00 | \$ 100,000.00 | 4/11/2011 |
| 303 REG | AG1101405 | STATE BANK & TRUST COMPANY | | 4/12/2012 | | \$ 100,000.00 | \$ 100,000.00 | \$ 100,000.00 | 4/11/2011 |
| 303 REG | AG1101413 | STATE BANK & TRUST COMPANY | | 4/12/2012 | | \$ 100,000.00 | \$ 100,000.00 | \$ 100,000.00 | 4/11/2011 |
| 303 REG | AG1101421 | STATE BANK & TRUST COMPANY | | 4/12/2012 | | \$ 25,000.00 | \$ 25,000.00 | \$ 25,000.00 | 4/11/2011 |
| 303 REG | AG1101439 | STATE BANK & TRUST COMPANY | | 4/12/2012 | | \$ 40,000.00 | \$ 40,000.00 | \$ 40,000.00 | 4/11/2011 |
| 303 REG | AG1101447 | STATE BANK & TRUST COMPANY | | 4/12/2012 | | \$ 100,000.00 | \$ 100,000.00 | \$ 100,000.00 | 4/11/2011 |
| 303 REG | AG1101454 | STATE BANK & TRUST COMPANY | | 4/12/2012 | | \$ 100,000.00 | \$ 100,000.00 | \$ 100,000.00 | 4/11/2011 |
| 303 REG | AG1101462 | STATE BANK & TRUST COMPANY | | 4/12/2012 | | \$ 100,000.00 | \$ 100,000.00 | \$ 100,000.00 | 4/11/2011 |
| 303 REG | AG1101470 | STATE BANK & TRUST COMPANY | | 4/12/2012 | | \$ 100,000.00 | \$ 100,000.00 | \$ 100,000.00 | 4/11/2011 |
| 303 REG | AG1101488 | STATE BANK & TRUST COMPANY | | 4/12/2012 | | \$ 20,000.00 | \$ 20,000.00 | \$ 20,000.00 | 4/11/2011 |
| 303 REG | AG1101496 | STATE BANK & TRUST COMPANY | | 4/12/2012 | | \$ 50,000.00 | \$ 50,000.00 | \$ 50,000.00 | 4/11/2011 |
| 303 REG | AG1101504 | STATE BANK & TRUST COMPANY | | 4/12/2012 | | \$ 25,000.00 | \$ 25,000.00 | \$ 25,000.00 | 4/11/2011 |
| 303 REG | AG1101512 | STATE BANK & TRUST COMPANY | | 4/12/2012 | | \$ 100,000.00 | \$ 100,000.00 | \$ 100,000.00 | 4/11/2011 |
| 303 REG | AG1101520 | STATE BANK & TRUST COMPANY | | 4/12/2012 | | \$ 35,000.00 | \$ 35,000.00 | \$ 35,000.00 | 4/11/2011 |
| 303 REG | AG1101538 | STATE BANK & TRUST COMPANY | | 4/12/2012 | | \$ 100,000.00 | \$ 100,000.00 | \$ 100,000.00 | 4/11/2011 |
| 303 REG | AG1101546 | STATE BANK & TRUST COMPANY | | 4/12/2012 | | \$ 40,000.00 | \$ 40,000.00 | \$ 40,000.00 | 4/11/2011 |
| 303 REG | AG1101553 | STATE BANK & TRUST COMPANY | | 4/12/2012 | | \$ 50,000.00 | \$ 50,000.00 | \$ 50,000.00 | 4/11/2011 |
| 303 REG | AG1101561 | STATE BANK & TRUST COMPANY | | 4/12/2012 | | \$ 100,000.00 | \$ 100,000.00 | \$ 100,000.00 | 4/11/2011 |
| 303 REG | AG1101579 | Security NB & Trust, div Park NB | | 4/12/2012 | | \$ 70,000.00 | \$ 70,000.00 | \$ 70,000.00 | 4/11/2011 |
| 303 REG | AG1101587 | Security NB & Trust, div Park NB | | 4/12/2012 | | \$ 100,000.00 | \$ 100,000.00 | \$ 100,000.00 | 4/11/2011 |
| 303 REG | AG1101595 | Security NB & Trust, div Park NB | | 4/12/2012 | | \$ 100,000.00 | \$ 100,000.00 | \$ 100,000.00 | 4/11/2011 |
| 303 REG | AG1101603 | Security NB & Trust, div Park NB | | 4/12/2012 | | \$ 80,150.00 | \$ 80,150.00 | \$ 80,150.00 | 4/11/2011 |
| 303 REG | AG1101611 | Security NB & Trust, div Park NB | | 4/12/2012 | | \$ 50,000.00 | \$ 50,000.00 | \$ 50,000.00 | 4/11/2011 |
| 303 REG | AG1101629 | Security NB & Trust, div Park NB | | 4/12/2012 | | \$ 50,000.00 | \$ 50,000.00 | \$ 50,000.00 | 4/11/2011 |
| 303 REG | AG1101637 | Security NB & Trust, div Park NB | | 4/12/2012 | | \$ 100,000.00 | \$ 100,000.00 | \$ 100,000.00 | 4/11/2011 |
| 303 REG | AG1101645 | Security NB & Trust, div Park NB | | 4/12/2012 | | \$ 100,000.00 | \$ 100,000.00 | \$ 100,000.00 | 4/11/2011 |
| 303 REG | AG1101652 | Security NB & Trust, div Park NB | | 4/12/2012 | | \$ 100,000.00 | \$ 100,000.00 | \$ 100,000.00 | 4/11/2011 |
| 303 REG | AG1101660 | Security NB & Trust, div Park NB | | 4/12/2012 | | \$ 100,000.00 | \$ 100,000.00 | \$ 100,000.00 | 4/11/2011 |
| 303 REG | AG1101678 | Security NB & Trust, div Park NB | | 4/12/2012 | | \$ 100,000.00 | \$ 100,000.00 | \$ 100,000.00 | 4/11/2011 |
| 303 REG | AG1101686 | Security NB & Trust, div Park NB | | 4/12/2012 | | \$ 60,000.00 | \$ 60,000.00 | \$ 60,000.00 | 4/11/2011 |

INVS_MONTHEND_INVENTORY
 VisualQED
 INVENTORY
 SETTLEMENT
 7/29/2011

JOSH MANDEL
 TREASURER, STATE OF OHIO

INVESTMENT INVENTORY
 SETTLED POSITIONS AS OF: 07/29/11

| FUND | CUSIP | DESCRIPTION | RATE | MATURITY | YIELD | PAR AMOUNT | BOOK VALUE | MARKET VALUE | 1ST PUR |
|---------|-----------|----------------------------------|------|-----------|-------|---------------|---------------|---------------|-----------|
| 303 REG | AG1103286 | KINGSTON NATIONAL BANK | | 4/12/2012 | | \$ 100,000.00 | \$ 100,000.00 | \$ 100,000.00 | 4/12/2011 |
| 303 REG | AG1103294 | KINGSTON NATIONAL BANK | | 4/12/2012 | | \$ 100,000.00 | \$ 100,000.00 | \$ 100,000.00 | 4/12/2011 |
| 303 REG | AG1103302 | KINGSTON NATIONAL BANK | | 4/12/2012 | | \$ 20,200.00 | \$ 20,200.00 | \$ 20,200.00 | 4/12/2011 |
| 303 REG | AG1103310 | KINGSTON NATIONAL BANK | | 4/12/2012 | | \$ 90,000.00 | \$ 90,000.00 | \$ 90,000.00 | 4/12/2011 |
| 303 REG | AG1103328 | KINGSTON NATIONAL BANK | | 4/12/2012 | | \$ 100,000.00 | \$ 100,000.00 | \$ 100,000.00 | 4/12/2011 |
| 303 REG | AG1103336 | KINGSTON NATIONAL BANK | | 4/12/2012 | | \$ 100,000.00 | \$ 100,000.00 | \$ 100,000.00 | 4/12/2011 |
| 303 REG | AG1103344 | KINGSTON NATIONAL BANK | | 4/12/2012 | | \$ 100,000.00 | \$ 100,000.00 | \$ 100,000.00 | 4/12/2011 |
| 303 REG | AG1103351 | KINGSTON NATIONAL BANK | | 4/12/2012 | | \$ 75,000.00 | \$ 75,000.00 | \$ 75,000.00 | 4/12/2011 |
| 303 REG | AG1103369 | KINGSTON NATIONAL BANK | | 4/12/2012 | | \$ 100,000.00 | \$ 100,000.00 | \$ 100,000.00 | 4/12/2011 |
| 303 REG | AG1103377 | KINGSTON NATIONAL BANK | | 4/12/2012 | | \$ 100,000.00 | \$ 100,000.00 | \$ 100,000.00 | 4/12/2011 |
| 303 REG | AG1103385 | KINGSTON NATIONAL BANK | | 4/12/2012 | | \$ 35,150.00 | \$ 35,150.00 | \$ 35,150.00 | 4/12/2011 |
| 303 REG | AG1103393 | KINGSTON NATIONAL BANK | | 4/12/2012 | | \$ 50,000.00 | \$ 50,000.00 | \$ 50,000.00 | 4/12/2011 |
| 303 REG | AG1103401 | KINGSTON NATIONAL BANK | | 4/12/2012 | | \$ 50,000.00 | \$ 50,000.00 | \$ 50,000.00 | 4/12/2011 |
| 303 REG | AG1103419 | KINGSTON NATIONAL BANK | | 4/12/2012 | | \$ 100,000.00 | \$ 100,000.00 | \$ 100,000.00 | 4/12/2011 |
| 303 REG | AG1103427 | CITIZENS NATIONAL BANK, CHILLICO | | 4/12/2012 | | \$ 100,000.00 | \$ 100,000.00 | \$ 100,000.00 | 4/12/2011 |
| 303 REG | AG1103435 | CITIZENS NATIONAL BANK, CHILLICO | | 4/12/2012 | | \$ 35,000.00 | \$ 35,000.00 | \$ 35,000.00 | 4/12/2011 |
| 303 REG | AG1103443 | CITIZENS BANK OF ASHVILLE | | 4/12/2012 | | \$ 100,000.00 | \$ 100,000.00 | \$ 100,000.00 | 4/12/2011 |
| 303 REG | AG1103450 | CITIZENS BANK OF ASHVILLE | | 4/12/2012 | | \$ 100,000.00 | \$ 100,000.00 | \$ 100,000.00 | 4/12/2011 |
| 303 REG | AG1103468 | CITIZENS BANK OF ASHVILLE | | 4/12/2012 | | \$ 100,000.00 | \$ 100,000.00 | \$ 100,000.00 | 4/12/2011 |
| 303 REG | AG1103476 | CITIZENS BANK OF ASHVILLE | | 4/12/2012 | | \$ 100,000.00 | \$ 100,000.00 | \$ 100,000.00 | 4/12/2011 |
| 303 REG | AG1103484 | FORT JENNINGS STATE BANK | | 4/12/2012 | | \$ 45,000.00 | \$ 45,000.00 | \$ 45,000.00 | 4/12/2011 |
| 303 REG | AG1103492 | FORT JENNINGS STATE BANK | | 4/12/2012 | | \$ 100,000.00 | \$ 100,000.00 | \$ 100,000.00 | 4/12/2011 |
| 303 REG | AG1103500 | FORT JENNINGS STATE BANK | | 4/12/2012 | | \$ 100,000.00 | \$ 100,000.00 | \$ 100,000.00 | 4/12/2011 |
| 303 REG | AG1103518 | REPUBLIC BANKING COMPANY | | 4/12/2012 | | \$ 100,000.00 | \$ 100,000.00 | \$ 100,000.00 | 4/12/2011 |
| 303 REG | AG1103526 | SUTTON BANK | | 4/12/2012 | | \$ 25,000.00 | \$ 25,000.00 | \$ 25,000.00 | 4/12/2011 |
| 303 REG | AG1103534 | SUTTON BANK | | 4/12/2012 | | \$ 60,000.00 | \$ 60,000.00 | \$ 60,000.00 | 4/12/2011 |
| 303 REG | AG1103542 | SUTTON BANK | | 4/12/2012 | | \$ 50,000.00 | \$ 50,000.00 | \$ 50,000.00 | 4/12/2011 |
| 303 REG | AG1103559 | SUTTON BANK | | 4/12/2012 | | \$ 100,000.00 | \$ 100,000.00 | \$ 100,000.00 | 4/12/2011 |
| 303 REG | AG1103567 | SUTTON BANK | | 4/12/2012 | | \$ 100,000.00 | \$ 100,000.00 | \$ 100,000.00 | 4/12/2011 |
| 303 REG | AG1103575 | SUTTON BANK | | 4/12/2012 | | \$ 100,000.00 | \$ 100,000.00 | \$ 100,000.00 | 4/12/2011 |
| 303 REG | AG1103583 | SUTTON BANK | | 4/12/2012 | | \$ 100,000.00 | \$ 100,000.00 | \$ 100,000.00 | 4/12/2011 |
| 303 REG | AG1103591 | SUTTON BANK | | 4/12/2012 | | \$ 100,000.00 | \$ 100,000.00 | \$ 100,000.00 | 4/12/2011 |
| 303 REG | AG1103609 | SUTTON BANK | | 4/12/2012 | | \$ 70,000.00 | \$ 70,000.00 | \$ 70,000.00 | 4/12/2011 |
| 303 REG | AG1103617 | SUTTON BANK | | 4/12/2012 | | \$ 100,000.00 | \$ 100,000.00 | \$ 100,000.00 | 4/12/2011 |
| 303 REG | AG1103625 | SUTTON BANK | | 4/12/2012 | | \$ 90,000.00 | \$ 90,000.00 | \$ 90,000.00 | 4/12/2011 |
| 303 REG | AG1103633 | SUTTON BANK | | 4/12/2012 | | \$ 90,000.00 | \$ 90,000.00 | \$ 90,000.00 | 4/12/2011 |
| 303 REG | AG1103641 | KINGSTON NATIONAL BANK | | 4/12/2012 | | \$ 40,000.00 | \$ 40,000.00 | \$ 40,000.00 | 4/12/2011 |
| 303 REG | AG1103658 | KINGSTON NATIONAL BANK | | 4/12/2012 | | \$ 100,000.00 | \$ 100,000.00 | \$ 100,000.00 | 4/12/2011 |
| 303 REG | AG1103666 | KINGSTON NATIONAL BANK | | 4/12/2012 | | \$ 100,000.00 | \$ 100,000.00 | \$ 100,000.00 | 4/12/2011 |
| 303 REG | AG1103674 | KINGSTON NATIONAL BANK | | 4/12/2012 | | \$ 30,178.00 | \$ 30,178.00 | \$ 30,178.00 | 4/12/2011 |
| 303 REG | AG1103682 | KINGSTON NATIONAL BANK | | 4/12/2012 | | \$ 40,000.00 | \$ 40,000.00 | \$ 40,000.00 | 4/12/2011 |
| 303 REG | AG1103690 | KINGSTON NATIONAL BANK | | 4/12/2012 | | \$ 60,150.00 | \$ 60,150.00 | \$ 60,150.00 | 4/12/2011 |
| 303 REG | AG1103708 | KINGSTON NATIONAL BANK | | 4/12/2012 | | \$ 100,000.00 | \$ 100,000.00 | \$ 100,000.00 | 4/12/2011 |
| 303 REG | AG1103716 | KINGSTON NATIONAL BANK | | 4/12/2012 | | \$ 35,000.00 | \$ 35,000.00 | \$ 35,000.00 | 4/12/2011 |
| 303 REG | AG1103724 | KINGSTON NATIONAL BANK | | 4/12/2012 | | \$ 50,000.00 | \$ 50,000.00 | \$ 50,000.00 | 4/12/2011 |
| 303 REG | AG1103732 | KINGSTON NATIONAL BANK | | 4/12/2012 | | \$ 50,000.00 | \$ 50,000.00 | \$ 50,000.00 | 4/12/2011 |
| 303 REG | AG1103740 | KINGSTON NATIONAL BANK | | 4/12/2012 | | \$ 75,150.00 | \$ 75,150.00 | \$ 75,150.00 | 4/12/2011 |
| 303 REG | AG1103757 | KINGSTON NATIONAL BANK | | 4/12/2012 | | \$ 55,000.00 | \$ 55,000.00 | \$ 55,000.00 | 4/12/2011 |
| 303 REG | AG1103765 | KINGSTON NATIONAL BANK | | 4/12/2012 | | \$ 30,000.00 | \$ 30,000.00 | \$ 30,000.00 | 4/12/2011 |
| 303 REG | AG1103773 | KINGSTON NATIONAL BANK | | 4/12/2012 | | \$ 100,000.00 | \$ 100,000.00 | \$ 100,000.00 | 4/12/2011 |
| 303 REG | AG1103781 | KINGSTON NATIONAL BANK | | 4/12/2012 | | \$ 100,000.00 | \$ 100,000.00 | \$ 100,000.00 | 4/12/2011 |
| 303 REG | AG1103799 | KINGSTON NATIONAL BANK | | 4/12/2012 | | \$ 100,000.00 | \$ 100,000.00 | \$ 100,000.00 | 4/12/2011 |
| 303 REG | AG1103807 | KINGSTON NATIONAL BANK | | 4/12/2012 | | \$ 54,000.00 | \$ 54,000.00 | \$ 54,000.00 | 4/12/2011 |

INVS_MONTHEND_INVENTORY
 VisualQED
 INVENTORY
 SETTLEMENT
 7/29/2011

JOSH MANDEL
 TREASURER, STATE OF OHIO

INVESTMENT INVENTORY
 SETTLED POSITIONS AS OF: 07/29/11

| FUND | CUSIP | DESCRIPTION | RATE | MATURITY | YIELD | PAR AMOUNT | BOOK VALUE | MARKET VALUE | 1ST PUR |
|---------|-----------|----------------------------------|------|-----------|-------|---------------|---------------|---------------|-----------|
| 303 REG | AG1103815 | KINGSTON NATIONAL BANK | | 4/12/2012 | | \$ 100,000.00 | \$ 100,000.00 | \$ 100,000.00 | 4/12/2011 |
| 303 REG | AG1103823 | KINGSTON NATIONAL BANK | | 4/12/2012 | | \$ 65,000.00 | \$ 65,000.00 | \$ 65,000.00 | 4/12/2011 |
| 303 REG | AG1103831 | KINGSTON NATIONAL BANK | | 4/12/2012 | | \$ 20,000.00 | \$ 20,000.00 | \$ 20,000.00 | 4/12/2011 |
| 303 REG | AG1103849 | KINGSTON NATIONAL BANK | | 4/12/2012 | | \$ 100,000.00 | \$ 100,000.00 | \$ 100,000.00 | 4/12/2011 |
| 303 REG | AG1103856 | KINGSTON NATIONAL BANK | | 4/12/2012 | | \$ 100,000.00 | \$ 100,000.00 | \$ 100,000.00 | 4/12/2011 |
| 303 REG | AG1103864 | KINGSTON NATIONAL BANK | | 4/12/2012 | | \$ 80,000.00 | \$ 80,000.00 | \$ 80,000.00 | 4/12/2011 |
| 303 REG | AG1103872 | KINGSTON NATIONAL BANK | | 4/12/2012 | | \$ 19,000.00 | \$ 19,000.00 | \$ 19,000.00 | 4/12/2011 |
| 303 REG | AG1103880 | KINGSTON NATIONAL BANK | | 4/12/2012 | | \$ 30,150.00 | \$ 30,150.00 | \$ 30,150.00 | 4/12/2011 |
| 303 REG | AG1103898 | KINGSTON NATIONAL BANK | | 4/12/2012 | | \$ 30,150.00 | \$ 30,150.00 | \$ 30,150.00 | 4/12/2011 |
| 303 REG | AG1103906 | KINGSTON NATIONAL BANK | | 4/12/2012 | | \$ 25,000.00 | \$ 25,000.00 | \$ 25,000.00 | 4/12/2011 |
| 303 REG | AG1103914 | KINGSTON NATIONAL BANK | | 4/12/2012 | | \$ 30,000.00 | \$ 30,000.00 | \$ 30,000.00 | 4/12/2011 |
| 303 REG | AG1103922 | KINGSTON NATIONAL BANK | | 4/12/2012 | | \$ 100,000.00 | \$ 100,000.00 | \$ 100,000.00 | 4/12/2011 |
| 303 REG | AG1103930 | KINGSTON NATIONAL BANK | | 4/12/2012 | | \$ 100,000.00 | \$ 100,000.00 | \$ 100,000.00 | 4/12/2011 |
| 303 REG | AG1103948 | KINGSTON NATIONAL BANK | | 4/12/2012 | | \$ 60,000.00 | \$ 60,000.00 | \$ 60,000.00 | 4/12/2011 |
| 303 REG | AG1103955 | KINGSTON NATIONAL BANK | | 4/12/2012 | | \$ 100,000.00 | \$ 100,000.00 | \$ 100,000.00 | 4/12/2011 |
| 303 REG | AG1103963 | KINGSTON NATIONAL BANK | | 4/12/2012 | | \$ 100,000.00 | \$ 100,000.00 | \$ 100,000.00 | 4/12/2011 |
| 303 REG | AG1103971 | KINGSTON NATIONAL BANK | | 4/12/2012 | | \$ 30,000.00 | \$ 30,000.00 | \$ 30,000.00 | 4/12/2011 |
| 303 REG | AG1103989 | KINGSTON NATIONAL BANK | | 4/12/2012 | | \$ 100,000.00 | \$ 100,000.00 | \$ 100,000.00 | 4/12/2011 |
| 303 REG | AG1103997 | GENOA BANKING COMPANY | | 4/12/2012 | 0.15 | \$ 100,000.00 | \$ 100,000.00 | \$ 100,000.00 | 4/13/2011 |
| 303 REG | AG1104003 | GENOA BANKING COMPANY | | 4/12/2012 | 0.15 | \$ 90,000.00 | \$ 90,000.00 | \$ 90,000.00 | 4/13/2011 |
| 303 REG | AG1104011 | GENOA BANKING COMPANY | | 4/12/2012 | 0.15 | \$ 100,000.00 | \$ 100,000.00 | \$ 100,000.00 | 4/13/2011 |
| 303 REG | AG1104029 | GENOA BANKING COMPANY | | 4/12/2012 | 0.15 | \$ 100,000.00 | \$ 100,000.00 | \$ 100,000.00 | 4/13/2011 |
| 303 REG | AG1104037 | FARMERS SAVINGS BANK, SPENCER | | 4/12/2012 | 0.15 | \$ 100,000.00 | \$ 100,000.00 | \$ 100,000.00 | 4/13/2011 |
| 303 REG | AG1104045 | FARMERS SAVINGS BANK, SPENCER | | 4/12/2012 | 0.15 | \$ 100,000.00 | \$ 100,000.00 | \$ 100,000.00 | 4/13/2011 |
| 303 REG | AG1104052 | FARMERS SAVINGS BANK, SPENCER | | 4/12/2012 | 0.15 | \$ 100,000.00 | \$ 100,000.00 | \$ 100,000.00 | 4/13/2011 |
| 303 REG | AG1104060 | FARMERS SAVINGS BANK, SPENCER | | 4/12/2012 | 0.15 | \$ 100,000.00 | \$ 100,000.00 | \$ 100,000.00 | 4/13/2011 |
| 303 REG | AG1104078 | FARMERS SAVINGS BANK, SPENCER | | 4/12/2012 | 0.15 | \$ 50,000.00 | \$ 50,000.00 | \$ 50,000.00 | 4/13/2011 |
| 303 REG | AG1104086 | FARMERS SAVINGS BANK, SPENCER | | 4/12/2012 | 0.15 | \$ 100,000.00 | \$ 100,000.00 | \$ 100,000.00 | 4/13/2011 |
| 303 REG | AG1104094 | COMMERCIAL SAVINGS BANK, UPPER S | | 4/12/2012 | 0.15 | \$ 90,000.00 | \$ 90,000.00 | \$ 90,000.00 | 4/13/2011 |
| 303 REG | AG1104102 | COMMERCIAL SAVINGS BANK, UPPER S | | 4/12/2012 | 0.15 | \$ 95,000.00 | \$ 95,000.00 | \$ 95,000.00 | 4/13/2011 |
| 303 REG | AG1104110 | COMMERCIAL SAVINGS BANK, UPPER S | | 4/12/2012 | 0.15 | \$ 100,000.00 | \$ 100,000.00 | \$ 100,000.00 | 4/13/2011 |
| 303 REG | AG1104128 | COMMERCIAL SAVINGS BANK, UPPER S | | 4/12/2012 | 0.15 | \$ 100,000.00 | \$ 100,000.00 | \$ 100,000.00 | 4/13/2011 |
| 303 REG | AG1104136 | COMMERCIAL SAVINGS BANK, UPPER S | | 4/12/2012 | 0.15 | \$ 100,000.00 | \$ 100,000.00 | \$ 100,000.00 | 4/13/2011 |
| 303 REG | AG1104144 | COMMERCIAL SAVINGS BANK, UPPER S | | 4/12/2012 | 0.15 | \$ 80,000.00 | \$ 80,000.00 | \$ 80,000.00 | 4/13/2011 |
| 303 REG | AG1104151 | COMMERCIAL SAVINGS BANK, UPPER S | | 4/12/2012 | 0.15 | \$ 100,000.00 | \$ 100,000.00 | \$ 100,000.00 | 4/13/2011 |
| 303 REG | AG1104169 | COMMERCIAL SAVINGS BANK, UPPER S | | 4/12/2012 | 0.15 | \$ 100,000.00 | \$ 100,000.00 | \$ 100,000.00 | 4/13/2011 |
| 303 REG | AG1104177 | COMMERCIAL SAVINGS BANK, UPPER S | | 4/12/2012 | 0.15 | \$ 100,000.00 | \$ 100,000.00 | \$ 100,000.00 | 4/13/2011 |
| 303 REG | AG1104185 | COMMERCIAL SAVINGS BANK, UPPER S | | 4/12/2012 | 0.15 | \$ 100,000.00 | \$ 100,000.00 | \$ 100,000.00 | 4/13/2011 |
| 303 REG | AG1104193 | COMMERCIAL SAVINGS BANK, UPPER S | | 4/12/2012 | | \$ 23,000.00 | \$ 23,000.00 | \$ 23,000.00 | 4/13/2011 |
| 303 REG | AG1104201 | COMMERCIAL SAVINGS BANK, UPPER S | | 4/12/2012 | | \$ 40,000.00 | \$ 40,000.00 | \$ 40,000.00 | 4/13/2011 |
| 303 REG | AG1104219 | COMMERCIAL SAVINGS BANK, UPPER S | | 4/12/2012 | | \$ 60,000.00 | \$ 60,000.00 | \$ 60,000.00 | 4/13/2011 |
| 303 REG | AG1104227 | COMMERCIAL SAVINGS BANK, UPPER S | | 4/12/2012 | | \$ 35,000.00 | \$ 35,000.00 | \$ 35,000.00 | 4/13/2011 |
| 303 REG | AG1104235 | COMMERCIAL SAVINGS BANK, UPPER S | | 4/12/2012 | | \$ 70,000.00 | \$ 70,000.00 | \$ 70,000.00 | 4/13/2011 |
| 303 REG | AG1104243 | COMMERCIAL SAVINGS BANK, UPPER S | | 4/12/2012 | | \$ 30,000.00 | \$ 30,000.00 | \$ 30,000.00 | 4/13/2011 |
| 303 REG | AG1104250 | COMMERCIAL SAVINGS BANK, UPPER S | | 4/12/2012 | | \$ 30,000.00 | \$ 30,000.00 | \$ 30,000.00 | 4/13/2011 |
| 303 REG | AG1104268 | COMMERCIAL SAVINGS BANK, UPPER S | | 4/12/2012 | | \$ 40,000.00 | \$ 40,000.00 | \$ 40,000.00 | 4/13/2011 |
| 303 REG | AG1104276 | COMMERCIAL SAVINGS BANK, UPPER S | | 4/12/2012 | | \$ 20,000.00 | \$ 20,000.00 | \$ 20,000.00 | 4/13/2011 |
| 303 REG | AG1104284 | COMMERCIAL SAVINGS BANK, UPPER S | | 4/12/2012 | | \$ 100,000.00 | \$ 100,000.00 | \$ 100,000.00 | 4/13/2011 |
| 303 REG | AG1104292 | COMMERCIAL SAVINGS BANK, UPPER S | | 4/12/2012 | | \$ 100,000.00 | \$ 100,000.00 | \$ 100,000.00 | 4/13/2011 |
| 303 REG | AG1104300 | COMMERCIAL SAVINGS BANK, UPPER S | | 4/12/2012 | | \$ 45,000.00 | \$ 45,000.00 | \$ 45,000.00 | 4/13/2011 |
| 303 REG | AG1104318 | COMMERCIAL SAVINGS BANK, UPPER S | | 4/12/2012 | | \$ 80,000.00 | \$ 80,000.00 | \$ 80,000.00 | 4/13/2011 |
| 303 REG | AG1104326 | COMMERCIAL SAVINGS BANK, UPPER S | | 4/12/2012 | | \$ 40,000.00 | \$ 40,000.00 | \$ 40,000.00 | 4/13/2011 |
| 303 REG | AG1104334 | COMMERCIAL SAVINGS BANK, UPPER S | | 4/12/2012 | | \$ 100,000.00 | \$ 100,000.00 | \$ 100,000.00 | 4/13/2011 |

INVS_MONTHEND_INVENTORY
 VisualQED
 INVENTORY
 SETTLEMENT
 7/29/2011

JOSH MANDEL
 TREASURER, STATE OF OHIO

INVESTMENT INVENTORY
 SETTLED POSITIONS AS OF: 07/29/11

| FUND | CUSIP | DESCRIPTION | RATE | MATURITY | YIELD | PAR AMOUNT | BOOK VALUE | MARKET VALUE | 1ST PUR |
|---------|-----------|-----------------------------------|------|-----------|-------|------------------|------------------|------------------|-----------|
| 303 REG | AG1104870 | CITIZENS NATIONAL OF BLUFFTON | | 4/12/2012 | | \$ 80,000.00 | \$ 80,000.00 | \$ 80,000.00 | 4/13/2011 |
| 303 REG | AG1104888 | CITIZENS NATIONAL OF BLUFFTON | | 4/12/2012 | | \$ 60,000.00 | \$ 60,000.00 | \$ 60,000.00 | 4/13/2011 |
| 303 REG | AG1104896 | CITIZENS NATIONAL OF BLUFFTON | | 4/12/2012 | 0.15 | \$ 100,000.00 | \$ 100,000.00 | \$ 100,000.00 | 4/13/2011 |
| 303 REG | AG1104912 | CITIZENS NATIONAL OF BLUFFTON | | 4/12/2012 | | \$ 100,000.00 | \$ 100,000.00 | \$ 100,000.00 | 4/13/2011 |
| 303 REG | AG1104920 | HUNTINGTON NATIONAL BANK, NA | | 4/12/2012 | | \$ 100,000.00 | \$ 100,000.00 | \$ 100,000.00 | 4/13/2011 |
| 303 REG | AG1104938 | MINSTER BANK | | 4/12/2012 | | \$ 90,000.00 | \$ 90,000.00 | \$ 90,000.00 | 4/14/2011 |
| 303 REG | AG1104946 | MINSTER BANK | | 4/12/2012 | | \$ 100,000.00 | \$ 100,000.00 | \$ 100,000.00 | 4/14/2011 |
| 303 REG | AG1104953 | MINSTER BANK | | 4/12/2012 | | \$ 40,000.00 | \$ 40,000.00 | \$ 40,000.00 | 4/14/2011 |
| 303 REG | AG1104961 | MINSTER BANK | | 4/12/2012 | | \$ 100,000.00 | \$ 100,000.00 | \$ 100,000.00 | 4/14/2011 |
| 303 REG | AG1104979 | MINSTER BANK | | 4/12/2012 | | \$ 40,000.00 | \$ 40,000.00 | \$ 40,000.00 | 4/14/2011 |
| 303 REG | AG1104987 | MINSTER BANK | | 4/12/2012 | | \$ 25,000.00 | \$ 25,000.00 | \$ 25,000.00 | 4/14/2011 |
| 303 REG | AG1104995 | CROGHAN COLONIAL BANK | | 4/12/2012 | | \$ 100,000.00 | \$ 100,000.00 | \$ 100,000.00 | 4/14/2011 |
| 303 REG | AG1105000 | CROGHAN COLONIAL BANK | | 4/12/2012 | | \$ 100,000.00 | \$ 100,000.00 | \$ 100,000.00 | 4/14/2011 |
| 303 REG | AG1105018 | CROGHAN COLONIAL BANK | | 4/12/2012 | | \$ 100,000.00 | \$ 100,000.00 | \$ 100,000.00 | 4/14/2011 |
| 303 REG | AG1105026 | COMMUNITY FIRST BANK | | 4/12/2012 | | \$ 100,000.00 | \$ 100,000.00 | \$ 100,000.00 | 4/14/2011 |
| 303 REG | AG1105034 | COMMUNITY FIRST BANK | | 4/12/2012 | | \$ 20,150.00 | \$ 20,150.00 | \$ 20,150.00 | 4/14/2011 |
| 303 REG | AG1105042 | COMMUNITY FIRST BANK | | 4/12/2012 | | \$ 100,000.00 | \$ 100,000.00 | \$ 100,000.00 | 4/14/2011 |
| 303 REG | AG1105059 | COMMUNITY FIRST BANK | | 4/12/2012 | | \$ 100,000.00 | \$ 100,000.00 | \$ 100,000.00 | 4/14/2011 |
| 303 REG | AG1105067 | COMMUNITY FIRST BANK | | 4/12/2012 | | \$ 100,000.00 | \$ 100,000.00 | \$ 100,000.00 | 4/14/2011 |
| 303 REG | AG1105075 | COMMUNITY FIRST BANK | | 4/12/2012 | | \$ 25,000.00 | \$ 25,000.00 | \$ 25,000.00 | 4/14/2011 |
| 303 REG | AG1105083 | COMMUNITY FIRST BANK | | 4/12/2012 | | \$ 45,282.00 | \$ 45,282.00 | \$ 45,282.00 | 4/14/2011 |
| 303 REG | AG1105091 | COMMUNITY FIRST BANK | | 4/12/2012 | | \$ 20,000.00 | \$ 20,000.00 | \$ 20,000.00 | 4/14/2011 |
| 303 REG | AG1105109 | HOME SAVINGS & LOAN CO KENTON | | 4/12/2012 | 0.15 | \$ 40,000.00 | \$ 40,000.00 | \$ 40,000.00 | 4/18/2011 |
| 303 REG | AG1105117 | HOME SAVINGS & LOAN CO KENTON | | 4/12/2012 | 0.15 | \$ 22,000.00 | \$ 22,000.00 | \$ 22,000.00 | 4/18/2011 |
| 303 REG | AG1105125 | HOME SAVINGS & LOAN CO KENTON | | 4/12/2012 | 0.15 | \$ 50,000.00 | \$ 50,000.00 | \$ 50,000.00 | 4/18/2011 |
| 303 REG | AG1105133 | HOME SAVINGS & LOAN CO KENTON | | 4/12/2012 | 0.15 | \$ 100,000.00 | \$ 100,000.00 | \$ 100,000.00 | 4/18/2011 |
| 303 REG | AG1105141 | HOME SAVINGS & LOAN CO KENTON | | 4/12/2012 | 0.15 | \$ 66,000.00 | \$ 66,000.00 | \$ 66,000.00 | 4/18/2011 |
| 303 REG | AG1105158 | HOME SAVINGS & LOAN CO KENTON | | 4/12/2012 | 0.15 | \$ 100,000.00 | \$ 100,000.00 | \$ 100,000.00 | 4/18/2011 |
| 303 REG | AG1105166 | HOME SAVINGS & LOAN CO KENTON | | 4/12/2012 | 0.15 | \$ 100,000.00 | \$ 100,000.00 | \$ 100,000.00 | 4/18/2011 |
| 303 REG | AG1105323 | HUNTINGTON NATIONAL BANK, NA | | 4/12/2012 | 0.15 | \$ 100,000.00 | \$ 100,000.00 | \$ 100,000.00 | 4/18/2011 |
| 303 REG | AG1105331 | FIRST NATIONAL BANK, PANDORA | | 4/12/2012 | 0.15 | \$ 100,000.00 | \$ 100,000.00 | \$ 100,000.00 | 4/20/2011 |
| 303 REG | AG1105349 | FIRST NATIONAL BANK, PANDORA | | 4/12/2012 | 0.15 | \$ 100,000.00 | \$ 100,000.00 | \$ 100,000.00 | 4/20/2011 |
| 303 REG | AG1105356 | FIRST NATIONAL BANK, PANDORA | | 4/12/2012 | 0.15 | \$ 16,000.00 | \$ 16,000.00 | \$ 16,000.00 | 4/20/2011 |
| 303 REG | AG1105364 | FIRST NATIONAL BANK, PANDORA | | 4/12/2012 | 0.15 | \$ 100,000.00 | \$ 100,000.00 | \$ 100,000.00 | 4/20/2011 |
| 303 REG | AG1105372 | FIRST NATIONAL BANK, PANDORA | | 4/12/2012 | 0.15 | \$ 40,000.00 | \$ 40,000.00 | \$ 40,000.00 | 4/20/2011 |
| 303 REG | AG1105380 | FIRST NATIONAL BANK, PANDORA | | 4/12/2012 | 0.15 | \$ 40,000.00 | \$ 40,000.00 | \$ 40,000.00 | 4/20/2011 |
| 303 REG | AG1105398 | FIRST NATIONAL BANK, PANDORA | | 4/12/2012 | 0.15 | \$ 100,000.00 | \$ 100,000.00 | \$ 100,000.00 | 4/20/2011 |
| 303 REG | AG1105406 | FIRST FEDERAL BANK OF THE MIDWEST | | 4/12/2012 | | \$ 100,000.00 | \$ 100,000.00 | \$ 100,000.00 | 4/25/2011 |
| 303 REG | AG1105448 | OLD FORT BANKING COMPANY | | 4/12/2012 | | \$ 100,000.00 | \$ 100,000.00 | \$ 100,000.00 | 4/27/2011 |
| 303 REG | AG1105521 | VINTON COUNTY NATIONAL BANK | | 4/12/2012 | 0.15 | \$ 100,000.00 | \$ 100,000.00 | \$ 100,000.00 | 5/3/2011 |
| 303 REG | AG1105539 | VINTON COUNTY NATIONAL BANK | | 4/12/2012 | 0.15 | \$ 35,000.00 | \$ 35,000.00 | \$ 35,000.00 | 5/3/2011 |
| 303 REG | AG1105547 | VINTON COUNTY NATIONAL BANK | | 4/12/2012 | 0.15 | \$ 100,000.00 | \$ 100,000.00 | \$ 100,000.00 | 5/3/2011 |
| 303 REG | AG1105570 | PARK NATIONAL BANK | | 4/12/2012 | | \$ 100,000.00 | \$ 100,000.00 | \$ 100,000.00 | 5/20/2011 |
| 303 REG | AG1105588 | FIRST NATIONAL BANK, PANDORA | | 4/12/2012 | | \$ 35,000.00 | \$ 35,000.00 | \$ 35,000.00 | 5/23/2011 |
| 303 REG | AG1105596 | FIRST NATIONAL BANK, PANDORA | | 4/12/2012 | | \$ 100,000.00 | \$ 100,000.00 | \$ 100,000.00 | 5/23/2011 |
| 303 REG | AG1105604 | FIRST NATIONAL BANK, PANDORA | | 4/12/2012 | | \$ 80,000.00 | \$ 80,000.00 | \$ 80,000.00 | 5/23/2011 |
| 303 REG | AG1105612 | FIRST NATIONAL BANK, PANDORA | | 4/12/2012 | | \$ 100,000.00 | \$ 100,000.00 | \$ 100,000.00 | 5/23/2011 |
| 303 REG | AG1105620 | FIRST NATIONAL BANK, PANDORA | | 4/12/2012 | | \$ 100,000.00 | \$ 100,000.00 | \$ 100,000.00 | 5/23/2011 |
| 303 REG | AG1105638 | FIRST NATIONAL BANK, PANDORA | | 4/12/2012 | | \$ 40,262.00 | \$ 40,262.00 | \$ 40,262.00 | 5/23/2011 |
| 303 REG | AG1105646 | FIRST NATIONAL BANK, PANDORA | | 4/12/2012 | | \$ 30,000.00 | \$ 30,000.00 | \$ 30,000.00 | 5/23/2011 |
| 303 REG | AG1105653 | FIRST NATIONAL BANK, PANDORA | | 4/12/2012 | | \$ 100,000.00 | \$ 100,000.00 | \$ 100,000.00 | 5/23/2011 |
| 303 REG | AG1105687 | FIRST NATIONAL BANK, PANDORA | | 4/12/2012 | | \$ 100,000.00 | \$ 100,000.00 | \$ 100,000.00 | 5/23/2011 |
| | | | | | | \$ 44,502,072.00 | \$ 44,502,072.00 | \$ 44,502,072.00 | |

INVS_MONTHEND_INVENTORY
 VisualQED
 INVENTORY
 SETTLEMENT
 7/29/2011

JOSH MANDEL
 TREASURER, STATE OF OHIO

INVESTMENT INVENTORY
 SETTLED POSITIONS AS OF: 07/29/11

| FUND | CUSIP | DESCRIPTION | RATE | MATURITY | YIELD | PAR AMOUNT | BOOK VALUE | MARKET VALUE | 1ST PUR |
|---------|-----------|-------------------------------|------|------------|-------|------------------|------------------|------------------|------------|
| 303 REG | 31331KHA1 | KEYBANK, NA | | 5/11/2012 | 0.35 | \$ 15,000,000.00 | \$ 15,000,000.00 | \$ 15,000,000.00 | 4/11/2011 |
| | | | | | | \$ 15,000,000.00 | \$ 15,000,000.00 | \$ 15,000,000.00 | |
| 303 REG | EC1000016 | KEYBANK, NA | 0.15 | 10/6/2011 | 0.15 | \$ 100,000.00 | \$ 100,000.00 | \$ 100,000.00 | 10/6/2009 |
| 303 REG | EC1000024 | KEYBANK, NA | 0.15 | 10/6/2011 | 0.15 | \$ 70,000.00 | \$ 70,000.00 | \$ 70,000.00 | 10/6/2009 |
| 303 REG | EC1000032 | KEYBANK, NA | 0.15 | 11/4/2011 | 0.15 | \$ 40,625.00 | \$ 40,625.00 | \$ 40,625.00 | 11/4/2009 |
| 303 REG | EC1000040 | HUNTINGTON NATIONAL BANK, NA | 0.15 | 11/18/2011 | 0.15 | \$ 52,500.00 | \$ 52,500.00 | \$ 52,500.00 | 11/19/2009 |
| 303 REG | EC1000057 | KEYBANK, NA | 0.15 | 12/9/2011 | 0.15 | \$ 80,000.00 | \$ 80,000.00 | \$ 80,000.00 | 12/11/2009 |
| 303 REG | EC1000065 | CORTLAND SAVINGS & BANKING CO | 0.15 | 12/28/2011 | 0.15 | \$ 20,128.75 | \$ 20,128.75 | \$ 20,128.75 | 12/28/2009 |
| 303 REG | EC1000073 | HUNTINGTON NATIONAL BANK, NA | 0.15 | 2/3/2012 | 0.15 | \$ 85,000.00 | \$ 85,000.00 | \$ 85,000.00 | 2/3/2010 |
| 303 REG | EC1000081 | U.S. BANK, N.A. | 0.15 | 3/12/2012 | 0.15 | \$ 36,210.00 | \$ 36,210.00 | \$ 36,210.00 | 3/12/2010 |
| 303 REG | EC1000099 | HUNTINGTON NATIONAL BANK, NA | 0.15 | 3/23/2012 | 0.15 | \$ 57,500.00 | \$ 57,500.00 | \$ 57,500.00 | 3/23/2010 |
| 303 REG | EC1000107 | HUNTINGTON NATIONAL BANK, NA | 0.15 | 4/5/2012 | 0.15 | \$ 55,000.00 | \$ 55,000.00 | \$ 55,000.00 | 4/5/2010 |
| 303 REG | EC1000115 | HUNTINGTON NATIONAL BANK, NA | 0.15 | 4/23/2012 | 0.15 | \$ 125,000.00 | \$ 125,000.00 | \$ 125,000.00 | 4/23/2010 |
| 303 REG | EC1000123 | HUNTINGTON NATIONAL BANK, NA | 0.15 | 5/11/2012 | 0.15 | \$ 101,640.00 | \$ 101,640.00 | \$ 101,640.00 | 5/12/2010 |
| 303 REG | EC1000131 | HUNTINGTON NATIONAL BANK, NA | 0.15 | 6/7/2012 | 0.15 | \$ 23,000.00 | \$ 23,000.00 | \$ 23,000.00 | 6/7/2010 |
| 303 REG | EC1000149 | HUNTINGTON NATIONAL BANK, NA | 0.15 | 6/7/2012 | 0.15 | \$ 60,000.00 | \$ 60,000.00 | \$ 60,000.00 | 6/7/2010 |
| 303 REG | EC1000156 | U.S. BANK, N.A. | 0.15 | 6/8/2012 | 0.15 | \$ 50,600.00 | \$ 50,600.00 | \$ 50,600.00 | 6/8/2010 |
| 303 REG | EC1000164 | KEYBANK, NA | 0.15 | 7/12/2012 | 0.15 | \$ 50,000.00 | \$ 50,000.00 | \$ 50,000.00 | 7/12/2010 |
| 303 REG | EC1000172 | HUNTINGTON NATIONAL BANK, NA | 0.15 | 7/13/2012 | 0.15 | \$ 70,500.00 | \$ 70,500.00 | \$ 70,500.00 | 7/13/2010 |
| 303 REG | EC1000180 | HUNTINGTON NATIONAL BANK, NA | 0.15 | 7/13/2012 | 0.15 | \$ 30,000.00 | \$ 30,000.00 | \$ 30,000.00 | 7/13/2010 |
| 303 REG | EC1000198 | HUNTINGTON NATIONAL BANK, NA | 0.15 | 7/13/2012 | 0.15 | \$ 32,500.00 | \$ 32,500.00 | \$ 32,500.00 | 7/13/2010 |
| 303 REG | EC1000206 | HUNTINGTON NATIONAL BANK, NA | 0.15 | 7/13/2012 | 0.15 | \$ 47,935.00 | \$ 47,935.00 | \$ 47,935.00 | 7/13/2010 |
| 303 REG | EC1000214 | HUNTINGTON NATIONAL BANK, NA | 0.15 | 7/13/2012 | 0.15 | \$ 25,000.00 | \$ 25,000.00 | \$ 25,000.00 | 7/13/2010 |
| 303 REG | EC1000222 | KEYBANK, NA | 0.15 | 7/13/2012 | 0.15 | \$ 46,750.00 | \$ 46,750.00 | \$ 46,750.00 | 7/14/2010 |
| 303 REG | EC1000230 | KEYBANK, NA | 0.15 | 7/13/2012 | 0.15 | \$ 75,000.00 | \$ 75,000.00 | \$ 75,000.00 | 7/14/2010 |
| 303 REG | EC1000248 | KEYBANK, NA | 0.15 | 7/13/2012 | 0.15 | \$ 80,000.00 | \$ 80,000.00 | \$ 80,000.00 | 7/14/2010 |
| 303 REG | EC1000255 | KEYBANK, NA | 0.15 | 7/13/2012 | 0.15 | \$ 70,500.00 | \$ 70,500.00 | \$ 70,500.00 | 7/14/2010 |
| 303 REG | EC1000263 | KEYBANK, NA | 0.15 | 7/13/2012 | 0.15 | \$ 125,000.00 | \$ 125,000.00 | \$ 125,000.00 | 7/14/2010 |
| 303 REG | EC1000271 | KEYBANK, NA | 0.15 | 7/13/2012 | 0.15 | \$ 40,000.00 | \$ 40,000.00 | \$ 40,000.00 | 7/14/2010 |
| 303 REG | EC1000289 | KEYBANK, NA | 0.15 | 7/13/2012 | 0.15 | \$ 80,000.00 | \$ 80,000.00 | \$ 80,000.00 | 7/14/2010 |
| 303 REG | EC1000297 | KEYBANK, NA | 0.15 | 7/13/2012 | 0.15 | \$ 31,525.00 | \$ 31,525.00 | \$ 31,525.00 | 7/14/2010 |
| 303 REG | EC1000305 | KEYBANK, NA | 0.15 | 7/13/2012 | 0.15 | \$ 100,000.00 | \$ 100,000.00 | \$ 100,000.00 | 7/14/2010 |
| 303 REG | EC1000313 | KEYBANK, NA | 0.15 | 7/13/2012 | 0.15 | \$ 99,975.00 | \$ 99,975.00 | \$ 99,975.00 | 7/14/2010 |
| 303 REG | EC1000321 | KEYBANK, NA | 0.15 | 7/13/2012 | 0.15 | \$ 46,000.00 | \$ 46,000.00 | \$ 46,000.00 | 7/14/2010 |
| 303 REG | EC1100014 | HUNTINGTON NATIONAL BANK, NA | 0.15 | 7/20/2012 | 0.15 | \$ 25,000.00 | \$ 25,000.00 | \$ 25,000.00 | 7/20/2010 |
| 303 REG | EC1100022 | HUNTINGTON NATIONAL BANK, NA | 0.15 | 7/20/2012 | 0.15 | \$ 71,885.00 | \$ 71,885.00 | \$ 71,885.00 | 7/20/2010 |
| 303 REG | EC1100030 | KEYBANK, NA | 0.15 | 7/20/2012 | 0.15 | \$ 100,000.00 | \$ 100,000.00 | \$ 100,000.00 | 7/22/2010 |
| 303 REG | EC1100048 | HUNTINGTON NATIONAL BANK, NA | 0.15 | 7/30/2012 | 0.15 | \$ 125,000.00 | \$ 125,000.00 | \$ 125,000.00 | 7/30/2010 |
| 303 REG | EC1100055 | HUNTINGTON NATIONAL BANK, NA | 0.15 | 7/30/2012 | 0.15 | \$ 36,325.00 | \$ 36,325.00 | \$ 36,325.00 | 7/30/2010 |
| 303 REG | EC1100063 | HUNTINGTON NATIONAL BANK, NA | 0.15 | 7/30/2012 | 0.15 | \$ 32,500.00 | \$ 32,500.00 | \$ 32,500.00 | 7/30/2010 |
| 303 REG | EC1100071 | KEYBANK, NA | 0.15 | 8/3/2012 | 0.15 | \$ 124,490.00 | \$ 124,490.00 | \$ 124,490.00 | 8/5/2010 |
| 303 REG | EC1100089 | U.S. BANK, N.A. | 0.15 | 8/10/2012 | 0.15 | \$ 95,520.00 | \$ 95,520.00 | \$ 95,520.00 | 8/11/2010 |
| 303 REG | EC1100105 | HUNTINGTON NATIONAL BANK, NA | 0.15 | 8/17/2012 | 0.15 | \$ 100,000.00 | \$ 100,000.00 | \$ 100,000.00 | 8/18/2010 |
| 303 REG | EC1100113 | HUNTINGTON NATIONAL BANK, NA | 0.15 | 8/17/2012 | 0.15 | \$ 96,400.00 | \$ 96,400.00 | \$ 96,400.00 | 8/18/2010 |
| 303 REG | EC1100121 | KEYBANK, NA | 0.15 | 8/20/2012 | 0.15 | \$ 80,500.00 | \$ 80,500.00 | \$ 80,500.00 | 8/20/2010 |
| 303 REG | EC1100139 | KEYBANK, NA | 0.15 | 8/24/2012 | 0.15 | \$ 90,000.00 | \$ 90,000.00 | \$ 90,000.00 | 8/26/2010 |
| 303 REG | EC1100147 | KEYBANK, NA | 0.15 | 8/24/2012 | 0.15 | \$ 107,440.00 | \$ 107,440.00 | \$ 107,440.00 | 8/26/2010 |
| 303 REG | EC1100154 | HUNTINGTON NATIONAL BANK, NA | 0.15 | 8/31/2012 | 0.15 | \$ 47,500.00 | \$ 47,500.00 | \$ 47,500.00 | 9/3/2010 |
| 303 REG | EC1100162 | HUNTINGTON NATIONAL BANK, NA | 0.15 | 8/31/2012 | 0.15 | \$ 25,000.00 | \$ 25,000.00 | \$ 25,000.00 | 9/3/2010 |
| 303 REG | EC1100170 | HUNTINGTON NATIONAL BANK, NA | 0.15 | 8/31/2012 | 0.15 | \$ 125,000.00 | \$ 125,000.00 | \$ 125,000.00 | 9/3/2010 |
| 303 REG | EC1100188 | LAKE NATIONAL BANK | 0.15 | 9/10/2012 | 0.15 | \$ 124,875.00 | \$ 124,875.00 | \$ 124,875.00 | 9/10/2010 |

INVS_MONTHEND_INVENTORY
 VisualQED
 INVENTORY
 SETTLEMENT
 7/29/2011

JOSH MANDEL
 TREASURER, STATE OF OHIO

INVESTMENT INVENTORY
 SETTLED POSITIONS AS OF: 07/29/11

| FUND | CUSIP | DESCRIPTION | RATE | MATURITY | YIELD | PAR AMOUNT | BOOK VALUE | MARKET VALUE | 1ST PUR |
|---------|-----------|---------------------------------|------|------------|-------|---------------|---------------|---------------|------------|
| 303 REG | EC1100196 | HUNTINGTON NATIONAL BANK, NA | 0.15 | 9/14/2012 | 0.15 | \$ 48,750.00 | \$ 48,750.00 | \$ 48,750.00 | 9/16/2010 |
| 303 REG | EC1100204 | HUNTINGTON NATIONAL BANK, NA | 0.15 | 9/14/2012 | 0.15 | \$ 75,000.00 | \$ 75,000.00 | \$ 75,000.00 | 9/16/2010 |
| 303 REG | EC1100212 | HUNTINGTON NATIONAL BANK, NA | 0.15 | 9/14/2012 | 0.15 | \$ 74,200.00 | \$ 74,200.00 | \$ 74,200.00 | 9/16/2010 |
| 303 REG | EC1100220 | CONSUMERS NATIONAL BANK | 0.15 | 9/20/2012 | 0.15 | \$ 15,325.00 | \$ 15,325.00 | \$ 15,325.00 | 9/20/2010 |
| 303 REG | EC1100238 | KEYBANK, NA | 0.15 | 9/21/2012 | 0.15 | \$ 100,000.00 | \$ 100,000.00 | \$ 100,000.00 | 9/22/2010 |
| 303 REG | EC1100246 | U.S. BANK, N.A. | 0.15 | 9/27/2012 | 0.15 | \$ 78,605.00 | \$ 78,605.00 | \$ 78,605.00 | 9/27/2010 |
| 303 REG | EC1100253 | HUNTINGTON NATIONAL BANK, NA | 0.15 | 10/12/2012 | 0.15 | \$ 50,000.00 | \$ 50,000.00 | \$ 50,000.00 | 10/12/2010 |
| 303 REG | EC1100261 | HUNTINGTON NATIONAL BANK, NA | 0.15 | 10/12/2012 | 0.15 | \$ 124,000.00 | \$ 124,000.00 | \$ 124,000.00 | 10/12/2010 |
| 303 REG | EC1100279 | HUNTINGTON NATIONAL BANK, NA | 0.15 | 10/12/2012 | 0.15 | \$ 30,000.00 | \$ 30,000.00 | \$ 30,000.00 | 10/12/2010 |
| 303 REG | EC1100287 | HUNTINGTON NATIONAL BANK, NA | 0.15 | 10/12/2012 | 0.15 | \$ 125,000.00 | \$ 125,000.00 | \$ 125,000.00 | 10/12/2010 |
| 303 REG | EC1100295 | HUNTINGTON NATIONAL BANK, NA | 0.15 | 10/12/2012 | 0.15 | \$ 61,565.00 | \$ 61,565.00 | \$ 61,565.00 | 10/12/2010 |
| 303 REG | EC1100303 | HUNTINGTON NATIONAL BANK, NA | 0.15 | 10/12/2012 | 0.15 | \$ 50,000.00 | \$ 50,000.00 | \$ 50,000.00 | 10/12/2010 |
| 303 REG | EC1100311 | KEYBANK, NA | 0.15 | 10/15/2012 | 0.15 | \$ 31,000.00 | \$ 31,000.00 | \$ 31,000.00 | 10/15/2010 |
| 303 REG | EC1100329 | KEYBANK, NA | 0.15 | 10/15/2012 | 0.15 | \$ 135,000.00 | \$ 135,000.00 | \$ 135,000.00 | 10/15/2010 |
| 303 REG | EC1100337 | HUNTINGTON NATIONAL BANK, NA | 0.15 | 10/19/2012 | 0.15 | \$ 90,000.00 | \$ 90,000.00 | \$ 90,000.00 | 10/19/2010 |
| 303 REG | EC1100345 | KEYBANK, NA | 0.15 | 10/22/2012 | 0.15 | \$ 39,620.00 | \$ 39,620.00 | \$ 39,620.00 | 10/22/2010 |
| 303 REG | EC1100352 | KEYBANK, NA | 0.15 | 10/22/2012 | 0.15 | \$ 147,500.00 | \$ 147,500.00 | \$ 147,500.00 | 10/22/2010 |
| 303 REG | EC1100360 | HUNTINGTON NATIONAL BANK, NA | 0.15 | 10/25/2012 | 0.15 | \$ 29,355.00 | \$ 29,355.00 | \$ 29,355.00 | 10/25/2010 |
| 303 REG | EC1100378 | HUNTINGTON NATIONAL BANK, NA | 0.15 | 10/25/2012 | 0.15 | \$ 47,910.00 | \$ 47,910.00 | \$ 47,910.00 | 10/25/2010 |
| 303 REG | EC1100386 | HUNTINGTON NATIONAL BANK, NA | 0.15 | 10/29/2012 | 0.15 | \$ 100,000.00 | \$ 100,000.00 | \$ 100,000.00 | 10/29/2010 |
| 303 REG | EC1100394 | HUNTINGTON NATIONAL BANK, NA | 0.15 | 10/29/2012 | 0.15 | \$ 34,140.00 | \$ 34,140.00 | \$ 34,140.00 | 10/29/2010 |
| 303 REG | EC1100402 | CONSUMERS NATIONAL BANK | 0.15 | 11/1/2012 | 0.15 | \$ 35,000.00 | \$ 35,000.00 | \$ 35,000.00 | 11/1/2010 |
| 303 REG | EC1100410 | KEYBANK, NA | 0.15 | 11/9/2012 | 0.15 | \$ 33,000.00 | \$ 33,000.00 | \$ 33,000.00 | 11/9/2010 |
| 303 REG | EC1100428 | KEYBANK, NA | 0.15 | 11/9/2012 | 0.15 | \$ 30,000.00 | \$ 30,000.00 | \$ 30,000.00 | 11/9/2010 |
| 303 REG | EC1100436 | KEYBANK, NA | 0.15 | 11/9/2012 | 0.15 | \$ 31,250.00 | \$ 31,250.00 | \$ 31,250.00 | 11/9/2010 |
| 303 REG | EC1100444 | CONSUMERS NATIONAL BANK | 0.15 | 11/9/2012 | 0.15 | \$ 32,500.00 | \$ 32,500.00 | \$ 32,500.00 | 11/9/2010 |
| 303 REG | EC1100451 | HUNTINGTON NATIONAL BANK, NA | 0.15 | 11/19/2012 | 0.15 | \$ 86,374.10 | \$ 86,374.10 | \$ 86,374.10 | 11/19/2010 |
| 303 REG | EC1100469 | HUNTINGTON NATIONAL BANK, NA | 0.15 | 11/19/2012 | 0.15 | \$ 125,000.00 | \$ 125,000.00 | \$ 125,000.00 | 11/19/2010 |
| 303 REG | EC1100477 | HUNTINGTON NATIONAL BANK, NA | 0.15 | 11/19/2012 | 0.15 | \$ 46,750.00 | \$ 46,750.00 | \$ 46,750.00 | 11/19/2010 |
| 303 REG | EC1100485 | HUNTINGTON NATIONAL BANK, NA | 0.15 | 11/19/2012 | 0.15 | \$ 48,000.00 | \$ 48,000.00 | \$ 48,000.00 | 11/19/2010 |
| 303 REG | EC1100493 | HUNTINGTON NATIONAL BANK, NA | 0.15 | 11/19/2012 | 0.15 | \$ 56,635.00 | \$ 56,635.00 | \$ 56,635.00 | 11/19/2010 |
| 303 REG | EC1100501 | CONSUMERS NATIONAL BANK | 0.15 | 11/21/2012 | 0.15 | \$ 57,500.00 | \$ 57,500.00 | \$ 57,500.00 | 11/23/2010 |
| 303 REG | EC1100519 | U.S. BANK, N.A. | 0.15 | 11/29/2012 | 0.15 | \$ 42,753.60 | \$ 42,753.60 | \$ 42,753.60 | 11/29/2010 |
| 303 REG | EC1100527 | U.S. BANK, N.A. | 0.15 | 11/29/2012 | 0.15 | \$ 80,145.00 | \$ 80,145.00 | \$ 80,145.00 | 11/29/2010 |
| 303 REG | EC1100535 | FIRST NATIONAL BANK, NEW BREMEN | 0.15 | 11/30/2012 | 0.15 | \$ 110,000.00 | \$ 110,000.00 | \$ 110,000.00 | 11/30/2010 |
| 303 REG | EC1100543 | LIBERTY NATIONAL BANK | 0.15 | 11/30/2012 | 0.15 | \$ 31,575.00 | \$ 31,575.00 | \$ 31,575.00 | 12/1/2010 |
| 303 REG | EC1100550 | LIBERTY NATIONAL BANK | 0.15 | 11/30/2012 | 0.15 | \$ 33,500.00 | \$ 33,500.00 | \$ 33,500.00 | 12/1/2010 |
| 303 REG | EC1100568 | KEYBANK, NA | 0.15 | 12/7/2012 | 0.15 | \$ 25,000.00 | \$ 25,000.00 | \$ 25,000.00 | 12/8/2010 |
| 303 REG | EC1100576 | KEYBANK, NA | 0.15 | 12/7/2012 | 0.15 | \$ 27,320.00 | \$ 27,320.00 | \$ 27,320.00 | 12/8/2010 |
| 303 REG | EC1100584 | KEYBANK, NA | 0.15 | 12/7/2012 | 0.15 | \$ 39,500.00 | \$ 39,500.00 | \$ 39,500.00 | 12/8/2010 |
| 303 REG | EC1100592 | KEYBANK, NA | 0.15 | 12/7/2012 | 0.15 | \$ 25,000.00 | \$ 25,000.00 | \$ 25,000.00 | 12/8/2010 |
| 303 REG | EC1100600 | CONSUMERS NATIONAL BANK | 0.15 | 12/14/2012 | 0.15 | \$ 12,500.00 | \$ 12,500.00 | \$ 12,500.00 | 12/15/2010 |
| 303 REG | EC1100618 | HUNTINGTON NATIONAL BANK, NA | 0.15 | 12/21/2012 | 0.15 | \$ 82,845.00 | \$ 82,845.00 | \$ 82,845.00 | 12/21/2010 |
| 303 REG | EC1100626 | HUNTINGTON NATIONAL BANK, NA | 0.15 | 12/21/2012 | 0.15 | \$ 100,000.00 | \$ 100,000.00 | \$ 100,000.00 | 12/21/2010 |
| 303 REG | EC1100634 | HUNTINGTON NATIONAL BANK, NA | 0.15 | 12/21/2012 | 0.15 | \$ 60,000.00 | \$ 60,000.00 | \$ 60,000.00 | 12/21/2010 |
| 303 REG | EC1100642 | HUNTINGTON NATIONAL BANK, NA | 0.15 | 12/21/2012 | 0.15 | \$ 172,020.00 | \$ 172,020.00 | \$ 172,020.00 | 12/21/2010 |
| 303 REG | EC1100659 | GREENVILLE FEDERAL S&L ASSOC. | 0.15 | 12/21/2012 | 0.15 | \$ 122,835.00 | \$ 122,835.00 | \$ 122,835.00 | 12/22/2010 |
| 303 REG | EC1100667 | CONSUMERS NATIONAL BANK | 0.15 | 12/28/2012 | 0.15 | \$ 25,700.00 | \$ 25,700.00 | \$ 25,700.00 | 12/29/2010 |
| 303 REG | EC1100675 | U.S. BANK, N.A. | 0.15 | 12/28/2012 | 0.15 | \$ 29,000.00 | \$ 29,000.00 | \$ 29,000.00 | 12/30/2010 |
| 303 REG | EC1100683 | KEYBANK, NA | 0.15 | 1/4/2013 | 0.15 | \$ 70,000.00 | \$ 70,000.00 | \$ 70,000.00 | 1/5/2011 |
| 303 REG | EC1100691 | KEYBANK, NA | 0.15 | 1/4/2013 | 0.15 | \$ 45,589.60 | \$ 45,589.60 | \$ 45,589.60 | 1/5/2011 |
| 303 REG | EC1100709 | KEYBANK, NA | 0.15 | 1/4/2013 | 0.15 | \$ 103,000.00 | \$ 103,000.00 | \$ 103,000.00 | 1/5/2011 |
| 303 REG | EC1100717 | KEYBANK, NA | 0.15 | 1/4/2013 | 0.15 | \$ 31,000.00 | \$ 31,000.00 | \$ 31,000.00 | 1/5/2011 |

INVS_MONTHEND_INVENTORY
 VisualQED
 INVENTORY
 SETTLEMENT
 7/29/2011

JOSH MANDEL
 TREASURER, STATE OF OHIO

INVESTMENT INVENTORY
 SETTLED POSITIONS AS OF: 07/29/11

| FUND | CUSIP | DESCRIPTION | RATE | MATURITY | YIELD | PAR AMOUNT | BOOK VALUE | MARKET VALUE | 1ST PUR |
|---------|-----------|--------------------------------|------|-----------|-------|---------------------|---------------------|---------------------|-----------|
| 303 REG | EC1100725 | KEYBANK, NA | 0.15 | 1/4/2013 | 0.15 | \$ 50,880.00 | \$ 50,880.00 | \$ 50,880.00 | 1/5/2011 |
| 303 REG | EC1100733 | KEYBANK, NA | 0.15 | 2/4/2013 | 0.15 | \$ 33,669.00 | \$ 33,669.00 | \$ 33,669.00 | 2/4/2011 |
| 303 REG | EC1100741 | KEYBANK, NA | 0.15 | 3/4/2013 | 0.15 | \$ 91,410.00 | \$ 91,410.00 | \$ 91,410.00 | 3/4/2011 |
| 303 REG | EC1100758 | KEYBANK, NA | 0.15 | 3/4/2013 | 0.15 | \$ 25,225.00 | \$ 25,225.00 | \$ 25,225.00 | 3/4/2011 |
| 303 REG | EC1100766 | KEYBANK, NA | 0.15 | 3/4/2013 | 0.15 | \$ 100,000.00 | \$ 100,000.00 | \$ 100,000.00 | 3/4/2011 |
| 303 REG | EC1100774 | KEYBANK, NA | 0.15 | 3/4/2013 | 0.15 | \$ 32,500.00 | \$ 32,500.00 | \$ 32,500.00 | 3/4/2011 |
| 303 REG | EC1100782 | VINTON COUNTY NATIONAL BANK | 0.15 | 3/22/2013 | 0.15 | \$ 125,000.00 | \$ 125,000.00 | \$ 125,000.00 | 3/23/2011 |
| 303 REG | EC1100790 | KEYBANK, NA | 0.15 | 4/5/2013 | 0.15 | \$ 125,005.00 | \$ 125,005.00 | \$ 125,005.00 | 4/5/2011 |
| 303 REG | EC1100808 | KEYBANK, NA | 0.15 | 4/5/2013 | 0.15 | \$ 117,000.00 | \$ 117,000.00 | \$ 117,000.00 | 4/5/2011 |
| 303 REG | EC1100816 | KEYBANK, NA | 0.15 | 4/5/2013 | 0.15 | \$ 75,000.00 | \$ 75,000.00 | \$ 75,000.00 | 4/5/2011 |
| 303 REG | EC1100824 | KEYBANK, NA | 0.15 | 4/5/2013 | 0.15 | \$ 35,838.75 | \$ 35,838.75 | \$ 35,838.75 | 4/5/2011 |
| 303 REG | EC1100840 | CONSUMERS NATIONAL BANK | 0.15 | 4/12/2013 | 0.15 | \$ 14,000.00 | \$ 14,000.00 | \$ 14,000.00 | 4/13/2011 |
| 303 REG | EC1100857 | GREENVILLE FEDERAL S&L ASSOC. | 0.15 | 4/25/2013 | 0.15 | \$ 125,000.00 | \$ 125,000.00 | \$ 125,000.00 | 4/25/2011 |
| 303 REG | EC1100865 | U.S. BANK, N.A. | 0.15 | 5/3/2013 | 0.15 | \$ 82,190.00 | \$ 82,190.00 | \$ 82,190.00 | 5/3/2011 |
| 303 REG | EC1100873 | KEYBANK, NA | 0.15 | 5/6/2013 | 0.15 | \$ 246,869.00 | \$ 246,869.00 | \$ 246,869.00 | 5/6/2011 |
| 303 REG | EC1100881 | KEYBANK, NA | 0.15 | 5/6/2013 | 0.15 | \$ 36,100.00 | \$ 36,100.00 | \$ 36,100.00 | 5/6/2011 |
| 303 REG | EC1100899 | KEYBANK, NA | 0.15 | 5/6/2013 | 0.15 | \$ 59,105.00 | \$ 59,105.00 | \$ 59,105.00 | 5/6/2011 |
| 303 REG | EC1100907 | KEYBANK, NA | 0.15 | 5/6/2013 | 0.15 | \$ 43,700.00 | \$ 43,700.00 | \$ 43,700.00 | 5/6/2011 |
| 303 REG | EC1100915 | KEYBANK, NA | 0.15 | 5/6/2013 | 0.15 | \$ 119,310.00 | \$ 119,310.00 | \$ 119,310.00 | 5/6/2011 |
| 303 REG | EC1100923 | KEYBANK, NA | 0.15 | 5/6/2013 | 0.15 | \$ 43,805.00 | \$ 43,805.00 | \$ 43,805.00 | 5/6/2011 |
| 303 REG | EC1100931 | GREENVILLE FEDERAL S&L ASSOC. | 0.15 | 5/17/2013 | 0.15 | \$ 33,950.00 | \$ 33,950.00 | \$ 33,950.00 | 5/17/2011 |
| 303 REG | EC1100949 | U.S. BANK, N.A. | 0.15 | 5/24/2013 | 0.15 | \$ 73,750.00 | \$ 73,750.00 | \$ 73,750.00 | 5/26/2011 |
| 303 REG | EC1100956 | KEYBANK, NA | 0.15 | 6/3/2013 | 0.15 | \$ 55,220.00 | \$ 55,220.00 | \$ 55,220.00 | 6/3/2011 |
| 303 REG | EC1100964 | KEYBANK, NA | 0.15 | 6/3/2013 | 0.15 | \$ 47,255.00 | \$ 47,255.00 | \$ 47,255.00 | 6/3/2011 |
| 303 REG | EC1100972 | KEYBANK, NA | 0.15 | 6/3/2013 | 0.15 | \$ 50,805.00 | \$ 50,805.00 | \$ 50,805.00 | 6/3/2011 |
| 303 REG | EC1100980 | KEYBANK, NA | 0.15 | 6/3/2013 | 0.15 | \$ 42,785.00 | \$ 42,785.00 | \$ 42,785.00 | 6/3/2011 |
| 303 REG | EC1100998 | KEYBANK, NA | 0.15 | 6/3/2013 | 0.15 | \$ 156,355.00 | \$ 156,355.00 | \$ 156,355.00 | 6/3/2011 |
| 303 REG | EC1101004 | U.S. BANK, N.A. | 0.15 | 6/6/2013 | 0.15 | \$ 65,000.00 | \$ 65,000.00 | \$ 65,000.00 | 6/6/2011 |
| 303 REG | EC1101012 | U.S. BANK, N.A. | 0.15 | 6/6/2013 | 0.15 | \$ 16,350.00 | \$ 16,350.00 | \$ 16,350.00 | 6/6/2011 |
| 303 REG | EC1101020 | U.S. BANK, N.A. | 0.15 | 6/6/2013 | 0.15 | \$ 35,000.00 | \$ 35,000.00 | \$ 35,000.00 | 6/6/2011 |
| 303 REG | EC1101038 | U.S. BANK, N.A. | 0.15 | 6/6/2013 | 0.15 | \$ 125,000.00 | \$ 125,000.00 | \$ 125,000.00 | 6/6/2011 |
| 303 REG | EC1101046 | U.S. BANK, N.A. | 0.15 | 6/14/2013 | 0.15 | \$ 30,250.00 | \$ 30,250.00 | \$ 30,250.00 | 6/14/2011 |
| 303 REG | EC1101053 | U.S. BANK, N.A. | 0.15 | 6/20/2013 | 0.15 | \$ 20,755.00 | \$ 20,755.00 | \$ 20,755.00 | 6/20/2011 |
| 303 REG | EC1101061 | U.S. BANK, N.A. | 0.15 | 6/20/2013 | 0.15 | \$ 83,435.00 | \$ 83,435.00 | \$ 83,435.00 | 6/20/2011 |
| 303 REG | EC1200004 | KEYBANK, NA | 0.15 | 7/12/2013 | 0.15 | \$ 15,221.70 | \$ 15,221.70 | \$ 15,221.70 | 7/12/2011 |
| 303 REG | EC1200012 | KEYBANK, NA | 0.15 | 7/12/2013 | 0.15 | \$ 103,030.00 | \$ 103,030.00 | \$ 103,030.00 | 7/12/2011 |
| 303 REG | EC1200020 | KEYBANK, NA | 0.15 | 7/12/2013 | 0.15 | \$ 35,000.00 | \$ 35,000.00 | \$ 35,000.00 | 7/12/2011 |
| 303 REG | EC1200038 | U.S. BANK, N.A. | 0.15 | 7/19/2013 | 0.15 | \$ 107,793.10 | \$ 107,793.10 | \$ 107,793.10 | 7/19/2011 |
| | | | | | | \$ 9,432,147.60 | \$ 9,432,147.60 | \$ 9,432,147.60 | |
| 303 REG | SN1100023 | WAYNE SAVINGS COMMUNITY BANK | 0.10 | 5/4/2012 | 0.10 | \$ 2,500,000.00 | \$ 2,500,000.00 | \$ 2,500,000.00 | 5/6/2011 |
| 303 REG | SN1100031 | FIRST NATIONAL BANK, BELLEVUE | 0.10 | 5/4/2012 | 0.10 | \$ 1,090,000.00 | \$ 1,090,000.00 | \$ 1,090,000.00 | 5/6/2011 |
| 303 REG | SN1100049 | CF BANK * | 0.10 | 5/21/2012 | 0.10 | \$ 250,000.00 | \$ 250,000.00 | \$ 250,000.00 | 5/20/2011 |
| | | | | | | \$ 3,840,000.00 | \$ 3,840,000.00 | \$ 3,840,000.00 | |
| 303 REG | RO1100014 | FARMERS & MERCHANTS STATE BANK | | 8/31/2012 | | \$ 5,000.00 | \$ 5,000.00 | \$ 5,000.00 | 9/3/2010 |
| 303 REG | RO1100022 | GENOA BANKING COMPANY | 0.15 | 2/7/2013 | 0.15 | \$ 800,000.00 | \$ 800,000.00 | \$ 800,000.00 | 2/7/2011 |
| 303 REG | RO1100030 | HUNTINGTON NATIONAL BANK, NA | 0.15 | 5/17/2013 | 0.15 | \$ 100,000.00 | \$ 100,000.00 | \$ 100,000.00 | 5/18/2011 |
| | | | | | | \$ 905,000.00 | \$ 905,000.00 | \$ 905,000.00 | |
| | | | | | | \$ 6,419,281,365.68 | \$ 6,417,521,987.97 | \$ 6,419,854,781.92 | |
| 295 TOB | 4662J1VA5 | JP MORGAN CHASE & CO | 0.05 | 8/10/2011 | 0.05 | \$ 17,171,000.00 | \$ 17,170,284.54 | \$ 17,170,284.54 | 7/11/2011 |

INVS_MONTHEND_INVENTORY
VisualQED
INVENTORY
SETTLEMENT
7/29/2011

JOSH MANDEL
TREASURER, STATE OF OHIO

INVESTMENT INVENTORY
SETTLED POSITIONS AS OF: 07/29/11

| FUND | CUSIP | DESCRIPTION | RATE | MATURITY | YIELD | PAR AMOUNT | BOOK VALUE | MARKET VALUE | 1ST PUR |
|----------|-----------|--------------------------------|------|------------|-------|-------------------|-------------------|-------------------|------------|
| 295 TOB | 36959JVV2 | GENERAL ELECTRIC CAPITAL CORP | 0.08 | 8/29/2011 | 0.08 | \$ 15,897,000.00 | \$ 15,894,845.07 | \$ 15,894,845.07 | 6/29/2011 |
| | | | | | | \$ 33,068,000.00 | \$ 33,065,129.61 | \$ 33,065,129.61 | |
| 295 TOB | 313588KN4 | FNMA DISCOUNT NOTE | 0.01 | 8/17/2011 | 0.01 | \$ 50,000,000.00 | \$ 49,999,333.33 | \$ 49,999,000.00 | 6/30/2011 |
| 295 TOB | 313588KN4 | FNMA DISCOUNT NOTE | 0.01 | 8/17/2011 | 0.01 | \$ 7,003,000.00 | \$ 7,002,906.63 | \$ 7,002,859.94 | 6/30/2011 |
| | | | | | | \$ 57,003,000.00 | \$ 57,002,239.96 | \$ 57,001,859.94 | |
| 295 TOB | 38141W273 | GOLDMAN SACHS FIN SQ GOVT #465 | 0.01 | | 0.01 | \$ 1,393,210.16 | \$ 1,393,210.16 | \$ 1,393,210.16 | 10/29/2007 |
| 295 TOB | 4812C0670 | JP MORGAN US GOVT MMKT #3164 | 0.01 | | 0.01 | \$ 4,832,810.26 | \$ 4,832,810.26 | \$ 4,832,810.26 | 10/30/2008 |
| | | | | | | \$ 6,226,020.42 | \$ 6,226,020.42 | \$ 6,226,020.42 | |
| 295 TOB | STAR29519 | STAR OHIO 71115 | 0.02 | | 0.02 | \$ 166,566,555.63 | \$ 166,566,555.63 | \$ 166,566,555.63 | 2/11/2008 |
| | | | | | | \$ 166,566,555.63 | \$ 166,566,555.63 | \$ 166,566,555.63 | |
| 295 TOB | 9127953B5 | US TREASURY BILL | 0.26 | 8/4/2011 | 0.26 | \$ 26,123,000.00 | \$ 26,121,868.00 | \$ 26,122,477.54 | 7/29/2011 |
| | | | | | | \$ 26,123,000.00 | \$ 26,121,868.00 | \$ 26,122,477.54 | |
| | | | | | | \$ 288,986,576.05 | \$ 288,981,813.62 | \$ 288,982,043.14 | |
| 302 DPTF | 76116EFF2 | REF CORP STRIP | | 1/15/2013 | 4.89 | \$ 150,000.00 | \$ 112,534.50 | \$ 148,530.00 | 1/31/2007 |
| 302 DPTF | 76116EFH8 | REF CORP STRIP | | 1/15/2014 | 4.93 | \$ 150,000.00 | \$ 106,912.50 | \$ 146,859.00 | 1/31/2007 |
| 302 DPTF | 76116EFK1 | REF CORP STRIP | | 1/15/2015 | 5.25 | \$ 900,000.00 | \$ 497,115.00 | \$ 864,558.00 | 8/1/2003 |
| 302 DPTF | 76116EFL9 | REF CORP STRIP | | 7/15/2015 | 7.57 | \$ 2,408,000.00 | \$ 463,660.40 | \$ 2,286,203.36 | 5/14/1993 |
| 302 DPTF | 76116ECF5 | REF CORP STRIP | | 10/15/2016 | 6.72 | \$ 3,600,000.00 | \$ 898,956.00 | \$ 3,271,932.00 | 10/18/1995 |
| 302 DPTF | 76116EFP0 | REF CORP STRIP | | 1/15/2017 | 4.84 | \$ 4,262,000.00 | \$ 2,604,167.24 | \$ 3,829,620.10 | 9/27/2006 |
| 302 DPTF | 76116EFP0 | REF CORP STRIP | | 1/15/2017 | 5.09 | \$ 150,000.00 | \$ 90,952.50 | \$ 134,782.50 | 1/31/2007 |
| 302 DPTF | 76116ECG3 | REF CORP STRIP | | 4/15/2017 | 4.87 | \$ 2,696,000.00 | \$ 1,632,697.60 | \$ 2,396,258.72 | 11/8/2006 |
| 302 DPTF | 76116ECJ7 | REF CORP STRIP | | 4/15/2018 | 4.66 | \$ 41,000.00 | \$ 24,292.09 | \$ 34,839.34 | 12/4/2006 |
| 302 DPTF | 76116EFS4 | REF CORP STRIP | | 7/15/2018 | 7.99 | \$ 7,000,000.00 | \$ 1,119,650.00 | \$ 5,874,680.00 | 2/22/1995 |
| 302 DPTF | 76116EFS4 | REF CORP STRIP | | 7/15/2018 | 5.12 | \$ 2,312,000.00 | \$ 1,277,819.28 | \$ 1,940,322.88 | 10/20/2006 |
| 302 DPTF | 76116ECK4 | REF CORP STRIP | | 10/15/2018 | 7.38 | \$ 3,000,000.00 | \$ 549,780.00 | \$ 2,488,170.00 | 5/22/1995 |
| 302 DPTF | 76116ECK4 | REF CORP STRIP | | 10/15/2018 | 6.76 | \$ 2,600,000.00 | \$ 563,810.00 | \$ 2,156,414.00 | 10/18/1995 |
| 302 DPTF | 76116ECK4 | REF CORP STRIP | | 10/15/2018 | 4.85 | \$ 97,000.00 | \$ 54,912.67 | \$ 80,450.83 | 11/28/2006 |
| 302 DPTF | 76116ECL2 | REF CORP STRIP | | 4/15/2019 | 5.01 | \$ 100,000.00 | \$ 55,335.00 | \$ 80,898.00 | 4/30/2007 |
| 302 DPTF | 76116EFV7 | REF CORP STRIP | | 1/15/2020 | 5.75 | \$ 316,000.00 | \$ 129,620.04 | \$ 245,054.84 | 4/26/2004 |
| 302 DPTF | 76116EFV7 | REF CORP STRIP | | 1/15/2020 | 5.23 | \$ 150,000.00 | \$ 76,833.00 | \$ 116,323.50 | 1/31/2007 |
| 302 DPTF | 76116EGT1 | REF CORP STRIP | | 4/15/2020 | 4.89 | \$ 70,000.00 | \$ 36,688.40 | \$ 53,431.70 | 11/28/2006 |
| 302 DPTF | 76116FAE7 | REF CORP STRIP | | 10/15/2020 | 5.72 | \$ 2,300,000.00 | \$ 663,205.00 | \$ 1,718,376.00 | 9/28/1998 |
| 302 DPTF | 76116EFX3 | REF CORP STRIP | | 1/15/2021 | 5.25 | \$ 150,000.00 | \$ 72,754.50 | \$ 109,687.50 | 1/31/2007 |
| 302 DPTF | 76116FAG2 | REF CORP STRIP | | 1/15/2021 | 4.94 | \$ 489,000.00 | \$ 245,380.20 | \$ 360,324.54 | 11/28/2006 |
| 302 DPTF | 76116EGF1 | REF CORP STRIP | | 1/15/2025 | 5.26 | \$ 150,000.00 | \$ 59,028.00 | \$ 86,866.50 | 1/31/2007 |
| | | | | | | \$ 33,091,000.00 | \$ 11,336,103.92 | \$ 28,424,583.31 | |
| 302 DPTF | 313490CK8 | FED JUDICIARY | | 2/15/2023 | 6.36 | \$ 3,400,000.00 | \$ 716,040.00 | \$ 2,057,204.00 | 3/30/1998 |
| 302 DPTF | 313490CM4 | FED JUDICIARY | | 2/15/2024 | 6.33 | \$ 2,400,000.00 | \$ 478,320.00 | \$ 1,362,576.00 | 3/30/1998 |
| | | | | | | \$ 5,800,000.00 | \$ 1,194,360.00 | \$ 3,419,780.00 | |
| 302 DPTF | 31331RP90 | FFCB MEDIUM TERM NOTE | 5.45 | 12/11/2013 | 6.04 | \$ 2,225,000.00 | \$ 2,110,279.00 | \$ 2,474,355.75 | 5/9/2001 |
| | | | | | | \$ 2,225,000.00 | \$ 2,110,279.00 | \$ 2,474,355.75 | |
| 302 DPTF | 3133MTZL5 | FHLB DEBENTURE | 4.50 | 11/15/2012 | 5.08 | \$ 1,755,000.00 | \$ 1,702,665.90 | \$ 1,846,189.80 | 10/26/2006 |
| 302 DPTF | 3133MTZL5 | FHLB DEBENTURE | 4.50 | 11/15/2012 | 4.92 | \$ 210,000.00 | \$ 205,510.20 | \$ 220,911.60 | 11/17/2006 |
| | | | | | | \$ 1,965,000.00 | \$ 1,908,176.10 | \$ 2,067,101.40 | |

INVS_MONTHEND_INVENTORY
 VisualQED
 INVENTORY
 SETTLEMENT
 7/29/2011

JOSH MANDEL
 TREASURER, STATE OF OHIO

INVESTMENT INVENTORY
 SETTLED POSITIONS AS OF: 07/29/11

| FUND | CUSIP | DESCRIPTION | RATE | MATURITY | YIELD | PAR AMOUNT | BOOK VALUE | MARKET VALUE | 1ST PUR |
|----------|-----------|-----------------|------|------------|-------|-------------------|------------------|-------------------|------------|
| 302 DPTF | 3134A4HF4 | FHLMC DEBENTURE | 5.50 | 9/15/2011 | 4.87 | \$ 9,070,000.00 | \$ 9,319,787.80 | \$ 9,128,773.60 | 9/29/2006 |
| 302 DPTF | 3134A4JT2 | FHLMC DEBENTURE | 5.75 | 1/15/2012 | 4.90 | \$ 9,010,000.00 | \$ 9,361,750.40 | \$ 9,237,592.60 | 9/29/2006 |
| 302 DPTF | 3134A4SA3 | FHLMC DEBENTURE | 4.50 | 1/15/2013 | 4.93 | \$ 6,955,000.00 | \$ 6,795,660.95 | \$ 7,369,657.10 | 10/2/2006 |
| 302 DPTF | 3134A4SA3 | FHLMC DEBENTURE | 4.50 | 1/15/2013 | 5.02 | \$ 370,000.00 | \$ 359,828.70 | \$ 392,059.40 | 10/27/2006 |
| 302 DPTF | 3134A4TZ7 | FHLMC DEBENTURE | 4.50 | 7/15/2013 | 5.10 | \$ 3,565,000.00 | \$ 3,445,358.60 | \$ 3,846,314.15 | 10/26/2006 |
| 302 DPTF | 3134A4UK8 | FHLMC DEBENTURE | 4.88 | 11/15/2013 | 5.05 | \$ 6,525,000.00 | \$ 6,456,226.50 | \$ 7,165,950.75 | 10/12/2006 |
| 302 DPTF | 3134A4UM4 | FHLMC DEBENTURE | 4.50 | 1/15/2014 | 5.09 | \$ 10,775,000.00 | \$ 10,391,625.50 | \$ 11,779,230.00 | 10/26/2006 |
| 302 DPTF | 3134A4UM4 | FHLMC DEBENTURE | 4.50 | 1/15/2014 | 4.76 | \$ 150,000.00 | \$ 147,685.50 | \$ 163,980.00 | 11/30/2006 |
| 302 DPTF | 3134A4UX0 | FHLMC DEBENTURE | 4.50 | 1/15/2015 | 4.92 | \$ 14,165,000.00 | \$ 13,764,272.15 | \$ 15,835,903.40 | 10/4/2006 |
| 302 DPTF | 3134A4VC5 | FHLMC DEBENTURE | 4.38 | 7/17/2015 | 5.08 | \$ 6,655,000.00 | \$ 6,326,442.65 | \$ 7,473,565.00 | 10/12/2006 |
| 302 DPTF | 3134A4VG6 | FHLMC DEBENTURE | 4.75 | 11/17/2015 | 5.07 | \$ 2,105,000.00 | \$ 2,056,016.65 | \$ 2,399,868.40 | 9/21/2006 |
| 302 DPTF | 3134A4ZT4 | FHLMC DEBENTURE | 4.75 | 1/19/2016 | 5.18 | \$ 4,395,000.00 | \$ 4,256,997.00 | \$ 5,017,332.00 | 10/24/2006 |
| 302 DPTF | 3137EAAD1 | FHLMC DEBENTURE | 5.25 | 4/18/2016 | 5.09 | \$ 8,960,000.00 | \$ 9,069,222.40 | \$ 10,454,886.40 | 9/21/2006 |
| 302 DPTF | 3137EAAG4 | FHLMC DEBENTURE | 5.50 | 7/18/2016 | 5.14 | \$ 6,915,000.00 | \$ 7,102,742.25 | \$ 8,169,311.85 | 10/20/2006 |
| 302 DPTF | 3137EAAJ8 | FHLMC DEBENTURE | 5.13 | 10/18/2016 | 5.03 | \$ 5,405,000.00 | \$ 5,445,969.90 | \$ 6,297,203.35 | 10/31/2006 |
| | | | | | | \$ 95,020,000.00 | \$ 94,299,586.95 | \$ 104,731,628.00 | |
| 302 DPTF | 3134A4LU6 | FHLMC STRIP | | 7/15/2012 | 4.79 | \$ 7,521,000.00 | \$ 4,804,640.43 | \$ 7,462,110.57 | 1/27/2003 |
| 302 DPTF | 3134A1MX5 | FHLMC STRIP | | 2/1/2014 | 5.90 | \$ 2,500,000.00 | \$ 1,020,000.00 | \$ 2,437,250.00 | 9/1/1998 |
| 302 DPTF | 3134A1X39 | FHLMC STRIP | | 6/1/2015 | 6.21 | \$ 6,900,000.00 | \$ 2,416,863.00 | \$ 6,481,446.00 | 4/2/1998 |
| 302 DPTF | 3134A1MZ0 | FHLMC STRIP | | 3/1/2016 | 5.95 | \$ 1,900,000.00 | \$ 681,530.00 | \$ 1,735,802.00 | 9/1/1998 |
| 302 DPTF | 3134A1MZ0 | FHLMC STRIP | | 3/1/2016 | 6.16 | \$ 3,800,000.00 | \$ 1,328,860.00 | \$ 3,471,604.00 | 11/9/1998 |
| 302 DPTF | 3134A1CT5 | FHLMC STRIP | | 9/15/2016 | 5.13 | \$ 885,000.00 | \$ 536,672.85 | \$ 790,614.75 | 10/30/2006 |
| 302 DPTF | 3134A3Y83 | FHLMC STRIP | | 3/15/2017 | 5.10 | \$ 500,000.00 | \$ 296,810.00 | \$ 437,570.00 | 11/7/2006 |
| 302 DPTF | 3134A3Y83 | FHLMC STRIP | | 3/15/2017 | 5.02 | \$ 429,000.00 | \$ 258,468.21 | \$ 375,435.06 | 12/26/2006 |
| 302 DPTF | 3134A4BK9 | FHLMC STRIP | | 3/15/2017 | 5.05 | \$ 6,026,000.00 | \$ 3,595,894.98 | \$ 5,256,057.98 | 11/6/2006 |
| 302 DPTF | 3134A3Z33 | FHLMC STRIP | | 9/15/2018 | 5.08 | \$ 1,698,000.00 | \$ 943,222.02 | \$ 1,383,971.88 | 12/26/2006 |
| 302 DPTF | 3134A4BN3 | FHLMC STRIP | | 9/15/2018 | 5.12 | \$ 3,691,000.00 | \$ 2,027,355.57 | \$ 3,029,572.80 | 11/6/2006 |
| 302 DPTF | 3134A1NA4 | FHLMC STRIP | | 1/2/2019 | 6.96 | \$ 21,000,000.00 | \$ 5,665,170.00 | \$ 16,987,110.00 | 11/8/1999 |
| 302 DPTF | 313400BV4 | FHLMC STRIP | | 11/29/2019 | 6.23 | \$ 2,695,000.00 | \$ 762,469.40 | \$ 1,901,349.45 | 4/30/1999 |
| 302 DPTF | 313400BV4 | FHLMC STRIP | | 11/29/2019 | 5.28 | \$ 1,707,000.00 | \$ 863,605.44 | \$ 1,204,305.57 | 10/30/2006 |
| 302 DPTF | 3134A1HU7 | FHLMC STRIP | | 12/2/2019 | 6.15 | \$ 5,100,000.00 | \$ 1,438,965.00 | \$ 3,906,447.00 | 1/13/1999 |
| 302 DPTF | 3134A1HU7 | FHLMC STRIP | | 12/2/2019 | 6.72 | \$ 1,000,000.00 | \$ 258,860.00 | \$ 765,970.00 | 6/21/1999 |
| 302 DPTF | 3134A4BS2 | FHLMC STRIP | | 9/15/2020 | 5.29 | \$ 1,146,000.00 | \$ 555,718.32 | \$ 830,769.78 | 10/31/2006 |
| 302 DPTF | 3134A4BS2 | FHLMC STRIP | | 9/15/2020 | 5.22 | \$ 4,423,000.00 | \$ 2,164,041.21 | \$ 3,206,365.39 | 10/31/2006 |
| 302 DPTF | 3134A4BT0 | FHLMC STRIP | | 3/15/2021 | 5.23 | \$ 3,286,000.00 | \$ 1,565,318.96 | \$ 2,314,494.10 | 10/31/2006 |
| 302 DPTF | 3134A4BU7 | FHLMC STRIP | | 9/15/2021 | 5.25 | \$ 6,590,000.00 | \$ 3,050,379.20 | \$ 4,503,803.70 | 10/31/2006 |
| 302 DPTF | 3134A4BU7 | FHLMC STRIP | | 9/15/2021 | 5.32 | \$ 421,000.00 | \$ 192,822.21 | \$ 287,724.03 | 10/31/2006 |
| 302 DPTF | 3134A4MY7 | FHLMC STRIP | | 1/15/2022 | 5.23 | \$ 5,619,000.00 | \$ 2,561,364.96 | \$ 3,760,010.04 | 10/30/2006 |
| 302 DPTF | 3134A4BV5 | FHLMC STRIP | | 3/15/2022 | 5.23 | \$ 4,602,000.00 | \$ 2,080,702.26 | \$ 3,048,456.84 | 10/31/2006 |
| 302 DPTF | 3134A4BW3 | FHLMC STRIP | | 9/15/2022 | 5.41 | \$ 2,166,000.00 | \$ 928,044.36 | \$ 1,413,856.50 | 10/25/2006 |
| 302 DPTF | 3134A4NB6 | FHLMC STRIP | | 7/15/2023 | 6.04 | \$ 3,400,000.00 | \$ 1,006,230.00 | \$ 2,074,884.00 | 1/23/2003 |
| 302 DPTF | 3134A4CJ1 | FHLMC STRIP | | 9/15/2028 | 5.18 | \$ 1,252,000.00 | \$ 391,074.72 | \$ 567,944.76 | 12/14/2005 |
| | | | | | | \$ 100,257,000.00 | \$ 41,395,083.10 | \$ 79,634,926.20 | |
| 302 DPTF | 31359MMQ3 | FNMA DEBENTURE | 6.13 | 3/15/2012 | 4.93 | \$ 4,565,000.00 | \$ 4,822,922.50 | \$ 4,728,244.40 | 10/2/2006 |
| 302 DPTF | 31359MTG8 | FNMA DEBENTURE | 4.63 | 10/15/2013 | 4.91 | \$ 8,265,000.00 | \$ 8,126,313.30 | \$ 8,999,179.95 | 9/27/2006 |
| 302 DPTF | 31359MUT8 | FNMA DEBENTURE | 4.13 | 4/15/2014 | 5.02 | \$ 15,030,000.00 | \$ 14,197,939.20 | \$ 16,386,006.60 | 10/27/2006 |
| 302 DPTF | 31359MA45 | FNMA DEBENTURE | 5.00 | 4/15/2015 | 4.95 | \$ 5,635,000.00 | \$ 5,656,356.65 | \$ 6,436,240.65 | 10/4/2006 |
| 302 DPTF | 31359MZC0 | FNMA DEBENTURE | 4.38 | 10/15/2015 | 4.94 | \$ 7,240,000.00 | \$ 6,944,246.00 | \$ 8,132,474.80 | 10/4/2006 |
| 302 DPTF | 31359MH89 | FNMA DEBENTURE | 5.00 | 3/15/2016 | 5.12 | \$ 720,000.00 | \$ 713,736.00 | \$ 832,658.40 | 10/11/2006 |
| 302 DPTF | 31359MS61 | FNMA DEBENTURE | 5.38 | 7/15/2016 | 5.11 | \$ 4,705,000.00 | \$ 4,799,711.65 | \$ 5,536,891.05 | 10/18/2006 |

INVS_MONTHEND_INVENTORY
 VisualQED
 INVENTORY
 SETTLEMENT
 7/29/2011

JOSH MANDEL
 TREASURER, STATE OF OHIO

INVESTMENT INVENTORY
 SETTLED POSITIONS AS OF: 07/29/11

| FUND | CUSIP | DESCRIPTION | RATE | MATURITY | YIELD | PAR AMOUNT | BOOK VALUE | MARKET VALUE | 1ST PUR |
|----------|-----------|----------------|------|------------|-------|------------------|------------------|------------------|------------|
| 302 DPTF | 31359MEL3 | FNMA DEBENTURE | | 6/1/2017 | | \$ 10,000,000.00 | \$ 3,279,700.00 | \$ 8,794,600.00 | 3/24/1999 |
| | | | | | | \$ 56,160,000.00 | \$ 48,540,925.30 | \$ 59,846,295.85 | |
| 302 DPTF | 31358CX27 | FNMA STRIP | | 8/7/2011 | 5.62 | \$ 4,622,000.00 | \$ 2,312,802.58 | \$ 4,621,399.14 | 2/10/1999 |
| 302 DPTF | 31359YGE1 | FNMA STRIP | | 9/15/2011 | 4.53 | \$ 319,000.00 | \$ 244,299.77 | \$ 318,706.52 | 9/30/2005 |
| 302 DPTF | 31358C7B6 | FNMA STRIP | | 5/15/2012 | 4.56 | \$ 2,563,000.00 | \$ 1,901,665.37 | \$ 2,546,212.35 | 9/30/2005 |
| 302 DPTF | 31358AEL0 | FNMA STRIP | | 8/12/2012 | 5.88 | \$ 5,000,000.00 | \$ 2,227,060.46 | \$ 4,958,200.00 | 8/28/1998 |
| 302 DPTF | 31359YBR7 | FNMA STRIP | | 1/15/2013 | 4.99 | \$ 483,000.00 | \$ 340,640.58 | \$ 477,121.89 | 12/12/2005 |
| 302 DPTF | 31358CX50 | FNMA STRIP | | 2/7/2013 | 5.94 | \$ 3,200,000.00 | \$ 1,410,784.00 | \$ 3,158,560.00 | 2/10/1999 |
| 302 DPTF | 31359YBT3 | FNMA STRIP | | 1/15/2014 | 5.04 | \$ 407,000.00 | \$ 272,173.11 | \$ 397,350.03 | 12/12/2005 |
| 302 DPTF | 313586QR3 | FNMA STRIP | | 7/5/2014 | 7.42 | \$ 10,000,000.00 | \$ 2,483,300.00 | \$ 9,682,200.00 | 5/22/1995 |
| 302 DPTF | 313586QR3 | FNMA STRIP | | 7/5/2014 | 7.25 | \$ 6,000,000.00 | \$ 1,679,940.00 | \$ 5,809,320.00 | 8/20/1996 |
| 302 DPTF | 313586QR3 | FNMA STRIP | | 7/5/2014 | 6.30 | \$ 14,000,000.00 | \$ 5,091,520.00 | \$ 13,555,080.00 | 3/10/1998 |
| 302 DPTF | 31364DJK3 | FNMA STRIP | | 4/8/2015 | 6.21 | \$ 4,845,000.00 | \$ 1,711,011.75 | \$ 4,601,441.85 | 3/26/1998 |
| 302 DPTF | 31364DJK1 | FNMA STRIP | | 10/8/2015 | 6.23 | \$ 9,045,000.00 | \$ 3,087,601.20 | \$ 8,458,069.95 | 3/26/1998 |
| 302 DPTF | 31359YBX4 | FNMA STRIP | | 1/15/2016 | 5.10 | \$ 375,000.00 | \$ 225,585.00 | \$ 347,340.00 | 12/12/2005 |
| 302 DPTF | 31359YBX4 | FNMA STRIP | | 1/15/2016 | 5.06 | \$ 1,686,000.00 | \$ 1,065,366.54 | \$ 1,561,640.64 | 11/6/2006 |
| 302 DPTF | 31364DJM9 | FNMA STRIP | | 4/8/2016 | 6.26 | \$ 4,200,000.00 | \$ 1,386,462.00 | \$ 3,857,784.00 | 4/15/1998 |
| 302 DPTF | 31364DJN7 | FNMA STRIP | | 10/8/2016 | 6.26 | \$ 5,000,000.00 | \$ 1,599,900.00 | \$ 4,496,200.00 | 4/15/1998 |
| 302 DPTF | 31358C7L4 | FNMA STRIP | | 11/15/2016 | 5.05 | \$ 10,495,000.00 | \$ 6,361,019.50 | \$ 9,393,339.85 | 10/30/2006 |
| 302 DPTF | 31359YBZ9 | FNMA STRIP | | 1/15/2017 | 5.10 | \$ 317,000.00 | \$ 181,355.70 | \$ 281,014.16 | 12/13/2005 |
| 302 DPTF | 31358CY67 | FNMA STRIP | | 8/7/2017 | 5.91 | \$ 5,005,000.00 | \$ 1,704,703.00 | \$ 4,311,957.65 | 2/10/1999 |
| 302 DPTF | 31358ACK4 | FNMA STRIP | | 2/1/2018 | 5.98 | \$ 2,000,000.00 | \$ 637,320.00 | \$ 1,605,180.00 | 9/1/1998 |
| 302 DPTF | 008452CL6 | FNMA STRIP | | 2/12/2018 | 6.16 | \$ 2,007,000.00 | \$ 624,136.86 | \$ 1,695,072.06 | 11/9/1998 |
| 302 DPTF | 31359YCD7 | FNMA STRIP | | 1/15/2019 | 5.19 | \$ 317,000.00 | \$ 162,107.46 | \$ 253,888.47 | 12/13/2005 |
| 302 DPTF | 31359YCD7 | FNMA STRIP | | 1/15/2019 | 5.38 | \$ 150,000.00 | \$ 79,561.50 | \$ 120,136.50 | 1/31/2007 |
| 302 DPTF | 31358ACM0 | FNMA STRIP | | 2/1/2019 | 6.00 | \$ 270,000.00 | \$ 80,796.73 | \$ 210,975.30 | 8/28/1998 |
| 302 DPTF | 31358ACM0 | FNMA STRIP | | 2/1/2019 | 6.31 | \$ 5,665,000.00 | \$ 1,660,581.45 | \$ 4,426,574.35 | 4/30/1999 |
| 302 DPTF | 31358C7R1 | FNMA STRIP | | 5/15/2019 | 5.24 | \$ 3,225,000.00 | \$ 1,686,030.00 | \$ 2,615,829.75 | 10/27/2006 |
| 302 DPTF | 313586RC5 | FNMA STRIP | | 10/9/2019 | 7.22 | \$ 1,500,000.00 | \$ 290,220.00 | \$ 1,084,260.00 | 8/12/1996 |
| 302 DPTF | 313586RC5 | FNMA STRIP | | 10/9/2019 | 6.23 | \$ 2,500,000.00 | \$ 713,225.00 | \$ 1,807,100.00 | 4/30/1999 |
| 302 DPTF | 31358C7S9 | FNMA STRIP | | 11/15/2019 | 5.26 | \$ 651,000.00 | \$ 330,760.08 | \$ 497,084.07 | 10/30/2006 |
| 302 DPTF | 31359YCF2 | FNMA STRIP | | 1/15/2020 | 6.34 | \$ 1,140,000.00 | \$ 351,302.40 | \$ 861,931.20 | 3/7/2001 |
| 302 DPTF | 31359YCF2 | FNMA STRIP | | 1/15/2020 | 5.24 | \$ 314,000.00 | \$ 151,508.14 | \$ 237,409.12 | 12/13/2005 |
| 302 DPTF | 31359YCG0 | FNMA STRIP | | 7/15/2020 | 6.34 | \$ 1,140,000.00 | \$ 340,506.60 | \$ 834,844.80 | 3/7/2001 |
| 302 DPTF | 31359YCG0 | FNMA STRIP | | 7/15/2020 | 5.18 | \$ 5,919,000.00 | \$ 2,925,051.42 | \$ 4,334,602.08 | 10/6/2006 |
| 302 DPTF | 31358C7U4 | FNMA STRIP | | 11/15/2020 | 5.24 | \$ 6,783,000.00 | \$ 3,285,074.73 | \$ 4,867,752.12 | 11/6/2006 |
| 302 DPTF | 31364DNW2 | FNMA STRIP | | 3/23/2021 | 7.09 | \$ 4,000,000.00 | \$ 918,760.00 | \$ 2,813,560.00 | 2/7/2000 |
| 302 DPTF | 31358C7V2 | FNMA STRIP | | 5/15/2021 | 5.31 | \$ 4,895,000.00 | \$ 2,283,419.60 | \$ 3,412,059.75 | 10/27/2006 |
| 302 DPTF | 31359YCK1 | FNMA STRIP | | 1/15/2022 | 5.25 | \$ 318,000.00 | \$ 138,142.38 | \$ 213,826.38 | 12/13/2005 |
| 302 DPTF | 31359YCM7 | FNMA STRIP | | 1/15/2023 | 5.25 | \$ 317,000.00 | \$ 130,752.99 | \$ 201,792.69 | 12/13/2005 |
| 302 DPTF | 31358CZ90 | FNMA STRIP | | 2/7/2023 | 6.83 | \$ 2,135,000.00 | \$ 471,386.65 | \$ 1,353,483.25 | 8/10/2000 |
| 302 DPTF | 31358C2A3 | FNMA STRIP | | 8/7/2023 | 6.85 | \$ 3,000,000.00 | \$ 591,450.00 | \$ 1,845,660.00 | 6/28/1999 |
| 302 DPTF | 31359YCP0 | FNMA STRIP | | 1/15/2024 | 6.27 | \$ 1,143,000.00 | \$ 278,697.69 | \$ 684,954.18 | 3/7/2001 |
| 302 DPTF | 31359YCP0 | FNMA STRIP | | 1/15/2024 | 5.25 | \$ 279,000.00 | \$ 109,267.56 | \$ 167,193.54 | 12/13/2005 |
| 302 DPTF | 31358C2B1 | FNMA STRIP | | 2/7/2024 | 6.80 | \$ 1,505,000.00 | \$ 312,829.30 | \$ 898,590.35 | 8/10/2000 |
| 302 DPTF | 31358C2C9 | FNMA STRIP | | 8/7/2024 | 6.71 | \$ 4,405,000.00 | \$ 879,017.75 | \$ 2,551,992.70 | 3/6/2000 |
| 302 DPTF | 31359YCR6 | FNMA STRIP | | 1/15/2025 | 5.29 | \$ 266,000.00 | \$ 98,180.60 | \$ 150,047.94 | 12/13/2005 |
| 302 DPTF | 31358C2D7 | FNMA STRIP | | 2/7/2025 | 6.79 | \$ 2,195,000.00 | \$ 427,761.60 | \$ 1,233,677.80 | 8/10/2000 |
| 302 DPTF | 31364DKF2 | FNMA STRIP | | 4/8/2025 | 6.96 | \$ 1,250,000.00 | \$ 223,375.00 | \$ 695,512.50 | 2/7/2000 |
| 302 DPTF | 31359YCT2 | FNMA STRIP | | 1/15/2026 | 6.24 | \$ 2,350,000.00 | \$ 510,114.50 | \$ 1,247,873.50 | 3/7/2001 |
| 302 DPTF | 31359YCT2 | FNMA STRIP | | 1/15/2026 | 5.23 | \$ 267,000.00 | \$ 94,640.82 | \$ 141,779.67 | 12/13/2005 |
| 302 DPTF | 31364DKL9 | FNMA STRIP | | 10/8/2027 | 6.61 | \$ 2,617,000.00 | \$ 488,018.16 | \$ 1,254,563.63 | 12/11/2001 |

INVS_MONTHEND_INVENTORY
 VisualQED
 INVENTORY
 SETTLEMENT
 7/29/2011

JOSH MANDEL
 TREASURER, STATE OF OHIO

INVESTMENT INVENTORY
 SETTLED POSITIONS AS OF: 07/29/11

| FUND | CUSIP | DESCRIPTION | RATE | MATURITY | YIELD | PAR AMOUNT | BOOK VALUE | MARKET VALUE | 1ST PUR |
|----------|-----------|-----------------------|------|------------|-------|-------------------|------------------|-------------------|------------|
| 302 DPTF | 31359YCX3 | FNMA STRIP | | 1/15/2028 | 5.25 | \$ 513,000.00 | \$ 163,318.68 | \$ 241,956.45 | 12/14/2005 |
| 302 DPTF | 31359YCY1 | FNMA STRIP | | 7/15/2028 | 5.27 | \$ 402,000.00 | \$ 124,161.72 | \$ 184,361.22 | 12/14/2005 |
| 302 DPTF | 31359YCZ8 | FNMA STRIP | | 1/15/2029 | 5.23 | \$ 513,000.00 | \$ 155,772.45 | \$ 228,320.91 | 12/14/2005 |
| 302 DPTF | 31359YDB0 | FNMA STRIP | | 1/15/1930 | 5.18 | \$ 513,000.00 | \$ 149,678.01 | \$ 214,854.66 | 12/14/2005 |
| 302 DPTF | 31359YEA1 | FNMA STRIP | | 5/15/1930 | 5.18 | \$ 1,558,000.00 | \$ 446,896.72 | \$ 638,608.62 | 12/14/2005 |
| | | | | | | \$ 155,584,000.00 | \$ 57,601,015.11 | \$ 128,660,247.59 | |
| 302 DPTF | 31771JKU3 | FICO STRIP | | 2/8/2012 | 2.86 | \$ 300,000.00 | \$ 268,650.00 | \$ 298,986.00 | 3/19/2008 |
| 302 DPTF | 31771CEW1 | FICO STRIP | | 5/30/2016 | 5.58 | \$ 400,000.00 | \$ 197,431.94 | \$ 367,168.00 | 7/29/2003 |
| 302 DPTF | 31771KAA5 | FICO STRIP | | 9/26/2019 | 5.20 | \$ 3,991,000.00 | \$ 2,056,682.03 | \$ 3,147,581.97 | 10/27/2006 |
| | | | | | | \$ 4,691,000.00 | \$ 2,522,763.97 | \$ 3,813,735.97 | |
| 302 DPTF | 46513FK24 | ISRAEL BOND | 2.91 | 5/1/2012 | 2.91 | \$ 3,000,000.00 | \$ 3,000,000.00 | \$ 3,000,000.00 | 5/8/2009 |
| | | | | | | \$ 3,000,000.00 | \$ 3,000,000.00 | \$ 3,000,000.00 | |
| 302 DPTF | STAR30210 | STAR OHIO 27044 | 0.02 | | 0.02 | \$ 967,234.31 | \$ 967,234.31 | \$ 967,234.31 | 12/31/2000 |
| | | | | | | \$ 967,234.31 | \$ 967,234.31 | \$ 967,234.31 | |
| 302 DPTF | 880591CW0 | TVA DEBENTURE | 6.00 | 3/15/2013 | 4.97 | \$ 9,905,000.00 | \$ 10,463,146.75 | \$ 10,788,823.15 | 10/2/2006 |
| 302 DPTF | 880591DW9 | TVA DEBENTURE | 4.75 | 8/1/2013 | 5.14 | \$ 6,500,000.00 | \$ 6,355,765.00 | \$ 7,038,850.00 | 10/24/2006 |
| 302 DPTF | 880591CU4 | TVA DEBENTURE | 6.25 | 12/15/2017 | 6.34 | \$ 6,250,000.00 | \$ 6,195,312.50 | \$ 7,700,812.50 | 5/1/2001 |
| 302 DPTF | 880591CU4 | TVA DEBENTURE | 6.25 | 12/15/2017 | 4.94 | \$ 12,120,000.00 | \$ 13,469,440.80 | \$ 14,933,415.60 | 9/26/2006 |
| | | | | | | \$ 34,775,000.00 | \$ 36,483,665.05 | \$ 40,461,901.25 | |
| 302 DPTF | 88059EGL2 | TVA STRIP | | 11/1/2011 | 6.13 | \$ 11,000,000.00 | \$ 4,853,750.00 | \$ 10,976,680.00 | 4/9/1998 |
| 302 DPTF | 88059EME1 | TVA STRIP | | 1/15/2012 | 5.05 | \$ 150,000.00 | \$ 117,150.00 | \$ 149,412.00 | 1/31/2007 |
| 302 DPTF | 88059EBR4 | TVA STRIP | | 4/15/2012 | 5.83 | \$ 5,200,000.00 | \$ 2,376,400.00 | \$ 5,166,096.00 | 9/1/1998 |
| 302 DPTF | 88059EGM0 | TVA STRIP | | 5/1/2012 | 5.72 | \$ 16,000,000.00 | \$ 7,551,360.00 | \$ 15,887,520.00 | 1/5/1999 |
| 302 DPTF | 88059EGP3 | TVA STRIP | | 5/1/2013 | 6.29 | \$ 1,266,000.00 | \$ 500,019.36 | \$ 1,244,604.60 | 5/1/1998 |
| 302 DPTF | 88059EGP3 | TVA STRIP | | 5/1/2013 | 5.75 | \$ 940,000.00 | \$ 410,704.80 | \$ 924,114.00 | 9/23/1998 |
| 302 DPTF | 88059EGP3 | TVA STRIP | | 5/1/2013 | 6.95 | \$ 7,000,000.00 | \$ 2,786,770.00 | \$ 6,881,700.00 | 11/8/1999 |
| 302 DPTF | 88059EGQ1 | TVA STRIP | | 11/1/2013 | 6.20 | \$ 1,000,000.00 | \$ 387,150.00 | \$ 975,190.00 | 4/16/1998 |
| 302 DPTF | 88059EKS2 | TVA STRIP | | 12/15/2013 | 5.93 | \$ 1,055,000.00 | \$ 431,539.44 | \$ 1,026,799.85 | 8/28/1998 |
| 302 DPTF | 88059EMN1 | TVA STRIP | | 1/15/2016 | 5.06 | \$ 4,000,000.00 | \$ 2,527,560.00 | \$ 3,717,960.00 | 11/6/2006 |
| 302 DPTF | 88059EMN1 | TVA STRIP | | 1/15/2016 | 5.12 | \$ 1,303,000.00 | \$ 819,078.83 | \$ 1,211,125.47 | 11/6/2006 |
| 302 DPTF | 88059EMR2 | TVA STRIP | | 7/15/2017 | 6.02 | \$ 7,000,000.00 | \$ 2,343,740.00 | \$ 6,008,310.00 | 2/4/1999 |
| 302 DPTF | 88059EGY4 | TVA STRIP | | 11/1/2017 | 6.22 | \$ 7,000,000.00 | \$ 2,112,250.00 | \$ 5,929,490.00 | 4/9/1998 |
| 302 DPTF | 88059EGZ1 | TVA STRIP | | 5/1/2018 | 6.26 | \$ 2,250,000.00 | \$ 653,355.00 | \$ 1,861,110.00 | 4/9/1998 |
| 302 DPTF | 88059EHC1 | TVA STRIP | | 11/1/2019 | 5.36 | \$ 367,000.00 | \$ 184,487.23 | \$ 281,070.62 | 10/30/2006 |
| 302 DPTF | 88059EMW1 | TVA STRIP | | 1/15/2020 | 5.32 | \$ 6,099,000.00 | \$ 3,047,060.40 | \$ 4,613,100.63 | 10/27/2006 |
| 302 DPTF | 88059EHH0 | TVA STRIP | | 5/1/2022 | 5.49 | \$ 1,512,000.00 | \$ 652,987.44 | \$ 981,484.56 | 10/25/2006 |
| 302 DPTF | 88059EHH0 | TVA STRIP | | 5/1/2022 | 5.10 | \$ 718,000.00 | \$ 330,466.68 | \$ 466,075.34 | 12/4/2006 |
| 302 DPTF | 88059EHJ6 | TVA STRIP | | 11/1/2022 | 6.26 | \$ 14,828,000.00 | \$ 3,264,977.32 | \$ 9,337,488.16 | 4/13/1998 |
| 302 DPTF | 88059ENC4 | TVA STRIP | | 1/15/2023 | 5.44 | \$ 150,000.00 | \$ 63,690.00 | \$ 93,210.00 | 1/31/2007 |
| 302 DPTF | 88059EHL1 | TVA STRIP | | 11/1/2023 | 6.99 | \$ 2,401,000.00 | \$ 470,668.03 | \$ 1,420,911.80 | 2/7/2000 |
| | | | | | | \$ 91,239,000.00 | \$ 35,885,164.53 | \$ 79,153,453.03 | |
| 302 DPTF | 912820GL5 | US TREASURY STRIP (P) | | 8/15/2011 | 4.52 | \$ 50,000.00 | \$ 40,230.00 | \$ 49,997.00 | 10/4/2006 |
| 302 DPTF | 912820GL5 | US TREASURY STRIP (P) | | 8/15/2011 | 4.68 | \$ 138,000.00 | \$ 110,497.98 | \$ 137,991.72 | 10/26/2006 |
| 302 DPTF | 912820GL5 | US TREASURY STRIP (P) | | 8/15/2011 | 4.27 | \$ 100,000.00 | \$ 84,577.00 | \$ 99,994.00 | 8/28/2007 |
| 302 DPTF | 912820GL5 | US TREASURY STRIP (P) | | 8/15/2011 | 4.22 | \$ 100,000.00 | \$ 85,000.00 | \$ 99,994.00 | 9/25/2007 |
| 302 DPTF | 912833DA5 | US TREASURY STRIP | | 8/15/2011 | 4.45 | \$ 50,000.00 | \$ 40,640.00 | \$ 49,996.50 | 11/28/2006 |
| 302 DPTF | 912833DA5 | US TREASURY STRIP | | 8/15/2011 | 4.05 | \$ 100,000.00 | \$ 85,657.00 | \$ 99,993.00 | 10/5/2007 |

INVS_MONTHEND_INVENTORY
 VisualQED
 INVENTORY
 SETTLEMENT
 7/29/2011

JOSH MANDEL
 TREASURER, STATE OF OHIO

INVESTMENT INVENTORY
 SETTLED POSITIONS AS OF: 07/29/11

| FUND | CUSIP | DESCRIPTION | RATE | MATURITY | YIELD | PAR AMOUNT | BOOK VALUE | MARKET VALUE | 1ST PUR |
|----------|-----------|-----------------------|------|------------|-------|---------------|---------------|---------------|------------|
| 302 DPTF | 912833DA5 | US TREASURY STRIP | | 8/15/2011 | 2.28 | \$ 50,000.00 | \$ 46,800.00 | \$ 49,996.50 | 9/15/2008 |
| 302 DPTF | 912833DA5 | US TREASURY STRIP | | 8/15/2011 | 1.00 | \$ 100,000.00 | \$ 98,039.25 | \$ 99,993.00 | 8/18/2009 |
| 302 DPTF | 912833DA5 | US TREASURY STRIP | | 8/15/2011 | 0.28 | \$ 50,000.00 | \$ 49,859.50 | \$ 49,996.50 | 8/13/2010 |
| 302 DPTF | 912833DA5 | US TREASURY STRIP | | 8/15/2011 | 0.25 | \$ 100,000.00 | \$ 99,782.00 | \$ 99,993.00 | 9/24/2010 |
| 305 DPTF | 912833DA5 | US TREASURY STRIP | | 8/15/2011 | 2.03 | \$ 576,000.00 | \$ 543,237.12 | \$ 575,959.68 | 9/22/2008 |
| 302 DPTF | 912820RN9 | US TREASURY STRIP (P) | | 11/15/2011 | 0.26 | \$ 50,000.00 | \$ 49,875.50 | \$ 49,975.00 | 11/24/2010 |
| 302 DPTF | 912833JX9 | US TREASURY STRIP | | 11/15/2011 | 2.84 | \$ 50,000.00 | \$ 44,745.00 | \$ 49,982.00 | 12/5/2007 |
| 302 DPTF | 912833JX9 | US TREASURY STRIP | | 11/15/2011 | 2.98 | \$ 100,000.00 | \$ 89,087.00 | \$ 99,964.00 | 12/19/2007 |
| 302 DPTF | 912833JX9 | US TREASURY STRIP | | 11/15/2011 | 2.55 | \$ 150,000.00 | \$ 136,050.00 | \$ 149,946.00 | 1/10/2008 |
| 302 DPTF | 912833JX9 | US TREASURY STRIP | | 11/15/2011 | 1.18 | \$ 100,000.00 | \$ 96,551.00 | \$ 99,964.00 | 11/21/2008 |
| 302 DPTF | 912833JX9 | US TREASURY STRIP | | 11/15/2011 | 1.15 | \$ 5,000.00 | \$ 4,831.25 | \$ 4,998.20 | 11/21/2008 |
| 302 DPTF | 912833JX9 | US TREASURY STRIP | | 11/15/2011 | 0.75 | \$ 250,000.00 | \$ 244,775.00 | \$ 249,910.00 | 1/12/2009 |
| 302 DPTF | 912833JX9 | US TREASURY STRIP | | 11/15/2011 | 0.87 | \$ 100,000.00 | \$ 97,619.00 | \$ 99,964.00 | 2/4/2009 |
| 302 DPTF | 912833JX9 | US TREASURY STRIP | | 11/15/2011 | 0.37 | \$ 100,000.00 | \$ 99,277.00 | \$ 99,964.00 | 11/24/2009 |
| 302 DPTF | 912833JX9 | US TREASURY STRIP | | 11/15/2011 | 0.40 | \$ 50,000.00 | \$ 49,641.50 | \$ 49,982.00 | 1/28/2010 |
| 302 DPTF | 912833JX9 | US TREASURY STRIP | | 11/15/2011 | 0.14 | \$ 50,000.00 | \$ 49,930.50 | \$ 49,982.00 | 11/17/2010 |
| 302 DPTF | 912820NX1 | US TREASURY STRIP (P) | | 11/30/2011 | 4.49 | \$ 250,000.00 | \$ 200,705.00 | \$ 249,855.00 | 12/18/2006 |
| 302 DPTF | 912833DB3 | US TREASURY STRIP | | 2/15/2012 | 2.72 | \$ 10,000.00 | \$ 8,984.34 | \$ 9,991.70 | 2/28/2008 |
| 302 DPTF | 912833DB3 | US TREASURY STRIP | | 2/15/2012 | 2.07 | \$ 10,000.00 | \$ 9,230.00 | \$ 9,991.70 | 3/27/2008 |
| 302 DPTF | 912833DB3 | US TREASURY STRIP | | 2/15/2012 | 2.37 | \$ 50,000.00 | \$ 45,627.00 | \$ 49,958.50 | 3/28/2008 |
| 302 DPTF | 912833DB3 | US TREASURY STRIP | | 2/15/2012 | 2.29 | \$ 50,000.00 | \$ 45,822.00 | \$ 49,958.50 | 4/16/2008 |
| 302 DPTF | 912833DB3 | US TREASURY STRIP | | 2/15/2012 | 2.19 | \$ 10,000.00 | \$ 9,200.00 | \$ 9,991.70 | 4/16/2008 |
| 302 DPTF | 912833DB3 | US TREASURY STRIP | | 2/15/2012 | 2.83 | \$ 25,000.00 | \$ 22,468.25 | \$ 24,979.25 | 4/28/2008 |
| 302 DPTF | 912833DB3 | US TREASURY STRIP | | 2/15/2012 | 1.60 | \$ 50,000.00 | \$ 47,687.00 | \$ 49,958.50 | 2/27/2009 |
| 302 DPTF | 912833DB3 | US TREASURY STRIP | | 2/15/2012 | 1.58 | \$ 50,000.00 | \$ 47,762.50 | \$ 49,958.50 | 3/20/2009 |
| 302 DPTF | 912833DB3 | US TREASURY STRIP | | 2/15/2012 | 1.51 | \$ 100,000.00 | \$ 95,758.00 | \$ 99,917.00 | 3/30/2009 |
| 302 DPTF | 912833DB3 | US TREASURY STRIP | | 2/15/2012 | 1.26 | \$ 5,000.00 | \$ 4,825.00 | \$ 4,995.85 | 4/13/2009 |
| 302 DPTF | 912833DB3 | US TREASURY STRIP | | 2/15/2012 | 1.55 | \$ 50,000.00 | \$ 47,865.50 | \$ 49,958.50 | 4/16/2009 |
| 302 DPTF | 912833DB3 | US TREASURY STRIP | | 2/15/2012 | 1.31 | \$ 50,000.00 | \$ 48,191.50 | \$ 49,958.50 | 4/24/2009 |
| 302 DPTF | 912833DB3 | US TREASURY STRIP | | 2/15/2012 | 0.86 | \$ 100,000.00 | \$ 98,282.00 | \$ 99,917.00 | 2/8/2010 |
| 302 DPTF | 912833DB3 | US TREASURY STRIP | | 2/15/2012 | 0.80 | \$ 50,000.00 | \$ 49,228.50 | \$ 49,958.50 | 3/3/2010 |
| 302 DPTF | 912833DB3 | US TREASURY STRIP | | 2/15/2012 | 0.79 | \$ 100,000.00 | \$ 98,482.00 | \$ 99,917.00 | 3/12/2010 |
| 302 DPTF | 912833DB3 | US TREASURY STRIP | | 2/15/2012 | 0.97 | \$ 50,000.00 | \$ 49,108.50 | \$ 49,958.50 | 4/8/2010 |
| 302 DPTF | 912833DB3 | US TREASURY STRIP | | 2/15/2012 | 0.89 | \$ 50,000.00 | \$ 49,213.50 | \$ 49,958.50 | 4/30/2010 |
| 302 DPTF | 912833DB3 | US TREASURY STRIP | | 2/15/2012 | 0.27 | \$ 50,000.00 | \$ 49,870.00 | \$ 49,958.50 | 2/28/2011 |
| 302 DPTF | 912833DB3 | US TREASURY STRIP | | 2/15/2012 | 0.23 | \$ 100,000.00 | \$ 99,806.00 | \$ 99,917.00 | 4/12/2011 |
| 302 DPTF | 912833DB3 | US TREASURY STRIP | | 2/15/2012 | 0.06 | \$ 100,000.00 | \$ 99,953.00 | \$ 99,917.00 | 5/5/2011 |
| 302 DPTF | 912820TP2 | US TREASURY STRIP (P) | | 5/15/2012 | 0.83 | \$ 25,000.00 | \$ 24,586.75 | \$ 24,958.00 | 5/14/2010 |
| 302 DPTF | 912820TP2 | US TREASURY STRIP (P) | | 5/15/2012 | 0.51 | \$ 50,000.00 | \$ 49,526.50 | \$ 49,916.00 | 6/30/2010 |
| 302 DPTF | 912820TP2 | US TREASURY STRIP (P) | | 5/15/2012 | 0.23 | \$ 100,000.00 | \$ 99,772.00 | \$ 99,832.00 | 5/9/2011 |
| 302 DPTF | 912820TP2 | US TREASURY STRIP (P) | | 5/15/2012 | 0.21 | \$ 50,000.00 | \$ 49,908.50 | \$ 49,916.00 | 6/23/2011 |
| 302 DPTF | 912833JY7 | US TREASURY STRIP | | 5/15/2012 | 4.46 | \$ 50,000.00 | \$ 40,181.00 | \$ 49,907.00 | 5/31/2007 |
| 302 DPTF | 912833JY7 | US TREASURY STRIP | | 5/15/2012 | 4.74 | \$ 50,000.00 | \$ 39,771.00 | \$ 49,907.00 | 6/26/2007 |
| 302 DPTF | 912833JY7 | US TREASURY STRIP | | 5/15/2012 | 4.48 | \$ 100,000.00 | \$ 80,885.00 | \$ 99,814.00 | 7/30/2007 |
| 302 DPTF | 912833JY7 | US TREASURY STRIP | | 5/15/2012 | 2.80 | \$ 50,000.00 | \$ 44,777.50 | \$ 49,907.00 | 5/27/2008 |
| 302 DPTF | 912833JY7 | US TREASURY STRIP | | 5/15/2012 | 2.91 | \$ 25,000.00 | \$ 22,315.50 | \$ 24,953.50 | 6/9/2008 |
| 302 DPTF | 912833JY7 | US TREASURY STRIP | | 5/15/2012 | 2.88 | \$ 10,000.00 | \$ 8,957.80 | \$ 9,981.40 | 7/11/2008 |
| 302 DPTF | 912833JY7 | US TREASURY STRIP | | 5/15/2012 | 1.37 | \$ 150,000.00 | \$ 143,968.50 | \$ 149,721.00 | 5/13/2009 |
| 302 DPTF | 912833JY7 | US TREASURY STRIP | | 5/15/2012 | 1.42 | \$ 50,000.00 | \$ 48,092.08 | \$ 49,907.00 | 8/18/2009 |
| 302 DPTF | 912833JY7 | US TREASURY STRIP | | 5/15/2012 | 0.66 | \$ 306,000.00 | \$ 301,998.13 | \$ 305,430.84 | 5/11/2010 |
| 302 DPTF | 912833JY7 | US TREASURY STRIP | | 5/15/2012 | 0.46 | \$ 100,000.00 | \$ 99,163.00 | \$ 99,814.00 | 7/13/2010 |
| 302 DPTF | 912833JY7 | US TREASURY STRIP | | 5/15/2012 | 0.10 | \$ 100,000.00 | \$ 99,904.00 | \$ 99,814.00 | 6/13/2011 |
| 302 DPTF | 912833JY7 | US TREASURY STRIP | | 5/15/2012 | 0.11 | \$ 50,000.00 | \$ 49,953.00 | \$ 49,907.00 | 6/27/2011 |

INVS_MONTHEND_INVENTORY
 VisualQED
 INVENTORY
 SETTLEMENT
 7/29/2011

JOSH MANDEL
 TREASURER, STATE OF OHIO

INVESTMENT INVENTORY
 SETTLED POSITIONS AS OF: 07/29/11

| FUND | CUSIP | DESCRIPTION | RATE | MATURITY | YIELD | PAR AMOUNT | BOOK VALUE | MARKET VALUE | 1ST PUR |
|----------|-----------|-----------------------|------|------------|-------|-----------------|-----------------|-----------------|------------|
| 305 DPTF | 912833JY7 | US TREASURY STRIP | | 5/15/2012 | 2.82 | \$ 7,538,000.00 | \$ 6,743,042.52 | \$ 7,523,979.32 | 5/22/2008 |
| 302 DPTF | 912820HF7 | US TREASURY STRIP (P) | | 8/15/2012 | 4.55 | \$ 50,000.00 | \$ 38,405.50 | \$ 49,876.00 | 10/4/2006 |
| 302 DPTF | 912820HF7 | US TREASURY STRIP (P) | | 8/15/2012 | 4.72 | \$ 138,000.00 | \$ 105,240.18 | \$ 137,657.76 | 10/26/2006 |
| 302 DPTF | 912820HF7 | US TREASURY STRIP (P) | | 8/15/2012 | 4.49 | \$ 50,000.00 | \$ 38,794.00 | \$ 49,876.00 | 11/28/2006 |
| 302 DPTF | 912820HF7 | US TREASURY STRIP (P) | | 8/15/2012 | 4.30 | \$ 100,000.00 | \$ 80,960.00 | \$ 99,752.00 | 8/28/2007 |
| 302 DPTF | 912833DC1 | US TREASURY STRIP | | 8/15/2012 | 4.31 | \$ 100,000.00 | \$ 81,180.00 | \$ 99,774.00 | 9/25/2007 |
| 302 DPTF | 912833DC1 | US TREASURY STRIP | | 8/15/2012 | 4.15 | \$ 100,000.00 | \$ 81,889.00 | \$ 99,774.00 | 10/5/2007 |
| 302 DPTF | 912833DC1 | US TREASURY STRIP | | 8/15/2012 | 2.69 | \$ 50,000.00 | \$ 45,025.00 | \$ 49,887.00 | 9/15/2008 |
| 302 DPTF | 912833DC1 | US TREASURY STRIP | | 8/15/2012 | 1.64 | \$ 100,000.00 | \$ 95,233.25 | \$ 99,774.00 | 8/18/2009 |
| 302 DPTF | 912833DC1 | US TREASURY STRIP | | 8/15/2012 | 0.53 | \$ 50,000.00 | \$ 49,477.00 | \$ 49,887.00 | 8/13/2010 |
| 302 DPTF | 912833DC1 | US TREASURY STRIP | | 8/15/2012 | 0.44 | \$ 100,000.00 | \$ 99,182.00 | \$ 99,774.00 | 9/24/2010 |
| 305 DPTF | 912833DC1 | US TREASURY STRIP | | 8/15/2012 | 2.44 | \$ 576,000.00 | \$ 524,056.32 | \$ 574,698.24 | 9/22/2008 |
| 302 DPTF | 912820HL4 | US TREASURY STRIP (P) | | 11/15/2012 | 4.48 | \$ 250,000.00 | \$ 192,372.50 | \$ 249,087.50 | 12/18/2006 |
| 302 DPTF | 912820HL4 | US TREASURY STRIP (P) | | 11/15/2012 | 1.20 | \$ 100,000.00 | \$ 96,498.00 | \$ 99,635.00 | 11/24/2009 |
| 302 DPTF | 912820UT2 | US TREASURY STRIP (P) | | 11/15/2012 | 0.49 | \$ 50,000.00 | \$ 49,519.00 | \$ 49,817.50 | 11/24/2010 |
| 302 DPTF | 912820UT2 | US TREASURY STRIP (P) | | 11/15/2012 | 0.59 | \$ 100,000.00 | \$ 98,951.00 | \$ 99,635.00 | 1/31/2011 |
| 302 DPTF | 912833JZ4 | US TREASURY STRIP | | 11/15/2012 | 3.38 | \$ 50,000.00 | \$ 42,370.00 | \$ 49,863.00 | 12/5/2007 |
| 302 DPTF | 912833JZ4 | US TREASURY STRIP | | 11/15/2012 | 3.62 | \$ 100,000.00 | \$ 83,859.00 | \$ 99,726.00 | 12/19/2007 |
| 302 DPTF | 912833JZ4 | US TREASURY STRIP | | 11/15/2012 | 3.13 | \$ 150,000.00 | \$ 129,015.00 | \$ 149,589.00 | 1/10/2008 |
| 302 DPTF | 912833JZ4 | US TREASURY STRIP | | 11/15/2012 | 2.05 | \$ 100,000.00 | \$ 92,197.00 | \$ 99,726.00 | 11/21/2008 |
| 302 DPTF | 912833JZ4 | US TREASURY STRIP | | 11/15/2012 | 1.73 | \$ 5,000.00 | \$ 4,668.20 | \$ 4,986.30 | 11/21/2008 |
| 302 DPTF | 912833JZ4 | US TREASURY STRIP | | 11/15/2012 | 1.59 | \$ 250,000.00 | \$ 235,250.00 | \$ 249,315.00 | 1/12/2009 |
| 302 DPTF | 912833JZ4 | US TREASURY STRIP | | 11/15/2012 | 1.73 | \$ 100,000.00 | \$ 93,720.00 | \$ 99,726.00 | 2/4/2009 |
| 302 DPTF | 912833JZ4 | US TREASURY STRIP | | 11/15/2012 | 1.25 | \$ 50,000.00 | \$ 48,289.50 | \$ 49,863.00 | 1/28/2010 |
| 302 DPTF | 912833JZ4 | US TREASURY STRIP | | 11/15/2012 | 0.45 | \$ 50,000.00 | \$ 49,554.00 | \$ 49,863.00 | 11/17/2010 |
| 302 DPTF | 912820HR1 | US TREASURY STRIP (P) | | 2/15/2013 | 4.50 | \$ 50,000.00 | \$ 38,516.50 | \$ 49,747.50 | 4/3/2007 |
| 302 DPTF | 912820HR1 | US TREASURY STRIP (P) | | 2/15/2013 | 4.65 | \$ 100,000.00 | \$ 76,438.00 | \$ 99,495.00 | 4/12/2007 |
| 302 DPTF | 912820HR1 | US TREASURY STRIP (P) | | 2/15/2013 | 4.50 | \$ 100,000.00 | \$ 77,266.00 | \$ 99,495.00 | 4/30/2007 |
| 302 DPTF | 912833DD9 | US TREASURY STRIP | | 2/15/2013 | 2.95 | \$ 10,000.00 | \$ 8,646.96 | \$ 9,954.70 | 2/28/2008 |
| 302 DPTF | 912833DD9 | US TREASURY STRIP | | 2/15/2013 | 2.40 | \$ 10,000.00 | \$ 8,900.00 | \$ 9,954.70 | 3/27/2008 |
| 302 DPTF | 912833DD9 | US TREASURY STRIP | | 2/15/2013 | 2.63 | \$ 50,000.00 | \$ 44,009.00 | \$ 49,773.50 | 3/28/2008 |
| 302 DPTF | 912833DD9 | US TREASURY STRIP | | 2/15/2013 | 2.55 | \$ 50,000.00 | \$ 44,237.00 | \$ 49,773.50 | 4/16/2008 |
| 302 DPTF | 912833DD9 | US TREASURY STRIP | | 2/15/2013 | 2.51 | \$ 10,000.00 | \$ 8,865.00 | \$ 9,954.70 | 4/16/2008 |
| 302 DPTF | 912833DD9 | US TREASURY STRIP | | 2/15/2013 | 3.07 | \$ 25,000.00 | \$ 21,599.00 | \$ 24,886.75 | 4/28/2008 |
| 302 DPTF | 912833DD9 | US TREASURY STRIP | | 2/15/2013 | 1.89 | \$ 50,000.00 | \$ 46,404.00 | \$ 49,773.50 | 2/27/2009 |
| 302 DPTF | 912833DD9 | US TREASURY STRIP | | 2/15/2013 | 1.93 | \$ 50,000.00 | \$ 46,392.50 | \$ 49,773.50 | 3/20/2009 |
| 302 DPTF | 912833DD9 | US TREASURY STRIP | | 2/15/2013 | 1.86 | \$ 100,000.00 | \$ 93,066.00 | \$ 99,547.00 | 3/30/2009 |
| 302 DPTF | 912833DD9 | US TREASURY STRIP | | 2/15/2013 | 1.55 | \$ 5,000.00 | \$ 4,712.50 | \$ 4,977.35 | 4/13/2009 |
| 302 DPTF | 912833DD9 | US TREASURY STRIP | | 2/15/2013 | 1.84 | \$ 50,000.00 | \$ 46,617.00 | \$ 49,773.50 | 4/16/2009 |
| 302 DPTF | 912833DD9 | US TREASURY STRIP | | 2/15/2013 | 1.65 | \$ 50,000.00 | \$ 46,958.00 | \$ 49,773.50 | 4/24/2009 |
| 302 DPTF | 912833DD9 | US TREASURY STRIP | | 2/15/2013 | 1.44 | \$ 100,000.00 | \$ 95,761.00 | \$ 99,547.00 | 2/8/2010 |
| 302 DPTF | 912833DD9 | US TREASURY STRIP | | 2/15/2013 | 1.34 | \$ 50,000.00 | \$ 48,064.50 | \$ 49,773.50 | 3/3/2010 |
| 302 DPTF | 912833DD9 | US TREASURY STRIP | | 2/15/2013 | 1.32 | \$ 100,000.00 | \$ 96,208.00 | \$ 99,547.00 | 3/12/2010 |
| 302 DPTF | 912833DD9 | US TREASURY STRIP | | 2/15/2013 | 1.58 | \$ 50,000.00 | \$ 47,807.00 | \$ 49,773.50 | 4/8/2010 |
| 302 DPTF | 912833DD9 | US TREASURY STRIP | | 2/15/2013 | 1.41 | \$ 50,000.00 | \$ 48,081.00 | \$ 49,773.50 | 4/30/2010 |
| 302 DPTF | 912833DD9 | US TREASURY STRIP | | 2/15/2013 | 0.76 | \$ 50,000.00 | \$ 49,265.50 | \$ 49,773.50 | 2/28/2011 |
| 302 DPTF | 912833DD9 | US TREASURY STRIP | | 2/15/2013 | 0.74 | \$ 100,000.00 | \$ 98,646.00 | \$ 99,547.00 | 4/12/2011 |
| 302 DPTF | 912833DD9 | US TREASURY STRIP | | 2/15/2013 | 0.47 | \$ 100,000.00 | \$ 99,162.00 | \$ 99,547.00 | 5/5/2011 |
| 302 DPTF | 912820HX8 | US TREASURY STRIP (P) | | 5/15/2013 | 4.78 | \$ 100,000.00 | \$ 76,058.00 | \$ 99,369.00 | 7/30/2007 |
| 302 DPTF | 912820VX2 | US TREASURY STRIP (P) | | 5/15/2013 | 0.56 | \$ 100,000.00 | \$ 98,874.00 | \$ 99,369.00 | 5/9/2011 |
| 302 DPTF | 912820VX2 | US TREASURY STRIP (P) | | 5/15/2013 | 0.38 | \$ 50,000.00 | \$ 49,643.50 | \$ 49,684.50 | 6/23/2011 |
| 302 DPTF | 912833KA7 | US TREASURY STRIP | | 5/15/2013 | 4.78 | \$ 50,000.00 | \$ 37,732.00 | \$ 49,778.00 | 5/31/2007 |
| 302 DPTF | 912833KA7 | US TREASURY STRIP | | 5/15/2013 | 5.03 | \$ 50,000.00 | \$ 37,323.50 | \$ 49,778.00 | 6/26/2007 |

INVS_MONTHEND_INVENTORY
 VisualQED
 INVENTORY
 SETTLEMENT
 7/29/2011

JOSH MANDEL
 TREASURER, STATE OF OHIO

INVESTMENT INVENTORY
 SETTLED POSITIONS AS OF: 07/29/11

| FUND | CUSIP | DESCRIPTION | RATE | MATURITY | YIELD | PAR AMOUNT | BOOK VALUE | MARKET VALUE | 1ST PUR |
|----------|-----------|-----------------------|------|------------|---------|-----------------|-----------------|--------------|------------|
| 302 DPTF | 912833KA7 | US TREASURY STRIP | | 5/15/2013 | 4.90 \$ | 50,000.00 \$ | 37,655.00 \$ | 49,778.00 | 7/6/2007 |
| 302 DPTF | 912833KA7 | US TREASURY STRIP | | 5/15/2013 | 3.05 \$ | 50,000.00 \$ | 43,020.00 \$ | 49,778.00 | 5/27/2008 |
| 302 DPTF | 912833KA7 | US TREASURY STRIP | | 5/15/2013 | 3.28 \$ | 25,000.00 \$ | 21,293.75 \$ | 24,889.00 | 6/9/2008 |
| 302 DPTF | 912833KA7 | US TREASURY STRIP | | 5/15/2013 | 3.26 \$ | 10,000.00 \$ | 8,551.00 \$ | 9,955.60 | 7/11/2008 |
| 302 DPTF | 912833KA7 | US TREASURY STRIP | | 5/15/2013 | 1.93 \$ | 150,000.00 \$ | 138,891.00 \$ | 149,334.00 | 5/13/2009 |
| 302 DPTF | 912833KA7 | US TREASURY STRIP | | 5/15/2013 | 2.15 \$ | 50,000.00 \$ | 46,163.42 \$ | 49,778.00 | 8/18/2009 |
| 302 DPTF | 912833KA7 | US TREASURY STRIP | | 5/15/2013 | 1.35 \$ | 306,000.00 \$ | 293,870.77 \$ | 304,641.36 | 5/11/2010 |
| 302 DPTF | 912833KA7 | US TREASURY STRIP | | 5/15/2013 | 1.36 \$ | 25,000.00 \$ | 24,001.50 \$ | 24,889.00 | 5/14/2010 |
| 302 DPTF | 912833KA7 | US TREASURY STRIP | | 5/15/2013 | 0.90 \$ | 50,000.00 \$ | 48,727.00 \$ | 49,778.00 | 6/30/2010 |
| 302 DPTF | 912833KA7 | US TREASURY STRIP | | 5/15/2013 | 0.97 \$ | 100,000.00 \$ | 97,301.00 \$ | 99,556.00 | 7/13/2010 |
| 302 DPTF | 912833KA7 | US TREASURY STRIP | | 5/15/2013 | 0.28 \$ | 100,000.00 \$ | 99,470.00 \$ | 99,556.00 | 6/13/2011 |
| 302 DPTF | 912833KA7 | US TREASURY STRIP | | 5/15/2013 | 0.23 \$ | 50,000.00 \$ | 49,780.00 \$ | 49,778.00 | 6/27/2011 |
| 305 DPTF | 912833KA7 | US TREASURY STRIP | | 5/15/2013 | 3.22 \$ | 7,538,000.00 \$ | 6,429,838.62 \$ | 7,504,531.28 | 5/22/2008 |
| 302 DPTF | 912820JE8 | US TREASURY STRIP (P) | | 8/15/2013 | 4.55 \$ | 50,000.00 \$ | 36,715.50 \$ | 49,607.00 | 10/4/2006 |
| 302 DPTF | 912820JE8 | US TREASURY STRIP (P) | | 8/15/2013 | 4.77 \$ | 138,000.00 \$ | 100,165.92 \$ | 136,915.32 | 10/26/2006 |
| 302 DPTF | 912820JE8 | US TREASURY STRIP (P) | | 8/15/2013 | 4.34 \$ | 100,000.00 \$ | 77,407.00 \$ | 99,214.00 | 8/28/2007 |
| 302 DPTF | 912820JE8 | US TREASURY STRIP (P) | | 8/15/2013 | 4.41 \$ | 100,000.00 \$ | 77,370.00 \$ | 99,214.00 | 9/25/2007 |
| 302 DPTF | 912820JE8 | US TREASURY STRIP (P) | | 8/15/2013 | 4.24 \$ | 100,000.00 \$ | 78,198.00 \$ | 99,214.00 | 10/5/2007 |
| 302 DPTF | 912833DE7 | US TREASURY STRIP | | 8/15/2013 | 4.49 \$ | 50,000.00 \$ | 37,121.50 \$ | 49,584.00 | 11/28/2006 |
| 302 DPTF | 912833DE7 | US TREASURY STRIP | | 8/15/2013 | 2.85 \$ | 50,000.00 \$ | 43,500.00 \$ | 49,584.00 | 9/15/2008 |
| 302 DPTF | 912833DE7 | US TREASURY STRIP | | 8/15/2013 | 2.22 \$ | 100,000.00 \$ | 91,552.25 \$ | 99,168.00 | 8/18/2009 |
| 302 DPTF | 912833DE7 | US TREASURY STRIP | | 8/15/2013 | 0.85 \$ | 50,000.00 \$ | 48,749.00 \$ | 49,584.00 | 8/13/2010 |
| 302 DPTF | 912833DE7 | US TREASURY STRIP | | 8/15/2013 | 0.70 \$ | 100,000.00 \$ | 98,014.00 \$ | 99,168.00 | 9/24/2010 |
| 305 DPTF | 912833DE7 | US TREASURY STRIP | | 8/15/2013 | 2.60 \$ | 576,000.00 \$ | 507,507.84 \$ | 571,207.68 | 9/22/2008 |
| 302 DPTF | 912820JN8 | US TREASURY STRIP (P) | | 11/15/2013 | 4.52 \$ | 250,000.00 \$ | 183,630.00 \$ | 247,702.50 | 12/18/2006 |
| 302 DPTF | 912833KB5 | US TREASURY STRIP | | 11/15/2013 | 3.56 \$ | 50,000.00 \$ | 40,545.00 \$ | 49,547.00 | 12/5/2007 |
| 302 DPTF | 912833KB5 | US TREASURY STRIP | | 11/15/2013 | 3.79 \$ | 100,000.00 \$ | 80,110.00 \$ | 99,094.00 | 12/19/2007 |
| 302 DPTF | 912833KB5 | US TREASURY STRIP | | 11/15/2013 | 3.34 \$ | 150,000.00 \$ | 123,600.00 \$ | 148,641.00 | 1/10/2008 |
| 302 DPTF | 912833KB5 | US TREASURY STRIP | | 11/15/2013 | 2.29 \$ | 100,000.00 \$ | 89,273.00 \$ | 99,094.00 | 11/21/2008 |
| 302 DPTF | 912833KB5 | US TREASURY STRIP | | 11/15/2013 | 2.19 \$ | 5,000.00 \$ | 4,485.00 \$ | 4,954.70 | 11/21/2008 |
| 302 DPTF | 912833KB5 | US TREASURY STRIP | | 11/15/2013 | 1.78 \$ | 250,000.00 \$ | 229,452.50 \$ | 247,735.00 | 1/12/2009 |
| 302 DPTF | 912833KB5 | US TREASURY STRIP | | 11/15/2013 | 1.91 \$ | 100,000.00 \$ | 91,321.00 \$ | 99,094.00 | 2/4/2009 |
| 302 DPTF | 912833KB5 | US TREASURY STRIP | | 11/15/2013 | 1.85 \$ | 100,000.00 \$ | 92,932.00 \$ | 99,094.00 | 11/24/2009 |
| 302 DPTF | 912833KB5 | US TREASURY STRIP | | 11/15/2013 | 1.86 \$ | 50,000.00 \$ | 46,607.00 \$ | 49,547.00 | 1/28/2010 |
| 302 DPTF | 912833KB5 | US TREASURY STRIP | | 11/15/2013 | 0.66 \$ | 50,000.00 \$ | 49,023.00 \$ | 49,547.00 | 11/17/2010 |
| 302 DPTF | 912833KB5 | US TREASURY STRIP | | 11/15/2013 | 0.78 \$ | 50,000.00 \$ | 48,862.50 \$ | 49,547.00 | 11/24/2010 |
| 302 DPTF | 912833KB5 | US TREASURY STRIP | | 11/15/2013 | 0.97 \$ | 100,000.00 \$ | 97,342.00 \$ | 99,094.00 | 1/31/2011 |
| 302 DPTF | 912820JX6 | US TREASURY STRIP (P) | | 2/15/2014 | 4.57 \$ | 50,000.00 \$ | 36,656.50 \$ | 49,405.00 | 4/3/2007 |
| 302 DPTF | 912833DF4 | US TREASURY STRIP | | 2/15/2014 | 4.71 \$ | 100,000.00 \$ | 72,711.00 \$ | 98,785.00 | 4/12/2007 |
| 302 DPTF | 912833DF4 | US TREASURY STRIP | | 2/15/2014 | 4.57 \$ | 100,000.00 \$ | 73,585.00 \$ | 98,785.00 | 4/30/2007 |
| 302 DPTF | 912833DF4 | US TREASURY STRIP | | 2/15/2014 | 3.29 \$ | 10,000.00 \$ | 8,231.40 \$ | 9,878.50 | 2/28/2008 |
| 302 DPTF | 912833DF4 | US TREASURY STRIP | | 2/15/2014 | 2.56 \$ | 10,000.00 \$ | 8,610.00 \$ | 9,878.50 | 3/27/2008 |
| 302 DPTF | 912833DF4 | US TREASURY STRIP | | 2/15/2014 | 2.87 \$ | 50,000.00 \$ | 42,281.00 \$ | 49,392.50 | 3/28/2008 |
| 302 DPTF | 912833DF4 | US TREASURY STRIP | | 2/15/2014 | 2.79 \$ | 50,000.00 \$ | 42,551.00 \$ | 49,392.50 | 4/16/2008 |
| 302 DPTF | 912833DF4 | US TREASURY STRIP | | 2/15/2014 | 2.67 \$ | 10,000.00 \$ | 8,565.00 \$ | 9,878.50 | 4/16/2008 |
| 302 DPTF | 912833DF4 | US TREASURY STRIP | | 2/15/2014 | 3.30 \$ | 25,000.00 \$ | 20,677.75 \$ | 24,696.25 | 4/28/2008 |
| 302 DPTF | 912833DF4 | US TREASURY STRIP | | 2/15/2014 | 2.30 \$ | 50,000.00 \$ | 44,624.50 \$ | 49,392.50 | 2/27/2009 |
| 302 DPTF | 912833DF4 | US TREASURY STRIP | | 2/15/2014 | 2.29 \$ | 50,000.00 \$ | 44,723.00 \$ | 49,392.50 | 3/20/2009 |
| 302 DPTF | 912833DF4 | US TREASURY STRIP | | 2/15/2014 | 2.23 \$ | 100,000.00 \$ | 89,740.00 \$ | 98,785.00 | 3/30/2009 |
| 302 DPTF | 912833DF4 | US TREASURY STRIP | | 2/15/2014 | 1.96 \$ | 5,000.00 \$ | 4,550.00 \$ | 4,939.25 | 4/13/2009 |
| 302 DPTF | 912833DF4 | US TREASURY STRIP | | 2/15/2014 | 2.24 \$ | 50,000.00 \$ | 44,902.00 \$ | 49,392.50 | 4/16/2009 |
| 302 DPTF | 912833DF4 | US TREASURY STRIP | | 2/15/2014 | 2.09 \$ | 50,000.00 \$ | 45,245.50 \$ | 49,392.50 | 4/24/2009 |
| 302 DPTF | 912833DF4 | US TREASURY STRIP | | 2/15/2014 | 2.02 \$ | 100,000.00 \$ | 92,240.00 \$ | 98,785.00 | 2/8/2010 |

INVS_MONTHEND_INVENTORY
 VisualQED
 INVENTORY
 SETTLEMENT
 7/29/2011

JOSH MANDEL
 TREASURER, STATE OF OHIO

INVESTMENT INVENTORY
 SETTLED POSITIONS AS OF: 07/29/11

| FUND | CUSIP | DESCRIPTION | RATE | MATURITY | YIELD | PAR AMOUNT | BOOK VALUE | MARKET VALUE | 1ST PUR |
|----------|-----------|-----------------------|------|------------|---------|-----------------|-----------------|--------------|------------|
| 302 DPTF | 912833DF4 | US TREASURY STRIP | | 2/15/2014 | 1.94 \$ | 50,000.00 \$ | 46,328.50 \$ | 49,392.50 | 3/3/2010 |
| 302 DPTF | 912833DF4 | US TREASURY STRIP | | 2/15/2014 | 1.90 \$ | 100,000.00 \$ | 92,850.00 \$ | 98,785.00 | 3/12/2010 |
| 302 DPTF | 912833DF4 | US TREASURY STRIP | | 2/15/2014 | 2.18 \$ | 50,000.00 \$ | 45,992.00 \$ | 49,392.50 | 4/8/2010 |
| 302 DPTF | 912833DF4 | US TREASURY STRIP | | 2/15/2014 | 1.96 \$ | 50,000.00 \$ | 46,441.00 \$ | 49,392.50 | 4/30/2010 |
| 302 DPTF | 912833DF4 | US TREASURY STRIP | | 2/15/2014 | 1.23 \$ | 50,000.00 \$ | 48,222.50 \$ | 49,392.50 | 2/28/2011 |
| 302 DPTF | 912833DF4 | US TREASURY STRIP | | 2/15/2014 | 1.24 \$ | 100,000.00 \$ | 96,544.00 \$ | 98,785.00 | 4/12/2011 |
| 302 DPTF | 912833DF4 | US TREASURY STRIP | | 2/15/2014 | 0.90 \$ | 100,000.00 \$ | 97,538.00 \$ | 98,785.00 | 5/5/2011 |
| 302 DPTF | 912833KC3 | US TREASURY STRIP | | 5/15/2014 | 4.85 \$ | 50,000.00 \$ | 35,825.50 \$ | 49,263.50 | 5/31/2007 |
| 302 DPTF | 912833KC3 | US TREASURY STRIP | | 5/15/2014 | 5.12 \$ | 50,000.00 \$ | 35,312.50 \$ | 49,263.50 | 6/26/2007 |
| 302 DPTF | 912833KC3 | US TREASURY STRIP | | 5/15/2014 | 4.98 \$ | 50,000.00 \$ | 35,695.00 \$ | 49,263.50 | 7/6/2007 |
| 302 DPTF | 912833KC3 | US TREASURY STRIP | | 5/15/2014 | 4.86 \$ | 100,000.00 \$ | 72,165.00 \$ | 98,527.00 | 7/30/2007 |
| 302 DPTF | 912833KC3 | US TREASURY STRIP | | 5/15/2014 | 3.24 \$ | 50,000.00 \$ | 41,274.00 \$ | 49,263.50 | 5/27/2008 |
| 302 DPTF | 912833KC3 | US TREASURY STRIP | | 5/15/2014 | 3.32 \$ | 25,000.00 \$ | 20,564.00 \$ | 24,631.75 | 6/9/2008 |
| 302 DPTF | 912833KC3 | US TREASURY STRIP | | 5/15/2014 | 3.44 \$ | 10,000.00 \$ | 8,193.90 \$ | 9,852.70 | 7/11/2008 |
| 302 DPTF | 912833KC3 | US TREASURY STRIP | | 5/15/2014 | 2.45 \$ | 150,000.00 \$ | 132,813.00 \$ | 147,790.50 | 5/13/2009 |
| 302 DPTF | 912833KC3 | US TREASURY STRIP | | 5/15/2014 | 2.71 \$ | 50,000.00 \$ | 44,018.75 \$ | 49,263.50 | 8/18/2009 |
| 302 DPTF | 912833KC3 | US TREASURY STRIP | | 5/15/2014 | 1.87 \$ | 306,000.00 \$ | 284,045.11 \$ | 301,492.62 | 5/11/2010 |
| 302 DPTF | 912833KC3 | US TREASURY STRIP | | 5/15/2014 | 1.91 \$ | 25,000.00 \$ | 23,165.50 \$ | 24,631.75 | 5/14/2010 |
| 302 DPTF | 912833KC3 | US TREASURY STRIP | | 5/15/2014 | 1.40 \$ | 50,000.00 \$ | 47,368.50 \$ | 49,263.50 | 6/30/2010 |
| 302 DPTF | 912833KC3 | US TREASURY STRIP | | 5/15/2014 | 1.49 \$ | 100,000.00 \$ | 94,445.00 \$ | 98,527.00 | 7/13/2010 |
| 302 DPTF | 912833KC3 | US TREASURY STRIP | | 5/15/2014 | 1.04 \$ | 100,000.00 \$ | 96,931.00 \$ | 98,527.00 | 5/9/2011 |
| 302 DPTF | 912833KC3 | US TREASURY STRIP | | 5/15/2014 | 0.68 \$ | 100,000.00 \$ | 98,035.00 \$ | 98,527.00 | 6/13/2011 |
| 302 DPTF | 912833KC3 | US TREASURY STRIP | | 5/15/2014 | 0.67 \$ | 50,000.00 \$ | 49,041.50 \$ | 49,263.50 | 6/23/2011 |
| 302 DPTF | 912833KC3 | US TREASURY STRIP | | 5/15/2014 | 0.65 \$ | 50,000.00 \$ | 49,078.00 \$ | 49,263.50 | 6/27/2011 |
| 305 DPTF | 912833KC3 | US TREASURY STRIP | | 5/15/2014 | 3.44 \$ | 7,538,000.00 \$ | 6,145,505.26 \$ | 7,426,965.26 | 5/22/2008 |
| 302 DPTF | 912833DG2 | US TREASURY STRIP | | 8/15/2014 | 4.63 \$ | 50,000.00 \$ | 34,885.50 \$ | 49,010.00 | 10/4/2006 |
| 302 DPTF | 912833DG2 | US TREASURY STRIP | | 8/15/2014 | 4.78 \$ | 138,000.00 \$ | 95,427.00 \$ | 135,267.60 | 10/26/2006 |
| 302 DPTF | 912833DG2 | US TREASURY STRIP | | 8/15/2014 | 4.56 \$ | 50,000.00 \$ | 35,324.00 \$ | 49,010.00 | 11/28/2006 |
| 302 DPTF | 912833DG2 | US TREASURY STRIP | | 8/15/2014 | 4.49 \$ | 100,000.00 \$ | 73,399.00 \$ | 98,020.00 | 8/28/2007 |
| 302 DPTF | 912833DG2 | US TREASURY STRIP | | 8/15/2014 | 4.52 \$ | 100,000.00 \$ | 73,500.00 \$ | 98,020.00 | 9/25/2007 |
| 302 DPTF | 912833DG2 | US TREASURY STRIP | | 8/15/2014 | 4.38 \$ | 100,000.00 \$ | 74,296.00 \$ | 98,020.00 | 10/5/2007 |
| 302 DPTF | 912833DG2 | US TREASURY STRIP | | 8/15/2014 | 3.09 \$ | 50,000.00 \$ | 41,700.00 \$ | 49,010.00 | 9/15/2008 |
| 302 DPTF | 912833DG2 | US TREASURY STRIP | | 8/15/2014 | 2.73 \$ | 100,000.00 \$ | 87,362.25 \$ | 98,020.00 | 8/18/2009 |
| 302 DPTF | 912833DG2 | US TREASURY STRIP | | 8/15/2014 | 1.26 \$ | 50,000.00 \$ | 47,546.50 \$ | 49,010.00 | 8/13/2010 |
| 302 DPTF | 912833DG2 | US TREASURY STRIP | | 8/15/2014 | 1.09 \$ | 100,000.00 \$ | 95,849.00 \$ | 98,020.00 | 9/24/2010 |
| 305 DPTF | 912833DG2 | US TREASURY STRIP | | 8/15/2014 | 2.92 \$ | 576,000.00 \$ | 485,579.52 \$ | 564,595.20 | 9/22/2008 |
| 302 DPTF | 912833KD1 | US TREASURY STRIP | | 11/15/2014 | 4.53 \$ | 250,000.00 \$ | 175,435.00 \$ | 244,105.00 | 12/18/2006 |
| 302 DPTF | 912833KD1 | US TREASURY STRIP | | 11/15/2014 | 4.85 \$ | 150,000.00 \$ | 103,281.00 \$ | 146,463.00 | 1/31/2007 |
| 302 DPTF | 912833KD1 | US TREASURY STRIP | | 11/15/2014 | 3.79 \$ | 50,000.00 \$ | 38,530.00 \$ | 48,821.00 | 12/5/2007 |
| 302 DPTF | 912833KD1 | US TREASURY STRIP | | 11/15/2014 | 4.22 \$ | 100,000.00 \$ | 74,944.00 \$ | 97,642.00 | 12/19/2007 |
| 302 DPTF | 912833KD1 | US TREASURY STRIP | | 11/15/2014 | 3.60 \$ | 150,000.00 \$ | 117,480.00 \$ | 146,463.00 | 1/10/2008 |
| 302 DPTF | 912833KD1 | US TREASURY STRIP | | 11/15/2014 | 2.68 \$ | 100,000.00 \$ | 85,275.00 \$ | 97,642.00 | 11/21/2008 |
| 302 DPTF | 912833KD1 | US TREASURY STRIP | | 11/15/2014 | 2.66 \$ | 5,000.00 \$ | 4,270.00 \$ | 4,882.10 | 11/21/2008 |
| 302 DPTF | 912833KD1 | US TREASURY STRIP | | 11/15/2014 | 2.32 \$ | 250,000.00 \$ | 218,462.50 \$ | 244,105.00 | 1/12/2009 |
| 302 DPTF | 912833KD1 | US TREASURY STRIP | | 11/15/2014 | 2.51 \$ | 100,000.00 \$ | 86,582.00 \$ | 97,642.00 | 2/4/2009 |
| 302 DPTF | 912833KD1 | US TREASURY STRIP | | 11/15/2014 | 2.26 \$ | 100,000.00 \$ | 89,403.00 \$ | 97,642.00 | 11/24/2009 |
| 302 DPTF | 912833KD1 | US TREASURY STRIP | | 11/15/2014 | 2.33 \$ | 50,000.00 \$ | 44,746.50 \$ | 48,821.00 | 1/28/2010 |
| 302 DPTF | 912833KD1 | US TREASURY STRIP | | 11/15/2014 | 0.96 \$ | 50,000.00 \$ | 48,123.50 \$ | 48,821.00 | 11/17/2010 |
| 302 DPTF | 912833KD1 | US TREASURY STRIP | | 11/15/2014 | 1.17 \$ | 50,000.00 \$ | 47,742.00 \$ | 48,821.00 | 11/24/2010 |
| 302 DPTF | 912833KD1 | US TREASURY STRIP | | 11/15/2014 | 1.51 \$ | 100,000.00 \$ | 94,448.00 \$ | 97,642.00 | 1/31/2011 |
| 302 DPTF | 912803AA1 | US TREASURY STRIP (P) | | 2/15/2015 | 4.77 \$ | 100,000.00 \$ | 69,112.00 \$ | 97,283.00 | 4/12/2007 |
| 302 DPTF | 912803AA1 | US TREASURY STRIP (P) | | 2/15/2015 | 4.64 \$ | 100,000.00 \$ | 69,936.00 \$ | 97,283.00 | 4/30/2007 |
| 302 DPTF | 912803AA1 | US TREASURY STRIP (P) | | 2/15/2015 | 2.38 \$ | 50,000.00 \$ | 44,465.50 \$ | 48,641.50 | 3/3/2010 |

INVS_MONTHEND_INVENTORY
 VisualQED
 INVENTORY
 SETTLEMENT
 7/29/2011

JOSH MANDEL
 TREASURER, STATE OF OHIO

INVESTMENT INVENTORY
 SETTLED POSITIONS AS OF: 07/29/11

| FUND | CUSIP | DESCRIPTION | RATE | MATURITY | YIELD | PAR AMOUNT | BOOK VALUE | MARKET VALUE | 1ST PUR |
|----------|-----------|-----------------------|------|------------|---------|-----------------|-----------------|--------------|------------|
| 302 DPTF | 912833DH0 | US TREASURY STRIP | | 2/15/2015 | 4.63 \$ | 50,000.00 \$ | 34,875.50 \$ | 48,525.00 | 4/3/2007 |
| 302 DPTF | 912833DH0 | US TREASURY STRIP | | 2/15/2015 | 3.64 \$ | 10,000.00 \$ | 7,778.51 \$ | 9,705.00 | 2/28/2008 |
| 302 DPTF | 912833DH0 | US TREASURY STRIP | | 2/15/2015 | 2.78 \$ | 10,000.00 \$ | 8,270.00 \$ | 9,705.00 | 3/27/2008 |
| 302 DPTF | 912833DH0 | US TREASURY STRIP | | 2/15/2015 | 3.15 \$ | 50,000.00 \$ | 40,320.00 \$ | 48,525.00 | 3/28/2008 |
| 302 DPTF | 912833DH0 | US TREASURY STRIP | | 2/15/2015 | 3.10 \$ | 50,000.00 \$ | 40,522.00 \$ | 48,525.00 | 4/16/2008 |
| 302 DPTF | 912833DH0 | US TREASURY STRIP | | 2/15/2015 | 2.94 \$ | 10,000.00 \$ | 8,195.00 \$ | 9,705.00 | 4/16/2008 |
| 302 DPTF | 912833DH0 | US TREASURY STRIP | | 2/15/2015 | 3.46 \$ | 25,000.00 \$ | 19,794.75 \$ | 24,262.50 | 4/28/2008 |
| 302 DPTF | 912833DH0 | US TREASURY STRIP | | 2/15/2015 | 2.69 \$ | 50,000.00 \$ | 42,639.50 \$ | 48,525.00 | 2/27/2009 |
| 302 DPTF | 912833DH0 | US TREASURY STRIP | | 2/15/2015 | 2.68 \$ | 50,000.00 \$ | 42,734.50 \$ | 48,525.00 | 3/20/2009 |
| 302 DPTF | 912833DH0 | US TREASURY STRIP | | 2/15/2015 | 2.29 \$ | 100,000.00 \$ | 87,466.00 \$ | 97,050.00 | 3/30/2009 |
| 302 DPTF | 912833DH0 | US TREASURY STRIP | | 2/15/2015 | 2.20 \$ | 5,000.00 \$ | 4,400.00 \$ | 4,852.50 | 4/13/2009 |
| 302 DPTF | 912833DH0 | US TREASURY STRIP | | 2/15/2015 | 2.41 \$ | 50,000.00 \$ | 43,484.50 \$ | 48,525.00 | 4/16/2009 |
| 302 DPTF | 912833DH0 | US TREASURY STRIP | | 2/15/2015 | 2.22 \$ | 50,000.00 \$ | 43,990.50 \$ | 48,525.00 | 4/24/2009 |
| 302 DPTF | 912833DH0 | US TREASURY STRIP | | 2/15/2015 | 2.46 \$ | 100,000.00 \$ | 88,452.00 \$ | 97,050.00 | 2/8/2010 |
| 302 DPTF | 912833DH0 | US TREASURY STRIP | | 2/15/2015 | 2.37 \$ | 100,000.00 \$ | 89,034.00 \$ | 97,050.00 | 3/12/2010 |
| 302 DPTF | 912833DH0 | US TREASURY STRIP | | 2/15/2015 | 3.66 \$ | 50,000.00 \$ | 41,918.00 \$ | 48,525.00 | 4/8/2010 |
| 302 DPTF | 912833DH0 | US TREASURY STRIP | | 2/15/2015 | 2.47 \$ | 50,000.00 \$ | 44,447.00 \$ | 48,525.00 | 4/30/2010 |
| 302 DPTF | 912833DH0 | US TREASURY STRIP | | 2/15/2015 | 1.74 \$ | 50,000.00 \$ | 46,676.00 \$ | 48,525.00 | 2/28/2011 |
| 302 DPTF | 912833DH0 | US TREASURY STRIP | | 2/15/2015 | 1.82 \$ | 100,000.00 \$ | 93,270.00 \$ | 97,050.00 | 4/12/2011 |
| 302 DPTF | 912833DH0 | US TREASURY STRIP | | 2/15/2015 | 1.41 \$ | 100,000.00 \$ | 94,820.00 \$ | 97,050.00 | 5/5/2011 |
| 302 DPTF | 912833KE9 | US TREASURY STRIP | | 5/15/2015 | 4.87 \$ | 50,000.00 \$ | 34,096.00 \$ | 48,247.50 | 5/31/2007 |
| 302 DPTF | 912833KE9 | US TREASURY STRIP | | 5/15/2015 | 5.17 \$ | 50,000.00 \$ | 33,444.50 \$ | 48,247.50 | 6/26/2007 |
| 302 DPTF | 912833KE9 | US TREASURY STRIP | | 5/15/2015 | 5.03 \$ | 50,000.00 \$ | 33,836.00 \$ | 48,247.50 | 7/6/2007 |
| 302 DPTF | 912833KE9 | US TREASURY STRIP | | 5/15/2015 | 4.92 \$ | 100,000.00 \$ | 68,468.00 \$ | 96,495.00 | 7/30/2007 |
| 302 DPTF | 912833KE9 | US TREASURY STRIP | | 5/15/2015 | 3.62 \$ | 50,000.00 \$ | 38,941.50 \$ | 48,247.50 | 5/27/2008 |
| 302 DPTF | 912833KE9 | US TREASURY STRIP | | 5/15/2015 | 3.73 \$ | 25,000.00 \$ | 19,356.50 \$ | 24,123.75 | 6/9/2008 |
| 302 DPTF | 912833KE9 | US TREASURY STRIP | | 5/15/2015 | 3.66 \$ | 10,000.00 \$ | 7,802.00 \$ | 9,649.50 | 7/11/2008 |
| 302 DPTF | 912833KE9 | US TREASURY STRIP | | 5/15/2015 | 2.65 \$ | 150,000.00 \$ | 128,058.00 \$ | 144,742.50 | 5/13/2009 |
| 302 DPTF | 912833KE9 | US TREASURY STRIP | | 5/15/2015 | 3.08 \$ | 50,000.00 \$ | 41,949.46 \$ | 48,247.50 | 8/18/2009 |
| 302 DPTF | 912833KE9 | US TREASURY STRIP | | 5/15/2015 | 2.32 \$ | 306,000.00 \$ | 272,649.67 \$ | 295,274.70 | 5/11/2010 |
| 302 DPTF | 912833KE9 | US TREASURY STRIP | | 5/15/2015 | 2.34 \$ | 25,000.00 \$ | 22,255.50 \$ | 24,123.75 | 5/14/2010 |
| 302 DPTF | 912833KE9 | US TREASURY STRIP | | 5/15/2015 | 1.83 \$ | 50,000.00 \$ | 45,755.50 \$ | 48,247.50 | 6/30/2010 |
| 302 DPTF | 912833KE9 | US TREASURY STRIP | | 5/15/2015 | 1.89 \$ | 100,000.00 \$ | 91,285.00 \$ | 96,495.00 | 7/13/2010 |
| 302 DPTF | 912833KE9 | US TREASURY STRIP | | 5/15/2015 | 1.52 \$ | 100,000.00 \$ | 94,118.00 \$ | 96,495.00 | 5/9/2011 |
| 302 DPTF | 912833KE9 | US TREASURY STRIP | | 5/15/2015 | 1.11 \$ | 100,000.00 \$ | 95,741.00 \$ | 96,495.00 | 6/13/2011 |
| 302 DPTF | 912833KE9 | US TREASURY STRIP | | 5/15/2015 | 1.15 \$ | 50,000.00 \$ | 47,825.50 \$ | 48,247.50 | 6/23/2011 |
| 302 DPTF | 912833KE9 | US TREASURY STRIP | | 5/15/2015 | 1.14 \$ | 50,000.00 \$ | 47,851.00 \$ | 48,247.50 | 6/27/2011 |
| 305 DPTF | 912833KE9 | US TREASURY STRIP | | 5/15/2015 | 3.64 \$ | 7,538,000.00 \$ | 5,859,890.44 \$ | 7,273,793.10 | 5/22/2008 |
| 302 DPTF | 912803AC7 | US TREASURY STRIP (P) | | 8/15/2015 | 4.69 \$ | 100,000.00 \$ | 69,350.00 \$ | 96,171.00 | 9/25/2007 |
| 302 DPTF | 912833JT8 | US TREASURY STRIP | | 8/15/2015 | 4.66 \$ | 50,000.00 \$ | 33,238.00 \$ | 47,935.00 | 10/4/2006 |
| 302 DPTF | 912833JT8 | US TREASURY STRIP | | 8/15/2015 | 4.81 \$ | 138,000.00 \$ | 90,841.26 \$ | 132,300.60 | 10/26/2006 |
| 302 DPTF | 912833JT8 | US TREASURY STRIP | | 8/15/2015 | 4.58 \$ | 50,000.00 \$ | 33,696.50 \$ | 47,935.00 | 11/28/2006 |
| 302 DPTF | 912833JT8 | US TREASURY STRIP | | 8/15/2015 | 4.62 \$ | 100,000.00 \$ | 69,504.00 \$ | 95,870.00 | 8/28/2007 |
| 302 DPTF | 912833JT8 | US TREASURY STRIP | | 8/15/2015 | 4.51 \$ | 100,000.00 \$ | 70,412.00 \$ | 95,870.00 | 10/5/2007 |
| 302 DPTF | 912833JT8 | US TREASURY STRIP | | 8/15/2015 | 3.29 \$ | 50,000.00 \$ | 39,911.37 \$ | 47,935.00 | 9/15/2008 |
| 302 DPTF | 912833JT8 | US TREASURY STRIP | | 8/15/2015 | 3.09 \$ | 100,000.00 \$ | 83,227.25 \$ | 95,870.00 | 8/18/2009 |
| 302 DPTF | 912833JT8 | US TREASURY STRIP | | 8/15/2015 | 1.63 \$ | 50,000.00 \$ | 46,097.50 \$ | 47,935.00 | 8/13/2010 |
| 302 DPTF | 912833JT8 | US TREASURY STRIP | | 8/15/2015 | 1.42 \$ | 100,000.00 \$ | 93,313.00 \$ | 95,870.00 | 9/24/2010 |
| 305 DPTF | 912833JT8 | US TREASURY STRIP | | 8/15/2015 | 3.15 \$ | 576,000.00 \$ | 464,405.76 \$ | 552,211.20 | 9/22/2008 |
| 302 DPTF | 912803AE3 | US TREASURY STRIP (P) | | 11/15/2015 | 4.00 \$ | 50,000.00 \$ | 36,490.00 \$ | 47,694.00 | 12/5/2007 |
| 302 DPTF | 912803AE3 | US TREASURY STRIP (P) | | 11/15/2015 | 2.67 \$ | 100,000.00 \$ | 85,347.00 \$ | 95,388.00 | 11/24/2009 |
| 302 DPTF | 912803AE3 | US TREASURY STRIP (P) | | 11/15/2015 | 2.80 \$ | 50,000.00 \$ | 42,559.00 \$ | 47,694.00 | 1/28/2010 |
| 302 DPTF | 912833KF6 | US TREASURY STRIP | | 11/15/2015 | 4.58 \$ | 250,000.00 \$ | 166,962.50 \$ | 237,972.50 | 12/18/2006 |

INVS_MONTHEND_INVENTORY
 VisualQED
 INVENTORY
 SETTLEMENT
 7/29/2011

JOSH MANDEL
 TREASURER, STATE OF OHIO

INVESTMENT INVENTORY
 SETTLED POSITIONS AS OF: 07/29/11

| FUND | CUSIP | DESCRIPTION | RATE | MATURITY | YIELD | PAR AMOUNT | BOOK VALUE | MARKET VALUE | 1ST PUR |
|----------|-----------|-----------------------|------|------------|---------|-----------------|-----------------|--------------|------------|
| 302 DPTF | 912833KF6 | US TREASURY STRIP | | 11/15/2015 | 4.89 \$ | 150,000.00 \$ | 98,097.00 \$ | 142,783.50 | 1/31/2007 |
| 302 DPTF | 912833KF6 | US TREASURY STRIP | | 11/15/2015 | 4.27 \$ | 100,000.00 \$ | 71,601.00 \$ | 95,189.00 | 12/19/2007 |
| 302 DPTF | 912833KF6 | US TREASURY STRIP | | 11/15/2015 | 3.86 \$ | 150,000.00 \$ | 111,150.00 \$ | 142,783.50 | 1/10/2008 |
| 302 DPTF | 912833KF6 | US TREASURY STRIP | | 11/15/2015 | 3.72 \$ | 100,000.00 \$ | 77,306.00 \$ | 95,189.00 | 11/21/2008 |
| 302 DPTF | 912833KF6 | US TREASURY STRIP | | 11/15/2015 | 3.48 \$ | 5,000.00 \$ | 3,930.00 \$ | 4,759.45 | 11/21/2008 |
| 302 DPTF | 912833KF6 | US TREASURY STRIP | | 11/15/2015 | 2.63 \$ | 250,000.00 \$ | 209,050.00 \$ | 237,972.50 | 1/12/2009 |
| 302 DPTF | 912833KF6 | US TREASURY STRIP | | 11/15/2015 | 2.94 \$ | 100,000.00 \$ | 82,083.00 \$ | 95,189.00 | 2/4/2009 |
| 302 DPTF | 912833KF6 | US TREASURY STRIP | | 11/15/2015 | 1.28 \$ | 50,000.00 \$ | 46,913.00 \$ | 47,594.50 | 11/17/2010 |
| 302 DPTF | 912833KF6 | US TREASURY STRIP | | 11/15/2015 | 1.53 \$ | 50,000.00 \$ | 46,353.50 \$ | 47,594.50 | 11/24/2010 |
| 302 DPTF | 912833KF6 | US TREASURY STRIP | | 11/15/2015 | 1.95 \$ | 100,000.00 \$ | 91,111.00 \$ | 95,189.00 | 1/31/2011 |
| 302 DPTF | 912833KG4 | US TREASURY STRIP | | 2/15/2016 | 4.66 \$ | 50,000.00 \$ | 33,228.50 \$ | 47,216.50 | 4/3/2007 |
| 302 DPTF | 912833KG4 | US TREASURY STRIP | | 2/15/2016 | 4.79 \$ | 100,000.00 \$ | 65,819.00 \$ | 94,433.00 | 4/12/2007 |
| 302 DPTF | 912833KG4 | US TREASURY STRIP | | 2/15/2016 | 4.66 \$ | 100,000.00 \$ | 66,715.00 \$ | 94,433.00 | 4/30/2007 |
| 302 DPTF | 912833KG4 | US TREASURY STRIP | | 2/15/2016 | 4.07 \$ | 10,000.00 \$ | 7,255.01 \$ | 9,443.30 | 2/28/2008 |
| 302 DPTF | 912833KG4 | US TREASURY STRIP | | 2/15/2016 | 3.32 \$ | 10,000.00 \$ | 7,715.00 \$ | 9,443.30 | 3/27/2008 |
| 302 DPTF | 912833KG4 | US TREASURY STRIP | | 2/15/2016 | 3.40 \$ | 50,000.00 \$ | 38,328.50 \$ | 47,216.50 | 3/28/2008 |
| 302 DPTF | 912833KG4 | US TREASURY STRIP | | 2/15/2016 | 3.40 \$ | 50,000.00 \$ | 38,396.00 \$ | 47,216.50 | 4/16/2008 |
| 302 DPTF | 912833KG4 | US TREASURY STRIP | | 2/15/2016 | 3.32 \$ | 10,000.00 \$ | 7,729.00 \$ | 9,443.30 | 4/16/2008 |
| 302 DPTF | 912833KG4 | US TREASURY STRIP | | 2/15/2016 | 3.70 \$ | 25,000.00 \$ | 18,782.75 \$ | 23,608.25 | 4/28/2008 |
| 302 DPTF | 912833KG4 | US TREASURY STRIP | | 2/15/2016 | 3.07 \$ | 50,000.00 \$ | 40,431.00 \$ | 47,216.50 | 2/27/2009 |
| 302 DPTF | 912833KG4 | US TREASURY STRIP | | 2/15/2016 | 3.03 \$ | 50,000.00 \$ | 40,620.00 \$ | 47,216.50 | 3/20/2009 |
| 302 DPTF | 912833KG4 | US TREASURY STRIP | | 2/15/2016 | 2.73 \$ | 100,000.00 \$ | 82,979.00 \$ | 94,433.00 | 3/30/2009 |
| 302 DPTF | 912833KG4 | US TREASURY STRIP | | 2/15/2016 | 2.56 \$ | 5,000.00 \$ | 4,200.00 \$ | 4,721.65 | 4/13/2009 |
| 302 DPTF | 912833KG4 | US TREASURY STRIP | | 2/15/2016 | 2.77 \$ | 50,000.00 \$ | 41,439.00 \$ | 47,216.50 | 4/16/2009 |
| 302 DPTF | 912833KG4 | US TREASURY STRIP | | 2/15/2016 | 2.58 \$ | 50,000.00 \$ | 41,986.00 \$ | 47,216.50 | 4/24/2009 |
| 302 DPTF | 912833KG4 | US TREASURY STRIP | | 2/15/2016 | 2.93 \$ | 100,000.00 \$ | 83,939.00 \$ | 94,433.00 | 2/8/2010 |
| 302 DPTF | 912833KG4 | US TREASURY STRIP | | 2/15/2016 | 2.84 \$ | 50,000.00 \$ | 42,265.50 \$ | 47,216.50 | 3/3/2010 |
| 302 DPTF | 912833KG4 | US TREASURY STRIP | | 2/15/2016 | 2.81 \$ | 100,000.00 \$ | 84,737.00 \$ | 94,433.00 | 3/12/2010 |
| 302 DPTF | 912833KG4 | US TREASURY STRIP | | 2/15/2016 | 3.10 \$ | 50,000.00 \$ | 41,765.00 \$ | 47,216.50 | 4/8/2010 |
| 302 DPTF | 912833KG4 | US TREASURY STRIP | | 2/15/2016 | 2.87 \$ | 50,000.00 \$ | 42,388.50 \$ | 47,216.50 | 4/30/2010 |
| 302 DPTF | 912833KG4 | US TREASURY STRIP | | 2/15/2016 | 2.24 \$ | 50,000.00 \$ | 44,777.00 \$ | 47,216.50 | 2/28/2011 |
| 302 DPTF | 912833KG4 | US TREASURY STRIP | | 2/15/2016 | 2.30 \$ | 100,000.00 \$ | 89,533.00 \$ | 94,433.00 | 4/12/2011 |
| 302 DPTF | 912833KG4 | US TREASURY STRIP | | 2/15/2016 | 1.89 \$ | 100,000.00 \$ | 91,393.00 \$ | 94,433.00 | 5/5/2011 |
| 302 DPTF | 912803AH6 | US TREASURY STRIP (P) | | 5/15/2016 | 5.07 \$ | 50,000.00 \$ | 32,080.50 \$ | 46,982.50 | 7/6/2007 |
| 302 DPTF | 912803AH6 | US TREASURY STRIP (P) | | 5/15/2016 | 4.96 \$ | 100,000.00 \$ | 64,997.00 \$ | 93,965.00 | 7/30/2007 |
| 302 DPTF | 912833KH2 | US TREASURY STRIP | | 5/15/2016 | 4.90 \$ | 50,000.00 \$ | 32,409.00 \$ | 46,855.50 | 5/31/2007 |
| 302 DPTF | 912833KH2 | US TREASURY STRIP | | 5/15/2016 | 5.19 \$ | 50,000.00 \$ | 31,727.00 \$ | 46,855.50 | 6/26/2007 |
| 302 DPTF | 912833KH2 | US TREASURY STRIP | | 5/15/2016 | 3.80 \$ | 50,000.00 \$ | 37,044.00 \$ | 46,855.50 | 5/27/2008 |
| 302 DPTF | 912833KH2 | US TREASURY STRIP | | 5/15/2016 | 3.95 \$ | 25,000.00 \$ | 18,331.25 \$ | 23,427.75 | 6/9/2008 |
| 302 DPTF | 912833KH2 | US TREASURY STRIP | | 5/15/2016 | 3.90 \$ | 10,000.00 \$ | 7,383.60 \$ | 9,371.10 | 7/11/2008 |
| 302 DPTF | 912833KH2 | US TREASURY STRIP | | 5/15/2016 | 3.14 \$ | 150,000.00 \$ | 120,583.50 \$ | 140,566.50 | 5/13/2009 |
| 302 DPTF | 912833KH2 | US TREASURY STRIP | | 5/15/2016 | 3.41 \$ | 50,000.00 \$ | 39,802.56 \$ | 46,855.50 | 8/18/2009 |
| 302 DPTF | 912833KH2 | US TREASURY STRIP | | 5/15/2016 | 2.76 \$ | 306,000.00 \$ | 259,479.43 \$ | 286,755.66 | 5/11/2010 |
| 302 DPTF | 912833KH2 | US TREASURY STRIP | | 5/15/2016 | 2.78 \$ | 25,000.00 \$ | 21,179.50 \$ | 23,427.75 | 5/14/2010 |
| 302 DPTF | 912833KH2 | US TREASURY STRIP | | 5/15/2016 | 2.25 \$ | 50,000.00 \$ | 43,838.50 \$ | 46,855.50 | 6/30/2010 |
| 302 DPTF | 912833KH2 | US TREASURY STRIP | | 5/15/2016 | 2.30 \$ | 100,000.00 \$ | 87,519.00 \$ | 93,711.00 | 7/13/2010 |
| 302 DPTF | 912833KH2 | US TREASURY STRIP | | 5/15/2016 | 2.00 \$ | 100,000.00 \$ | 90,481.00 \$ | 93,711.00 | 5/9/2011 |
| 302 DPTF | 912833KH2 | US TREASURY STRIP | | 5/15/2016 | 1.59 \$ | 100,000.00 \$ | 92,518.00 \$ | 93,711.00 | 6/13/2011 |
| 302 DPTF | 912833KH2 | US TREASURY STRIP | | 5/15/2016 | 1.58 \$ | 50,000.00 \$ | 46,293.50 \$ | 46,855.50 | 6/23/2011 |
| 302 DPTF | 912833KH2 | US TREASURY STRIP | | 5/15/2016 | 1.58 \$ | 50,000.00 \$ | 46,293.50 \$ | 46,855.50 | 6/27/2011 |
| 305 DPTF | 912833KH2 | US TREASURY STRIP | | 5/15/2016 | 3.90 \$ | 7,538,000.00 \$ | 5,537,942.46 \$ | 7,063,935.18 | 5/22/2008 |
| 302 DPTF | 912833KJ8 | US TREASURY STRIP | | 8/15/2016 | 4.71 \$ | 50,000.00 \$ | 31,589.00 \$ | 46,412.50 | 10/4/2006 |
| 302 DPTF | 912833KJ8 | US TREASURY STRIP | | 8/15/2016 | 4.87 \$ | 138,000.00 \$ | 86,107.86 \$ | 128,098.50 | 10/26/2006 |

INVS_MONTHEND_INVENTORY
 VisualQED
 INVENTORY
 SETTLEMENT
 7/29/2011

JOSH MANDEL
 TREASURER, STATE OF OHIO

INVESTMENT INVENTORY
 SETTLED POSITIONS AS OF: 07/29/11

| FUND | CUSIP | DESCRIPTION | RATE | MATURITY | YIELD | PAR AMOUNT | BOOK VALUE | MARKET VALUE | 1ST PUR |
|----------|-----------|-----------------------|------|------------|---------|---------------|---------------|--------------|------------|
| 302 DPTF | 912833KJ8 | US TREASURY STRIP | | 8/15/2016 | 4.64 \$ | 50,000.00 \$ | 32,037.00 \$ | 46,412.50 | 11/28/2006 |
| 302 DPTF | 912833KJ8 | US TREASURY STRIP | | 8/15/2016 | 4.70 \$ | 100,000.00 \$ | 65,937.00 \$ | 92,825.00 | 8/28/2007 |
| 302 DPTF | 912833KJ8 | US TREASURY STRIP | | 8/15/2016 | 4.76 \$ | 100,000.00 \$ | 65,810.00 \$ | 92,825.00 | 9/25/2007 |
| 302 DPTF | 912833KJ8 | US TREASURY STRIP | | 8/15/2016 | 4.60 \$ | 100,000.00 \$ | 66,816.00 \$ | 92,825.00 | 10/5/2007 |
| 302 DPTF | 912833KJ8 | US TREASURY STRIP | | 8/15/2016 | 3.59 \$ | 50,000.00 \$ | 37,725.00 \$ | 46,412.50 | 9/15/2008 |
| 302 DPTF | 912833KJ8 | US TREASURY STRIP | | 8/15/2016 | 3.49 \$ | 100,000.00 \$ | 78,513.25 \$ | 92,825.00 | 8/18/2009 |
| 302 DPTF | 912833KJ8 | US TREASURY STRIP | | 8/15/2016 | 2.11 \$ | 50,000.00 \$ | 44,078.50 \$ | 46,412.50 | 8/13/2010 |
| 302 DPTF | 912833KJ8 | US TREASURY STRIP | | 8/15/2016 | 1.89 \$ | 100,000.00 \$ | 89,536.00 \$ | 92,825.00 | 9/24/2010 |
| 305 DPTF | 912833KJ8 | US TREASURY STRIP | | 8/15/2016 | 3.44 \$ | 576,000.00 \$ | 440,098.56 \$ | 534,672.00 | 9/22/2008 |
| 302 DPTF | 912803AK9 | US TREASURY STRIP (P) | | 11/15/2016 | 3.12 \$ | 100,000.00 \$ | 80,579.00 \$ | 92,299.00 | 11/24/2009 |
| 302 DPTF | 912833KK5 | US TREASURY STRIP | | 11/15/2016 | 4.63 \$ | 250,000.00 \$ | 158,857.50 \$ | 230,095.00 | 12/18/2006 |
| 302 DPTF | 912833KK5 | US TREASURY STRIP | | 11/15/2016 | 4.10 \$ | 50,000.00 \$ | 34,765.00 \$ | 46,019.00 | 12/5/2007 |
| 302 DPTF | 912833KK5 | US TREASURY STRIP | | 11/15/2016 | 4.40 \$ | 100,000.00 \$ | 67,866.00 \$ | 92,038.00 | 12/19/2007 |
| 302 DPTF | 912833KK5 | US TREASURY STRIP | | 11/15/2016 | 3.99 \$ | 150,000.00 \$ | 105,750.00 \$ | 138,057.00 | 1/10/2008 |
| 302 DPTF | 912833KK5 | US TREASURY STRIP | | 11/15/2016 | 4.07 \$ | 100,000.00 \$ | 72,494.00 \$ | 92,038.00 | 11/21/2008 |
| 302 DPTF | 912833KK5 | US TREASURY STRIP | | 11/15/2016 | 3.94 \$ | 5,000.00 \$ | 3,662.50 \$ | 4,601.90 | 11/21/2008 |
| 302 DPTF | 912833KK5 | US TREASURY STRIP | | 11/15/2016 | 2.96 \$ | 250,000.00 \$ | 198,562.50 \$ | 230,095.00 | 1/12/2009 |
| 302 DPTF | 912833KK5 | US TREASURY STRIP | | 11/15/2016 | 3.50 \$ | 100,000.00 \$ | 76,352.00 \$ | 92,038.00 | 2/4/2009 |
| 302 DPTF | 912833KK5 | US TREASURY STRIP | | 11/15/2016 | 3.18 \$ | 50,000.00 \$ | 40,340.00 \$ | 46,019.00 | 1/28/2010 |
| 302 DPTF | 912833KK5 | US TREASURY STRIP | | 11/15/2016 | 1.62 \$ | 50,000.00 \$ | 45,390.50 \$ | 46,019.00 | 11/17/2010 |
| 302 DPTF | 912833KK5 | US TREASURY STRIP | | 11/15/2016 | 1.93 \$ | 50,000.00 \$ | 44,573.50 \$ | 46,019.00 | 11/24/2010 |
| 302 DPTF | 912833KK5 | US TREASURY STRIP | | 11/15/2016 | 2.41 \$ | 100,000.00 \$ | 87,054.00 \$ | 92,038.00 | 1/31/2011 |
| 302 DPTF | 912833KL3 | US TREASURY STRIP | | 2/15/2017 | 4.70 \$ | 50,000.00 \$ | 31,610.50 \$ | 45,477.50 | 4/3/2007 |
| 302 DPTF | 912833KL3 | US TREASURY STRIP | | 2/15/2017 | 4.82 \$ | 100,000.00 \$ | 62,568.00 \$ | 90,955.00 | 4/12/2007 |
| 302 DPTF | 912833KL3 | US TREASURY STRIP | | 2/15/2017 | 4.68 \$ | 100,000.00 \$ | 63,562.00 \$ | 90,955.00 | 4/30/2007 |
| 302 DPTF | 912833KL3 | US TREASURY STRIP | | 2/15/2017 | 4.08 \$ | 10,000.00 \$ | 6,962.39 \$ | 9,095.50 | 2/28/2008 |
| 302 DPTF | 912833KL3 | US TREASURY STRIP | | 2/15/2017 | 3.70 \$ | 10,000.00 \$ | 7,220.00 \$ | 9,095.50 | 3/27/2008 |
| 302 DPTF | 912833KL3 | US TREASURY STRIP | | 2/15/2017 | 3.74 \$ | 50,000.00 \$ | 35,974.50 \$ | 45,477.50 | 3/28/2008 |
| 302 DPTF | 912833KL3 | US TREASURY STRIP | | 2/15/2017 | 3.70 \$ | 50,000.00 \$ | 36,185.00 \$ | 45,477.50 | 4/16/2008 |
| 302 DPTF | 912833KL3 | US TREASURY STRIP | | 2/15/2017 | 3.71 \$ | 10,000.00 \$ | 7,228.00 \$ | 9,095.50 | 4/16/2008 |
| 302 DPTF | 912833KL3 | US TREASURY STRIP | | 2/15/2017 | 4.02 \$ | 25,000.00 \$ | 17,613.25 \$ | 22,738.75 | 4/28/2008 |
| 302 DPTF | 912833KL3 | US TREASURY STRIP | | 2/15/2017 | 3.30 \$ | 50,000.00 \$ | 38,510.00 \$ | 45,477.50 | 2/27/2009 |
| 302 DPTF | 912833KL3 | US TREASURY STRIP | | 2/15/2017 | 3.33 \$ | 50,000.00 \$ | 38,506.50 \$ | 45,477.50 | 3/20/2009 |
| 302 DPTF | 912833KL3 | US TREASURY STRIP | | 2/15/2017 | 3.02 \$ | 100,000.00 \$ | 78,960.00 \$ | 90,955.00 | 3/30/2009 |
| 302 DPTF | 912833KL3 | US TREASURY STRIP | | 2/15/2017 | 2.87 \$ | 5,000.00 \$ | 4,000.00 \$ | 4,547.75 | 4/13/2009 |
| 302 DPTF | 912833KL3 | US TREASURY STRIP | | 2/15/2017 | 3.14 \$ | 50,000.00 \$ | 39,164.50 \$ | 45,477.50 | 4/16/2009 |
| 302 DPTF | 912833KL3 | US TREASURY STRIP | | 2/15/2017 | 3.01 \$ | 50,000.00 \$ | 39,605.00 \$ | 45,477.50 | 4/24/2009 |
| 302 DPTF | 912833KL3 | US TREASURY STRIP | | 2/15/2017 | 3.53 \$ | 100,000.00 \$ | 78,223.00 \$ | 90,955.00 | 2/8/2010 |
| 302 DPTF | 912833KL3 | US TREASURY STRIP | | 2/15/2017 | 3.24 \$ | 50,000.00 \$ | 39,987.00 \$ | 45,477.50 | 3/3/2010 |
| 302 DPTF | 912833KL3 | US TREASURY STRIP | | 2/15/2017 | 3.24 \$ | 100,000.00 \$ | 80,008.00 \$ | 90,955.00 | 3/12/2010 |
| 302 DPTF | 912833KL3 | US TREASURY STRIP | | 2/15/2017 | 3.48 \$ | 50,000.00 \$ | 39,465.00 \$ | 45,477.50 | 4/8/2010 |
| 302 DPTF | 912833KL3 | US TREASURY STRIP | | 2/15/2017 | 3.20 \$ | 50,000.00 \$ | 40,311.00 \$ | 45,477.50 | 4/30/2010 |
| 302 DPTF | 912833KL3 | US TREASURY STRIP | | 2/15/2017 | 2.69 \$ | 50,000.00 \$ | 42,639.50 \$ | 45,477.50 | 2/28/2011 |
| 302 DPTF | 912833KL3 | US TREASURY STRIP | | 2/15/2017 | 2.74 \$ | 100,000.00 \$ | 85,293.00 \$ | 90,955.00 | 4/12/2011 |
| 302 DPTF | 912833KL3 | US TREASURY STRIP | | 2/15/2017 | 2.35 \$ | 100,000.00 \$ | 87,365.00 \$ | 90,955.00 | 5/5/2011 |
| 302 DPTF | 912803AL7 | US TREASURY STRIP (P) | | 5/15/2017 | 5.01 \$ | 100,000.00 \$ | 61,594.00 \$ | 90,468.00 | 7/30/2007 |
| 302 DPTF | 912803AL7 | US TREASURY STRIP (P) | | 5/15/2017 | 3.10 \$ | 25,000.00 \$ | 20,149.50 \$ | 22,617.00 | 5/14/2010 |
| 302 DPTF | 912803AL7 | US TREASURY STRIP (P) | | 5/15/2017 | 2.53 \$ | 50,000.00 \$ | 42,075.00 \$ | 45,234.00 | 6/30/2010 |
| 302 DPTF | 912833KM1 | US TREASURY STRIP | | 5/15/2017 | 4.97 \$ | 50,000.00 \$ | 30,668.50 \$ | 45,057.50 | 5/31/2007 |
| 302 DPTF | 912833KM1 | US TREASURY STRIP | | 5/15/2017 | 5.26 \$ | 50,000.00 \$ | 29,941.00 \$ | 45,057.50 | 6/26/2007 |
| 302 DPTF | 912833KM1 | US TREASURY STRIP | | 5/15/2017 | 5.13 \$ | 50,000.00 \$ | 30,356.50 \$ | 45,057.50 | 7/6/2007 |
| 302 DPTF | 912833KM1 | US TREASURY STRIP | | 5/15/2017 | 4.09 \$ | 50,000.00 \$ | 34,777.00 \$ | 45,057.50 | 5/27/2008 |
| 302 DPTF | 912833KM1 | US TREASURY STRIP | | 5/15/2017 | 4.20 \$ | 25,000.00 \$ | 17,254.25 \$ | 22,528.75 | 6/9/2008 |

INVS_MONTHEND_INVENTORY
 VisualQED
 INVENTORY
 SETTLEMENT
 7/29/2011

JOSH MANDEL
 TREASURER, STATE OF OHIO

INVESTMENT INVENTORY
 SETTLED POSITIONS AS OF: 07/29/11

| FUND | CUSIP | DESCRIPTION | RATE | MATURITY | YIELD | PAR AMOUNT | BOOK VALUE | MARKET VALUE | 1ST PUR |
|----------|-----------|-----------------------|------|------------|-------|-----------------|-----------------|-----------------|------------|
| 302 DPTF | 912833KM1 | US TREASURY STRIP | | 5/15/2017 | 4.14 | \$ 10,000.00 | \$ 6,960.30 | \$ 9,011.50 | 7/11/2008 |
| 302 DPTF | 912833KM1 | US TREASURY STRIP | | 5/15/2017 | 3.44 | \$ 150,000.00 | \$ 114,142.50 | \$ 135,172.50 | 5/13/2009 |
| 302 DPTF | 912833KM1 | US TREASURY STRIP | | 5/15/2017 | 3.78 | \$ 50,000.00 | \$ 37,430.74 | \$ 45,057.50 | 8/18/2009 |
| 302 DPTF | 912833KM1 | US TREASURY STRIP | | 5/15/2017 | 3.09 | \$ 306,000.00 | \$ 246,768.19 | \$ 275,751.90 | 5/11/2010 |
| 302 DPTF | 912833KM1 | US TREASURY STRIP | | 5/15/2017 | 2.58 | \$ 100,000.00 | \$ 83,929.00 | \$ 90,115.00 | 7/13/2010 |
| 302 DPTF | 912833KM1 | US TREASURY STRIP | | 5/15/2017 | 2.40 | \$ 100,000.00 | \$ 86,608.00 | \$ 90,115.00 | 5/9/2011 |
| 302 DPTF | 912833KM1 | US TREASURY STRIP | | 5/15/2017 | 2.01 | \$ 100,000.00 | \$ 88,818.00 | \$ 90,115.00 | 6/13/2011 |
| 302 DPTF | 912833KM1 | US TREASURY STRIP | | 5/15/2017 | 2.01 | \$ 50,000.00 | \$ 44,440.00 | \$ 45,057.50 | 6/23/2011 |
| 302 DPTF | 912833KM1 | US TREASURY STRIP | | 5/15/2017 | 2.01 | \$ 50,000.00 | \$ 44,441.00 | \$ 45,057.50 | 6/27/2011 |
| 305 DPTF | 912833KM1 | US TREASURY STRIP | | 5/15/2017 | 4.14 | \$ 7,538,000.00 | \$ 5,217,577.46 | \$ 6,792,868.70 | 5/22/2008 |
| 302 DPTF | 912803AM5 | US TREASURY STRIP (P) | | 8/15/2017 | 4.88 | \$ 100,000.00 | \$ 62,110.00 | \$ 89,631.00 | 9/25/2007 |
| 302 DPTF | 912833KN9 | US TREASURY STRIP | | 8/15/2017 | 4.75 | \$ 50,000.00 | \$ 30,024.50 | \$ 44,631.00 | 10/4/2006 |
| 302 DPTF | 912833KN9 | US TREASURY STRIP | | 8/15/2017 | 4.90 | \$ 138,000.00 | \$ 81,769.14 | \$ 123,181.56 | 10/26/2006 |
| 302 DPTF | 912833KN9 | US TREASURY STRIP | | 8/15/2017 | 4.66 | \$ 50,000.00 | \$ 30,538.00 | \$ 44,631.00 | 11/28/2006 |
| 302 DPTF | 912833KN9 | US TREASURY STRIP | | 8/15/2017 | 4.80 | \$ 100,000.00 | \$ 62,335.00 | \$ 89,262.00 | 8/28/2007 |
| 302 DPTF | 912833KN9 | US TREASURY STRIP | | 8/15/2017 | 4.70 | \$ 100,000.00 | \$ 63,247.00 | \$ 89,262.00 | 10/5/2007 |
| 302 DPTF | 912833KN9 | US TREASURY STRIP | | 8/15/2017 | 3.81 | \$ 50,000.00 | \$ 35,700.00 | \$ 44,631.00 | 9/15/2008 |
| 302 DPTF | 912833KN9 | US TREASURY STRIP | | 8/15/2017 | 3.78 | \$ 100,000.00 | \$ 74,159.25 | \$ 89,262.00 | 8/18/2009 |
| 302 DPTF | 912833KN9 | US TREASURY STRIP | | 8/15/2017 | 2.38 | \$ 50,000.00 | \$ 42,377.50 | \$ 44,631.00 | 8/13/2010 |
| 302 DPTF | 912833KN9 | US TREASURY STRIP | | 8/15/2017 | 2.16 | \$ 100,000.00 | \$ 86,224.00 | \$ 89,262.00 | 9/24/2010 |
| 305 DPTF | 912833KN9 | US TREASURY STRIP | | 8/15/2017 | 3.71 | \$ 576,000.00 | \$ 415,434.24 | \$ 514,149.12 | 9/22/2008 |
| 302 DPTF | 912833KP4 | US TREASURY STRIP | | 11/15/2017 | 4.68 | \$ 250,000.00 | \$ 150,977.50 | \$ 220,825.00 | 12/18/2006 |
| 302 DPTF | 912833KP4 | US TREASURY STRIP | | 11/15/2017 | 4.99 | \$ 150,000.00 | \$ 88,105.50 | \$ 132,495.00 | 1/31/2007 |
| 302 DPTF | 912833KP4 | US TREASURY STRIP | | 11/15/2017 | 4.20 | \$ 50,000.00 | \$ 33,060.00 | \$ 44,165.00 | 12/5/2007 |
| 302 DPTF | 912833KP4 | US TREASURY STRIP | | 11/15/2017 | 4.50 | \$ 100,000.00 | \$ 64,349.00 | \$ 88,330.00 | 12/19/2007 |
| 302 DPTF | 912833KP4 | US TREASURY STRIP | | 11/15/2017 | 4.08 | \$ 150,000.00 | \$ 100,755.00 | \$ 132,495.00 | 1/10/2008 |
| 302 DPTF | 912833KP4 | US TREASURY STRIP | | 11/15/2017 | 4.22 | \$ 100,000.00 | \$ 68,718.00 | \$ 88,330.00 | 11/21/2008 |
| 302 DPTF | 912833KP4 | US TREASURY STRIP | | 11/15/2017 | 3.93 | \$ 5,000.00 | \$ 3,525.00 | \$ 4,416.50 | 11/21/2008 |
| 302 DPTF | 912833KP4 | US TREASURY STRIP | | 11/15/2017 | 3.12 | \$ 250,000.00 | \$ 190,145.00 | \$ 220,825.00 | 1/12/2009 |
| 302 DPTF | 912833KP4 | US TREASURY STRIP | | 11/15/2017 | 3.54 | \$ 100,000.00 | \$ 73,494.00 | \$ 88,330.00 | 2/4/2009 |
| 302 DPTF | 912833KP4 | US TREASURY STRIP | | 11/15/2017 | 3.39 | \$ 100,000.00 | \$ 76,505.00 | \$ 88,330.00 | 11/24/2009 |
| 302 DPTF | 912833KP4 | US TREASURY STRIP | | 11/15/2017 | 3.49 | \$ 50,000.00 | \$ 38,190.00 | \$ 44,165.00 | 1/28/2010 |
| 302 DPTF | 912833KP4 | US TREASURY STRIP | | 11/15/2017 | 1.96 | \$ 50,000.00 | \$ 43,623.50 | \$ 44,165.00 | 11/17/2010 |
| 302 DPTF | 912833KP4 | US TREASURY STRIP | | 11/15/2017 | 2.27 | \$ 50,000.00 | \$ 42,731.00 | \$ 44,165.00 | 11/24/2010 |
| 302 DPTF | 912833KP4 | US TREASURY STRIP | | 11/15/2017 | 2.76 | \$ 100,000.00 | \$ 83,023.00 | \$ 88,330.00 | 1/31/2011 |
| 302 DPTF | 912833KQ2 | US TREASURY STRIP | | 2/15/2018 | 4.79 | \$ 50,000.00 | \$ 29,888.50 | \$ 43,633.00 | 4/3/2007 |
| 302 DPTF | 912833KQ2 | US TREASURY STRIP | | 2/15/2018 | 4.91 | \$ 100,000.00 | \$ 59,092.00 | \$ 87,266.00 | 4/12/2007 |
| 302 DPTF | 912833KQ2 | US TREASURY STRIP | | 2/15/2018 | 4.78 | \$ 100,000.00 | \$ 60,084.00 | \$ 87,266.00 | 4/30/2007 |
| 302 DPTF | 912833KQ2 | US TREASURY STRIP | | 2/15/2018 | 4.27 | \$ 10,000.00 | \$ 6,563.92 | \$ 8,726.60 | 2/28/2008 |
| 302 DPTF | 912833KQ2 | US TREASURY STRIP | | 2/15/2018 | 3.89 | \$ 10,000.00 | \$ 6,830.00 | \$ 8,726.60 | 3/27/2008 |
| 302 DPTF | 912833KQ2 | US TREASURY STRIP | | 2/15/2018 | 3.93 | \$ 50,000.00 | \$ 34,033.00 | \$ 43,633.00 | 3/28/2008 |
| 302 DPTF | 912833KQ2 | US TREASURY STRIP | | 2/15/2018 | 3.84 | \$ 50,000.00 | \$ 34,416.00 | \$ 43,633.00 | 4/16/2008 |
| 302 DPTF | 912833KQ2 | US TREASURY STRIP | | 2/15/2018 | 3.88 | \$ 10,000.00 | \$ 6,856.00 | \$ 8,726.60 | 4/16/2008 |
| 302 DPTF | 912833KQ2 | US TREASURY STRIP | | 2/15/2018 | 4.18 | \$ 25,000.00 | \$ 16,667.75 | \$ 21,816.50 | 4/28/2008 |
| 302 DPTF | 912833KQ2 | US TREASURY STRIP | | 2/15/2018 | 3.34 | \$ 50,000.00 | \$ 37,165.50 | \$ 43,633.00 | 2/27/2009 |
| 302 DPTF | 912833KQ2 | US TREASURY STRIP | | 2/15/2018 | 3.44 | \$ 50,000.00 | \$ 36,914.50 | \$ 43,633.00 | 3/20/2009 |
| 302 DPTF | 912833KQ2 | US TREASURY STRIP | | 2/15/2018 | 3.15 | \$ 100,000.00 | \$ 75,762.00 | \$ 87,266.00 | 3/30/2009 |
| 302 DPTF | 912833KQ2 | US TREASURY STRIP | | 2/15/2018 | 3.13 | \$ 5,000.00 | \$ 3,800.00 | \$ 4,363.30 | 4/13/2009 |
| 302 DPTF | 912833KQ2 | US TREASURY STRIP | | 2/15/2018 | 3.28 | \$ 50,000.00 | \$ 37,523.00 | \$ 43,633.00 | 4/16/2009 |
| 302 DPTF | 912833KQ2 | US TREASURY STRIP | | 2/15/2018 | 3.18 | \$ 50,000.00 | \$ 37,855.00 | \$ 43,633.00 | 4/24/2009 |
| 302 DPTF | 912833KQ2 | US TREASURY STRIP | | 2/15/2018 | 3.63 | \$ 100,000.00 | \$ 74,940.00 | \$ 87,266.00 | 2/8/2010 |
| 302 DPTF | 912833KQ2 | US TREASURY STRIP | | 2/15/2018 | 3.55 | \$ 50,000.00 | \$ 37,779.00 | \$ 43,633.00 | 3/3/2010 |
| 302 DPTF | 912833KQ2 | US TREASURY STRIP | | 2/15/2018 | 3.58 | \$ 100,000.00 | \$ 75,503.00 | \$ 87,266.00 | 3/12/2010 |

INVS_MONTHEND_INVENTORY
 VisualQED
 INVENTORY
 SETTLEMENT
 7/29/2011

JOSH MANDEL
 TREASURER, STATE OF OHIO

INVESTMENT INVENTORY
 SETTLED POSITIONS AS OF: 07/29/11

| FUND | CUSIP | DESCRIPTION | RATE | MATURITY | YIELD | PAR AMOUNT | BOOK VALUE | MARKET VALUE | 1ST PUR |
|----------|-----------|-----------------------|------|------------|---------|-----------------|-----------------|--------------|------------|
| 302 DPTF | 912833KQ2 | US TREASURY STRIP | | 2/15/2018 | 3.78 \$ | 50,000.00 \$ | 37,264.00 \$ | 43,633.00 | 4/8/2010 |
| 302 DPTF | 912833KQ2 | US TREASURY STRIP | | 2/15/2018 | 3.49 \$ | 50,000.00 \$ | 38,187.00 \$ | 43,633.00 | 4/30/2010 |
| 302 DPTF | 912833KQ2 | US TREASURY STRIP | | 2/15/2018 | 3.98 \$ | 50,000.00 \$ | 38,010.00 \$ | 43,633.00 | 2/28/2011 |
| 302 DPTF | 912833KQ2 | US TREASURY STRIP | | 2/15/2018 | 3.06 \$ | 100,000.00 \$ | 81,230.00 \$ | 87,266.00 | 4/12/2011 |
| 302 DPTF | 912833KQ2 | US TREASURY STRIP | | 2/15/2018 | 2.71 \$ | 100,000.00 \$ | 83,341.00 \$ | 87,266.00 | 5/5/2011 |
| 302 DPTF | 912803AN3 | US TREASURY STRIP (P) | | 5/15/2018 | 5.17 \$ | 50,000.00 \$ | 28,738.50 \$ | 43,444.00 | 7/6/2007 |
| 302 DPTF | 912803AN3 | US TREASURY STRIP (P) | | 5/15/2018 | 4.20 \$ | 10,000.00 \$ | 6,641.70 \$ | 8,688.80 | 7/11/2008 |
| 302 DPTF | 912820QW0 | US TREASURY STRIP (P) | | 5/15/2018 | 2.73 \$ | 50,000.00 \$ | 40,389.50 \$ | 43,444.00 | 6/30/2010 |
| 302 DPTF | 912833KR0 | US TREASURY STRIP | | 5/15/2018 | 5.01 \$ | 50,000.00 \$ | 29,074.50 \$ | 43,191.00 | 5/31/2007 |
| 302 DPTF | 912833KR0 | US TREASURY STRIP | | 5/15/2018 | 5.30 \$ | 50,000.00 \$ | 28,307.00 \$ | 43,191.00 | 6/26/2007 |
| 302 DPTF | 912833KR0 | US TREASURY STRIP | | 5/15/2018 | 5.05 \$ | 100,000.00 \$ | 58,394.00 \$ | 86,382.00 | 7/30/2007 |
| 302 DPTF | 912833KR0 | US TREASURY STRIP | | 5/15/2018 | 4.19 \$ | 50,000.00 \$ | 33,072.50 \$ | 43,191.00 | 5/27/2008 |
| 302 DPTF | 912833KR0 | US TREASURY STRIP | | 5/15/2018 | 4.27 \$ | 25,000.00 \$ | 16,432.25 \$ | 21,595.50 | 6/9/2008 |
| 302 DPTF | 912833KR0 | US TREASURY STRIP | | 5/15/2018 | 3.65 \$ | 150,000.00 \$ | 108,282.00 \$ | 129,573.00 | 5/13/2009 |
| 302 DPTF | 912833KR0 | US TREASURY STRIP | | 5/15/2018 | 3.91 \$ | 50,000.00 \$ | 35,638.60 \$ | 43,191.00 | 8/18/2009 |
| 302 DPTF | 912833KR0 | US TREASURY STRIP | | 5/15/2018 | 3.34 \$ | 306,000.00 \$ | 234,632.23 \$ | 264,328.92 | 5/11/2010 |
| 302 DPTF | 912833KR0 | US TREASURY STRIP | | 5/15/2018 | 3.38 \$ | 25,000.00 \$ | 19,118.25 \$ | 21,595.50 | 5/14/2010 |
| 302 DPTF | 912833KR0 | US TREASURY STRIP | | 5/15/2018 | 2.78 \$ | 100,000.00 \$ | 80,569.00 \$ | 86,382.00 | 7/13/2010 |
| 302 DPTF | 912833KR0 | US TREASURY STRIP | | 5/15/2018 | 2.73 \$ | 100,000.00 \$ | 82,689.00 \$ | 86,382.00 | 5/9/2011 |
| 302 DPTF | 912833KR0 | US TREASURY STRIP | | 5/15/2018 | 2.35 \$ | 100,000.00 \$ | 85,066.00 \$ | 86,382.00 | 6/13/2011 |
| 302 DPTF | 912833KR0 | US TREASURY STRIP | | 5/15/2018 | 2.33 \$ | 50,000.00 \$ | 42,620.00 \$ | 43,191.00 | 6/23/2011 |
| 302 DPTF | 912833KR0 | US TREASURY STRIP | | 5/15/2018 | 2.33 \$ | 50,000.00 \$ | 42,626.50 \$ | 43,191.00 | 6/27/2011 |
| 305 DPTF | 912833KR0 | US TREASURY STRIP | | 5/15/2018 | 4.23 \$ | 7,538,000.00 \$ | 4,965,205.22 \$ | 6,511,475.16 | 5/22/2008 |
| 302 DPTF | 912833KS8 | US TREASURY STRIP | | 8/15/2018 | 4.79 \$ | 50,000.00 \$ | 28,515.00 \$ | 42,655.00 | 10/4/2006 |
| 302 DPTF | 912833KS8 | US TREASURY STRIP | | 8/15/2018 | 4.94 \$ | 138,000.00 \$ | 77,571.18 \$ | 117,727.80 | 10/26/2006 |
| 302 DPTF | 912833KS8 | US TREASURY STRIP | | 8/15/2018 | 4.69 \$ | 50,000.00 \$ | 29,058.00 \$ | 42,655.00 | 11/28/2006 |
| 302 DPTF | 912833KS8 | US TREASURY STRIP | | 8/15/2018 | 4.88 \$ | 100,000.00 \$ | 58,940.00 \$ | 85,310.00 | 8/28/2007 |
| 302 DPTF | 912833KS8 | US TREASURY STRIP | | 8/15/2018 | 4.96 \$ | 100,000.00 \$ | 58,650.00 \$ | 85,310.00 | 9/25/2007 |
| 302 DPTF | 912833KS8 | US TREASURY STRIP | | 8/15/2018 | 4.78 \$ | 100,000.00 \$ | 59,866.00 \$ | 85,310.00 | 10/5/2007 |
| 302 DPTF | 912833KS8 | US TREASURY STRIP | | 8/15/2018 | 3.91 \$ | 50,000.00 \$ | 34,050.00 \$ | 42,655.00 | 9/15/2008 |
| 302 DPTF | 912833KS8 | US TREASURY STRIP | | 8/15/2018 | 3.92 \$ | 100,000.00 \$ | 70,533.25 \$ | 85,310.00 | 8/18/2009 |
| 302 DPTF | 912833KS8 | US TREASURY STRIP | | 8/15/2018 | 2.54 \$ | 50,000.00 \$ | 40,868.50 \$ | 42,655.00 | 8/13/2010 |
| 302 DPTF | 912833KS8 | US TREASURY STRIP | | 8/15/2018 | 2.41 \$ | 100,000.00 \$ | 82,775.00 \$ | 85,310.00 | 9/24/2010 |
| 305 DPTF | 912833KS8 | US TREASURY STRIP | | 8/15/2018 | 3.80 \$ | 576,000.00 \$ | 396,852.48 \$ | 491,385.60 | 9/22/2008 |
| 302 DPTF | 912803AP8 | US TREASURY STRIP (P) | | 11/15/2018 | 4.31 \$ | 50,000.00 \$ | 31,345.00 \$ | 42,476.00 | 12/5/2007 |
| 302 DPTF | 912803AP8 | US TREASURY STRIP (P) | | 11/15/2018 | 4.62 \$ | 100,000.00 \$ | 60,765.00 \$ | 84,952.00 | 12/19/2007 |
| 302 DPTF | 912803AP8 | US TREASURY STRIP (P) | | 11/15/2018 | 4.23 \$ | 150,000.00 \$ | 95,280.00 \$ | 127,428.00 | 1/10/2008 |
| 302 DPTF | 912833KT6 | US TREASURY STRIP | | 11/15/2018 | 4.70 \$ | 250,000.00 \$ | 143,770.00 \$ | 211,082.50 | 12/18/2006 |
| 302 DPTF | 912833KT6 | US TREASURY STRIP | | 11/15/2018 | 4.28 \$ | 100,000.00 \$ | 65,522.00 \$ | 84,433.00 | 11/21/2008 |
| 302 DPTF | 912833KT6 | US TREASURY STRIP | | 11/15/2018 | 3.98 \$ | 5,000.00 \$ | 3,375.00 \$ | 4,221.65 | 11/21/2008 |
| 302 DPTF | 912833KT6 | US TREASURY STRIP | | 11/15/2018 | 3.15 \$ | 250,000.00 \$ | 183,902.50 \$ | 211,082.50 | 1/12/2009 |
| 302 DPTF | 912833KT6 | US TREASURY STRIP | | 11/15/2018 | 3.57 \$ | 100,000.00 \$ | 70,790.00 \$ | 84,433.00 | 2/4/2009 |
| 302 DPTF | 912833KT6 | US TREASURY STRIP | | 11/15/2018 | 3.57 \$ | 100,000.00 \$ | 72,768.00 \$ | 84,433.00 | 11/24/2009 |
| 302 DPTF | 912833KT6 | US TREASURY STRIP | | 11/15/2018 | 3.71 \$ | 50,000.00 \$ | 36,194.00 \$ | 42,216.50 | 1/28/2010 |
| 302 DPTF | 912833KT6 | US TREASURY STRIP | | 11/15/2018 | 2.27 \$ | 50,000.00 \$ | 41,744.50 \$ | 42,216.50 | 11/17/2010 |
| 302 DPTF | 912833KT6 | US TREASURY STRIP | | 11/15/2018 | 2.55 \$ | 50,000.00 \$ | 40,867.50 \$ | 42,216.50 | 11/24/2010 |
| 302 DPTF | 912833KT6 | US TREASURY STRIP | | 11/15/2018 | 3.03 \$ | 100,000.00 \$ | 79,140.00 \$ | 84,433.00 | 1/31/2011 |
| 302 DPTF | 912803AQ6 | US TREASURY STRIP (P) | | 2/15/2019 | 4.10 \$ | 10,000.00 \$ | 6,430.00 \$ | 8,407.00 | 3/27/2008 |
| 302 DPTF | 912833KU3 | US TREASURY STRIP | | 2/15/2019 | 4.85 \$ | 50,000.00 \$ | 28,309.50 \$ | 41,710.50 | 4/3/2007 |
| 302 DPTF | 912833KU3 | US TREASURY STRIP | | 2/15/2019 | 4.98 \$ | 100,000.00 \$ | 55,873.00 \$ | 83,421.00 | 4/12/2007 |
| 302 DPTF | 912833KU3 | US TREASURY STRIP | | 2/15/2019 | 4.40 \$ | 10,000.00 \$ | 6,205.19 \$ | 8,342.10 | 2/28/2008 |
| 302 DPTF | 912833KU3 | US TREASURY STRIP | | 2/15/2019 | 4.14 \$ | 50,000.00 \$ | 32,008.50 \$ | 41,710.50 | 3/28/2008 |
| 302 DPTF | 912833KU3 | US TREASURY STRIP | | 2/15/2019 | 4.11 \$ | 50,000.00 \$ | 32,172.00 \$ | 41,710.50 | 4/16/2008 |

INVS_MONTHEND_INVENTORY
 VisualQED
 INVENTORY
 SETTLEMENT
 7/29/2011

JOSH MANDEL
 TREASURER, STATE OF OHIO

INVESTMENT INVENTORY
 SETTLED POSITIONS AS OF: 07/29/11

| FUND | CUSIP | DESCRIPTION | RATE | MATURITY | YIELD | PAR AMOUNT | BOOK VALUE | MARKET VALUE | 1ST PUR |
|----------|-----------|-----------------------|------|------------|---------|-----------------|-----------------|--------------|------------|
| 302 DPTF | 912833KU3 | US TREASURY STRIP | | 2/15/2019 | 4.02 \$ | 10,000.00 \$ | 6,498.00 \$ | 8,342.10 | 4/16/2008 |
| 302 DPTF | 912833KU3 | US TREASURY STRIP | | 2/15/2019 | 4.35 \$ | 25,000.00 \$ | 15,707.50 \$ | 20,855.25 | 4/28/2008 |
| 302 DPTF | 912833KU3 | US TREASURY STRIP | | 2/15/2019 | 3.47 \$ | 50,000.00 \$ | 35,473.50 \$ | 41,710.50 | 2/27/2009 |
| 302 DPTF | 912833KU3 | US TREASURY STRIP | | 2/15/2019 | 3.57 \$ | 50,000.00 \$ | 35,229.50 \$ | 41,710.50 | 3/20/2009 |
| 302 DPTF | 912833KU3 | US TREASURY STRIP | | 2/15/2019 | 3.24 \$ | 100,000.00 \$ | 72,790.00 \$ | 83,421.00 | 3/30/2009 |
| 302 DPTF | 912833KU3 | US TREASURY STRIP | | 2/15/2019 | 3.22 \$ | 5,000.00 \$ | 3,650.00 \$ | 4,171.05 | 4/13/2009 |
| 302 DPTF | 912833KU3 | US TREASURY STRIP | | 2/15/2019 | 3.39 \$ | 50,000.00 \$ | 35,937.50 \$ | 41,710.50 | 4/16/2009 |
| 302 DPTF | 912833KU3 | US TREASURY STRIP | | 2/15/2019 | 3.32 \$ | 50,000.00 \$ | 36,191.50 \$ | 41,710.50 | 4/24/2009 |
| 302 DPTF | 912833KU3 | US TREASURY STRIP | | 2/15/2019 | 3.85 \$ | 100,000.00 \$ | 70,898.00 \$ | 83,421.00 | 2/8/2010 |
| 302 DPTF | 912833KU3 | US TREASURY STRIP | | 2/15/2019 | 3.80 \$ | 50,000.00 \$ | 35,679.50 \$ | 41,710.50 | 3/3/2010 |
| 302 DPTF | 912833KU3 | US TREASURY STRIP | | 2/15/2019 | 3.84 \$ | 100,000.00 \$ | 71,206.00 \$ | 83,421.00 | 3/12/2010 |
| 302 DPTF | 912833KU3 | US TREASURY STRIP | | 2/15/2019 | 4.03 \$ | 50,000.00 \$ | 35,115.00 \$ | 41,710.50 | 4/8/2010 |
| 302 DPTF | 912833KU3 | US TREASURY STRIP | | 2/15/2019 | 3.74 \$ | 50,000.00 \$ | 36,093.50 \$ | 41,710.50 | 4/30/2010 |
| 302 DPTF | 912833KU3 | US TREASURY STRIP | | 2/15/2019 | 3.24 \$ | 50,000.00 \$ | 38,705.50 \$ | 41,710.50 | 2/28/2011 |
| 302 DPTF | 912833KU3 | US TREASURY STRIP | | 2/15/2019 | 3.32 \$ | 100,000.00 \$ | 77,234.00 \$ | 83,421.00 | 4/12/2011 |
| 302 DPTF | 912833KU3 | US TREASURY STRIP | | 2/15/2019 | 3.00 \$ | 100,000.00 \$ | 79,306.00 \$ | 83,421.00 | 5/5/2011 |
| 302 DPTF | 912833KV1 | US TREASURY STRIP | | 5/15/2019 | 5.08 \$ | 50,000.00 \$ | 27,454.00 \$ | 41,215.50 | 5/31/2007 |
| 302 DPTF | 912833KV1 | US TREASURY STRIP | | 5/15/2019 | 5.34 \$ | 50,000.00 \$ | 26,726.00 \$ | 41,215.50 | 6/26/2007 |
| 302 DPTF | 912833KV1 | US TREASURY STRIP | | 5/15/2019 | 5.21 \$ | 50,000.00 \$ | 27,172.50 \$ | 41,215.50 | 7/6/2007 |
| 302 DPTF | 912833KV1 | US TREASURY STRIP | | 5/15/2019 | 5.10 \$ | 100,000.00 \$ | 55,215.00 \$ | 82,431.00 | 7/30/2007 |
| 302 DPTF | 912833KV1 | US TREASURY STRIP | | 5/15/2019 | 4.33 \$ | 50,000.00 \$ | 31,255.50 \$ | 41,215.50 | 5/27/2008 |
| 302 DPTF | 912833KV1 | US TREASURY STRIP | | 5/15/2019 | 4.42 \$ | 25,000.00 \$ | 15,501.50 \$ | 20,607.75 | 6/9/2008 |
| 302 DPTF | 912833KV1 | US TREASURY STRIP | | 5/15/2019 | 4.37 \$ | 10,000.00 \$ | 6,260.00 \$ | 8,243.10 | 7/11/2008 |
| 302 DPTF | 912833KV1 | US TREASURY STRIP | | 5/15/2019 | 3.87 \$ | 150,000.00 \$ | 102,256.50 \$ | 123,646.50 | 5/13/2009 |
| 302 DPTF | 912833KV1 | US TREASURY STRIP | | 5/15/2019 | 4.10 \$ | 50,000.00 \$ | 33,664.88 \$ | 41,215.50 | 8/18/2009 |
| 302 DPTF | 912833KV1 | US TREASURY STRIP | | 5/15/2019 | 3.66 \$ | 306,000.00 \$ | 220,690.87 \$ | 252,238.86 | 5/11/2010 |
| 302 DPTF | 912833KV1 | US TREASURY STRIP | | 5/15/2019 | 3.69 \$ | 25,000.00 \$ | 17,996.00 \$ | 20,607.75 | 5/14/2010 |
| 302 DPTF | 912833KV1 | US TREASURY STRIP | | 5/15/2019 | 3.06 \$ | 50,000.00 \$ | 38,194.00 \$ | 41,215.50 | 6/30/2010 |
| 302 DPTF | 912833KV1 | US TREASURY STRIP | | 5/15/2019 | 3.14 \$ | 100,000.00 \$ | 75,926.00 \$ | 82,431.00 | 7/13/2010 |
| 302 DPTF | 912833KV1 | US TREASURY STRIP | | 5/15/2019 | 3.02 \$ | 100,000.00 \$ | 78,665.00 \$ | 82,431.00 | 5/9/2011 |
| 302 DPTF | 912833KV1 | US TREASURY STRIP | | 5/15/2019 | 2.67 \$ | 100,000.00 \$ | 81,053.00 \$ | 82,431.00 | 6/13/2011 |
| 302 DPTF | 912833KV1 | US TREASURY STRIP | | 5/15/2019 | 2.67 \$ | 50,000.00 \$ | 40,554.50 \$ | 41,215.50 | 6/23/2011 |
| 302 DPTF | 912833KV1 | US TREASURY STRIP | | 5/15/2019 | 2.67 \$ | 50,000.00 \$ | 40,571.00 \$ | 41,215.50 | 6/27/2011 |
| 305 DPTF | 912833KV1 | US TREASURY STRIP | | 5/15/2019 | 4.37 \$ | 7,538,000.00 \$ | 4,688,636.00 \$ | 6,213,648.78 | 5/22/2008 |
| 302 DPTF | 912803AR4 | US TREASURY STRIP (P) | | 8/15/2019 | 5.03 \$ | 100,000.00 \$ | 55,420.00 \$ | 81,934.00 | 9/25/2007 |
| 302 DPTF | 912833KW9 | US TREASURY STRIP | | 8/15/2019 | 4.85 \$ | 50,000.00 \$ | 26,992.50 \$ | 40,688.50 | 10/4/2006 |
| 302 DPTF | 912833KW9 | US TREASURY STRIP | | 8/15/2019 | 5.00 \$ | 138,000.00 \$ | 73,316.64 \$ | 112,300.26 | 10/26/2006 |
| 302 DPTF | 912833KW9 | US TREASURY STRIP | | 8/15/2019 | 4.75 \$ | 50,000.00 \$ | 27,543.00 \$ | 40,688.50 | 11/28/2006 |
| 302 DPTF | 912833KW9 | US TREASURY STRIP | | 8/15/2019 | 4.94 \$ | 100,000.00 \$ | 55,773.00 \$ | 81,377.00 | 8/28/2007 |
| 302 DPTF | 912833KW9 | US TREASURY STRIP | | 8/15/2019 | 4.84 \$ | 100,000.00 \$ | 56,708.00 \$ | 81,377.00 | 10/5/2007 |
| 302 DPTF | 912833KW9 | US TREASURY STRIP | | 8/15/2019 | 4.07 \$ | 50,000.00 \$ | 32,225.00 \$ | 40,688.50 | 9/15/2008 |
| 302 DPTF | 912833KW9 | US TREASURY STRIP | | 8/15/2019 | 4.07 \$ | 100,000.00 \$ | 66,893.25 \$ | 81,377.00 | 8/18/2009 |
| 302 DPTF | 912833KW9 | US TREASURY STRIP | | 8/15/2019 | 2.90 \$ | 50,000.00 \$ | 38,597.50 \$ | 40,688.50 | 8/13/2010 |
| 302 DPTF | 912833KW9 | US TREASURY STRIP | | 8/15/2019 | 2.77 \$ | 100,000.00 \$ | 78,302.00 \$ | 81,377.00 | 9/24/2010 |
| 305 DPTF | 912833KW9 | US TREASURY STRIP | | 8/15/2019 | 3.96 \$ | 576,000.00 \$ | 375,626.88 \$ | 468,731.52 | 9/22/2008 |
| 302 DPTF | 912833KX7 | US TREASURY STRIP | | 11/15/2019 | 4.76 \$ | 250,000.00 \$ | 136,157.50 \$ | 200,595.00 | 12/18/2006 |
| 302 DPTF | 912833KX7 | US TREASURY STRIP | | 11/15/2019 | 4.41 \$ | 50,000.00 \$ | 29,705.00 \$ | 40,119.00 | 12/5/2007 |
| 302 DPTF | 912833KX7 | US TREASURY STRIP | | 11/15/2019 | 4.72 \$ | 100,000.00 \$ | 57,381.00 \$ | 80,238.00 | 12/19/2007 |
| 302 DPTF | 912833KX7 | US TREASURY STRIP | | 11/15/2019 | 4.34 \$ | 150,000.00 \$ | 90,180.00 \$ | 120,357.00 | 1/10/2008 |
| 302 DPTF | 912833KX7 | US TREASURY STRIP | | 11/15/2019 | 4.47 \$ | 100,000.00 \$ | 61,536.00 \$ | 80,238.00 | 11/21/2008 |
| 302 DPTF | 912833KX7 | US TREASURY STRIP | | 11/15/2019 | 3.96 \$ | 5,000.00 \$ | 3,250.00 \$ | 4,011.90 | 11/21/2008 |
| 302 DPTF | 912833KX7 | US TREASURY STRIP | | 11/15/2019 | 3.40 \$ | 250,000.00 \$ | 173,470.00 \$ | 200,595.00 | 1/12/2009 |
| 302 DPTF | 912833KX7 | US TREASURY STRIP | | 11/15/2019 | 3.80 \$ | 100,000.00 \$ | 66,689.00 \$ | 80,238.00 | 2/4/2009 |

INVS_MONTHEND_INVENTORY
 VisualQED
 INVENTORY
 SETTLEMENT
 7/29/2011

JOSH MANDEL
 TREASURER, STATE OF OHIO

INVESTMENT INVENTORY
 SETTLED POSITIONS AS OF: 07/29/11

| FUND | CUSIP | DESCRIPTION | RATE | MATURITY | YIELD | PAR AMOUNT | BOOK VALUE | MARKET VALUE | 1ST PUR |
|----------|-----------|-------------------|------|------------|---------|-----------------|-----------------|--------------|------------|
| 302 DPTF | 912833KX7 | US TREASURY STRIP | | 11/15/2019 | 3.73 \$ | 100,000.00 \$ | 69,172.00 \$ | 80,238.00 | 11/24/2009 |
| 302 DPTF | 912833KX7 | US TREASURY STRIP | | 11/15/2019 | 3.90 \$ | 50,000.00 \$ | 34,246.00 \$ | 40,119.00 | 1/28/2010 |
| 302 DPTF | 912833KX7 | US TREASURY STRIP | | 11/15/2019 | 2.62 \$ | 50,000.00 \$ | 39,563.00 \$ | 40,119.00 | 11/17/2010 |
| 302 DPTF | 912833KX7 | US TREASURY STRIP | | 11/15/2019 | 2.82 \$ | 50,000.00 \$ | 38,902.00 \$ | 40,119.00 | 11/24/2010 |
| 302 DPTF | 912833KX7 | US TREASURY STRIP | | 11/15/2019 | 3.35 \$ | 100,000.00 \$ | 74,675.00 \$ | 80,238.00 | 1/31/2011 |
| 302 DPTF | 912833KY5 | US TREASURY STRIP | | 2/15/2020 | 4.91 \$ | 50,000.00 \$ | 26,782.00 \$ | 39,572.50 | 4/3/2007 |
| 302 DPTF | 912833KY5 | US TREASURY STRIP | | 2/15/2020 | 5.03 \$ | 100,000.00 \$ | 52,828.00 \$ | 79,145.00 | 4/12/2007 |
| 302 DPTF | 912833KY5 | US TREASURY STRIP | | 2/15/2020 | 4.88 \$ | 100,000.00 \$ | 53,960.00 \$ | 79,145.00 | 4/30/2007 |
| 302 DPTF | 912833KY5 | US TREASURY STRIP | | 2/15/2020 | 4.50 \$ | 10,000.00 \$ | 5,871.79 \$ | 7,914.50 | 2/28/2008 |
| 302 DPTF | 912833KY5 | US TREASURY STRIP | | 2/15/2020 | 4.22 \$ | 10,000.00 \$ | 6,090.00 \$ | 7,914.50 | 3/27/2008 |
| 302 DPTF | 912833KY5 | US TREASURY STRIP | | 2/15/2020 | 4.28 \$ | 50,000.00 \$ | 30,227.00 \$ | 39,572.50 | 3/28/2008 |
| 302 DPTF | 912833KY5 | US TREASURY STRIP | | 2/15/2020 | 4.15 \$ | 50,000.00 \$ | 30,753.50 \$ | 39,572.50 | 4/16/2008 |
| 302 DPTF | 912833KY5 | US TREASURY STRIP | | 2/15/2020 | 4.18 \$ | 10,000.00 \$ | 6,132.00 \$ | 7,914.50 | 4/16/2008 |
| 302 DPTF | 912833KY5 | US TREASURY STRIP | | 2/15/2020 | 4.47 \$ | 25,000.00 \$ | 14,838.75 \$ | 19,786.25 | 4/28/2008 |
| 302 DPTF | 912833KY5 | US TREASURY STRIP | | 2/15/2020 | 3.71 \$ | 50,000.00 \$ | 33,416.00 \$ | 39,572.50 | 2/27/2009 |
| 302 DPTF | 912833KY5 | US TREASURY STRIP | | 2/15/2020 | 3.78 \$ | 50,000.00 \$ | 33,250.00 \$ | 39,572.50 | 3/20/2009 |
| 302 DPTF | 912833KY5 | US TREASURY STRIP | | 2/15/2020 | 3.52 \$ | 100,000.00 \$ | 68,408.00 \$ | 79,145.00 | 3/30/2009 |
| 302 DPTF | 912833KY5 | US TREASURY STRIP | | 2/15/2020 | 3.32 \$ | 5,000.00 \$ | 3,500.00 \$ | 3,957.25 | 4/13/2009 |
| 302 DPTF | 912833KY5 | US TREASURY STRIP | | 2/15/2020 | 3.62 \$ | 50,000.00 \$ | 33,907.50 \$ | 39,572.50 | 4/16/2009 |
| 302 DPTF | 912833KY5 | US TREASURY STRIP | | 2/15/2020 | 3.56 \$ | 50,000.00 \$ | 34,140.00 \$ | 39,572.50 | 4/24/2009 |
| 302 DPTF | 912833KY5 | US TREASURY STRIP | | 2/15/2020 | 4.05 \$ | 100,000.00 \$ | 66,917.00 \$ | 79,145.00 | 2/8/2010 |
| 302 DPTF | 912833KY5 | US TREASURY STRIP | | 2/15/2020 | 3.99 \$ | 50,000.00 \$ | 33,727.00 \$ | 39,572.50 | 3/3/2010 |
| 302 DPTF | 912833KY5 | US TREASURY STRIP | | 2/15/2020 | 4.05 \$ | 100,000.00 \$ | 67,152.00 \$ | 79,145.00 | 3/12/2010 |
| 302 DPTF | 912833KY5 | US TREASURY STRIP | | 2/15/2020 | 4.25 \$ | 50,000.00 \$ | 33,037.00 \$ | 39,572.50 | 4/8/2010 |
| 302 DPTF | 912833KY5 | US TREASURY STRIP | | 2/15/2020 | 3.99 \$ | 50,000.00 \$ | 33,954.50 \$ | 39,572.50 | 4/30/2010 |
| 302 DPTF | 912833KY5 | US TREASURY STRIP | | 2/15/2020 | 3.51 \$ | 50,000.00 \$ | 36,599.00 \$ | 39,572.50 | 2/28/2011 |
| 302 DPTF | 912833KY5 | US TREASURY STRIP | | 2/15/2020 | 3.58 \$ | 100,000.00 \$ | 73,094.00 \$ | 79,145.00 | 4/12/2011 |
| 302 DPTF | 912833KY5 | US TREASURY STRIP | | 2/15/2020 | 3.29 \$ | 100,000.00 \$ | 75,074.00 \$ | 79,145.00 | 5/5/2011 |
| 302 DPTF | 912833KZ2 | US TREASURY STRIP | | 5/15/2020 | 5.14 \$ | 50,000.00 \$ | 25,897.50 \$ | 38,953.00 | 5/31/2007 |
| 302 DPTF | 912833KZ2 | US TREASURY STRIP | | 5/15/2020 | 5.40 \$ | 50,000.00 \$ | 25,164.00 \$ | 38,953.00 | 6/26/2007 |
| 302 DPTF | 912833KZ2 | US TREASURY STRIP | | 5/15/2020 | 5.27 \$ | 50,000.00 \$ | 25,600.00 \$ | 38,953.00 | 7/6/2007 |
| 302 DPTF | 912833KZ2 | US TREASURY STRIP | | 5/15/2020 | 5.17 \$ | 100,000.00 \$ | 52,047.00 \$ | 77,906.00 | 7/30/2007 |
| 302 DPTF | 912833KZ2 | US TREASURY STRIP | | 5/15/2020 | 5.10 \$ | 100,000.00 \$ | 52,950.00 \$ | 77,906.00 | 9/25/2007 |
| 302 DPTF | 912833KZ2 | US TREASURY STRIP | | 5/15/2020 | 4.47 \$ | 50,000.00 \$ | 29,458.00 \$ | 38,953.00 | 5/27/2008 |
| 302 DPTF | 912833KZ2 | US TREASURY STRIP | | 5/15/2020 | 4.59 \$ | 25,000.00 \$ | 14,547.00 \$ | 19,476.50 | 6/9/2008 |
| 302 DPTF | 912833KZ2 | US TREASURY STRIP | | 5/15/2020 | 4.50 \$ | 10,000.00 \$ | 5,904.40 \$ | 7,790.60 | 7/11/2008 |
| 302 DPTF | 912833KZ2 | US TREASURY STRIP | | 5/15/2020 | 4.11 \$ | 150,000.00 \$ | 95,820.00 \$ | 116,859.00 | 5/13/2009 |
| 302 DPTF | 912833KZ2 | US TREASURY STRIP | | 5/15/2020 | 4.36 \$ | 50,000.00 \$ | 31,469.72 \$ | 38,953.00 | 8/18/2009 |
| 302 DPTF | 912833KZ2 | US TREASURY STRIP | | 5/15/2020 | 3.93 \$ | 306,000.00 \$ | 207,171.79 \$ | 238,392.36 | 5/11/2010 |
| 302 DPTF | 912833KZ2 | US TREASURY STRIP | | 5/15/2020 | 3.93 \$ | 25,000.00 \$ | 16,931.75 \$ | 19,476.50 | 5/14/2010 |
| 302 DPTF | 912833KZ2 | US TREASURY STRIP | | 5/15/2020 | 3.34 \$ | 50,000.00 \$ | 36,040.00 \$ | 38,953.00 | 6/30/2010 |
| 302 DPTF | 912833KZ2 | US TREASURY STRIP | | 5/15/2020 | 3.41 \$ | 100,000.00 \$ | 71,733.00 \$ | 77,906.00 | 7/13/2010 |
| 302 DPTF | 912833KZ2 | US TREASURY STRIP | | 5/15/2020 | 3.31 \$ | 100,000.00 \$ | 74,378.00 \$ | 77,906.00 | 5/9/2011 |
| 302 DPTF | 912833KZ2 | US TREASURY STRIP | | 5/15/2020 | 3.00 \$ | 100,000.00 \$ | 76,671.00 \$ | 77,906.00 | 6/13/2011 |
| 302 DPTF | 912833KZ2 | US TREASURY STRIP | | 5/15/2020 | 3.01 \$ | 50,000.00 \$ | 38,333.00 \$ | 38,953.00 | 6/23/2011 |
| 302 DPTF | 912833KZ2 | US TREASURY STRIP | | 5/15/2020 | 3.02 \$ | 50,000.00 \$ | 38,303.50 \$ | 38,953.00 | 6/27/2011 |
| 305 DPTF | 912833KZ2 | US TREASURY STRIP | | 5/15/2020 | 4.54 \$ | 7,538,000.00 \$ | 4,403,774.98 \$ | 5,872,554.28 | 5/22/2008 |
| 302 DPTF | 912833LA6 | US TREASURY STRIP | | 8/15/2020 | 4.90 \$ | 50,000.00 \$ | 25,556.00 \$ | 38,426.50 | 10/4/2006 |
| 302 DPTF | 912833LA6 | US TREASURY STRIP | | 8/15/2020 | 5.05 \$ | 138,000.00 \$ | 69,324.30 \$ | 106,057.14 | 10/26/2006 |
| 302 DPTF | 912833LA6 | US TREASURY STRIP | | 8/15/2020 | 4.80 \$ | 50,000.00 \$ | 26,106.00 \$ | 38,426.50 | 11/28/2006 |
| 302 DPTF | 912833LA6 | US TREASURY STRIP | | 8/15/2020 | 4.98 \$ | 100,000.00 \$ | 52,849.00 \$ | 76,853.00 | 8/28/2007 |
| 302 DPTF | 912833LA6 | US TREASURY STRIP | | 8/15/2020 | 4.92 \$ | 100,000.00 \$ | 53,520.00 \$ | 76,853.00 | 10/5/2007 |
| 302 DPTF | 912833LA6 | US TREASURY STRIP | | 8/15/2020 | 4.21 \$ | 50,000.00 \$ | 30,425.00 \$ | 38,426.50 | 9/15/2008 |

INVS_MONTHEND_INVENTORY
 VisualQED
 INVENTORY
 SETTLEMENT
 7/29/2011

JOSH MANDEL
 TREASURER, STATE OF OHIO

INVESTMENT INVENTORY
 SETTLED POSITIONS AS OF: 07/29/11

| FUND | CUSIP | DESCRIPTION | RATE | MATURITY | YIELD | PAR AMOUNT | BOOK VALUE | MARKET VALUE | 1ST PUR |
|----------|-----------|-------------------|------|------------|---------|---------------|---------------|--------------|------------|
| 302 DPTF | 912833LA6 | US TREASURY STRIP | | 8/15/2020 | 4.35 \$ | 100,000.00 \$ | 62,346.25 \$ | 76,853.00 | 8/18/2009 |
| 302 DPTF | 912833LA6 | US TREASURY STRIP | | 8/15/2020 | 3.17 \$ | 50,000.00 \$ | 36,519.00 \$ | 38,426.50 | 8/13/2010 |
| 302 DPTF | 912833LA6 | US TREASURY STRIP | | 8/15/2020 | 2.98 \$ | 100,000.00 \$ | 74,633.00 \$ | 76,853.00 | 9/24/2010 |
| 305 DPTF | 912833LA6 | US TREASURY STRIP | | 8/15/2020 | 4.08 \$ | 576,000.00 \$ | 356,158.08 \$ | 442,673.28 | 9/22/2008 |
| 302 DPTF | 912833LB4 | US TREASURY STRIP | | 11/15/2020 | 4.81 \$ | 250,000.00 \$ | 129,142.50 \$ | 189,520.00 | 12/18/2006 |
| 302 DPTF | 912833LB4 | US TREASURY STRIP | | 11/15/2020 | 4.48 \$ | 50,000.00 \$ | 28,195.00 \$ | 37,904.00 | 12/5/2007 |
| 302 DPTF | 912833LB4 | US TREASURY STRIP | | 11/15/2020 | 4.81 \$ | 100,000.00 \$ | 54,147.00 \$ | 75,808.00 | 12/19/2007 |
| 302 DPTF | 912833LB4 | US TREASURY STRIP | | 11/15/2020 | 4.47 \$ | 150,000.00 \$ | 85,065.00 \$ | 113,712.00 | 1/10/2008 |
| 302 DPTF | 912833LB4 | US TREASURY STRIP | | 11/15/2020 | 4.66 \$ | 100,000.00 \$ | 57,578.00 \$ | 75,808.00 | 11/21/2008 |
| 302 DPTF | 912833LB4 | US TREASURY STRIP | | 11/15/2020 | 4.17 \$ | 5,000.00 \$ | 3,050.00 \$ | 3,790.40 | 11/21/2008 |
| 302 DPTF | 912833LB4 | US TREASURY STRIP | | 11/15/2020 | 3.60 \$ | 250,000.00 \$ | 163,860.00 \$ | 189,520.00 | 1/12/2009 |
| 302 DPTF | 912833LB4 | US TREASURY STRIP | | 11/15/2020 | 3.99 \$ | 100,000.00 \$ | 62,834.00 \$ | 75,808.00 | 2/4/2009 |
| 302 DPTF | 912833LB4 | US TREASURY STRIP | | 11/15/2020 | 3.93 \$ | 100,000.00 \$ | 65,206.00 \$ | 75,808.00 | 11/24/2009 |
| 302 DPTF | 912833LB4 | US TREASURY STRIP | | 11/15/2020 | 4.06 \$ | 50,000.00 \$ | 32,388.00 \$ | 37,904.00 | 1/28/2010 |
| 302 DPTF | 912833LB4 | US TREASURY STRIP | | 11/15/2020 | 2.90 \$ | 50,000.00 \$ | 37,497.00 \$ | 37,904.00 | 11/17/2010 |
| 302 DPTF | 912833LB4 | US TREASURY STRIP | | 11/15/2020 | 3.13 \$ | 50,000.00 \$ | 36,668.50 \$ | 37,904.00 | 11/24/2010 |
| 302 DPTF | 912833LB4 | US TREASURY STRIP | | 11/15/2020 | 3.61 \$ | 100,000.00 \$ | 70,436.00 \$ | 75,808.00 | 1/31/2011 |
| 302 DPTF | 912833LC2 | US TREASURY STRIP | | 2/15/2021 | 4.96 \$ | 50,000.00 \$ | 25,342.00 \$ | 37,442.50 | 4/3/2007 |
| 302 DPTF | 912833LC2 | US TREASURY STRIP | | 2/15/2021 | 5.06 \$ | 100,000.00 \$ | 50,081.00 \$ | 74,885.00 | 4/12/2007 |
| 302 DPTF | 912833LC2 | US TREASURY STRIP | | 2/15/2021 | 4.95 \$ | 100,000.00 \$ | 50,938.00 \$ | 74,885.00 | 4/30/2007 |
| 302 DPTF | 912833LC2 | US TREASURY STRIP | | 2/15/2021 | 4.65 \$ | 10,000.00 \$ | 5,510.45 \$ | 7,488.50 | 2/28/2008 |
| 302 DPTF | 912833LC2 | US TREASURY STRIP | | 2/15/2021 | 4.30 \$ | 10,000.00 \$ | 5,780.00 \$ | 7,488.50 | 3/27/2008 |
| 302 DPTF | 912833LC2 | US TREASURY STRIP | | 2/15/2021 | 4.38 \$ | 50,000.00 \$ | 28,610.50 \$ | 37,442.50 | 3/28/2008 |
| 302 DPTF | 912833LC2 | US TREASURY STRIP | | 2/15/2021 | 4.26 \$ | 50,000.00 \$ | 29,111.00 \$ | 37,442.50 | 4/16/2008 |
| 302 DPTF | 912833LC2 | US TREASURY STRIP | | 2/15/2021 | 4.26 \$ | 10,000.00 \$ | 5,820.00 \$ | 7,488.50 | 4/16/2008 |
| 302 DPTF | 912833LC2 | US TREASURY STRIP | | 2/15/2021 | 4.60 \$ | 25,000.00 \$ | 13,968.00 \$ | 18,721.25 | 4/28/2008 |
| 302 DPTF | 912833LC2 | US TREASURY STRIP | | 2/15/2021 | 3.84 \$ | 50,000.00 \$ | 31,722.00 \$ | 37,442.50 | 2/27/2009 |
| 302 DPTF | 912833LC2 | US TREASURY STRIP | | 2/15/2021 | 3.90 \$ | 50,000.00 \$ | 31,565.00 \$ | 37,442.50 | 3/20/2009 |
| 302 DPTF | 912833LC2 | US TREASURY STRIP | | 2/15/2021 | 3.75 \$ | 100,000.00 \$ | 64,312.00 \$ | 74,885.00 | 3/30/2009 |
| 302 DPTF | 912833LC2 | US TREASURY STRIP | | 2/15/2021 | 3.54 \$ | 5,000.00 \$ | 3,300.00 \$ | 3,744.25 | 4/13/2009 |
| 302 DPTF | 912833LC2 | US TREASURY STRIP | | 2/15/2021 | 3.84 \$ | 50,000.00 \$ | 31,873.50 \$ | 37,442.50 | 4/16/2009 |
| 302 DPTF | 912833LC2 | US TREASURY STRIP | | 2/15/2021 | 3.77 \$ | 50,000.00 \$ | 32,170.00 \$ | 37,442.50 | 4/24/2009 |
| 302 DPTF | 912833LC2 | US TREASURY STRIP | | 2/15/2021 | 4.22 \$ | 100,000.00 \$ | 63,118.00 \$ | 74,885.00 | 2/8/2010 |
| 302 DPTF | 912833LC2 | US TREASURY STRIP | | 2/15/2021 | 4.17 \$ | 50,000.00 \$ | 31,812.50 \$ | 37,442.50 | 3/3/2010 |
| 302 DPTF | 912833LC2 | US TREASURY STRIP | | 2/15/2021 | 4.22 \$ | 100,000.00 \$ | 63,368.00 \$ | 74,885.00 | 3/12/2010 |
| 302 DPTF | 912833LC2 | US TREASURY STRIP | | 2/15/2021 | 4.25 \$ | 50,000.00 \$ | 31,662.00 \$ | 37,442.50 | 4/8/2010 |
| 302 DPTF | 912833LC2 | US TREASURY STRIP | | 2/15/2021 | 4.16 \$ | 50,000.00 \$ | 32,074.50 \$ | 37,442.50 | 4/30/2010 |
| 302 DPTF | 912833LC2 | US TREASURY STRIP | | 2/15/2021 | 3.74 \$ | 50,000.00 \$ | 34,580.50 \$ | 37,442.50 | 2/28/2011 |
| 302 DPTF | 912833LC2 | US TREASURY STRIP | | 2/15/2021 | 3.81 \$ | 100,000.00 \$ | 68,998.00 \$ | 74,885.00 | 4/12/2011 |
| 302 DPTF | 912833LC2 | US TREASURY STRIP | | 2/15/2021 | 3.56 \$ | 100,000.00 \$ | 70,839.00 \$ | 74,885.00 | 5/5/2011 |
| 302 DPTF | 912833LD0 | US TREASURY STRIP | | 5/15/2021 | 5.18 \$ | 50,000.00 \$ | 24,490.50 \$ | 36,924.50 | 5/31/2007 |
| 302 DPTF | 912833LD0 | US TREASURY STRIP | | 5/15/2021 | 5.43 \$ | 50,000.00 \$ | 23,777.50 \$ | 36,924.50 | 6/26/2007 |
| 302 DPTF | 912833LD0 | US TREASURY STRIP | | 5/15/2021 | 5.30 \$ | 50,000.00 \$ | 24,218.50 \$ | 36,924.50 | 7/6/2007 |
| 302 DPTF | 912833LD0 | US TREASURY STRIP | | 5/15/2021 | 5.20 \$ | 100,000.00 \$ | 49,258.00 \$ | 73,849.00 | 7/30/2007 |
| 302 DPTF | 912833LD0 | US TREASURY STRIP | | 5/15/2021 | 5.14 \$ | 100,000.00 \$ | 50,030.00 \$ | 73,849.00 | 9/25/2007 |
| 302 DPTF | 912833LD0 | US TREASURY STRIP | | 5/15/2021 | 4.57 \$ | 50,000.00 \$ | 27,829.00 \$ | 36,924.50 | 5/27/2008 |
| 302 DPTF | 912833LD0 | US TREASURY STRIP | | 5/15/2021 | 4.69 \$ | 25,000.00 \$ | 13,735.75 \$ | 18,462.25 | 6/9/2008 |
| 302 DPTF | 912833LD0 | US TREASURY STRIP | | 5/15/2021 | 4.57 \$ | 10,000.00 \$ | 5,596.70 \$ | 7,384.90 | 7/11/2008 |
| 302 DPTF | 912833LD0 | US TREASURY STRIP | | 5/15/2021 | 4.26 \$ | 150,000.00 \$ | 90,420.00 \$ | 110,773.50 | 5/13/2009 |
| 302 DPTF | 912833LD0 | US TREASURY STRIP | | 5/15/2021 | 4.49 \$ | 50,000.00 \$ | 29,674.86 \$ | 36,924.50 | 8/18/2009 |
| 302 DPTF | 912833LD0 | US TREASURY STRIP | | 5/15/2021 | 4.07 \$ | 306,000.00 \$ | 196,327.15 \$ | 225,977.94 | 5/11/2010 |
| 302 DPTF | 912833LD0 | US TREASURY STRIP | | 5/15/2021 | 4.05 \$ | 25,000.00 \$ | 16,078.75 \$ | 18,462.25 | 5/14/2010 |
| 302 DPTF | 912833LD0 | US TREASURY STRIP | | 5/15/2021 | 3.51 \$ | 50,000.00 \$ | 34,237.00 \$ | 36,924.50 | 6/30/2010 |

INVS_MONTHEND_INVENTORY
 VisualQED
 INVENTORY
 SETTLEMENT
 7/29/2011

JOSH MANDEL
 TREASURER, STATE OF OHIO

INVESTMENT INVENTORY
 SETTLED POSITIONS AS OF: 07/29/11

| FUND | CUSIP | DESCRIPTION | RATE | MATURITY | YIELD | PAR AMOUNT | BOOK VALUE | MARKET VALUE | 1ST PUR |
|----------|-----------|-------------------|------|------------|---------|-----------------|-----------------|--------------|------------|
| 302 DPTF | 912833LD0 | US TREASURY STRIP | | 5/15/2021 | 3.59 \$ | 100,000.00 \$ | 68,000.00 \$ | 73,849.00 | 7/13/2010 |
| 302 DPTF | 912833LD0 | US TREASURY STRIP | | 5/15/2021 | 3.57 \$ | 100,000.00 \$ | 70,191.00 \$ | 73,849.00 | 5/9/2011 |
| 302 DPTF | 912833LD0 | US TREASURY STRIP | | 5/15/2021 | 3.20 \$ | 100,000.00 \$ | 72,981.00 \$ | 73,849.00 | 6/13/2011 |
| 302 DPTF | 912833LD0 | US TREASURY STRIP | | 5/15/2021 | 3.25 \$ | 50,000.00 \$ | 36,345.00 \$ | 36,924.50 | 6/23/2011 |
| 302 DPTF | 912833LD0 | US TREASURY STRIP | | 5/15/2021 | 3.26 \$ | 50,000.00 \$ | 36,334.50 \$ | 36,924.50 | 6/27/2011 |
| 305 DPTF | 912833LD0 | US TREASURY STRIP | | 5/15/2021 | 4.63 \$ | 7,538,000.00 \$ | 4,162,709.74 \$ | 5,566,737.62 | 5/22/2008 |
| 302 DPTF | 912833LE8 | US TREASURY STRIP | | 8/15/2021 | 4.92 \$ | 50,000.00 \$ | 24,277.50 \$ | 36,448.00 | 10/4/2006 |
| 302 DPTF | 912833LE8 | US TREASURY STRIP | | 8/15/2021 | 5.08 \$ | 138,000.00 \$ | 65,704.56 \$ | 100,596.48 | 10/26/2006 |
| 302 DPTF | 912833LE8 | US TREASURY STRIP | | 8/15/2021 | 4.82 \$ | 50,000.00 \$ | 24,808.50 \$ | 36,448.00 | 11/28/2006 |
| 302 DPTF | 912833LE8 | US TREASURY STRIP | | 8/15/2021 | 5.08 \$ | 100,000.00 \$ | 49,631.00 \$ | 72,896.00 | 8/28/2007 |
| 302 DPTF | 912833LE8 | US TREASURY STRIP | | 8/15/2021 | 4.96 \$ | 100,000.00 \$ | 50,705.00 \$ | 72,896.00 | 10/5/2007 |
| 302 DPTF | 912833LE8 | US TREASURY STRIP | | 8/15/2021 | 4.25 \$ | 50,000.00 \$ | 29,050.00 \$ | 36,448.00 | 9/15/2008 |
| 302 DPTF | 912833LE8 | US TREASURY STRIP | | 8/15/2021 | 4.47 \$ | 100,000.00 \$ | 58,879.25 \$ | 72,896.00 | 8/18/2009 |
| 302 DPTF | 912833LE8 | US TREASURY STRIP | | 8/15/2021 | 3.38 \$ | 50,000.00 \$ | 34,594.00 \$ | 36,448.00 | 8/13/2010 |
| 302 DPTF | 912833LE8 | US TREASURY STRIP | | 8/15/2021 | 3.17 \$ | 100,000.00 \$ | 71,034.00 \$ | 72,896.00 | 9/24/2010 |
| 305 DPTF | 912833LE8 | US TREASURY STRIP | | 8/15/2021 | 4.14 \$ | 576,000.00 \$ | 339,684.48 \$ | 419,880.96 | 9/22/2008 |
| 302 DPTF | 912833LF5 | US TREASURY STRIP | | 11/15/2021 | 4.83 \$ | 250,000.00 \$ | 122,757.50 \$ | 179,625.00 | 12/18/2006 |
| 302 DPTF | 912833LF5 | US TREASURY STRIP | | 11/15/2021 | 5.13 \$ | 150,000.00 \$ | 70,956.00 \$ | 107,775.00 | 1/31/2007 |
| 302 DPTF | 912833LF5 | US TREASURY STRIP | | 11/15/2021 | 4.52 \$ | 50,000.00 \$ | 26,815.00 \$ | 35,925.00 | 12/5/2007 |
| 302 DPTF | 912833LF5 | US TREASURY STRIP | | 11/15/2021 | 4.86 \$ | 100,000.00 \$ | 51,285.00 \$ | 71,850.00 | 12/19/2007 |
| 302 DPTF | 912833LF5 | US TREASURY STRIP | | 11/15/2021 | 4.50 \$ | 150,000.00 \$ | 80,970.00 \$ | 107,775.00 | 1/10/2008 |
| 302 DPTF | 912833LF5 | US TREASURY STRIP | | 11/15/2021 | 4.69 \$ | 100,000.00 \$ | 54,777.00 \$ | 71,850.00 | 11/21/2008 |
| 302 DPTF | 912833LF5 | US TREASURY STRIP | | 11/15/2021 | 4.24 \$ | 5,000.00 \$ | 2,900.00 \$ | 3,592.50 | 11/21/2008 |
| 302 DPTF | 912833LF5 | US TREASURY STRIP | | 11/15/2021 | 3.69 \$ | 250,000.00 \$ | 156,332.50 \$ | 179,625.00 | 1/12/2009 |
| 302 DPTF | 912833LF5 | US TREASURY STRIP | | 11/15/2021 | 4.07 \$ | 100,000.00 \$ | 59,801.00 \$ | 71,850.00 | 2/4/2009 |
| 302 DPTF | 912833LF5 | US TREASURY STRIP | | 11/15/2021 | 4.09 \$ | 100,000.00 \$ | 61,591.00 \$ | 71,850.00 | 11/24/2009 |
| 302 DPTF | 912833LF5 | US TREASURY STRIP | | 11/15/2021 | 4.22 \$ | 50,000.00 \$ | 30,544.50 \$ | 35,925.00 | 1/28/2010 |
| 302 DPTF | 912833LF5 | US TREASURY STRIP | | 11/15/2021 | 3.18 \$ | 50,000.00 \$ | 35,344.50 \$ | 35,925.00 | 11/17/2010 |
| 302 DPTF | 912833LF5 | US TREASURY STRIP | | 11/15/2021 | 3.40 \$ | 50,000.00 \$ | 34,551.00 \$ | 35,925.00 | 11/24/2010 |
| 302 DPTF | 912833LF5 | US TREASURY STRIP | | 11/15/2021 | 3.85 \$ | 100,000.00 \$ | 66,261.00 \$ | 71,850.00 | 1/31/2011 |
| 302 DPTF | 912833LG3 | US TREASURY STRIP | | 2/15/2022 | 4.98 \$ | 50,000.00 \$ | 24,060.00 \$ | 35,413.00 | 4/3/2007 |
| 302 DPTF | 912833LG3 | US TREASURY STRIP | | 2/15/2022 | 5.10 \$ | 100,000.00 \$ | 47,349.00 \$ | 70,826.00 | 4/12/2007 |
| 302 DPTF | 912833LG3 | US TREASURY STRIP | | 2/15/2022 | 4.98 \$ | 100,000.00 \$ | 48,332.00 \$ | 70,826.00 | 4/30/2007 |
| 302 DPTF | 912833LG3 | US TREASURY STRIP | | 2/15/2022 | 4.72 \$ | 10,000.00 \$ | 5,212.86 \$ | 7,082.60 | 2/28/2008 |
| 302 DPTF | 912833LG3 | US TREASURY STRIP | | 2/15/2022 | 4.40 \$ | 10,000.00 \$ | 5,465.00 \$ | 7,082.60 | 3/27/2008 |
| 302 DPTF | 912833LG3 | US TREASURY STRIP | | 2/15/2022 | 4.45 \$ | 50,000.00 \$ | 27,138.00 \$ | 35,413.00 | 3/28/2008 |
| 302 DPTF | 912833LG3 | US TREASURY STRIP | | 2/15/2022 | 4.35 \$ | 50,000.00 \$ | 27,571.00 \$ | 35,413.00 | 4/16/2008 |
| 302 DPTF | 912833LG3 | US TREASURY STRIP | | 2/15/2022 | 4.36 \$ | 10,000.00 \$ | 5,510.00 \$ | 7,082.60 | 4/16/2008 |
| 302 DPTF | 912833LG3 | US TREASURY STRIP | | 2/15/2022 | 4.67 \$ | 25,000.00 \$ | 13,221.50 \$ | 17,706.50 | 4/28/2008 |
| 302 DPTF | 912833LG3 | US TREASURY STRIP | | 2/15/2022 | 3.91 \$ | 50,000.00 \$ | 30,269.00 \$ | 35,413.00 | 2/27/2009 |
| 302 DPTF | 912833LG3 | US TREASURY STRIP | | 2/15/2022 | 3.94 \$ | 50,000.00 \$ | 30,215.50 \$ | 35,413.00 | 3/20/2009 |
| 302 DPTF | 912833LG3 | US TREASURY STRIP | | 2/15/2022 | 3.83 \$ | 100,000.00 \$ | 61,343.00 \$ | 70,826.00 | 3/30/2009 |
| 302 DPTF | 912833LG3 | US TREASURY STRIP | | 2/15/2022 | 3.63 \$ | 5,000.00 \$ | 3,150.00 \$ | 3,541.30 | 4/13/2009 |
| 302 DPTF | 912833LG3 | US TREASURY STRIP | | 2/15/2022 | 3.95 \$ | 50,000.00 \$ | 30,285.00 \$ | 35,413.00 | 4/16/2009 |
| 302 DPTF | 912833LG3 | US TREASURY STRIP | | 2/15/2022 | 3.88 \$ | 50,000.00 \$ | 30,550.00 \$ | 35,413.00 | 4/24/2009 |
| 302 DPTF | 912833LG3 | US TREASURY STRIP | | 2/15/2022 | 4.37 \$ | 100,000.00 \$ | 59,477.00 \$ | 70,826.00 | 2/8/2010 |
| 302 DPTF | 912833LG3 | US TREASURY STRIP | | 2/15/2022 | 4.35 \$ | 50,000.00 \$ | 29,884.50 \$ | 35,413.00 | 3/3/2010 |
| 302 DPTF | 912833LG3 | US TREASURY STRIP | | 2/15/2022 | 4.40 \$ | 100,000.00 \$ | 59,529.00 \$ | 70,826.00 | 3/12/2010 |
| 302 DPTF | 912833LG3 | US TREASURY STRIP | | 2/15/2022 | 4.55 \$ | 50,000.00 \$ | 29,343.00 \$ | 35,413.00 | 4/8/2010 |
| 302 DPTF | 912833LG3 | US TREASURY STRIP | | 2/15/2022 | 4.30 \$ | 50,000.00 \$ | 30,279.50 \$ | 35,413.00 | 4/30/2010 |
| 302 DPTF | 912833LG3 | US TREASURY STRIP | | 2/15/2022 | 3.96 \$ | 50,000.00 \$ | 32,524.00 \$ | 35,413.00 | 2/28/2011 |
| 302 DPTF | 912833LG3 | US TREASURY STRIP | | 2/15/2022 | 4.06 \$ | 100,000.00 \$ | 64,668.00 \$ | 70,826.00 | 4/12/2011 |
| 302 DPTF | 912833LG3 | US TREASURY STRIP | | 2/15/2022 | 3.78 \$ | 100,000.00 \$ | 66,786.00 \$ | 70,826.00 | 5/5/2011 |

INVS_MONTHEND_INVENTORY
 VisualQED
 INVENTORY
 SETTLEMENT
 7/29/2011

JOSH MANDEL
 TREASURER, STATE OF OHIO

INVESTMENT INVENTORY
 SETTLED POSITIONS AS OF: 07/29/11

| FUND | CUSIP | DESCRIPTION | RATE | MATURITY | YIELD | PAR AMOUNT | BOOK VALUE | MARKET VALUE | 1ST PUR |
|----------|-----------|-----------------------|------|------------|---------|-----------------|-----------------|--------------|------------|
| 302 DPTF | 912833LH1 | US TREASURY STRIP | | 5/15/2022 | 5.20 \$ | 50,000.00 \$ | 23,210.00 \$ | 34,946.00 | 5/31/2007 |
| 302 DPTF | 912833LH1 | US TREASURY STRIP | | 5/15/2022 | 5.43 \$ | 50,000.00 \$ | 22,522.00 \$ | 34,946.00 | 6/26/2007 |
| 302 DPTF | 912833LH1 | US TREASURY STRIP | | 5/15/2022 | 5.30 \$ | 50,000.00 \$ | 22,978.50 \$ | 34,946.00 | 7/6/2007 |
| 302 DPTF | 912833LH1 | US TREASURY STRIP | | 5/15/2022 | 5.22 \$ | 100,000.00 \$ | 46,659.00 \$ | 69,892.00 | 7/30/2007 |
| 302 DPTF | 912833LH1 | US TREASURY STRIP | | 5/15/2022 | 4.63 \$ | 50,000.00 \$ | 26,382.50 \$ | 34,946.00 | 5/27/2008 |
| 302 DPTF | 912833LH1 | US TREASURY STRIP | | 5/15/2022 | 4.09 \$ | 25,000.00 \$ | 14,231.00 \$ | 17,473.00 | 6/9/2008 |
| 302 DPTF | 912833LH1 | US TREASURY STRIP | | 5/15/2022 | 4.62 \$ | 10,000.00 \$ | 5,315.50 \$ | 6,989.20 | 7/11/2008 |
| 302 DPTF | 912833LH1 | US TREASURY STRIP | | 5/15/2022 | 4.37 \$ | 150,000.00 \$ | 85,515.00 \$ | 104,838.00 | 5/13/2009 |
| 302 DPTF | 912833LH1 | US TREASURY STRIP | | 5/15/2022 | 4.57 \$ | 50,000.00 \$ | 28,103.67 \$ | 34,946.00 | 8/18/2009 |
| 302 DPTF | 912833LH1 | US TREASURY STRIP | | 5/15/2022 | 4.15 \$ | 306,000.00 \$ | 186,893.17 \$ | 213,869.52 | 5/11/2010 |
| 302 DPTF | 912833LH1 | US TREASURY STRIP | | 5/15/2022 | 4.16 \$ | 25,000.00 \$ | 15,253.25 \$ | 17,473.00 | 5/14/2010 |
| 302 DPTF | 912833LH1 | US TREASURY STRIP | | 5/15/2022 | 3.67 \$ | 50,000.00 \$ | 32,457.50 \$ | 34,946.00 | 6/30/2010 |
| 302 DPTF | 912833LH1 | US TREASURY STRIP | | 5/15/2022 | 3.74 \$ | 100,000.00 \$ | 64,500.00 \$ | 69,892.00 | 7/13/2010 |
| 302 DPTF | 912833LH1 | US TREASURY STRIP | | 5/15/2022 | 3.76 \$ | 100,000.00 \$ | 66,326.00 \$ | 69,892.00 | 5/9/2011 |
| 302 DPTF | 912833LH1 | US TREASURY STRIP | | 5/15/2022 | 3.45 \$ | 100,000.00 \$ | 68,827.00 \$ | 69,892.00 | 6/13/2011 |
| 302 DPTF | 912833LH1 | US TREASURY STRIP | | 5/15/2022 | 3.47 \$ | 50,000.00 \$ | 34,390.50 \$ | 34,946.00 | 6/23/2011 |
| 302 DPTF | 912833LH1 | US TREASURY STRIP | | 5/15/2022 | 3.48 \$ | 50,000.00 \$ | 34,353.50 \$ | 34,946.00 | 6/27/2011 |
| 305 DPTF | 912833LH1 | US TREASURY STRIP | | 5/15/2022 | 4.68 \$ | 7,538,000.00 \$ | 3,945,766.10 \$ | 5,268,458.96 | 5/22/2008 |
| 302 DPTF | 912833LJ7 | US TREASURY STRIP | | 8/15/2022 | 4.90 \$ | 50,000.00 \$ | 23,197.50 \$ | 34,477.00 | 10/4/2006 |
| 302 DPTF | 912833LJ7 | US TREASURY STRIP | | 8/15/2022 | 5.07 \$ | 138,000.00 \$ | 62,540.22 \$ | 95,156.52 | 10/26/2006 |
| 302 DPTF | 912833LJ7 | US TREASURY STRIP | | 8/15/2022 | 4.80 \$ | 50,000.00 \$ | 23,720.00 \$ | 34,477.00 | 11/28/2006 |
| 302 DPTF | 912833LJ7 | US TREASURY STRIP | | 8/15/2022 | 5.06 \$ | 100,000.00 \$ | 47,341.00 \$ | 68,954.00 | 8/28/2007 |
| 302 DPTF | 912833LJ7 | US TREASURY STRIP | | 8/15/2022 | 5.13 \$ | 100,000.00 \$ | 47,020.00 \$ | 68,954.00 | 9/25/2007 |
| 302 DPTF | 912833LJ7 | US TREASURY STRIP | | 8/15/2022 | 4.96 \$ | 100,000.00 \$ | 48,316.00 \$ | 68,954.00 | 10/5/2007 |
| 302 DPTF | 912833LJ7 | US TREASURY STRIP | | 8/15/2022 | 4.29 \$ | 50,000.00 \$ | 27,700.00 \$ | 34,477.00 | 9/15/2008 |
| 302 DPTF | 912833LJ7 | US TREASURY STRIP | | 8/15/2022 | 4.53 \$ | 100,000.00 \$ | 55,853.25 \$ | 68,954.00 | 8/18/2009 |
| 302 DPTF | 912833LJ7 | US TREASURY STRIP | | 8/15/2022 | 3.52 \$ | 50,000.00 \$ | 32,907.50 \$ | 34,477.00 | 8/13/2010 |
| 302 DPTF | 912833LJ7 | US TREASURY STRIP | | 8/15/2022 | 3.31 \$ | 100,000.00 \$ | 67,660.00 \$ | 68,954.00 | 9/24/2010 |
| 305 DPTF | 912833LJ7 | US TREASURY STRIP | | 8/15/2022 | 4.17 \$ | 576,000.00 \$ | 324,547.20 \$ | 397,175.04 | 9/22/2008 |
| 302 DPTF | 912833LK4 | US TREASURY STRIP | | 11/15/2022 | 4.83 \$ | 250,000.00 \$ | 117,020.00 \$ | 170,030.00 | 12/18/2006 |
| 302 DPTF | 912833LK4 | US TREASURY STRIP | | 11/15/2022 | 4.55 \$ | 50,000.00 \$ | 25,535.00 \$ | 34,006.00 | 12/5/2007 |
| 302 DPTF | 912833LK4 | US TREASURY STRIP | | 11/15/2022 | 4.87 \$ | 100,000.00 \$ | 48,809.00 \$ | 68,012.00 | 12/19/2007 |
| 302 DPTF | 912833LK4 | US TREASURY STRIP | | 11/15/2022 | 4.54 \$ | 150,000.00 \$ | 77,070.00 \$ | 102,018.00 | 1/10/2008 |
| 302 DPTF | 912833LK4 | US TREASURY STRIP | | 11/15/2022 | 4.71 \$ | 100,000.00 \$ | 52,153.00 \$ | 68,012.00 | 11/21/2008 |
| 302 DPTF | 912833LK4 | US TREASURY STRIP | | 11/15/2022 | 4.06 \$ | 5,000.00 \$ | 2,850.00 \$ | 3,400.60 | 11/21/2008 |
| 302 DPTF | 912833LK4 | US TREASURY STRIP | | 11/15/2022 | 3.76 \$ | 250,000.00 \$ | 149,395.00 \$ | 170,030.00 | 1/12/2009 |
| 302 DPTF | 912833LK4 | US TREASURY STRIP | | 11/15/2022 | 4.14 \$ | 100,000.00 \$ | 56,864.00 \$ | 68,012.00 | 2/4/2009 |
| 302 DPTF | 912833LK4 | US TREASURY STRIP | | 11/15/2022 | 4.22 \$ | 100,000.00 \$ | 58,187.00 \$ | 68,012.00 | 11/24/2009 |
| 302 DPTF | 912833LK4 | US TREASURY STRIP | | 11/15/2022 | 4.34 \$ | 50,000.00 \$ | 28,850.50 \$ | 34,006.00 | 1/28/2010 |
| 302 DPTF | 912833LK4 | US TREASURY STRIP | | 11/15/2022 | 3.41 \$ | 50,000.00 \$ | 33,330.00 \$ | 34,006.00 | 11/17/2010 |
| 302 DPTF | 912833LK4 | US TREASURY STRIP | | 11/15/2022 | 3.62 \$ | 50,000.00 \$ | 32,553.00 \$ | 34,006.00 | 11/24/2010 |
| 302 DPTF | 912833LK4 | US TREASURY STRIP | | 11/15/2022 | 4.05 \$ | 100,000.00 \$ | 62,330.00 \$ | 68,012.00 | 1/31/2011 |
| 302 DPTF | 912803BB8 | US TREASURY STRIP (P) | | 2/15/2023 | 3.96 \$ | 50,000.00 \$ | 29,076.50 \$ | 33,809.00 | 4/16/2009 |
| 302 DPTF | 912803BB8 | US TREASURY STRIP (P) | | 2/15/2023 | 3.93 \$ | 50,000.00 \$ | 29,230.00 \$ | 33,809.00 | 4/24/2009 |
| 302 DPTF | 912833LL2 | US TREASURY STRIP | | 2/15/2023 | 4.98 \$ | 50,000.00 \$ | 22,905.50 \$ | 33,496.00 | 4/3/2007 |
| 302 DPTF | 912833LL2 | US TREASURY STRIP | | 2/15/2023 | 5.10 \$ | 100,000.00 \$ | 45,059.00 \$ | 66,992.00 | 4/12/2007 |
| 302 DPTF | 912833LL2 | US TREASURY STRIP | | 2/15/2023 | 4.98 \$ | 100,000.00 \$ | 46,014.00 \$ | 66,992.00 | 4/30/2007 |
| 302 DPTF | 912833LL2 | US TREASURY STRIP | | 2/15/2023 | 4.77 \$ | 10,000.00 \$ | 4,939.02 \$ | 6,699.20 | 2/28/2008 |
| 302 DPTF | 912833LL2 | US TREASURY STRIP | | 2/15/2023 | 4.43 \$ | 10,000.00 \$ | 5,210.00 \$ | 6,699.20 | 3/27/2008 |
| 302 DPTF | 912833LL2 | US TREASURY STRIP | | 2/15/2023 | 4.49 \$ | 50,000.00 \$ | 25,818.50 \$ | 33,496.00 | 3/28/2008 |
| 302 DPTF | 912833LL2 | US TREASURY STRIP | | 2/15/2023 | 4.40 \$ | 50,000.00 \$ | 26,218.00 \$ | 33,496.00 | 4/16/2008 |
| 302 DPTF | 912833LL2 | US TREASURY STRIP | | 2/15/2023 | 4.38 \$ | 10,000.00 \$ | 5,260.00 \$ | 6,699.20 | 4/16/2008 |
| 302 DPTF | 912833LL2 | US TREASURY STRIP | | 2/15/2023 | 4.70 \$ | 25,000.00 \$ | 12,570.50 \$ | 16,748.00 | 4/28/2008 |

INVS_MONTHEND_INVENTORY
 VisualQED
 INVENTORY
 SETTLEMENT
 7/29/2011

JOSH MANDEL
 TREASURER, STATE OF OHIO

INVESTMENT INVENTORY
 SETTLED POSITIONS AS OF: 07/29/11

| FUND | CUSIP | DESCRIPTION | RATE | MATURITY | YIELD | PAR AMOUNT | BOOK VALUE | MARKET VALUE | 1ST PUR |
|----------|-----------|-------------------|------|------------|---------|-----------------|-----------------|--------------|------------|
| 302 DPTF | 912833LL2 | US TREASURY STRIP | | 2/15/2023 | 3.99 \$ | 50,000.00 \$ | 28,794.50 \$ | 33,496.00 | 2/27/2009 |
| 302 DPTF | 912833LL2 | US TREASURY STRIP | | 2/15/2023 | 3.98 \$ | 50,000.00 \$ | 28,901.50 \$ | 33,496.00 | 3/20/2009 |
| 302 DPTF | 912833LL2 | US TREASURY STRIP | | 2/15/2023 | 3.83 \$ | 100,000.00 \$ | 59,081.00 \$ | 66,992.00 | 3/30/2009 |
| 302 DPTF | 912833LL2 | US TREASURY STRIP | | 2/15/2023 | 3.73 \$ | 5,000.00 \$ | 3,000.00 \$ | 3,349.60 | 4/13/2009 |
| 302 DPTF | 912833LL2 | US TREASURY STRIP | | 2/15/2023 | 4.50 \$ | 100,000.00 \$ | 56,026.00 \$ | 66,992.00 | 2/8/2010 |
| 302 DPTF | 912833LL2 | US TREASURY STRIP | | 2/15/2023 | 4.48 \$ | 50,000.00 \$ | 28,166.50 \$ | 33,496.00 | 3/3/2010 |
| 302 DPTF | 912833LL2 | US TREASURY STRIP | | 2/15/2023 | 4.53 \$ | 100,000.00 \$ | 56,065.00 \$ | 66,992.00 | 3/12/2010 |
| 302 DPTF | 912833LL2 | US TREASURY STRIP | | 2/15/2023 | 4.68 \$ | 50,000.00 \$ | 27,596.50 \$ | 33,496.00 | 4/8/2010 |
| 302 DPTF | 912833LL2 | US TREASURY STRIP | | 2/15/2023 | 4.42 \$ | 50,000.00 \$ | 28,595.50 \$ | 33,496.00 | 4/30/2010 |
| 302 DPTF | 912833LL2 | US TREASURY STRIP | | 2/15/2023 | 4.13 \$ | 50,000.00 \$ | 30,677.50 \$ | 33,496.00 | 2/28/2011 |
| 302 DPTF | 912833LL2 | US TREASURY STRIP | | 2/15/2023 | 4.22 \$ | 100,000.00 \$ | 60,977.00 \$ | 66,992.00 | 4/12/2011 |
| 302 DPTF | 912833LL2 | US TREASURY STRIP | | 2/15/2023 | 3.95 \$ | 100,000.00 \$ | 63,064.00 \$ | 66,992.00 | 5/5/2011 |
| 302 DPTF | 912833LN8 | US TREASURY STRIP | | 5/15/2023 | 5.19 \$ | 50,000.00 \$ | 22,092.00 \$ | 33,030.00 | 5/31/2007 |
| 302 DPTF | 912833LN8 | US TREASURY STRIP | | 5/15/2023 | 5.42 \$ | 50,000.00 \$ | 21,380.50 \$ | 33,030.00 | 6/26/2007 |
| 302 DPTF | 912833LN8 | US TREASURY STRIP | | 5/15/2023 | 5.29 \$ | 50,000.00 \$ | 21,843.00 \$ | 33,030.00 | 7/6/2007 |
| 302 DPTF | 912833LN8 | US TREASURY STRIP | | 5/15/2023 | 5.20 \$ | 100,000.00 \$ | 44,452.00 \$ | 66,060.00 | 7/30/2007 |
| 302 DPTF | 912833LN8 | US TREASURY STRIP | | 5/15/2023 | 4.67 \$ | 50,000.00 \$ | 25,055.00 \$ | 33,030.00 | 5/27/2008 |
| 302 DPTF | 912833LN8 | US TREASURY STRIP | | 5/15/2023 | 4.13 \$ | 25,000.00 \$ | 13,580.25 \$ | 16,515.00 | 6/9/2008 |
| 302 DPTF | 912833LN8 | US TREASURY STRIP | | 5/15/2023 | 4.64 \$ | 10,000.00 \$ | 5,062.10 \$ | 6,606.00 | 7/11/2008 |
| 302 DPTF | 912833LN8 | US TREASURY STRIP | | 5/15/2023 | 4.43 \$ | 150,000.00 \$ | 81,210.00 \$ | 99,090.00 | 5/13/2009 |
| 302 DPTF | 912833LN8 | US TREASURY STRIP | | 5/15/2023 | 4.60 \$ | 50,000.00 \$ | 26,764.00 \$ | 33,030.00 | 8/18/2009 |
| 302 DPTF | 912833LN8 | US TREASURY STRIP | | 5/15/2023 | 4.23 \$ | 306,000.00 \$ | 177,569.35 \$ | 202,143.60 | 5/11/2010 |
| 302 DPTF | 912833LN8 | US TREASURY STRIP | | 5/15/2023 | 4.25 \$ | 25,000.00 \$ | 14,466.00 \$ | 16,515.00 | 5/14/2010 |
| 302 DPTF | 912833LN8 | US TREASURY STRIP | | 5/15/2023 | 3.82 \$ | 50,000.00 \$ | 30,733.00 \$ | 33,030.00 | 6/30/2010 |
| 302 DPTF | 912833LN8 | US TREASURY STRIP | | 5/15/2023 | 3.86 \$ | 100,000.00 \$ | 61,200.00 \$ | 66,060.00 | 7/13/2010 |
| 302 DPTF | 912833LN8 | US TREASURY STRIP | | 5/15/2023 | 3.92 \$ | 100,000.00 \$ | 62,720.00 \$ | 66,060.00 | 5/9/2011 |
| 302 DPTF | 912833LN8 | US TREASURY STRIP | | 5/15/2023 | 3.65 \$ | 100,000.00 \$ | 64,973.00 \$ | 66,060.00 | 6/13/2011 |
| 302 DPTF | 912833LN8 | US TREASURY STRIP | | 5/15/2023 | 3.66 \$ | 50,000.00 \$ | 32,480.50 \$ | 33,030.00 | 6/23/2011 |
| 302 DPTF | 912833LN8 | US TREASURY STRIP | | 5/15/2023 | 3.68 \$ | 50,000.00 \$ | 32,419.50 \$ | 33,030.00 | 6/27/2011 |
| 305 DPTF | 912833LN8 | US TREASURY STRIP | | 5/15/2023 | 4.72 \$ | 7,538,000.00 \$ | 3,749,099.68 \$ | 4,979,602.80 | 5/22/2008 |
| 302 DPTF | 912833LM0 | US TREASURY STRIP | | 8/15/2023 | 4.92 \$ | 50,000.00 \$ | 22,029.00 \$ | 32,590.50 | 10/4/2006 |
| 302 DPTF | 912833LM0 | US TREASURY STRIP | | 8/15/2023 | 5.07 \$ | 138,000.00 \$ | 59,534.58 \$ | 89,949.78 | 10/26/2006 |
| 302 DPTF | 912833LM0 | US TREASURY STRIP | | 8/15/2023 | 4.81 \$ | 50,000.00 \$ | 22,591.50 \$ | 32,590.50 | 11/28/2006 |
| 302 DPTF | 912833LM0 | US TREASURY STRIP | | 8/15/2023 | 5.07 \$ | 100,000.00 \$ | 44,963.00 \$ | 65,181.00 | 8/28/2007 |
| 302 DPTF | 912833LM0 | US TREASURY STRIP | | 8/15/2023 | 5.13 \$ | 100,000.00 \$ | 44,750.00 \$ | 65,181.00 | 9/25/2007 |
| 302 DPTF | 912833LM0 | US TREASURY STRIP | | 8/15/2023 | 4.96 \$ | 100,000.00 \$ | 46,008.00 \$ | 65,181.00 | 10/5/2007 |
| 302 DPTF | 912833LM0 | US TREASURY STRIP | | 8/15/2023 | 4.39 \$ | 50,000.00 \$ | 26,175.00 \$ | 32,590.50 | 9/15/2008 |
| 302 DPTF | 912833LM0 | US TREASURY STRIP | | 8/15/2023 | 4.55 \$ | 100,000.00 \$ | 53,283.25 \$ | 65,181.00 | 8/18/2009 |
| 302 DPTF | 912833LM0 | US TREASURY STRIP | | 8/15/2023 | 3.67 \$ | 50,000.00 \$ | 31,177.00 \$ | 32,590.50 | 8/13/2010 |
| 302 DPTF | 912833LM0 | US TREASURY STRIP | | 8/15/2023 | 3.47 \$ | 100,000.00 \$ | 64,220.00 \$ | 65,181.00 | 9/24/2010 |
| 305 DPTF | 912833LM0 | US TREASURY STRIP | | 8/15/2023 | 4.18 \$ | 576,000.00 \$ | 311,149.44 \$ | 375,442.56 | 9/22/2008 |
| 302 DPTF | 912833LP3 | US TREASURY STRIP | | 11/15/2023 | 4.83 \$ | 250,000.00 \$ | 111,512.50 \$ | 160,655.00 | 12/18/2006 |
| 302 DPTF | 912833LP3 | US TREASURY STRIP | | 11/15/2023 | 5.13 \$ | 150,000.00 \$ | 64,126.50 \$ | 96,393.00 | 1/31/2007 |
| 302 DPTF | 912833LP3 | US TREASURY STRIP | | 11/15/2023 | 4.55 \$ | 50,000.00 \$ | 24,400.00 \$ | 32,131.00 | 12/5/2007 |
| 302 DPTF | 912833LP3 | US TREASURY STRIP | | 11/15/2023 | 4.87 \$ | 100,000.00 \$ | 46,516.00 \$ | 64,262.00 | 12/19/2007 |
| 302 DPTF | 912833LP3 | US TREASURY STRIP | | 11/15/2023 | 4.54 \$ | 150,000.00 \$ | 73,650.00 \$ | 96,393.00 | 1/10/2008 |
| 302 DPTF | 912833LP3 | US TREASURY STRIP | | 11/15/2023 | 4.60 \$ | 100,000.00 \$ | 50,589.00 \$ | 64,262.00 | 11/21/2008 |
| 302 DPTF | 912833LP3 | US TREASURY STRIP | | 11/15/2023 | 4.22 \$ | 5,000.00 \$ | 2,675.00 \$ | 3,213.10 | 11/21/2008 |
| 302 DPTF | 912833LP3 | US TREASURY STRIP | | 11/15/2023 | 3.79 \$ | 250,000.00 \$ | 143,260.00 \$ | 160,655.00 | 1/12/2009 |
| 302 DPTF | 912833LP3 | US TREASURY STRIP | | 11/15/2023 | 4.21 \$ | 100,000.00 \$ | 54,070.00 \$ | 64,262.00 | 2/4/2009 |
| 302 DPTF | 912833LP3 | US TREASURY STRIP | | 11/15/2023 | 4.32 \$ | 100,000.00 \$ | 55,012.00 \$ | 64,262.00 | 11/24/2009 |
| 302 DPTF | 912833LP3 | US TREASURY STRIP | | 11/15/2023 | 4.47 \$ | 50,000.00 \$ | 27,171.50 \$ | 32,131.00 | 1/28/2010 |
| 302 DPTF | 912833LP3 | US TREASURY STRIP | | 11/15/2023 | 3.62 \$ | 50,000.00 \$ | 31,369.50 \$ | 32,131.00 | 11/17/2010 |

INVS_MONTHEND_INVENTORY
 VisualQED
 INVENTORY
 SETTLEMENT
 7/29/2011

JOSH MANDEL
 TREASURER, STATE OF OHIO

INVESTMENT INVENTORY
 SETTLED POSITIONS AS OF: 07/29/11

| FUND | CUSIP | DESCRIPTION | RATE | MATURITY | YIELD | PAR AMOUNT | BOOK VALUE | MARKET VALUE | 1ST PUR |
|----------|-----------|-------------------|------|------------|---------|-----------------|-----------------|--------------|------------|
| 302 DPTF | 912833LP3 | US TREASURY STRIP | | 11/15/2023 | 3.75 \$ | 50,000.00 \$ | 30,891.00 \$ | 32,131.00 | 11/24/2010 |
| 302 DPTF | 912833LP3 | US TREASURY STRIP | | 11/15/2023 | 4.21 \$ | 100,000.00 \$ | 58,735.00 \$ | 64,262.00 | 1/31/2011 |
| 302 DPTF | 912833LQ1 | US TREASURY STRIP | | 2/15/2024 | 4.99 \$ | 50,000.00 \$ | 21,788.00 \$ | 31,706.00 | 4/3/2007 |
| 302 DPTF | 912833LQ1 | US TREASURY STRIP | | 2/15/2024 | 5.10 \$ | 100,000.00 \$ | 42,848.00 \$ | 63,412.00 | 4/12/2007 |
| 302 DPTF | 912833LQ1 | US TREASURY STRIP | | 2/15/2024 | 4.98 \$ | 100,000.00 \$ | 43,808.00 \$ | 63,412.00 | 4/30/2007 |
| 302 DPTF | 912833LQ1 | US TREASURY STRIP | | 2/15/2024 | 4.83 \$ | 10,000.00 \$ | 4,667.73 \$ | 6,341.20 | 2/28/2008 |
| 302 DPTF | 912833LQ1 | US TREASURY STRIP | | 2/15/2024 | 4.46 \$ | 10,000.00 \$ | 4,965.00 \$ | 6,341.20 | 3/27/2008 |
| 302 DPTF | 912833LQ1 | US TREASURY STRIP | | 2/15/2024 | 4.52 \$ | 50,000.00 \$ | 24,582.50 \$ | 31,706.00 | 3/28/2008 |
| 302 DPTF | 912833LQ1 | US TREASURY STRIP | | 2/15/2024 | 4.43 \$ | 50,000.00 \$ | 24,985.00 \$ | 31,706.00 | 4/16/2008 |
| 302 DPTF | 912833LQ1 | US TREASURY STRIP | | 2/15/2024 | 4.43 \$ | 10,000.00 \$ | 5,000.00 \$ | 6,341.20 | 4/16/2008 |
| 302 DPTF | 912833LQ1 | US TREASURY STRIP | | 2/15/2024 | 4.73 \$ | 25,000.00 \$ | 11,944.50 \$ | 15,853.00 | 4/28/2008 |
| 302 DPTF | 912833LQ1 | US TREASURY STRIP | | 2/15/2024 | 3.97 \$ | 50,000.00 \$ | 27,763.00 \$ | 31,706.00 | 2/27/2009 |
| 302 DPTF | 912833LQ1 | US TREASURY STRIP | | 2/15/2024 | 4.04 \$ | 50,000.00 \$ | 27,542.00 \$ | 31,706.00 | 3/20/2009 |
| 302 DPTF | 912833LQ1 | US TREASURY STRIP | | 2/15/2024 | 3.94 \$ | 100,000.00 \$ | 55,996.00 \$ | 63,412.00 | 3/30/2009 |
| 302 DPTF | 912833LQ1 | US TREASURY STRIP | | 2/15/2024 | 3.82 \$ | 5,000.00 \$ | 2,850.00 \$ | 3,170.60 | 4/13/2009 |
| 302 DPTF | 912833LQ1 | US TREASURY STRIP | | 2/15/2024 | 3.69 \$ | 50,000.00 \$ | 29,074.50 \$ | 31,706.00 | 4/16/2009 |
| 302 DPTF | 912833LQ1 | US TREASURY STRIP | | 2/15/2024 | 4.00 \$ | 50,000.00 \$ | 27,815.00 \$ | 31,706.00 | 4/24/2009 |
| 302 DPTF | 912833LQ1 | US TREASURY STRIP | | 2/15/2024 | 4.61 \$ | 100,000.00 \$ | 52,785.00 \$ | 63,412.00 | 2/8/2010 |
| 302 DPTF | 912833LQ1 | US TREASURY STRIP | | 2/15/2024 | 4.59 \$ | 50,000.00 \$ | 26,559.00 \$ | 31,706.00 | 3/3/2010 |
| 302 DPTF | 912833LQ1 | US TREASURY STRIP | | 2/15/2024 | 4.63 \$ | 100,000.00 \$ | 52,874.00 \$ | 63,412.00 | 3/12/2010 |
| 302 DPTF | 912833LQ1 | US TREASURY STRIP | | 2/15/2024 | 4.78 \$ | 50,000.00 \$ | 25,969.50 \$ | 31,706.00 | 4/8/2010 |
| 302 DPTF | 912833LQ1 | US TREASURY STRIP | | 2/15/2024 | 4.50 \$ | 50,000.00 \$ | 27,061.50 \$ | 31,706.00 | 4/30/2010 |
| 302 DPTF | 912833LQ1 | US TREASURY STRIP | | 2/15/2024 | 4.27 \$ | 50,000.00 \$ | 28,920.00 \$ | 31,706.00 | 2/28/2011 |
| 302 DPTF | 912833LQ1 | US TREASURY STRIP | | 2/15/2024 | 4.37 \$ | 100,000.00 \$ | 57,390.00 \$ | 63,412.00 | 4/12/2011 |
| 302 DPTF | 912833LQ1 | US TREASURY STRIP | | 2/15/2024 | 4.08 \$ | 100,000.00 \$ | 59,690.00 \$ | 63,412.00 | 5/5/2011 |
| 302 DPTF | 912833LR9 | US TREASURY STRIP | | 5/15/2024 | 5.19 \$ | 50,000.00 \$ | 20,972.50 \$ | 31,266.00 | 5/31/2007 |
| 302 DPTF | 912833LR9 | US TREASURY STRIP | | 5/15/2024 | 5.43 \$ | 50,000.00 \$ | 20,250.50 \$ | 31,266.00 | 6/26/2007 |
| 302 DPTF | 912833LR9 | US TREASURY STRIP | | 5/15/2024 | 5.30 \$ | 50,000.00 \$ | 20,710.00 \$ | 31,266.00 | 7/6/2007 |
| 302 DPTF | 912833LR9 | US TREASURY STRIP | | 5/15/2024 | 5.21 \$ | 100,000.00 \$ | 42,158.00 \$ | 62,532.00 | 7/30/2007 |
| 302 DPTF | 912833LR9 | US TREASURY STRIP | | 5/15/2024 | 5.15 \$ | 100,000.00 \$ | 42,920.00 \$ | 62,532.00 | 9/25/2007 |
| 302 DPTF | 912833LR9 | US TREASURY STRIP | | 5/15/2024 | 4.70 \$ | 50,000.00 \$ | 23,813.00 \$ | 31,266.00 | 5/27/2008 |
| 302 DPTF | 912833LR9 | US TREASURY STRIP | | 5/15/2024 | 4.19 \$ | 25,000.00 \$ | 12,905.75 \$ | 15,633.00 | 6/9/2008 |
| 302 DPTF | 912833LR9 | US TREASURY STRIP | | 5/15/2024 | 4.64 \$ | 10,000.00 \$ | 4,836.00 \$ | 6,253.20 | 7/11/2008 |
| 302 DPTF | 912833LR9 | US TREASURY STRIP | | 5/15/2024 | 4.54 \$ | 150,000.00 \$ | 76,455.00 \$ | 93,798.00 | 5/13/2009 |
| 302 DPTF | 912833LR9 | US TREASURY STRIP | | 5/15/2024 | 4.70 \$ | 50,000.00 \$ | 25,222.79 \$ | 31,266.00 | 8/18/2009 |
| 302 DPTF | 912833LR9 | US TREASURY STRIP | | 5/15/2024 | 4.30 \$ | 306,000.00 \$ | 168,631.09 \$ | 191,347.92 | 5/11/2010 |
| 302 DPTF | 912833LR9 | US TREASURY STRIP | | 5/15/2024 | 4.34 \$ | 25,000.00 \$ | 13,696.00 \$ | 15,633.00 | 5/14/2010 |
| 302 DPTF | 912833LR9 | US TREASURY STRIP | | 5/15/2024 | 3.93 \$ | 50,000.00 \$ | 29,157.50 \$ | 31,266.00 | 6/30/2010 |
| 302 DPTF | 912833LR9 | US TREASURY STRIP | | 5/15/2024 | 3.94 \$ | 100,000.00 \$ | 58,250.00 \$ | 62,532.00 | 7/13/2010 |
| 302 DPTF | 912833LR9 | US TREASURY STRIP | | 5/15/2024 | 4.41 \$ | 100,000.00 \$ | 56,714.00 \$ | 62,532.00 | 5/9/2011 |
| 302 DPTF | 912833LR9 | US TREASURY STRIP | | 5/15/2024 | 3.80 \$ | 100,000.00 \$ | 61,484.00 \$ | 62,532.00 | 6/13/2011 |
| 302 DPTF | 912833LR9 | US TREASURY STRIP | | 5/15/2024 | 3.82 \$ | 50,000.00 \$ | 30,695.50 \$ | 31,266.00 | 6/23/2011 |
| 302 DPTF | 912833LR9 | US TREASURY STRIP | | 5/15/2024 | 3.84 \$ | 50,000.00 \$ | 30,644.00 \$ | 31,266.00 | 6/27/2011 |
| 305 DPTF | 912833LR9 | US TREASURY STRIP | | 5/15/2024 | 4.76 \$ | 7,538,000.00 \$ | 3,552,131.74 \$ | 4,713,662.16 | 5/22/2008 |
| 302 DPTF | 912833LS7 | US TREASURY STRIP | | 8/15/2024 | 4.92 \$ | 50,000.00 \$ | 20,983.50 \$ | 30,838.00 | 10/4/2006 |
| 302 DPTF | 912833LS7 | US TREASURY STRIP | | 8/15/2024 | 5.07 \$ | 138,000.00 \$ | 56,549.64 \$ | 85,112.88 | 10/26/2006 |
| 302 DPTF | 912833LS7 | US TREASURY STRIP | | 8/15/2024 | 4.82 \$ | 50,000.00 \$ | 21,524.00 \$ | 30,838.00 | 11/28/2006 |
| 302 DPTF | 912833LS7 | US TREASURY STRIP | | 8/15/2024 | 5.10 \$ | 100,000.00 \$ | 42,556.00 \$ | 61,676.00 | 8/28/2007 |
| 302 DPTF | 912833LS7 | US TREASURY STRIP | | 8/15/2024 | 4.97 \$ | 100,000.00 \$ | 43,684.00 \$ | 61,676.00 | 10/5/2007 |
| 302 DPTF | 912833LS7 | US TREASURY STRIP | | 8/15/2024 | 4.35 \$ | 50,000.00 \$ | 25,200.00 \$ | 30,838.00 | 9/15/2008 |
| 302 DPTF | 912833LS7 | US TREASURY STRIP | | 8/15/2024 | 4.64 \$ | 100,000.00 \$ | 50,300.25 \$ | 61,676.00 | 8/18/2009 |
| 302 DPTF | 912833LS7 | US TREASURY STRIP | | 8/15/2024 | 3.77 \$ | 50,000.00 \$ | 29,634.00 \$ | 30,838.00 | 8/13/2010 |
| 302 DPTF | 912833LS7 | US TREASURY STRIP | | 8/15/2024 | 3.57 \$ | 100,000.00 \$ | 61,168.00 \$ | 61,676.00 | 9/24/2010 |

INVS_MONTHEND_INVENTORY
 VisualQED
 INVENTORY
 SETTLEMENT
 7/29/2011

JOSH MANDEL
 TREASURER, STATE OF OHIO

INVESTMENT INVENTORY
 SETTLED POSITIONS AS OF: 07/29/11

| FUND | CUSIP | DESCRIPTION | RATE | MATURITY | YIELD | PAR AMOUNT | BOOK VALUE | MARKET VALUE | 1ST PUR |
|----------|-----------|-------------------|------|------------|-------|---------------|---------------|---------------|------------|
| 305 DPTF | 912833LS7 | US TREASURY STRIP | | 8/15/2024 | 4.20 | \$ 576,000.00 | \$ 297,624.96 | \$ 355,253.76 | 9/22/2008 |
| 302 DPTF | 912833LT5 | US TREASURY STRIP | | 11/15/2024 | 4.84 | \$ 250,000.00 | \$ 106,165.00 | \$ 151,952.50 | 12/18/2006 |
| 302 DPTF | 912833LT5 | US TREASURY STRIP | | 11/15/2024 | 4.58 | \$ 50,000.00 | \$ 23,205.00 | \$ 30,390.50 | 12/5/2007 |
| 302 DPTF | 912833LT5 | US TREASURY STRIP | | 11/15/2024 | 4.89 | \$ 100,000.00 | \$ 44,185.00 | \$ 60,781.00 | 12/19/2007 |
| 302 DPTF | 912833LT5 | US TREASURY STRIP | | 11/15/2024 | 4.56 | \$ 150,000.00 | \$ 70,140.00 | \$ 91,171.50 | 1/10/2008 |
| 302 DPTF | 912833LT5 | US TREASURY STRIP | | 11/15/2024 | 4.40 | \$ 100,000.00 | \$ 49,875.00 | \$ 60,781.00 | 11/21/2008 |
| 302 DPTF | 912833LT5 | US TREASURY STRIP | | 11/15/2024 | 4.13 | \$ 5,000.00 | \$ 2,600.00 | \$ 3,039.05 | 11/21/2008 |
| 302 DPTF | 912833LT5 | US TREASURY STRIP | | 11/15/2024 | 3.60 | \$ 250,000.00 | \$ 142,012.50 | \$ 151,952.50 | 1/12/2009 |
| 302 DPTF | 912833LT5 | US TREASURY STRIP | | 11/15/2024 | 4.07 | \$ 100,000.00 | \$ 52,959.00 | \$ 60,781.00 | 2/4/2009 |
| 302 DPTF | 912833LT5 | US TREASURY STRIP | | 11/15/2024 | 4.44 | \$ 100,000.00 | \$ 51,822.00 | \$ 60,781.00 | 11/24/2009 |
| 302 DPTF | 912833LT5 | US TREASURY STRIP | | 11/15/2024 | 4.56 | \$ 50,000.00 | \$ 25,675.50 | \$ 30,390.50 | 1/28/2010 |
| 302 DPTF | 912833LT5 | US TREASURY STRIP | | 11/15/2024 | 3.81 | \$ 50,000.00 | \$ 29,484.00 | \$ 30,390.50 | 11/17/2010 |
| 302 DPTF | 912833LT5 | US TREASURY STRIP | | 11/15/2024 | 3.94 | \$ 50,000.00 | \$ 28,988.50 | \$ 30,390.50 | 11/24/2010 |
| 302 DPTF | 912833LT5 | US TREASURY STRIP | | 11/15/2024 | 4.36 | \$ 100,000.00 | \$ 55,167.00 | \$ 60,781.00 | 1/31/2011 |
| 302 DPTF | 912833LU2 | US TREASURY STRIP | | 2/15/2025 | 4.99 | \$ 50,000.00 | \$ 20,723.00 | \$ 29,991.50 | 4/3/2007 |
| 302 DPTF | 912833LU2 | US TREASURY STRIP | | 2/15/2025 | 5.10 | \$ 100,000.00 | \$ 40,692.00 | \$ 59,983.00 | 4/12/2007 |
| 302 DPTF | 912833LU2 | US TREASURY STRIP | | 2/15/2025 | 4.98 | \$ 100,000.00 | \$ 41,671.00 | \$ 59,983.00 | 4/30/2007 |
| 302 DPTF | 912833LU2 | US TREASURY STRIP | | 2/15/2025 | 4.83 | \$ 10,000.00 | \$ 4,450.19 | \$ 5,998.30 | 2/28/2008 |
| 302 DPTF | 912833LU2 | US TREASURY STRIP | | 2/15/2025 | 4.47 | \$ 10,000.00 | \$ 4,740.00 | \$ 5,998.30 | 3/27/2008 |
| 302 DPTF | 912833LU2 | US TREASURY STRIP | | 2/15/2025 | 4.44 | \$ 50,000.00 | \$ 23,820.50 | \$ 29,991.50 | 3/28/2008 |
| 302 DPTF | 912833LU2 | US TREASURY STRIP | | 2/15/2025 | 4.46 | \$ 50,000.00 | \$ 23,797.00 | \$ 29,991.50 | 4/16/2008 |
| 302 DPTF | 912833LU2 | US TREASURY STRIP | | 2/15/2025 | 4.41 | \$ 10,000.00 | \$ 4,800.00 | \$ 5,998.30 | 4/16/2008 |
| 302 DPTF | 912833LU2 | US TREASURY STRIP | | 2/15/2025 | 4.78 | \$ 25,000.00 | \$ 11,305.75 | \$ 14,995.75 | 4/28/2008 |
| 302 DPTF | 912833LU2 | US TREASURY STRIP | | 2/15/2025 | 3.96 | \$ 50,000.00 | \$ 26,736.50 | \$ 29,991.50 | 2/27/2009 |
| 302 DPTF | 912833LU2 | US TREASURY STRIP | | 2/15/2025 | 4.09 | \$ 50,000.00 | \$ 26,256.50 | \$ 29,991.50 | 3/20/2009 |
| 302 DPTF | 912833LU2 | US TREASURY STRIP | | 2/15/2025 | 4.03 | \$ 100,000.00 | \$ 53,103.00 | \$ 59,983.00 | 3/30/2009 |
| 302 DPTF | 912833LU2 | US TREASURY STRIP | | 2/15/2025 | 3.81 | \$ 5,000.00 | \$ 2,750.00 | \$ 2,999.15 | 4/13/2009 |
| 302 DPTF | 912833LU2 | US TREASURY STRIP | | 2/15/2025 | 4.09 | \$ 50,000.00 | \$ 26,355.50 | \$ 29,991.50 | 4/16/2009 |
| 302 DPTF | 912833LU2 | US TREASURY STRIP | | 2/15/2025 | 4.07 | \$ 50,000.00 | \$ 26,435.00 | \$ 29,991.50 | 4/24/2009 |
| 302 DPTF | 912833LU2 | US TREASURY STRIP | | 2/15/2025 | 4.69 | \$ 100,000.00 | \$ 49,845.00 | \$ 59,983.00 | 2/8/2010 |
| 302 DPTF | 912833LU2 | US TREASURY STRIP | | 2/15/2025 | 4.68 | \$ 50,000.00 | \$ 25,037.00 | \$ 29,991.50 | 3/3/2010 |
| 302 DPTF | 912833LU2 | US TREASURY STRIP | | 2/15/2025 | 4.72 | \$ 100,000.00 | \$ 49,804.00 | \$ 59,983.00 | 3/12/2010 |
| 302 DPTF | 912833LU2 | US TREASURY STRIP | | 2/15/2025 | 4.88 | \$ 50,000.00 | \$ 24,416.00 | \$ 29,991.50 | 4/8/2010 |
| 302 DPTF | 912833LU2 | US TREASURY STRIP | | 2/15/2025 | 4.60 | \$ 50,000.00 | \$ 25,530.00 | \$ 29,991.50 | 4/30/2010 |
| 302 DPTF | 912833LU2 | US TREASURY STRIP | | 2/15/2025 | 4.41 | \$ 50,000.00 | \$ 27,180.00 | \$ 29,991.50 | 2/28/2011 |
| 302 DPTF | 912833LU2 | US TREASURY STRIP | | 2/15/2025 | 4.51 | \$ 100,000.00 | \$ 53,930.00 | \$ 59,983.00 | 4/12/2011 |
| 302 DPTF | 912833LU2 | US TREASURY STRIP | | 2/15/2025 | 4.20 | \$ 100,000.00 | \$ 56,398.00 | \$ 59,983.00 | 5/5/2011 |
| 302 DPTF | 912833LV0 | US TREASURY STRIP | | 5/15/2025 | 5.18 | \$ 50,000.00 | \$ 19,959.50 | \$ 29,581.50 | 5/31/2007 |
| 302 DPTF | 912833LV0 | US TREASURY STRIP | | 5/15/2025 | 5.42 | \$ 50,000.00 | \$ 19,228.50 | \$ 29,581.50 | 6/26/2007 |
| 302 DPTF | 912833LV0 | US TREASURY STRIP | | 5/15/2025 | 5.29 | \$ 50,000.00 | \$ 19,671.00 | \$ 29,581.50 | 7/6/2007 |
| 302 DPTF | 912833LV0 | US TREASURY STRIP | | 5/15/2025 | 5.21 | \$ 100,000.00 | \$ 40,080.00 | \$ 59,163.00 | 7/30/2007 |
| 302 DPTF | 912833LV0 | US TREASURY STRIP | | 5/15/2025 | 4.74 | \$ 50,000.00 | \$ 22,582.00 | \$ 29,581.50 | 5/27/2008 |
| 302 DPTF | 912833LV0 | US TREASURY STRIP | | 5/15/2025 | 4.86 | \$ 25,000.00 | \$ 11,087.50 | \$ 14,790.75 | 6/9/2008 |
| 302 DPTF | 912833LV0 | US TREASURY STRIP | | 5/15/2025 | 4.65 | \$ 10,000.00 | \$ 4,607.10 | \$ 5,916.30 | 7/11/2008 |
| 302 DPTF | 912833LV0 | US TREASURY STRIP | | 5/15/2025 | 4.59 | \$ 150,000.00 | \$ 72,570.00 | \$ 88,744.50 | 5/13/2009 |
| 302 DPTF | 912833LV0 | US TREASURY STRIP | | 5/15/2025 | 4.73 | \$ 50,000.00 | \$ 23,949.52 | \$ 29,581.50 | 8/18/2009 |
| 302 DPTF | 912833LV0 | US TREASURY STRIP | | 5/15/2025 | 4.38 | \$ 306,000.00 | \$ 159,702.01 | \$ 181,038.78 | 5/11/2010 |
| 302 DPTF | 912833LV0 | US TREASURY STRIP | | 5/15/2025 | 4.42 | \$ 25,000.00 | \$ 12,980.00 | \$ 14,790.75 | 5/14/2010 |
| 302 DPTF | 912833LV0 | US TREASURY STRIP | | 5/15/2025 | 4.00 | \$ 50,000.00 | \$ 27,752.50 | \$ 29,581.50 | 6/30/2010 |
| 302 DPTF | 912833LV0 | US TREASURY STRIP | | 5/15/2025 | 4.03 | \$ 100,000.00 | \$ 55,350.00 | \$ 59,163.00 | 7/13/2010 |
| 302 DPTF | 912833LV0 | US TREASURY STRIP | | 5/15/2025 | 4.17 | \$ 100,000.00 | \$ 56,083.00 | \$ 59,163.00 | 5/9/2011 |
| 302 DPTF | 912833LV0 | US TREASURY STRIP | | 5/15/2025 | 3.95 | \$ 100,000.00 | \$ 58,012.00 | \$ 59,163.00 | 6/13/2011 |
| 302 DPTF | 912833LV0 | US TREASURY STRIP | | 5/15/2025 | 3.96 | \$ 50,000.00 | \$ 28,997.00 | \$ 29,581.50 | 6/23/2011 |

INVS_MONTHEND_INVENTORY
 VisualQED
 INVENTORY
 SETTLEMENT
 7/29/2011

JOSH MANDEL
 TREASURER, STATE OF OHIO

INVESTMENT INVENTORY
 SETTLED POSITIONS AS OF: 07/29/11

| FUND | CUSIP | DESCRIPTION | RATE | MATURITY | YIELD | PAR AMOUNT | BOOK VALUE | MARKET VALUE | 1ST PUR |
|----------|-----------|-------------------|------|------------|---------|-----------------|-----------------|--------------|------------|
| 302 DPTF | 912833LV0 | US TREASURY STRIP | | 5/15/2025 | 3.98 \$ | 50,000.00 \$ | 28,917.00 \$ | 29,581.50 | 6/27/2011 |
| 305 DPTF | 912833LV0 | US TREASURY STRIP | | 5/15/2025 | 4.81 \$ | 7,538,000.00 \$ | 3,362,475.66 \$ | 4,459,706.94 | 5/22/2008 |
| 302 DPTF | 912833LW8 | US TREASURY STRIP | | 8/15/2025 | 4.91 \$ | 50,000.00 \$ | 20,025.00 \$ | 29,196.50 | 10/4/2006 |
| 302 DPTF | 912833LW8 | US TREASURY STRIP | | 8/15/2025 | 5.06 \$ | 138,000.00 \$ | 53,924.88 \$ | 80,582.34 | 10/26/2006 |
| 302 DPTF | 912833LW8 | US TREASURY STRIP | | 8/15/2025 | 4.81 \$ | 50,000.00 \$ | 20,561.50 \$ | 29,196.50 | 11/28/2006 |
| 302 DPTF | 912833LW8 | US TREASURY STRIP | | 8/15/2025 | 5.11 \$ | 100,000.00 \$ | 40,395.00 \$ | 58,393.00 | 8/28/2007 |
| 302 DPTF | 912833LW8 | US TREASURY STRIP | | 8/15/2025 | 5.15 \$ | 100,000.00 \$ | 40,300.00 \$ | 58,393.00 | 9/25/2007 |
| 302 DPTF | 912833LW8 | US TREASURY STRIP | | 8/15/2025 | 4.97 \$ | 100,000.00 \$ | 41,591.00 \$ | 58,393.00 | 10/5/2007 |
| 302 DPTF | 912833LW8 | US TREASURY STRIP | | 8/15/2025 | 4.41 \$ | 50,000.00 \$ | 23,900.00 \$ | 29,196.50 | 9/15/2008 |
| 302 DPTF | 912833LW8 | US TREASURY STRIP | | 8/15/2025 | 4.70 \$ | 100,000.00 \$ | 47,575.25 \$ | 58,393.00 | 8/18/2009 |
| 302 DPTF | 912833LW8 | US TREASURY STRIP | | 8/15/2025 | 3.85 \$ | 50,000.00 \$ | 28,213.50 \$ | 29,196.50 | 8/13/2010 |
| 302 DPTF | 912833LW8 | US TREASURY STRIP | | 8/15/2025 | 3.66 \$ | 100,000.00 \$ | 58,269.00 \$ | 58,393.00 | 9/24/2010 |
| 305 DPTF | 912833LW8 | US TREASURY STRIP | | 8/15/2025 | 4.25 \$ | 576,000.00 \$ | 283,253.76 \$ | 336,343.68 | 9/22/2008 |
| 302 DPTF | 912833LX6 | US TREASURY STRIP | | 11/15/2025 | 4.84 \$ | 250,000.00 \$ | 101,300.00 \$ | 143,822.50 | 12/18/2006 |
| 302 DPTF | 912833LX6 | US TREASURY STRIP | | 11/15/2025 | 5.15 \$ | 150,000.00 \$ | 57,760.50 \$ | 86,293.50 | 1/31/2007 |
| 302 DPTF | 912833LX6 | US TREASURY STRIP | | 11/15/2025 | 4.60 \$ | 50,000.00 \$ | 22,105.00 \$ | 28,764.50 | 12/5/2007 |
| 302 DPTF | 912833LX6 | US TREASURY STRIP | | 11/15/2025 | 4.89 \$ | 100,000.00 \$ | 42,101.00 \$ | 57,529.00 | 12/19/2007 |
| 302 DPTF | 912833LX6 | US TREASURY STRIP | | 11/15/2025 | 4.57 \$ | 150,000.00 \$ | 66,975.00 \$ | 86,293.50 | 1/10/2008 |
| 302 DPTF | 912833LX6 | US TREASURY STRIP | | 11/15/2025 | 4.50 \$ | 100,000.00 \$ | 46,964.00 \$ | 57,529.00 | 11/21/2008 |
| 302 DPTF | 912833LX6 | US TREASURY STRIP | | 11/15/2025 | 4.37 \$ | 5,000.00 \$ | 2,400.00 \$ | 2,876.45 | 11/21/2008 |
| 302 DPTF | 912833LX6 | US TREASURY STRIP | | 11/15/2025 | 3.58 \$ | 250,000.00 \$ | 137,542.50 \$ | 143,822.50 | 1/12/2009 |
| 302 DPTF | 912833LX6 | US TREASURY STRIP | | 11/15/2025 | 3.94 \$ | 100,000.00 \$ | 52,010.00 \$ | 57,529.00 | 2/4/2009 |
| 302 DPTF | 912833LX6 | US TREASURY STRIP | | 11/15/2025 | 4.48 \$ | 100,000.00 \$ | 49,295.00 \$ | 57,529.00 | 11/24/2009 |
| 302 DPTF | 912833LX6 | US TREASURY STRIP | | 11/15/2025 | 4.63 \$ | 50,000.00 \$ | 24,260.00 \$ | 28,764.50 | 1/28/2010 |
| 302 DPTF | 912833LX6 | US TREASURY STRIP | | 11/15/2025 | 3.96 \$ | 50,000.00 \$ | 27,772.50 \$ | 28,764.50 | 11/17/2010 |
| 302 DPTF | 912833LX6 | US TREASURY STRIP | | 11/15/2025 | 4.07 \$ | 50,000.00 \$ | 27,348.50 \$ | 28,764.50 | 11/24/2010 |
| 302 DPTF | 912833LX6 | US TREASURY STRIP | | 11/15/2025 | 4.47 \$ | 100,000.00 \$ | 52,041.00 \$ | 57,529.00 | 1/31/2011 |
| 302 DPTF | 912833LY4 | US TREASURY STRIP | | 2/15/2026 | 4.97 \$ | 50,000.00 \$ | 19,799.00 \$ | 28,362.00 | 4/3/2007 |
| 302 DPTF | 912833LY4 | US TREASURY STRIP | | 2/15/2026 | 5.08 \$ | 100,000.00 \$ | 38,853.00 \$ | 56,724.00 | 4/12/2007 |
| 302 DPTF | 912833LY4 | US TREASURY STRIP | | 2/15/2026 | 4.97 \$ | 100,000.00 \$ | 39,780.00 \$ | 56,724.00 | 4/30/2007 |
| 302 DPTF | 912833LY4 | US TREASURY STRIP | | 2/15/2026 | 4.87 \$ | 10,000.00 \$ | 4,213.13 \$ | 5,672.40 | 2/28/2008 |
| 302 DPTF | 912833LY4 | US TREASURY STRIP | | 2/15/2026 | 4.50 \$ | 10,000.00 \$ | 4,515.00 \$ | 5,672.40 | 3/27/2008 |
| 302 DPTF | 912833LY4 | US TREASURY STRIP | | 2/15/2026 | 4.47 \$ | 50,000.00 \$ | 22,677.50 \$ | 28,362.00 | 3/28/2008 |
| 302 DPTF | 912833LY4 | US TREASURY STRIP | | 2/15/2026 | 4.48 \$ | 50,000.00 \$ | 22,691.00 \$ | 28,362.00 | 4/16/2008 |
| 302 DPTF | 912833LY4 | US TREASURY STRIP | | 2/15/2026 | 4.45 \$ | 10,000.00 \$ | 4,560.00 \$ | 5,672.40 | 4/16/2008 |
| 302 DPTF | 912833LY4 | US TREASURY STRIP | | 2/15/2026 | 4.79 \$ | 25,000.00 \$ | 10,765.25 \$ | 14,181.00 | 4/28/2008 |
| 302 DPTF | 912833LY4 | US TREASURY STRIP | | 2/15/2026 | 3.85 \$ | 50,000.00 \$ | 26,175.00 \$ | 28,362.00 | 2/27/2009 |
| 302 DPTF | 912833LY4 | US TREASURY STRIP | | 2/15/2026 | 4.00 \$ | 50,000.00 \$ | 25,593.50 \$ | 28,362.00 | 3/20/2009 |
| 302 DPTF | 912833LY4 | US TREASURY STRIP | | 2/15/2026 | 3.94 \$ | 100,000.00 \$ | 51,783.00 \$ | 56,724.00 | 3/30/2009 |
| 302 DPTF | 912833LY4 | US TREASURY STRIP | | 2/15/2026 | 3.81 \$ | 5,000.00 \$ | 2,650.00 \$ | 2,836.20 | 4/13/2009 |
| 302 DPTF | 912833LY4 | US TREASURY STRIP | | 2/15/2026 | 4.06 \$ | 50,000.00 \$ | 25,434.50 \$ | 28,362.00 | 4/16/2009 |
| 302 DPTF | 912833LY4 | US TREASURY STRIP | | 2/15/2026 | 4.02 \$ | 50,000.00 \$ | 25,615.00 \$ | 28,362.00 | 4/24/2009 |
| 302 DPTF | 912833LY4 | US TREASURY STRIP | | 2/15/2026 | 4.75 \$ | 100,000.00 \$ | 47,142.00 \$ | 56,724.00 | 2/8/2010 |
| 302 DPTF | 912833LY4 | US TREASURY STRIP | | 2/15/2026 | 4.74 \$ | 50,000.00 \$ | 23,685.00 \$ | 28,362.00 | 3/3/2010 |
| 302 DPTF | 912833LY4 | US TREASURY STRIP | | 2/15/2026 | 4.79 \$ | 100,000.00 \$ | 47,053.00 \$ | 56,724.00 | 3/12/2010 |
| 302 DPTF | 912833LY4 | US TREASURY STRIP | | 2/15/2026 | 4.92 \$ | 50,000.00 \$ | 23,146.50 \$ | 28,362.00 | 4/8/2010 |
| 302 DPTF | 912833LY4 | US TREASURY STRIP | | 2/15/2026 | 4.66 \$ | 50,000.00 \$ | 24,162.00 \$ | 28,362.00 | 4/30/2010 |
| 302 DPTF | 912833LY4 | US TREASURY STRIP | | 2/15/2026 | 4.53 \$ | 50,000.00 \$ | 25,573.50 \$ | 28,362.00 | 2/28/2011 |
| 302 DPTF | 912833LY4 | US TREASURY STRIP | | 2/15/2026 | 4.63 \$ | 100,000.00 \$ | 50,687.00 \$ | 56,724.00 | 4/12/2011 |
| 302 DPTF | 912833LY4 | US TREASURY STRIP | | 2/15/2026 | 4.30 \$ | 100,000.00 \$ | 53,309.00 \$ | 56,724.00 | 5/5/2011 |
| 302 DPTF | 912833LZ1 | US TREASURY STRIP | | 5/15/2026 | 5.17 \$ | 50,000.00 \$ | 19,017.50 \$ | 27,973.00 | 5/31/2007 |
| 302 DPTF | 912833LZ1 | US TREASURY STRIP | | 5/15/2026 | 5.39 \$ | 50,000.00 \$ | 18,312.00 \$ | 27,973.00 | 6/26/2007 |
| 302 DPTF | 912833LZ1 | US TREASURY STRIP | | 5/15/2026 | 5.27 \$ | 50,000.00 \$ | 18,763.50 \$ | 27,973.00 | 7/6/2007 |

INVS_MONTHEND_INVENTORY
 VisualQED
 INVENTORY
 SETTLEMENT
 7/29/2011

JOSH MANDEL
 TREASURER, STATE OF OHIO

INVESTMENT INVENTORY
 SETTLED POSITIONS AS OF: 07/29/11

| FUND | CUSIP | DESCRIPTION | RATE | MATURITY | YIELD | PAR AMOUNT | BOOK VALUE | MARKET VALUE | 1ST PUR |
|----------|-----------|-----------------------|------|------------|---------|-----------------|-----------------|--------------|------------|
| 302 DPTF | 912833LZ1 | US TREASURY STRIP | | 5/15/2026 | 5.12 \$ | 100,000.00 \$ | 38,682.00 \$ | 55,946.00 | 7/30/2007 |
| 302 DPTF | 912833LZ1 | US TREASURY STRIP | | 5/15/2026 | 4.77 \$ | 50,000.00 \$ | 21,435.50 \$ | 27,973.00 | 5/27/2008 |
| 302 DPTF | 912833LZ1 | US TREASURY STRIP | | 5/15/2026 | 4.89 \$ | 25,000.00 \$ | 10,521.50 \$ | 13,986.50 | 6/9/2008 |
| 302 DPTF | 912833LZ1 | US TREASURY STRIP | | 5/15/2026 | 4.69 \$ | 10,000.00 \$ | 4,375.40 \$ | 5,594.60 | 7/11/2008 |
| 302 DPTF | 912833LZ1 | US TREASURY STRIP | | 5/15/2026 | 4.57 \$ | 150,000.00 \$ | 69,570.00 \$ | 83,919.00 | 5/13/2009 |
| 302 DPTF | 912833LZ1 | US TREASURY STRIP | | 5/15/2026 | 4.74 \$ | 50,000.00 \$ | 22,818.09 \$ | 27,973.00 | 8/18/2009 |
| 302 DPTF | 912833LZ1 | US TREASURY STRIP | | 5/15/2026 | 4.40 \$ | 306,000.00 \$ | 152,333.53 \$ | 171,194.76 | 5/11/2010 |
| 302 DPTF | 912833LZ1 | US TREASURY STRIP | | 5/15/2026 | 4.42 \$ | 25,000.00 \$ | 12,415.50 \$ | 13,986.50 | 5/14/2010 |
| 302 DPTF | 912833LZ1 | US TREASURY STRIP | | 5/15/2026 | 4.01 \$ | 50,000.00 \$ | 26,638.50 \$ | 27,973.00 | 6/30/2010 |
| 302 DPTF | 912833LZ1 | US TREASURY STRIP | | 5/15/2026 | 4.07 \$ | 100,000.00 \$ | 52,800.00 \$ | 55,946.00 | 7/13/2010 |
| 302 DPTF | 912833LZ1 | US TREASURY STRIP | | 5/15/2026 | 4.26 \$ | 100,000.00 \$ | 53,069.00 \$ | 55,946.00 | 5/9/2011 |
| 302 DPTF | 912833LZ1 | US TREASURY STRIP | | 5/15/2026 | 4.08 \$ | 100,000.00 \$ | 54,735.00 \$ | 55,946.00 | 6/13/2011 |
| 302 DPTF | 912833LZ1 | US TREASURY STRIP | | 5/15/2026 | 4.09 \$ | 50,000.00 \$ | 27,378.00 \$ | 27,973.00 | 6/23/2011 |
| 302 DPTF | 912833LZ1 | US TREASURY STRIP | | 5/15/2026 | 4.10 \$ | 50,000.00 \$ | 27,336.00 \$ | 27,973.00 | 6/27/2011 |
| 305 DPTF | 912833LZ1 | US TREASURY STRIP | | 5/15/2026 | 4.85 \$ | 7,538,000.00 \$ | 3,186,689.50 \$ | 4,217,209.48 | 5/22/2008 |
| 302 DPTF | 912833PA2 | US TREASURY STRIP | | 8/15/2026 | 5.05 \$ | 138,000.00 \$ | 51,376.02 \$ | 76,068.36 | 10/26/2006 |
| 302 DPTF | 912833PA2 | US TREASURY STRIP | | 8/15/2026 | 5.10 \$ | 100,000.00 \$ | 38,478.00 \$ | 55,122.00 | 8/28/2007 |
| 302 DPTF | 912833PA2 | US TREASURY STRIP | | 8/15/2026 | 5.16 \$ | 100,000.00 \$ | 38,190.00 \$ | 55,122.00 | 9/25/2007 |
| 302 DPTF | 912833PA2 | US TREASURY STRIP | | 8/15/2026 | 4.96 \$ | 100,000.00 \$ | 39,670.00 \$ | 55,122.00 | 10/5/2007 |
| 302 DPTF | 912833PA2 | US TREASURY STRIP | | 8/15/2026 | 4.45 \$ | 50,000.00 \$ | 22,725.00 \$ | 27,561.00 | 9/15/2008 |
| 302 DPTF | 912833PA2 | US TREASURY STRIP | | 8/15/2026 | 4.69 \$ | 100,000.00 \$ | 45,523.25 \$ | 55,122.00 | 8/18/2009 |
| 302 DPTF | 912833PA2 | US TREASURY STRIP | | 8/15/2026 | 3.92 \$ | 50,000.00 \$ | 26,882.00 \$ | 27,561.00 | 8/13/2010 |
| 302 DPTF | 912833PA2 | US TREASURY STRIP | | 8/15/2026 | 3.73 \$ | 100,000.00 \$ | 55,583.00 \$ | 55,122.00 | 9/24/2010 |
| 305 DPTF | 912833PA2 | US TREASURY STRIP | | 8/15/2026 | 4.29 \$ | 576,000.00 \$ | 269,706.24 \$ | 317,502.72 | 9/22/2008 |
| 302 DPTF | 912833PB0 | US TREASURY STRIP | | 11/15/2026 | 4.61 \$ | 50,000.00 \$ | 21,105.00 \$ | 27,216.00 | 12/5/2007 |
| 302 DPTF | 912833PB0 | US TREASURY STRIP | | 11/15/2026 | 4.55 \$ | 100,000.00 \$ | 42,689.00 \$ | 54,432.00 | 12/19/2007 |
| 302 DPTF | 912833PB0 | US TREASURY STRIP | | 11/15/2026 | 4.55 \$ | 150,000.00 \$ | 64,200.00 \$ | 81,648.00 | 1/10/2008 |
| 302 DPTF | 912833PB0 | US TREASURY STRIP | | 11/15/2026 | 4.54 \$ | 100,000.00 \$ | 44,605.00 \$ | 54,432.00 | 11/21/2008 |
| 302 DPTF | 912833PB0 | US TREASURY STRIP | | 11/15/2026 | 4.49 \$ | 5,000.00 \$ | 2,250.00 \$ | 2,721.60 | 11/21/2008 |
| 302 DPTF | 912833PB0 | US TREASURY STRIP | | 11/15/2026 | 3.61 \$ | 250,000.00 \$ | 132,050.00 \$ | 136,080.00 | 1/12/2009 |
| 302 DPTF | 912833PB0 | US TREASURY STRIP | | 11/15/2026 | 3.97 \$ | 100,000.00 \$ | 49,718.00 \$ | 54,432.00 | 2/4/2009 |
| 302 DPTF | 912833PB0 | US TREASURY STRIP | | 11/15/2026 | 4.50 \$ | 100,000.00 \$ | 46,951.00 \$ | 54,432.00 | 11/24/2009 |
| 302 DPTF | 912833PB0 | US TREASURY STRIP | | 11/15/2026 | 4.67 \$ | 50,000.00 \$ | 23,034.00 \$ | 27,216.00 | 1/28/2010 |
| 302 DPTF | 912833PB0 | US TREASURY STRIP | | 11/15/2026 | 4.11 \$ | 50,000.00 \$ | 26,084.00 \$ | 27,216.00 | 11/17/2010 |
| 302 DPTF | 912833PB0 | US TREASURY STRIP | | 11/15/2026 | 4.22 \$ | 50,000.00 \$ | 25,675.00 \$ | 27,216.00 | 11/24/2010 |
| 302 DPTF | 912833PB0 | US TREASURY STRIP | | 11/15/2026 | 4.60 \$ | 100,000.00 \$ | 48,751.00 \$ | 54,432.00 | 1/31/2011 |
| 302 DPTF | 912803BK8 | US TREASURY STRIP (P) | | 2/15/2027 | 4.46 \$ | 10,000.00 \$ | 4,360.00 \$ | 5,462.90 | 4/16/2008 |
| 302 DPTF | 912833PC8 | US TREASURY STRIP | | 2/15/2027 | 4.90 \$ | 10,000.00 \$ | 3,992.97 \$ | 5,369.70 | 2/28/2008 |
| 302 DPTF | 912833PC8 | US TREASURY STRIP | | 2/15/2027 | 4.46 \$ | 10,000.00 \$ | 4,350.00 \$ | 5,369.70 | 3/27/2008 |
| 302 DPTF | 912833PC8 | US TREASURY STRIP | | 2/15/2027 | 4.46 \$ | 50,000.00 \$ | 21,736.50 \$ | 26,848.50 | 3/28/2008 |
| 302 DPTF | 912833PC8 | US TREASURY STRIP | | 2/15/2027 | 4.50 \$ | 50,000.00 \$ | 21,628.00 \$ | 26,848.50 | 4/16/2008 |
| 302 DPTF | 912833PC8 | US TREASURY STRIP | | 2/15/2027 | 4.68 \$ | 25,000.00 \$ | 10,477.25 \$ | 13,424.25 | 4/28/2008 |
| 302 DPTF | 912833PC8 | US TREASURY STRIP | | 2/15/2027 | 3.93 \$ | 50,000.00 \$ | 24,864.00 \$ | 26,848.50 | 2/27/2009 |
| 302 DPTF | 912833PC8 | US TREASURY STRIP | | 2/15/2027 | 4.04 \$ | 50,000.00 \$ | 24,427.50 \$ | 26,848.50 | 3/20/2009 |
| 302 DPTF | 912833PC8 | US TREASURY STRIP | | 2/15/2027 | 4.01 \$ | 100,000.00 \$ | 49,194.00 \$ | 53,697.00 | 3/30/2009 |
| 302 DPTF | 912833PC8 | US TREASURY STRIP | | 2/15/2027 | 3.81 \$ | 5,000.00 \$ | 2,550.00 \$ | 2,684.85 | 4/13/2009 |
| 302 DPTF | 912833PC8 | US TREASURY STRIP | | 2/15/2027 | 4.06 \$ | 50,000.00 \$ | 24,411.50 \$ | 26,848.50 | 4/16/2009 |
| 302 DPTF | 912833PC8 | US TREASURY STRIP | | 2/15/2027 | 4.03 \$ | 50,000.00 \$ | 24,565.00 \$ | 26,848.50 | 4/24/2009 |
| 302 DPTF | 912833PC8 | US TREASURY STRIP | | 2/15/2027 | 4.80 \$ | 100,000.00 \$ | 44,608.00 \$ | 53,697.00 | 2/8/2010 |
| 302 DPTF | 912833PC8 | US TREASURY STRIP | | 2/15/2027 | 4.79 \$ | 50,000.00 \$ | 22,413.00 \$ | 26,848.50 | 3/3/2010 |
| 302 DPTF | 912833PC8 | US TREASURY STRIP | | 2/15/2027 | 4.85 \$ | 100,000.00 \$ | 44,414.00 \$ | 53,697.00 | 3/12/2010 |
| 302 DPTF | 912833PC8 | US TREASURY STRIP | | 2/15/2027 | 4.96 \$ | 50,000.00 \$ | 21,881.50 \$ | 26,848.50 | 4/8/2010 |
| 302 DPTF | 912833PC8 | US TREASURY STRIP | | 2/15/2027 | 4.71 \$ | 50,000.00 \$ | 22,895.50 \$ | 26,848.50 | 4/30/2010 |

INVS_MONTHEND_INVENTORY
 VisualQED
 INVENTORY
 SETTLEMENT
 7/29/2011

JOSH MANDEL
 TREASURER, STATE OF OHIO

INVESTMENT INVENTORY
 SETTLED POSITIONS AS OF: 07/29/11

| FUND | CUSIP | DESCRIPTION | RATE | MATURITY | YIELD | PAR AMOUNT | BOOK VALUE | MARKET VALUE | 1ST PUR |
|----------|-----------|-------------------|------|------------|---------|-----------------|-----------------|--------------|------------|
| 302 DPTF | 912833PC8 | US TREASURY STRIP | | 2/15/2027 | 4.63 \$ | 50,000.00 \$ | 24,078.50 \$ | 26,848.50 | 2/28/2011 |
| 302 DPTF | 912833PC8 | US TREASURY STRIP | | 2/15/2027 | 4.71 \$ | 100,000.00 \$ | 47,823.00 \$ | 53,697.00 | 4/12/2011 |
| 302 DPTF | 912833PC8 | US TREASURY STRIP | | 2/15/2027 | 4.40 \$ | 100,000.00 \$ | 50,336.00 \$ | 53,697.00 | 5/5/2011 |
| 302 DPTF | 912833PD6 | US TREASURY STRIP | | 5/15/2027 | 4.79 \$ | 50,000.00 \$ | 20,372.50 \$ | 26,540.00 | 5/27/2008 |
| 302 DPTF | 912833PD6 | US TREASURY STRIP | | 5/15/2027 | 4.90 \$ | 25,000.00 \$ | 9,998.00 \$ | 13,270.00 | 6/9/2008 |
| 302 DPTF | 912833PD6 | US TREASURY STRIP | | 5/15/2027 | 4.70 \$ | 10,000.00 \$ | 4,164.30 \$ | 5,308.00 | 7/11/2008 |
| 302 DPTF | 912833PD6 | US TREASURY STRIP | | 5/15/2027 | 4.58 \$ | 150,000.00 \$ | 66,435.00 \$ | 79,620.00 | 5/13/2009 |
| 302 DPTF | 912833PD6 | US TREASURY STRIP | | 5/15/2027 | 4.72 \$ | 50,000.00 \$ | 21,864.33 \$ | 26,540.00 | 8/18/2009 |
| 302 DPTF | 912833PD6 | US TREASURY STRIP | | 5/15/2027 | 4.44 \$ | 306,000.00 \$ | 144,946.69 \$ | 162,424.80 | 5/11/2010 |
| 302 DPTF | 912833PD6 | US TREASURY STRIP | | 5/15/2027 | 4.47 \$ | 25,000.00 \$ | 11,795.50 \$ | 13,270.00 | 5/14/2010 |
| 302 DPTF | 912833PD6 | US TREASURY STRIP | | 5/15/2027 | 4.04 \$ | 50,000.00 \$ | 25,454.50 \$ | 26,540.00 | 6/30/2010 |
| 302 DPTF | 912833PD6 | US TREASURY STRIP | | 5/15/2027 | 4.10 \$ | 100,000.00 \$ | 50,450.00 \$ | 53,080.00 | 7/13/2010 |
| 302 DPTF | 912833PD6 | US TREASURY STRIP | | 5/15/2027 | 4.35 \$ | 100,000.00 \$ | 50,215.00 \$ | 53,080.00 | 5/9/2011 |
| 302 DPTF | 912833PD6 | US TREASURY STRIP | | 5/15/2027 | 4.15 \$ | 100,000.00 \$ | 51,998.00 \$ | 53,080.00 | 6/13/2011 |
| 302 DPTF | 912833PD6 | US TREASURY STRIP | | 5/15/2027 | 4.17 \$ | 50,000.00 \$ | 25,947.00 \$ | 26,540.00 | 6/23/2011 |
| 302 DPTF | 912833PD6 | US TREASURY STRIP | | 5/15/2027 | 4.18 \$ | 50,000.00 \$ | 25,908.00 \$ | 26,540.00 | 6/27/2011 |
| 305 DPTF | 912833PD6 | US TREASURY STRIP | | 5/15/2027 | 4.83 \$ | 7,538,000.00 \$ | 3,045,578.14 \$ | 4,001,170.40 | 5/22/2008 |
| 302 DPTF | 912833PE4 | US TREASURY STRIP | | 8/15/2027 | 5.02 \$ | 138,000.00 \$ | 49,154.22 \$ | 72,223.68 | 10/26/2006 |
| 302 DPTF | 912833PE4 | US TREASURY STRIP | | 8/15/2027 | 4.45 \$ | 50,000.00 \$ | 21,750.00 \$ | 26,168.00 | 9/15/2008 |
| 302 DPTF | 912833PE4 | US TREASURY STRIP | | 8/15/2027 | 4.65 \$ | 100,000.00 \$ | 43,702.25 \$ | 52,336.00 | 8/18/2009 |
| 302 DPTF | 912833PE4 | US TREASURY STRIP | | 8/15/2027 | 3.98 \$ | 50,000.00 \$ | 25,602.50 \$ | 26,168.00 | 8/13/2010 |
| 302 DPTF | 912833PE4 | US TREASURY STRIP | | 8/15/2027 | 3.82 \$ | 100,000.00 \$ | 52,817.00 \$ | 52,336.00 | 9/24/2010 |
| 305 DPTF | 912833PE4 | US TREASURY STRIP | | 8/15/2027 | 4.32 \$ | 576,000.00 \$ | 256,982.40 \$ | 301,455.36 | 9/22/2008 |
| 302 DPTF | 912833QB9 | US TREASURY STRIP | | 11/15/2027 | 4.59 \$ | 100,000.00 \$ | 42,253.00 \$ | 51,579.00 | 11/21/2008 |
| 302 DPTF | 912833QB9 | US TREASURY STRIP | | 11/15/2027 | 4.50 \$ | 5,000.00 \$ | 2,150.00 \$ | 2,578.95 | 11/21/2008 |
| 302 DPTF | 912833QB9 | US TREASURY STRIP | | 11/15/2027 | 3.64 \$ | 250,000.00 \$ | 126,822.50 \$ | 128,947.50 | 1/12/2009 |
| 302 DPTF | 912833QB9 | US TREASURY STRIP | | 11/15/2027 | 4.05 \$ | 100,000.00 \$ | 47,103.00 \$ | 51,579.00 | 2/4/2009 |
| 302 DPTF | 912833QB9 | US TREASURY STRIP | | 11/15/2027 | 4.52 \$ | 100,000.00 \$ | 44,817.00 \$ | 51,579.00 | 11/24/2009 |
| 302 DPTF | 912833QB9 | US TREASURY STRIP | | 11/15/2027 | 4.70 \$ | 50,000.00 \$ | 21,877.50 \$ | 25,789.50 | 1/28/2010 |
| 302 DPTF | 912833QB9 | US TREASURY STRIP | | 11/15/2027 | 4.20 \$ | 50,000.00 \$ | 24,671.50 \$ | 25,789.50 | 11/17/2010 |
| 302 DPTF | 912833QB9 | US TREASURY STRIP | | 11/15/2027 | 4.30 \$ | 50,000.00 \$ | 24,284.50 \$ | 25,789.50 | 11/24/2010 |
| 302 DPTF | 912833QB9 | US TREASURY STRIP | | 11/15/2027 | 4.66 \$ | 100,000.00 \$ | 46,118.00 \$ | 51,579.00 | 1/31/2011 |
| 302 DPTF | 912833RY8 | US TREASURY STRIP | | 2/15/2028 | 4.89 \$ | 10,000.00 \$ | 3,811.70 \$ | 5,088.40 | 2/28/2008 |
| 302 DPTF | 912833RY8 | US TREASURY STRIP | | 2/15/2028 | 4.48 \$ | 10,000.00 \$ | 4,145.00 \$ | 5,088.40 | 3/27/2008 |
| 302 DPTF | 912833RY8 | US TREASURY STRIP | | 2/15/2028 | 4.52 \$ | 10,000.00 \$ | 4,125.00 \$ | 5,088.40 | 4/16/2008 |
| 302 DPTF | 912833RY8 | US TREASURY STRIP | | 2/15/2028 | 4.66 \$ | 25,000.00 \$ | 10,042.25 \$ | 12,721.00 | 4/28/2008 |
| 302 DPTF | 912833RY8 | US TREASURY STRIP | | 2/15/2028 | 3.76 \$ | 50,000.00 \$ | 24,675.00 \$ | 25,442.00 | 2/27/2009 |
| 302 DPTF | 912833RY8 | US TREASURY STRIP | | 2/15/2028 | 4.06 \$ | 50,000.00 \$ | 23,383.00 \$ | 25,442.00 | 3/20/2009 |
| 302 DPTF | 912833RY8 | US TREASURY STRIP | | 2/15/2028 | 4.02 \$ | 100,000.00 \$ | 47,190.00 \$ | 50,884.00 | 3/30/2009 |
| 302 DPTF | 912833RY8 | US TREASURY STRIP | | 2/15/2028 | 3.82 \$ | 5,000.00 \$ | 2,450.00 \$ | 2,544.20 | 4/13/2009 |
| 302 DPTF | 912833RY8 | US TREASURY STRIP | | 2/15/2028 | 4.09 \$ | 50,000.00 \$ | 23,318.00 \$ | 25,442.00 | 4/16/2009 |
| 302 DPTF | 912833RY8 | US TREASURY STRIP | | 2/15/2028 | 4.05 \$ | 50,000.00 \$ | 23,510.00 \$ | 25,442.00 | 4/24/2009 |
| 302 DPTF | 912833RY8 | US TREASURY STRIP | | 2/15/2028 | 4.82 \$ | 100,000.00 \$ | 42,392.00 \$ | 50,884.00 | 2/8/2010 |
| 302 DPTF | 912833RY8 | US TREASURY STRIP | | 2/15/2028 | 4.80 \$ | 50,000.00 \$ | 21,336.00 \$ | 25,442.00 | 3/3/2010 |
| 302 DPTF | 912833RY8 | US TREASURY STRIP | | 2/15/2028 | 4.88 \$ | 100,000.00 \$ | 42,132.00 \$ | 50,884.00 | 3/12/2010 |
| 302 DPTF | 912833RY8 | US TREASURY STRIP | | 2/15/2028 | 4.99 \$ | 50,000.00 \$ | 20,752.00 \$ | 25,442.00 | 4/8/2010 |
| 302 DPTF | 912833RY8 | US TREASURY STRIP | | 2/15/2028 | 4.73 \$ | 50,000.00 \$ | 21,770.00 \$ | 25,442.00 | 4/30/2010 |
| 302 DPTF | 912833RY8 | US TREASURY STRIP | | 2/15/2028 | 4.70 \$ | 50,000.00 \$ | 22,739.50 \$ | 25,442.00 | 2/28/2011 |
| 302 DPTF | 912833RY8 | US TREASURY STRIP | | 2/15/2028 | 4.75 \$ | 100,000.00 \$ | 45,348.00 \$ | 50,884.00 | 4/12/2011 |
| 302 DPTF | 912833RY8 | US TREASURY STRIP | | 2/15/2028 | 4.46 \$ | 100,000.00 \$ | 47,680.00 \$ | 50,884.00 | 5/5/2011 |
| 302 DPTF | 912833WQ9 | US TREASURY STRIP | | 5/15/2028 | 4.88 \$ | 25,000.00 \$ | 9,572.00 \$ | 12,567.00 | 6/9/2008 |
| 302 DPTF | 912833WQ9 | US TREASURY STRIP | | 5/15/2028 | 4.68 \$ | 10,000.00 \$ | 3,993.00 \$ | 5,026.80 | 7/11/2008 |
| 302 DPTF | 912833WQ9 | US TREASURY STRIP | | 5/15/2028 | 4.57 \$ | 150,000.00 \$ | 63,585.00 \$ | 75,402.00 | 5/13/2009 |

INVS_MONTHEND_INVENTORY
 VisualQED
 INVENTORY
 SETTLEMENT
 7/29/2011

JOSH MANDEL
 TREASURER, STATE OF OHIO

INVESTMENT INVENTORY
 SETTLED POSITIONS AS OF: 07/29/11

| FUND | CUSIP | DESCRIPTION | RATE | MATURITY | YIELD | PAR AMOUNT | BOOK VALUE | MARKET VALUE | 1ST PUR |
|----------|-----------|-------------------|------|------------|-------|-----------------|-----------------|-----------------|------------|
| 302 DPTF | 912833WQ9 | US TREASURY STRIP | | 5/15/2028 | 4.34 | \$ 50,000.00 | \$ 22,379.83 | \$ 25,134.00 | 8/18/2009 |
| 302 DPTF | 912833WQ9 | US TREASURY STRIP | | 5/15/2028 | 4.48 | \$ 306,000.00 | \$ 137,853.61 | \$ 153,820.08 | 5/11/2010 |
| 302 DPTF | 912833WQ9 | US TREASURY STRIP | | 5/15/2028 | 4.52 | \$ 25,000.00 | \$ 11,177.00 | \$ 12,567.00 | 5/14/2010 |
| 302 DPTF | 912833WQ9 | US TREASURY STRIP | | 5/15/2028 | 4.09 | \$ 50,000.00 | \$ 24,247.50 | \$ 25,134.00 | 6/30/2010 |
| 302 DPTF | 912833WQ9 | US TREASURY STRIP | | 5/15/2028 | 4.13 | \$ 100,000.00 | \$ 48,200.00 | \$ 50,268.00 | 7/13/2010 |
| 302 DPTF | 912833WQ9 | US TREASURY STRIP | | 5/15/2028 | 4.41 | \$ 100,000.00 | \$ 47,643.00 | \$ 50,268.00 | 5/9/2011 |
| 302 DPTF | 912833WQ9 | US TREASURY STRIP | | 5/15/2028 | 4.20 | \$ 100,000.00 | \$ 49,493.00 | \$ 50,268.00 | 6/13/2011 |
| 302 DPTF | 912833WQ9 | US TREASURY STRIP | | 5/15/2028 | 4.23 | \$ 50,000.00 | \$ 24,652.00 | \$ 25,134.00 | 6/23/2011 |
| 302 DPTF | 912833WQ9 | US TREASURY STRIP | | 5/15/2028 | 4.24 | \$ 50,000.00 | \$ 24,620.50 | \$ 25,134.00 | 6/27/2011 |
| 305 DPTF | 912833WQ9 | US TREASURY STRIP | | 5/15/2028 | 4.81 | \$ 7,538,000.00 | \$ 2,914,416.94 | \$ 3,789,201.84 | 5/22/2008 |
| 302 DPTF | 912833RZ5 | US TREASURY STRIP | | 8/15/2028 | 5.00 | \$ 138,000.00 | \$ 46,993.14 | \$ 68,457.66 | 10/26/2006 |
| 302 DPTF | 912833RZ5 | US TREASURY STRIP | | 8/15/2028 | 4.66 | \$ 100,000.00 | \$ 41,670.25 | \$ 49,607.00 | 8/18/2009 |
| 302 DPTF | 912833RZ5 | US TREASURY STRIP | | 8/15/2028 | 4.04 | \$ 50,000.00 | \$ 24,355.00 | \$ 24,803.50 | 8/13/2010 |
| 302 DPTF | 912833RZ5 | US TREASURY STRIP | | 8/15/2028 | 3.89 | \$ 100,000.00 | \$ 50,193.00 | \$ 49,607.00 | 9/24/2010 |
| 305 DPTF | 912833RZ5 | US TREASURY STRIP | | 8/15/2028 | 4.30 | \$ 576,000.00 | \$ 247,104.00 | \$ 285,736.32 | 9/22/2008 |
| 302 DPTF | 912833WR7 | US TREASURY STRIP | | 11/15/2028 | 4.39 | \$ 5,000.00 | \$ 2,100.00 | \$ 2,446.65 | 11/21/2008 |
| 302 DPTF | 912833WR7 | US TREASURY STRIP | | 11/15/2028 | 4.53 | \$ 100,000.00 | \$ 42,737.00 | \$ 48,933.00 | 11/24/2009 |
| 302 DPTF | 912833WR7 | US TREASURY STRIP | | 11/15/2028 | 4.72 | \$ 50,000.00 | \$ 20,819.50 | \$ 24,466.50 | 1/28/2010 |
| 302 DPTF | 912833WR7 | US TREASURY STRIP | | 11/15/2028 | 4.27 | \$ 50,000.00 | \$ 23,377.00 | \$ 24,466.50 | 11/17/2010 |
| 302 DPTF | 912833WR7 | US TREASURY STRIP | | 11/15/2028 | 4.35 | \$ 50,000.00 | \$ 23,077.00 | \$ 24,466.50 | 11/24/2010 |
| 302 DPTF | 912833WR7 | US TREASURY STRIP | | 11/15/2028 | 4.70 | \$ 100,000.00 | \$ 43,735.00 | \$ 48,933.00 | 1/31/2011 |
| 302 DPTF | 912833XN5 | US TREASURY STRIP | | 2/15/2029 | 4.87 | \$ 10,000.00 | \$ 3,646.82 | \$ 4,823.90 | 2/28/2008 |
| 302 DPTF | 912833XN5 | US TREASURY STRIP | | 2/15/2029 | 4.44 | \$ 10,000.00 | \$ 4,000.00 | \$ 4,823.90 | 3/27/2008 |
| 302 DPTF | 912833XN5 | US TREASURY STRIP | | 2/15/2029 | 4.46 | \$ 10,000.00 | \$ 3,990.00 | \$ 4,823.90 | 4/16/2008 |
| 302 DPTF | 912833XN5 | US TREASURY STRIP | | 2/15/2029 | 4.66 | \$ 25,000.00 | \$ 9,590.25 | \$ 12,059.75 | 4/28/2008 |
| 302 DPTF | 912833XN5 | US TREASURY STRIP | | 2/15/2029 | 3.84 | \$ 5,000.00 | \$ 2,350.00 | \$ 2,411.95 | 4/13/2009 |
| 302 DPTF | 912833XN5 | US TREASURY STRIP | | 2/15/2029 | 4.82 | \$ 100,000.00 | \$ 40,420.00 | \$ 48,239.00 | 2/8/2010 |
| 302 DPTF | 912833XN5 | US TREASURY STRIP | | 2/15/2029 | 4.55 | \$ 50,000.00 | \$ 21,321.50 | \$ 24,119.50 | 3/3/2010 |
| 302 DPTF | 912833XN5 | US TREASURY STRIP | | 2/15/2029 | 4.90 | \$ 100,000.00 | \$ 40,031.00 | \$ 48,239.00 | 3/12/2010 |
| 302 DPTF | 912833XN5 | US TREASURY STRIP | | 2/15/2029 | 5.01 | \$ 50,000.00 | \$ 19,674.00 | \$ 24,119.50 | 4/8/2010 |
| 302 DPTF | 912833XN5 | US TREASURY STRIP | | 2/15/2029 | 4.74 | \$ 50,000.00 | \$ 20,728.50 | \$ 24,119.50 | 4/30/2010 |
| 302 DPTF | 912833XN5 | US TREASURY STRIP | | 2/15/2029 | 4.76 | \$ 50,000.00 | \$ 21,484.00 | \$ 24,119.50 | 2/28/2011 |
| 302 DPTF | 912833XN5 | US TREASURY STRIP | | 2/15/2029 | 4.81 | \$ 100,000.00 | \$ 42,819.00 | \$ 48,239.00 | 4/12/2011 |
| 302 DPTF | 912833XN5 | US TREASURY STRIP | | 2/15/2029 | 4.52 | \$ 100,000.00 | \$ 45,195.00 | \$ 48,239.00 | 5/5/2011 |
| 302 DPTF | 912833XS4 | US TREASURY STRIP | | 5/15/2029 | 4.87 | \$ 25,000.00 | \$ 9,140.50 | \$ 11,914.25 | 6/9/2008 |
| 302 DPTF | 912833XS4 | US TREASURY STRIP | | 5/15/2029 | 4.67 | \$ 10,000.00 | \$ 3,824.10 | \$ 4,765.70 | 7/11/2008 |
| 302 DPTF | 912833XS4 | US TREASURY STRIP | | 5/15/2029 | 4.49 | \$ 306,000.00 | \$ 131,543.89 | \$ 145,830.42 | 5/11/2010 |
| 302 DPTF | 912833XS4 | US TREASURY STRIP | | 5/15/2029 | 4.56 | \$ 25,000.00 | \$ 10,619.00 | \$ 11,914.25 | 5/14/2010 |
| 302 DPTF | 912833XS4 | US TREASURY STRIP | | 5/15/2029 | 4.15 | \$ 50,000.00 | \$ 23,037.00 | \$ 23,828.50 | 6/30/2010 |
| 302 DPTF | 912833XS4 | US TREASURY STRIP | | 5/15/2029 | 4.19 | \$ 100,000.00 | \$ 45,800.00 | \$ 47,657.00 | 7/13/2010 |
| 302 DPTF | 912833XS4 | US TREASURY STRIP | | 5/15/2029 | 4.45 | \$ 100,000.00 | \$ 45,223.00 | \$ 47,657.00 | 5/9/2011 |
| 302 DPTF | 912833XS4 | US TREASURY STRIP | | 5/15/2029 | 4.28 | \$ 100,000.00 | \$ 46,816.00 | \$ 47,657.00 | 6/13/2011 |
| 302 DPTF | 912833XS4 | US TREASURY STRIP | | 5/15/2029 | 4.28 | \$ 50,000.00 | \$ 23,435.00 | \$ 23,828.50 | 6/23/2011 |
| 302 DPTF | 912833XS4 | US TREASURY STRIP | | 5/15/2029 | 4.30 | \$ 50,000.00 | \$ 23,374.50 | \$ 23,828.50 | 6/27/2011 |
| 305 DPTF | 912833XS4 | US TREASURY STRIP | | 5/15/2029 | 4.83 | \$ 7,538,000.00 | \$ 2,772,174.88 | \$ 3,592,384.66 | 5/22/2008 |
| 302 DPTF | 912833XP0 | US TREASURY STRIP | | 8/15/2029 | 4.99 | \$ 138,000.00 | \$ 44,867.94 | \$ 65,004.90 | 10/26/2006 |
| 302 DPTF | 912833XP0 | US TREASURY STRIP | | 8/15/2029 | 4.10 | \$ 50,000.00 | \$ 23,141.00 | \$ 23,552.50 | 8/13/2010 |
| 302 DPTF | 912833XP0 | US TREASURY STRIP | | 8/15/2029 | 3.94 | \$ 100,000.00 | \$ 47,851.00 | \$ 47,105.00 | 9/24/2010 |
| 305 DPTF | 912833XP0 | US TREASURY STRIP | | 8/15/2029 | 4.29 | \$ 576,000.00 | \$ 237,248.64 | \$ 271,324.80 | 9/22/2008 |
| 302 DPTF | 912833XT2 | US TREASURY STRIP | | 11/15/2029 | 4.38 | \$ 5,000.00 | \$ 2,012.50 | \$ 2,323.30 | 11/21/2008 |
| 302 DPTF | 912833XT2 | US TREASURY STRIP | | 11/15/2029 | 4.36 | \$ 50,000.00 | \$ 22,038.00 | \$ 23,233.00 | 11/17/2010 |
| 302 DPTF | 912833XT2 | US TREASURY STRIP | | 11/15/2029 | 4.42 | \$ 50,000.00 | \$ 21,799.50 | \$ 23,233.00 | 11/24/2010 |
| 302 DPTF | 912833XT2 | US TREASURY STRIP | | 11/15/2029 | 4.75 | \$ 100,000.00 | \$ 41,397.00 | \$ 46,466.00 | 1/31/2011 |

INVS_MONTHEND_INVENTORY
 VisualQED
 INVENTORY
 SETTLEMENT
 7/29/2011

JOSH MANDEL
 TREASURER, STATE OF OHIO

INVESTMENT INVENTORY
 SETTLED POSITIONS AS OF: 07/29/11

| FUND | CUSIP | DESCRIPTION | RATE | MATURITY | YIELD | PAR AMOUNT | BOOK VALUE | MARKET VALUE | 1ST PUR |
|----------|-----------|-----------------------|------|------------|---------|-----------------|-----------------|--------------|------------|
| 302 DPTF | 912833XX3 | US TREASURY STRIP | | 2/15/1930 | 4.86 \$ | 10,000.00 \$ | 3,482.97 \$ | 4,580.70 | 2/28/2008 |
| 302 DPTF | 912833XX3 | US TREASURY STRIP | | 2/15/1930 | 4.47 \$ | 10,000.00 \$ | 3,800.00 \$ | 4,580.70 | 3/27/2008 |
| 302 DPTF | 912833XX3 | US TREASURY STRIP | | 2/15/1930 | 4.48 \$ | 10,000.00 \$ | 3,800.00 \$ | 4,580.70 | 4/16/2008 |
| 302 DPTF | 912833XX3 | US TREASURY STRIP | | 2/15/1930 | 4.63 \$ | 25,000.00 \$ | 9,217.25 \$ | 11,451.75 | 4/28/2008 |
| 302 DPTF | 912833XX3 | US TREASURY STRIP | | 2/15/1930 | 3.87 \$ | 5,000.00 \$ | 2,250.00 \$ | 2,290.35 | 4/13/2009 |
| 302 DPTF | 912833XX3 | US TREASURY STRIP | | 2/15/1930 | 4.81 \$ | 50,000.00 \$ | 20,308.00 \$ | 22,903.50 | 2/28/2011 |
| 302 DPTF | 912833XX3 | US TREASURY STRIP | | 2/15/1930 | 4.83 \$ | 100,000.00 \$ | 40,681.00 \$ | 45,807.00 | 4/12/2011 |
| 302 DPTF | 912833XX3 | US TREASURY STRIP | | 2/15/1930 | 4.56 \$ | 100,000.00 \$ | 42,849.00 \$ | 45,807.00 | 5/5/2011 |
| 302 DPTF | 912833XU9 | US TREASURY STRIP | | 5/15/1930 | 4.82 \$ | 25,000.00 \$ | 8,796.00 \$ | 11,315.00 | 6/9/2008 |
| 302 DPTF | 912833XU9 | US TREASURY STRIP | | 5/15/1930 | 4.62 \$ | 10,000.00 \$ | 3,685.50 \$ | 4,526.00 | 7/11/2008 |
| 302 DPTF | 912833XU9 | US TREASURY STRIP | | 5/15/1930 | 4.51 \$ | 306,000.00 \$ | 125,451.43 \$ | 138,495.60 | 5/11/2010 |
| 302 DPTF | 912833XU9 | US TREASURY STRIP | | 5/15/1930 | 4.58 \$ | 25,000.00 \$ | 10,115.50 \$ | 11,315.00 | 5/14/2010 |
| 302 DPTF | 912833XU9 | US TREASURY STRIP | | 5/15/1930 | 4.21 \$ | 100,000.00 \$ | 43,800.00 \$ | 45,260.00 | 7/13/2010 |
| 302 DPTF | 912833XU9 | US TREASURY STRIP | | 5/15/1930 | 4.49 \$ | 100,000.00 \$ | 42,946.00 \$ | 45,260.00 | 5/9/2011 |
| 302 DPTF | 912833XU9 | US TREASURY STRIP | | 5/15/1930 | 4.32 \$ | 100,000.00 \$ | 44,555.00 \$ | 45,260.00 | 6/13/2011 |
| 302 DPTF | 912833XU9 | US TREASURY STRIP | | 5/15/1930 | 4.33 \$ | 50,000.00 \$ | 22,256.50 \$ | 22,630.00 | 6/23/2011 |
| 302 DPTF | 912833XU9 | US TREASURY STRIP | | 5/15/1930 | 4.35 \$ | 50,000.00 \$ | 22,195.00 \$ | 22,630.00 | 6/27/2011 |
| 305 DPTF | 912833XU9 | US TREASURY STRIP | | 5/15/1930 | 4.78 \$ | 7,538,000.00 \$ | 2,669,356.56 \$ | 3,411,698.80 | 5/22/2008 |
| 302 DPTF | 912833XY1 | US TREASURY STRIP | | 8/15/1930 | 4.94 \$ | 138,000.00 \$ | 43,180.20 \$ | 61,654.26 | 10/26/2006 |
| 305 DPTF | 912833XY1 | US TREASURY STRIP | | 8/15/1930 | 4.28 \$ | 576,000.00 \$ | 228,124.80 \$ | 257,339.52 | 9/22/2008 |
| 302 DPTF | 9128337N4 | US TREASURY STRIP | | 11/15/1930 | 4.39 \$ | 5,000.00 \$ | 1,925.00 \$ | 2,207.40 | 11/21/2008 |
| 302 DPTF | 9128337N4 | US TREASURY STRIP | | 11/15/1930 | 4.78 \$ | 100,000.00 \$ | 39,285.00 \$ | 44,148.00 | 1/31/2011 |
| 302 DPTF | 912803CK7 | US TREASURY STRIP (P) | | 2/15/1931 | 4.80 \$ | 10,000.00 \$ | 3,364.63 \$ | 4,466.40 | 2/28/2008 |
| 302 DPTF | 912833XZ8 | US TREASURY STRIP | | 2/15/1931 | 4.39 \$ | 10,000.00 \$ | 3,700.00 \$ | 4,360.00 | 3/27/2008 |
| 302 DPTF | 912833XZ8 | US TREASURY STRIP | | 2/15/1931 | 4.40 \$ | 10,000.00 \$ | 3,700.00 \$ | 4,360.00 | 4/16/2008 |
| 302 DPTF | 912833XZ8 | US TREASURY STRIP | | 2/15/1931 | 4.57 \$ | 25,000.00 \$ | 8,923.25 \$ | 10,900.00 | 4/28/2008 |
| 302 DPTF | 912833XZ8 | US TREASURY STRIP | | 2/15/1931 | 3.79 \$ | 5,000.00 \$ | 2,200.00 \$ | 2,180.00 | 4/13/2009 |
| 302 DPTF | 9128337P9 | US TREASURY STRIP | | 5/15/1931 | 4.79 \$ | 25,000.00 \$ | 8,452.75 \$ | 10,751.25 | 6/9/2008 |
| 302 DPTF | 9128337P9 | US TREASURY STRIP | | 5/15/1931 | 4.60 \$ | 10,000.00 \$ | 3,541.30 \$ | 4,300.50 | 7/11/2008 |
| 302 DPTF | 9128337P9 | US TREASURY STRIP | | 5/15/1931 | 4.52 \$ | 306,000.00 \$ | 119,704.75 \$ | 131,595.30 | 5/11/2010 |
| 302 DPTF | 9128337P9 | US TREASURY STRIP | | 5/15/1931 | 4.62 \$ | 25,000.00 \$ | 9,583.00 \$ | 10,751.25 | 5/14/2010 |
| 302 DPTF | 9128337P9 | US TREASURY STRIP | | 5/15/1931 | 4.22 \$ | 100,000.00 \$ | 41,900.00 \$ | 43,005.00 | 7/13/2010 |
| 305 DPTF | 9128337P9 | US TREASURY STRIP | | 5/15/1931 | 4.76 \$ | 7,538,000.00 \$ | 2,558,246.44 \$ | 3,241,716.90 | 5/22/2008 |
| 302 DPTF | 9128334S6 | US TREASURY STRIP | | 8/15/1931 | 4.95 \$ | 138,000.00 \$ | 41,082.60 \$ | 58,648.62 | 10/26/2006 |
| 305 DPTF | 9128334S6 | US TREASURY STRIP | | 8/15/1931 | 4.25 \$ | 576,000.00 \$ | 219,709.44 \$ | 244,794.24 | 9/22/2008 |
| 302 DPTF | 9128337Q7 | US TREASURY STRIP | | 11/15/1931 | 4.45 \$ | 5,000.00 \$ | 1,818.25 \$ | 2,096.55 | 11/21/2008 |
| 302 DPTF | 9128334T4 | US TREASURY STRIP | | 2/15/1932 | 4.30 \$ | 10,000.00 \$ | 3,607.60 \$ | 4,136.80 | 2/28/2008 |
| 302 DPTF | 9128334T4 | US TREASURY STRIP | | 2/15/1932 | 4.42 \$ | 10,000.00 \$ | 3,520.00 \$ | 4,136.80 | 3/27/2008 |
| 302 DPTF | 9128334T4 | US TREASURY STRIP | | 2/15/1932 | 4.39 \$ | 10,000.00 \$ | 3,550.00 \$ | 4,136.80 | 4/16/2008 |
| 302 DPTF | 9128334T4 | US TREASURY STRIP | | 2/15/1932 | 4.55 \$ | 25,000.00 \$ | 8,568.75 \$ | 10,342.00 | 4/28/2008 |
| 302 DPTF | 9128334T4 | US TREASURY STRIP | | 2/15/1932 | 3.73 \$ | 5,000.00 \$ | 2,150.00 \$ | 2,068.40 | 4/13/2009 |
| 302 DPTF | 9128337R5 | US TREASURY STRIP | | 5/15/1932 | 4.77 \$ | 25,000.00 \$ | 8,090.75 \$ | 10,204.50 | 6/9/2008 |
| 302 DPTF | 9128337R5 | US TREASURY STRIP | | 5/15/1932 | 4.58 \$ | 10,000.00 \$ | 3,399.00 \$ | 4,081.80 | 7/11/2008 |
| 302 DPTF | 9128337R5 | US TREASURY STRIP | | 5/15/1932 | 4.52 \$ | 306,000.00 \$ | 114,450.73 \$ | 124,903.08 | 5/11/2010 |
| 302 DPTF | 9128337R5 | US TREASURY STRIP | | 5/15/1932 | 4.63 \$ | 25,000.00 \$ | 9,127.75 \$ | 10,204.50 | 5/14/2010 |
| 302 DPTF | 9128337R5 | US TREASURY STRIP | | 5/15/1932 | 4.22 \$ | 100,000.00 \$ | 40,200.00 \$ | 40,818.00 | 7/13/2010 |
| 305 DPTF | 9128337R5 | US TREASURY STRIP | | 5/15/1932 | 4.78 \$ | 7,538,000.00 \$ | 2,429,874.30 \$ | 3,076,860.84 | 5/22/2008 |
| 305 DPTF | 9128334U1 | US TREASURY STRIP | | 8/15/1932 | 4.24 \$ | 576,000.00 \$ | 211,392.00 \$ | 232,208.64 | 9/22/2008 |
| 302 DPTF | 9128337S3 | US TREASURY STRIP | | 11/15/1932 | 4.30 \$ | 5,000.00 \$ | 1,802.35 \$ | 1,987.85 | 11/21/2008 |
| 302 DPTF | 9128334V9 | US TREASURY STRIP | | 2/15/1933 | 4.39 \$ | 10,000.00 \$ | 3,395.00 \$ | 3,925.40 | 3/27/2008 |
| 302 DPTF | 9128334V9 | US TREASURY STRIP | | 2/15/1933 | 4.36 \$ | 10,000.00 \$ | 3,425.00 \$ | 3,925.40 | 4/16/2008 |
| 302 DPTF | 9128334V9 | US TREASURY STRIP | | 2/15/1933 | 4.55 \$ | 25,000.00 \$ | 8,192.00 \$ | 9,813.50 | 4/28/2008 |
| 302 DPTF | 9128334V9 | US TREASURY STRIP | | 2/15/1933 | 3.67 \$ | 5,000.00 \$ | 2,100.00 \$ | 1,962.70 | 4/13/2009 |

INVS_MONTHEND_INVENTORY
 VisualQED
 INVENTORY
 SETTLEMENT
 7/29/2011

JOSH MANDEL
 TREASURER, STATE OF OHIO

INVESTMENT INVENTORY
 SETTLED POSITIONS AS OF: 07/29/11

| FUND | CUSIP | DESCRIPTION | RATE | MATURITY | YIELD | PAR AMOUNT | BOOK VALUE | MARKET VALUE | 1ST PUR |
|----------|-----------|-------------------|------|------------|---------|-----------------|-----------------|--------------|------------|
| 302 DPTF | 9128337T1 | US TREASURY STRIP | | 5/15/1933 | 4.78 \$ | 25,000.00 \$ | 7,699.50 \$ | 9,682.75 | 6/9/2008 |
| 302 DPTF | 9128337T1 | US TREASURY STRIP | | 5/15/1933 | 4.57 \$ | 10,000.00 \$ | 3,258.10 \$ | 3,873.10 | 7/11/2008 |
| 302 DPTF | 9128337T1 | US TREASURY STRIP | | 5/15/1933 | 4.53 \$ | 306,000.00 \$ | 109,083.49 \$ | 118,516.86 | 5/11/2010 |
| 302 DPTF | 9128337T1 | US TREASURY STRIP | | 5/15/1933 | 4.65 \$ | 25,000.00 \$ | 8,693.75 \$ | 9,682.75 | 5/14/2010 |
| 302 DPTF | 9128337T1 | US TREASURY STRIP | | 5/15/1933 | 4.24 \$ | 100,000.00 \$ | 38,350.00 \$ | 38,731.00 | 7/13/2010 |
| 305 DPTF | 9128337T1 | US TREASURY STRIP | | 5/15/1933 | 4.75 \$ | 7,538,000.00 \$ | 2,332,634.10 \$ | 2,919,542.78 | 5/22/2008 |
| 305 DPTF | 9128334W7 | US TREASURY STRIP | | 8/15/1933 | 4.24 \$ | 576,000.00 \$ | 202,705.92 \$ | 220,250.88 | 9/22/2008 |
| 302 DPTF | 9128337U8 | US TREASURY STRIP | | 11/15/1933 | 4.30 \$ | 5,000.00 \$ | 1,727.25 \$ | 1,885.35 | 11/21/2008 |
| 302 DPTF | 9128334X5 | US TREASURY STRIP | | 2/15/1934 | 4.39 \$ | 10,000.00 \$ | 3,250.00 \$ | 3,721.50 | 3/27/2008 |
| 302 DPTF | 9128334X5 | US TREASURY STRIP | | 2/15/1934 | 4.34 \$ | 10,000.00 \$ | 3,300.00 \$ | 3,721.50 | 4/16/2008 |
| 302 DPTF | 9128334X5 | US TREASURY STRIP | | 2/15/1934 | 4.54 \$ | 25,000.00 \$ | 7,851.25 \$ | 9,303.75 | 4/28/2008 |
| 302 DPTF | 9128334X5 | US TREASURY STRIP | | 2/15/1934 | 3.62 \$ | 5,000.00 \$ | 2,050.00 \$ | 1,860.75 | 4/13/2009 |
| 302 DPTF | 9128337V6 | US TREASURY STRIP | | 5/15/1934 | 4.77 \$ | 25,000.00 \$ | 7,362.75 \$ | 9,179.75 | 6/9/2008 |
| 302 DPTF | 9128337V6 | US TREASURY STRIP | | 5/15/1934 | 4.56 \$ | 10,000.00 \$ | 3,117.50 \$ | 3,671.90 | 7/11/2008 |
| 302 DPTF | 9128337V6 | US TREASURY STRIP | | 5/15/1934 | 4.53 \$ | 306,000.00 \$ | 104,429.23 \$ | 112,360.14 | 5/11/2010 |
| 302 DPTF | 9128337V6 | US TREASURY STRIP | | 5/15/1934 | 4.65 \$ | 25,000.00 \$ | 8,303.75 \$ | 9,179.75 | 5/14/2010 |
| 302 DPTF | 9128337V6 | US TREASURY STRIP | | 5/15/1934 | 4.26 \$ | 100,000.00 \$ | 36,650.00 \$ | 36,719.00 | 7/13/2010 |
| 302 DPTF | 9128337W4 | US TREASURY STRIP | | 11/15/1934 | 4.25 \$ | 5,000.00 \$ | 1,676.50 \$ | 1,785.85 | 11/21/2008 |
| 302 DPTF | 9128334Z0 | US TREASURY STRIP | | 2/15/1935 | 4.38 \$ | 10,000.00 \$ | 3,120.00 \$ | 3,526.70 | 3/27/2008 |
| 302 DPTF | 9128334Z0 | US TREASURY STRIP | | 2/15/1935 | 4.35 \$ | 10,000.00 \$ | 3,150.00 \$ | 3,526.70 | 4/16/2008 |
| 302 DPTF | 9128334Z0 | US TREASURY STRIP | | 2/15/1935 | 4.52 \$ | 25,000.00 \$ | 7,546.00 \$ | 8,816.75 | 4/28/2008 |
| 302 DPTF | 9128334Z0 | US TREASURY STRIP | | 2/15/1935 | 3.58 \$ | 5,000.00 \$ | 2,000.00 \$ | 1,763.35 | 4/13/2009 |
| 302 DPTF | 912833X88 | US TREASURY STRIP | | 5/15/1935 | 4.75 \$ | 25,000.00 \$ | 7,060.75 \$ | 8,689.50 | 6/9/2008 |
| 302 DPTF | 912833X88 | US TREASURY STRIP | | 5/15/1935 | 4.54 \$ | 10,000.00 \$ | 2,998.90 \$ | 3,475.80 | 7/11/2008 |
| 302 DPTF | 912833X88 | US TREASURY STRIP | | 5/15/1935 | 4.53 \$ | 306,000.00 \$ | 99,845.35 \$ | 106,359.48 | 5/11/2010 |
| 302 DPTF | 912833X88 | US TREASURY STRIP | | 5/15/1935 | 4.65 \$ | 25,000.00 \$ | 7,921.25 \$ | 8,689.50 | 5/14/2010 |
| 302 DPTF | 912833X88 | US TREASURY STRIP | | 5/15/1935 | 4.25 \$ | 100,000.00 \$ | 35,200.00 \$ | 34,758.00 | 7/13/2010 |
| 302 DPTF | 912833X96 | US TREASURY STRIP | | 11/15/1935 | 4.19 \$ | 5,000.00 \$ | 1,633.15 \$ | 1,692.45 | 11/21/2008 |
| 302 DPTF | 9128335B2 | US TREASURY STRIP | | 2/15/1936 | 4.33 \$ | 10,000.00 \$ | 3,025.00 \$ | 3,340.20 | 3/27/2008 |
| 302 DPTF | 9128335B2 | US TREASURY STRIP | | 2/15/1936 | 4.28 \$ | 10,000.00 \$ | 3,075.00 \$ | 3,340.20 | 4/16/2008 |
| 302 DPTF | 9128335B2 | US TREASURY STRIP | | 2/15/1936 | 4.51 \$ | 25,000.00 \$ | 7,235.75 \$ | 8,350.50 | 4/28/2008 |
| 302 DPTF | 9128335B2 | US TREASURY STRIP | | 2/15/1936 | 3.54 \$ | 5,000.00 \$ | 1,950.00 \$ | 1,670.10 | 4/13/2009 |
| 302 DPTF | 912833Y20 | US TREASURY STRIP | | 5/15/1936 | 4.73 \$ | 25,000.00 \$ | 6,773.75 \$ | 8,241.50 | 6/9/2008 |
| 302 DPTF | 912833Y20 | US TREASURY STRIP | | 5/15/1936 | 4.51 \$ | 10,000.00 \$ | 2,888.50 \$ | 3,296.60 | 7/11/2008 |
| 302 DPTF | 912833Y20 | US TREASURY STRIP | | 5/15/1936 | 4.54 \$ | 306,000.00 \$ | 95,114.59 \$ | 100,875.96 | 5/11/2010 |
| 302 DPTF | 912833Y20 | US TREASURY STRIP | | 5/15/1936 | 4.66 \$ | 25,000.00 \$ | 7,554.00 \$ | 8,241.50 | 5/14/2010 |
| 302 DPTF | 912833Y20 | US TREASURY STRIP | | 5/15/1936 | 4.27 \$ | 100,000.00 \$ | 33,600.00 \$ | 32,966.00 | 7/13/2010 |
| 302 DPTF | 912833Y38 | US TREASURY STRIP | | 11/15/1936 | 4.15 \$ | 5,000.00 \$ | 1,584.10 \$ | 1,605.10 | 11/21/2008 |
| 302 DPTF | 9128337F1 | US TREASURY STRIP | | 2/15/1937 | 4.33 \$ | 10,000.00 \$ | 2,900.00 \$ | 3,169.50 | 3/27/2008 |
| 302 DPTF | 9128337F1 | US TREASURY STRIP | | 2/15/1937 | 4.28 \$ | 10,000.00 \$ | 2,950.00 \$ | 3,169.50 | 4/16/2008 |
| 302 DPTF | 9128337F1 | US TREASURY STRIP | | 2/15/1937 | 4.52 \$ | 25,000.00 \$ | 6,905.00 \$ | 7,923.75 | 4/28/2008 |
| 302 DPTF | 9128337F1 | US TREASURY STRIP | | 2/15/1937 | 3.51 \$ | 5,000.00 \$ | 1,900.00 \$ | 1,584.75 | 4/13/2009 |
| 302 DPTF | 912833Y46 | US TREASURY STRIP | | 5/15/1937 | 4.71 \$ | 25,000.00 \$ | 6,501.00 \$ | 7,827.25 | 6/9/2008 |
| 302 DPTF | 912833Y46 | US TREASURY STRIP | | 5/15/1937 | 4.48 \$ | 10,000.00 \$ | 2,789.90 \$ | 3,130.90 | 7/11/2008 |
| 302 DPTF | 912833Y46 | US TREASURY STRIP | | 5/15/1937 | 4.56 \$ | 306,000.00 \$ | 90,637.81 \$ | 95,805.54 | 5/11/2010 |
| 302 DPTF | 912833Y46 | US TREASURY STRIP | | 5/15/1937 | 4.62 \$ | 25,000.00 \$ | 7,288.75 \$ | 7,827.25 | 5/14/2010 |
| 302 DPTF | 912833Y46 | US TREASURY STRIP | | 5/15/1937 | 4.31 \$ | 100,000.00 \$ | 31,810.00 \$ | 31,309.00 | 7/13/2010 |
| 302 DPTF | 912834AD0 | US TREASURY STRIP | | 11/15/1937 | 4.10 \$ | 5,000.00 \$ | 1,542.10 \$ | 1,525.10 | 11/21/2008 |
| 302 DPTF | 912833Z60 | US TREASURY STRIP | | 2/15/1938 | 3.38 \$ | 5,000.00 \$ | 1,900.00 \$ | 1,506.05 | 4/13/2009 |
| 302 DPTF | 912834AE8 | US TREASURY STRIP | | 5/15/1938 | 4.56 \$ | 306,000.00 \$ | 86,531.29 \$ | 91,227.78 | 5/11/2010 |
| 302 DPTF | 912834AE8 | US TREASURY STRIP | | 5/15/1938 | 4.67 \$ | 25,000.00 \$ | 6,861.25 \$ | 7,453.25 | 5/14/2010 |
| 302 DPTF | 912834AE8 | US TREASURY STRIP | | 5/15/1938 | 4.30 \$ | 100,000.00 \$ | 30,580.00 \$ | 29,813.00 | 7/13/2010 |
| 302 DPTF | 912834DV7 | US TREASURY STRIP | | 5/15/1939 | 4.57 \$ | 306,000.00 \$ | 82,568.59 \$ | 86,891.76 | 5/11/2010 |

INVS_MONTHEND_INVENTORY
 VisualQED
 INVENTORY
 SETTLEMENT
 7/29/2011

JOSH MANDEL
 TREASURER, STATE OF OHIO

INVESTMENT INVENTORY
 SETTLED POSITIONS AS OF: 07/29/11

| FUND | CUSIP | DESCRIPTION | RATE | MATURITY | YIELD | PAR AMOUNT | BOOK VALUE | MARKET VALUE | 1ST PUR |
|----------|-----------|---------------------------------|------|------------|-------|-------------------|-------------------|-------------------|------------|
| 302 DPTF | 912834DV7 | US TREASURY STRIP | | 5/15/1939 | 4.69 | \$ 25,000.00 | \$ 6,511.00 | \$ 7,099.00 | 5/14/2010 |
| 302 DPTF | 912834DV7 | US TREASURY STRIP | | 5/15/1939 | 4.32 | \$ 100,000.00 | \$ 29,132.00 | \$ 28,396.00 | 7/13/2010 |
| | | | | | | \$ 267,660,000.00 | \$ 155,122,420.22 | \$ 191,470,180.72 | |
| | | | | | | \$ 852,434,234.31 | \$ 492,366,777.56 | \$ 728,125,423.38 | |
| 400 STAR | 06737JV10 | BARCLAYS US FUNDING LLC | 0.12 | 8/1/2011 | 0.12 | \$ 50,000,000.00 | \$ 49,999,500.00 | \$ 49,999,500.00 | 7/29/2011 |
| 400 STAR | 06737JV10 | BARCLAYS US FUNDING LLC | 0.12 | 8/1/2011 | 0.12 | \$ 43,000,000.00 | \$ 42,999,570.00 | \$ 42,999,570.00 | 7/29/2011 |
| 400 STAR | 90262DV10 | UBS FINANCE (DE) LLC | 0.12 | 8/1/2011 | 0.12 | \$ 50,000,000.00 | \$ 49,999,500.00 | \$ 49,999,500.00 | 7/29/2011 |
| 400 STAR | 90262DV10 | UBS FINANCE (DE) LLC | 0.12 | 8/1/2011 | 0.12 | \$ 31,000,000.00 | \$ 30,999,690.00 | \$ 30,999,690.00 | 7/29/2011 |
| 400 STAR | 2254EBV24 | CREDIT SUISSE NEW YORK | 0.10 | 8/2/2011 | 0.10 | \$ 50,000,000.00 | \$ 49,998,194.44 | \$ 49,998,194.44 | 7/20/2011 |
| 400 STAR | 2254EBV24 | CREDIT SUISSE NEW YORK | 0.10 | 8/2/2011 | 0.10 | \$ 43,000,000.00 | \$ 42,998,447.22 | \$ 42,998,447.22 | 7/20/2011 |
| 400 STAR | 1667T1V32 | CHEVRON CORPORATION | 0.03 | 8/3/2011 | 0.03 | \$ 25,000,000.00 | \$ 24,999,687.50 | \$ 24,999,687.50 | 7/19/2011 |
| 400 STAR | 74977LV53 | RABOBANK USA FINANCIAL CORP | 0.05 | 8/5/2011 | 0.05 | \$ 50,000,000.00 | \$ 49,998,958.33 | \$ 49,998,958.33 | 7/21/2011 |
| 400 STAR | 74977LV53 | RABOBANK USA FINANCIAL CORP | 0.05 | 8/5/2011 | 0.05 | \$ 12,100,000.00 | \$ 12,099,747.92 | \$ 12,099,747.92 | 7/21/2011 |
| 400 STAR | 1667T1V81 | CHEVRON CORPORATION | 0.04 | 8/8/2011 | 0.04 | \$ 50,000,000.00 | \$ 49,999,055.56 | \$ 49,999,055.56 | 7/22/2011 |
| 400 STAR | 1667T1V81 | CHEVRON CORPORATION | 0.04 | 8/8/2011 | 0.04 | \$ 18,000,000.00 | \$ 17,999,660.00 | \$ 17,999,660.00 | 7/22/2011 |
| 400 STAR | 36959SV91 | GENERAL ELECTRIC CAPITAL CORP | 0.09 | 8/9/2011 | 0.09 | \$ 27,000,000.00 | \$ 26,997,232.50 | \$ 26,997,232.50 | 6/29/2011 |
| 400 STAR | 90262DV93 | UBS FINANCE (DE) LLC | 0.15 | 8/9/2011 | 0.15 | \$ 12,000,000.00 | \$ 11,999,450.00 | \$ 11,999,450.00 | 7/29/2011 |
| 400 STAR | 36959SVA8 | GENERAL ELECTRIC CAPITAL SERV | 0.09 | 8/10/2011 | 0.09 | \$ 29,000,000.00 | \$ 28,997,027.50 | \$ 28,997,027.50 | 6/30/2011 |
| 400 STAR | 36959JVF7 | GENERAL ELECTRIC CAPITAL CORP | 0.10 | 8/15/2011 | 0.10 | \$ 37,000,000.00 | \$ 36,995,375.00 | \$ 36,995,375.00 | 7/1/2011 |
| 400 STAR | 4497W1VG8 | ING (US) FUNDING | 0.13 | 8/16/2011 | 0.13 | \$ 50,000,000.00 | \$ 49,996,569.44 | \$ 49,996,569.44 | 7/28/2011 |
| 400 STAR | 4497W1VG8 | ING (US) FUNDING | 0.13 | 8/16/2011 | 0.13 | \$ 43,000,000.00 | \$ 42,997,049.72 | \$ 42,997,049.72 | 7/28/2011 |
| 400 STAR | 4662J1W63 | JP MORGAN CHASE & CO | 0.07 | 9/6/2011 | 0.07 | \$ 48,000,000.00 | \$ 47,994,400.00 | \$ 47,994,400.00 | 7/8/2011 |
| 400 STAR | 4662J1W97 | JP MORGAN CHASE & CO | 0.07 | 9/9/2011 | 0.07 | \$ 25,000,000.00 | \$ 24,997,083.33 | \$ 24,997,083.33 | 7/11/2011 |
| 400 STAR | 4662J1WC0 | JP MORGAN CHASE & CO | 0.07 | 9/12/2011 | 0.07 | \$ 20,000,000.00 | \$ 19,997,666.67 | \$ 19,997,666.67 | 7/14/2011 |
| 400 STAR | 06416KWF3 | BANK OF NOVA SCOTIA | 0.10 | 9/15/2011 | 0.10 | \$ 50,000,000.00 | \$ 49,991,805.56 | \$ 49,991,805.56 | 7/18/2011 |
| 400 STAR | 06416KWF3 | BANK OF NOVA SCOTIA | 0.10 | 9/15/2011 | 0.10 | \$ 43,000,000.00 | \$ 42,992,952.78 | \$ 42,992,952.78 | 7/18/2011 |
| | | | | | | \$ 806,100,000.00 | \$ 806,048,623.47 | \$ 806,048,623.47 | |
| 400 STAR | OPNCP8020 | US BANK - OPEN COMMERCIAL PAPER | 0.12 | | | \$ 93,000,000.00 | \$ 93,000,000.00 | \$ 93,000,000.00 | 7/15/2011 |
| | | | | | | \$ 93,000,000.00 | \$ 93,000,000.00 | \$ 93,000,000.00 | |
| 400 STAR | 31331JZZ9 | FFCB DEBENTURE | 0.31 | 9/1/2011 | 0.31 | \$ 25,000,000.00 | \$ 25,000,000.00 | \$ 25,002,500.00 | 9/1/2010 |
| 400 STAR | 31331KEU0 | FFCB DEBENTURE | 0.23 | 3/23/2012 | 0.23 | \$ 25,000,000.00 | \$ 25,000,000.00 | \$ 24,985,750.00 | 5/2/2011 |
| 400 STAR | 31331KHZ6 | FFCB DEBENTURE | 0.27 | 4/25/2012 | 0.29 | \$ 25,000,000.00 | \$ 24,996,375.00 | \$ 24,989,250.00 | 4/25/2011 |
| | | | | | | \$ 75,000,000.00 | \$ 74,996,375.00 | \$ 74,977,500.00 | |
| 400 STAR | 313312KG4 | FFCB DISCOUNT NOTE | 0.23 | 8/11/2011 | 0.23 | \$ 50,000,000.00 | \$ 49,906,402.78 | \$ 49,999,500.00 | 10/22/2010 |
| 400 STAR | 313312NJ5 | FFCB DISCOUNT NOTE | 0.19 | 10/24/2011 | 0.19 | \$ 25,000,000.00 | \$ 24,973,215.28 | \$ 24,993,000.00 | 4/4/2011 |
| | | | | | | \$ 75,000,000.00 | \$ 74,879,618.06 | \$ 74,992,500.00 | |
| 400 STAR | 313371JB3 | FHLB DEBENTURE | 0.24 | 8/1/2011 | 0.25 | \$ 25,000,000.00 | \$ 24,998,132.50 | \$ 25,000,000.00 | 11/1/2010 |
| 400 STAR | 313372LH5 | FHLB DEBENTURE | 0.19 | 8/11/2011 | 0.21 | \$ 25,000,000.00 | \$ 24,997,357.00 | \$ 25,000,000.00 | 2/11/2011 |
| 400 STAR | 313372WQ3 | FHLB DEBENTURE | 0.17 | 9/16/2011 | 0.20 | \$ 25,000,000.00 | \$ 24,996,337.00 | \$ 24,999,250.00 | 3/16/2011 |
| 400 STAR | 313372WQ3 | FHLB DEBENTURE | 0.17 | 9/16/2011 | 0.17 | \$ 25,000,000.00 | \$ 24,999,500.00 | \$ 24,999,250.00 | 3/22/2011 |
| 400 STAR | 313372SB1 | FHLB DEBENTURE | 0.23 | 10/21/2011 | 0.23 | \$ 25,000,000.00 | \$ 25,000,000.00 | \$ 25,002,250.00 | 2/25/2011 |
| 400 STAR | 313372KA1 | FHLB DEBENTURE | 0.25 | 11/4/2011 | 0.27 | \$ 25,000,000.00 | \$ 24,996,663.25 | \$ 25,003,750.00 | 2/4/2011 |
| 400 STAR | 313373QA3 | FHLB DEBENTURE | 0.13 | 11/9/2011 | 0.14 | \$ 50,000,000.00 | \$ 49,996,700.00 | \$ 49,992,000.00 | 5/9/2011 |
| 400 STAR | 313373RJ3 | FHLB DEBENTURE | 0.12 | 11/10/2011 | 0.14 | \$ 25,000,000.00 | \$ 24,997,000.00 | \$ 24,995,250.00 | 5/10/2011 |
| 400 STAR | 313372S88 | FHLB DEBENTURE | 0.25 | 11/22/2011 | 0.25 | \$ 25,000,000.00 | \$ 25,000,000.00 | \$ 25,004,500.00 | 2/22/2011 |
| 400 STAR | 313371P26 | FHLB DEBENTURE | 0.30 | 11/23/2011 | 0.30 | \$ 25,000,000.00 | \$ 25,000,000.00 | \$ 25,010,750.00 | 11/23/2010 |
| 400 STAR | 3133735V0 | FHLB DEBENTURE | 0.20 | 12/28/2011 | 0.24 | \$ 25,000,000.00 | \$ 24,992,649.50 | \$ 25,001,000.00 | 3/28/2011 |

INVS_MONTHEND_INVENTORY
 VisualQED
 INVENTORY
 SETTLEMENT
 7/29/2011

JOSH MANDEL
 TREASURER, STATE OF OHIO

INVESTMENT INVENTORY
 SETTLED POSITIONS AS OF: 07/29/11

| FUND | CUSIP | DESCRIPTION | RATE | MATURITY | YIELD | PAR AMOUNT | BOOK VALUE | MARKET VALUE | 1ST PUR |
|----------|-----------|--------------------------|------|------------|-------|-------------------|-------------------|-------------------|-----------|
| 400 STAR | 3133732T8 | FHLB DEBENTURE | 0.19 | 1/9/2012 | 0.23 | \$ 25,000,000.00 | \$ 24,991,250.00 | \$ 24,995,750.00 | 3/24/2011 |
| 400 STAR | 313373DS8 | FHLB DEBENTURE | 0.24 | 1/12/2012 | 0.26 | \$ 25,000,000.00 | \$ 24,996,261.00 | \$ 25,000,250.00 | 4/12/2011 |
| 400 STAR | 313373SK9 | FHLB DEBENTURE | 0.15 | 2/23/2012 | 0.17 | \$ 25,000,000.00 | \$ 24,997,250.00 | \$ 24,974,250.00 | 5/20/2011 |
| 400 STAR | 313373ZM7 | FHLB DEBENTURE | 0.22 | 6/6/2012 | 0.23 | \$ 25,000,000.00 | \$ 24,996,581.75 | \$ 24,972,500.00 | 6/6/2011 |
| 400 STAR | 313374HD5 | FHLB DEBENTURE | 0.30 | 7/12/2012 | 0.30 | \$ 25,000,000.00 | \$ 25,000,000.00 | \$ 24,968,250.00 | 7/12/2011 |
| 400 STAR | 313374F70 | FHLB DEBENTURE | 0.33 | 7/16/2012 | 0.33 | \$ 25,000,000.00 | \$ 25,000,000.00 | \$ 24,967,500.00 | 6/29/2011 |
| 400 STAR | 313374GZ7 | FHLB DEBENTURE | 0.35 | 7/20/2012 | 0.35 | \$ 25,000,000.00 | \$ 25,000,000.00 | \$ 24,969,250.00 | 7/5/2011 |
| 400 STAR | 313374L40 | FHLB DEBENTURE | 0.40 | 7/27/2012 | 0.40 | \$ 25,000,000.00 | \$ 25,000,000.00 | \$ 24,963,250.00 | 7/18/2011 |
| 400 STAR | 313374UL2 | FHLB DEBENTURE | 0.42 | 8/10/2012 | 0.42 | \$ 25,500,000.00 | \$ 25,500,000.00 | \$ 25,470,930.00 | 7/28/2011 |
| | | | | | | \$ 525,500,000.00 | \$ 525,455,682.00 | \$ 525,289,930.00 | |
| 400 STAR | 313372L51 | FHLB DEBENTURE (INT@MAT) | 0.19 | 8/25/2011 | 0.19 | \$ 25,000,000.00 | \$ 25,000,000.00 | \$ 25,000,000.00 | 2/25/2011 |
| 400 STAR | 313372S62 | FHLB DEBENTURE (INT@MAT) | 0.23 | 10/21/2011 | 0.23 | \$ 25,000,000.00 | \$ 24,999,675.00 | \$ 25,002,250.00 | 2/22/2011 |
| 400 STAR | 313373SL7 | FHLB DEBENTURE (INT@MAT) | 0.09 | 11/18/2011 | 0.12 | \$ 25,000,000.00 | \$ 24,996,500.00 | \$ 24,992,500.00 | 5/20/2011 |
| 400 STAR | 313373SL7 | FHLB DEBENTURE (INT@MAT) | 0.09 | 11/18/2011 | 0.12 | \$ 25,000,000.00 | \$ 24,996,000.00 | \$ 24,992,500.00 | 5/23/2011 |
| 400 STAR | 3133732C5 | FHLB DEBENTURE (INT@MAT) | 0.19 | 12/16/2011 | 0.21 | \$ 25,000,000.00 | \$ 24,995,500.00 | \$ 25,000,000.00 | 3/16/2011 |
| 400 STAR | 313374TE0 | FHLB DEBENTURE (INT@MAT) | 0.12 | 2/13/2012 | 0.16 | \$ 25,000,000.00 | \$ 24,994,500.00 | \$ 24,973,750.00 | 7/25/2011 |
| | | | | | | \$ 150,000,000.00 | \$ 149,982,175.00 | \$ 149,961,000.00 | |
| 400 STAR | 313384JW0 | FHLB DISCOUNT NOTE | 0.03 | 8/1/2011 | 0.03 | \$ 25,000,000.00 | \$ 24,998,250.00 | \$ 25,000,000.00 | 5/9/2011 |
| 400 STAR | 313384JX8 | FHLB DISCOUNT NOTE | 0.07 | 8/2/2011 | 0.07 | \$ 25,000,000.00 | \$ 24,997,083.33 | \$ 25,000,000.00 | 6/3/2011 |
| 400 STAR | 313384JY6 | FHLB DISCOUNT NOTE | 0.06 | 8/3/2011 | 0.06 | \$ 25,000,000.00 | \$ 24,998,041.67 | \$ 25,000,000.00 | 6/17/2011 |
| 400 STAR | 313384KA6 | FHLB DISCOUNT NOTE | 0.03 | 8/5/2011 | 0.03 | \$ 25,000,000.00 | \$ 24,999,513.89 | \$ 25,000,000.00 | 7/8/2011 |
| 400 STAR | 313384KN8 | FHLB DISCOUNT NOTE | 0.02 | 8/17/2011 | 0.02 | \$ 25,000,000.00 | \$ 24,999,333.33 | \$ 24,999,500.00 | 6/30/2011 |
| 400 STAR | 313384KQ1 | FHLB DISCOUNT NOTE | 0.02 | 8/19/2011 | 0.02 | \$ 50,000,000.00 | \$ 49,998,444.44 | \$ 49,999,000.00 | 6/24/2011 |
| 400 STAR | 313384KV0 | FHLB DISCOUNT NOTE | 0.08 | 8/24/2011 | 0.08 | \$ 25,000,000.00 | \$ 24,995,364.58 | \$ 24,999,250.00 | 5/27/2011 |
| 400 STAR | 313384KV0 | FHLB DISCOUNT NOTE | 0.04 | 8/24/2011 | 0.04 | \$ 50,000,000.00 | \$ 49,996,444.44 | \$ 49,998,500.00 | 6/21/2011 |
| 400 STAR | 313384KV0 | FHLB DISCOUNT NOTE | 0.09 | 8/24/2011 | 0.09 | \$ 25,000,000.00 | \$ 24,998,250.00 | \$ 24,999,250.00 | 7/27/2011 |
| 400 STAR | 313384KX6 | FHLB DISCOUNT NOTE | 0.03 | 8/26/2011 | 0.03 | \$ 25,000,000.00 | \$ 24,998,906.25 | \$ 24,999,250.00 | 6/24/2011 |
| 400 STAR | 313384KX6 | FHLB DISCOUNT NOTE | 0.02 | 8/26/2011 | 0.02 | \$ 50,000,000.00 | \$ 49,998,333.33 | \$ 49,998,500.00 | 6/27/2011 |
| 400 STAR | 313384LB3 | FHLB DISCOUNT NOTE | 0.11 | 8/30/2011 | 0.11 | \$ 25,000,000.00 | \$ 24,997,402.78 | \$ 24,999,250.00 | 7/27/2011 |
| 400 STAR | 313384LC1 | FHLB DISCOUNT NOTE | 0.02 | 8/31/2011 | 0.02 | \$ 50,000,000.00 | \$ 49,998,277.78 | \$ 49,998,500.00 | 6/30/2011 |
| 400 STAR | 313384LE7 | FHLB DISCOUNT NOTE | 0.09 | 9/2/2011 | 0.09 | \$ 25,000,000.00 | \$ 24,994,312.50 | \$ 24,997,500.00 | 6/3/2011 |
| 400 STAR | 313384LM9 | FHLB DISCOUNT NOTE | 0.03 | 9/9/2011 | 0.03 | \$ 25,000,000.00 | \$ 24,998,687.50 | \$ 24,997,000.00 | 7/8/2011 |
| 400 STAR | 313384LM9 | FHLB DISCOUNT NOTE | 0.04 | 9/9/2011 | 0.04 | \$ 35,000,000.00 | \$ 34,997,856.25 | \$ 34,995,800.00 | 7/8/2011 |
| 400 STAR | 313384LZ0 | FHLB DISCOUNT NOTE | 0.07 | 9/21/2011 | 0.07 | \$ 15,000,000.00 | \$ 14,997,535.42 | \$ 14,997,600.00 | 6/22/2011 |
| 400 STAR | 313384MJ5 | FHLB DISCOUNT NOTE | 0.02 | 9/30/2011 | 0.02 | \$ 43,000,000.00 | \$ 42,998,112.78 | \$ 42,992,260.00 | 7/13/2011 |
| 400 STAR | 313384MR7 | FHLB DISCOUNT NOTE | 0.05 | 10/7/2011 | 0.05 | \$ 50,000,000.00 | \$ 49,993,680.56 | \$ 49,989,000.00 | 7/8/2011 |
| 400 STAR | 313384MR7 | FHLB DISCOUNT NOTE | 0.04 | 10/7/2011 | 0.04 | \$ 50,000,000.00 | \$ 49,995,111.11 | \$ 49,989,000.00 | 7/11/2011 |
| 400 STAR | 313384ND7 | FHLB DISCOUNT NOTE | 0.07 | 10/19/2011 | 0.07 | \$ 25,000,000.00 | \$ 24,996,163.19 | \$ 24,993,500.00 | 7/26/2011 |
| | | | | | | \$ 693,000,000.00 | \$ 692,945,105.13 | \$ 692,942,660.00 | |
| 400 STAR | 313396KD4 | FHLMC DISCOUNT NOTE | 0.01 | 8/8/2011 | 0.01 | \$ 13,948,000.00 | \$ 13,947,848.90 | \$ 13,947,860.52 | 6/30/2011 |
| 400 STAR | 313396KE2 | FHLMC DISCOUNT NOTE | 0.14 | 8/9/2011 | 0.15 | \$ 40,000,000.00 | \$ 39,976,961.11 | \$ 39,999,600.00 | 3/17/2011 |
| 400 STAR | 313396KF9 | FHLMC DISCOUNT NOTE | 0.10 | 8/10/2011 | 0.10 | \$ 25,000,000.00 | \$ 24,992,291.67 | \$ 24,999,750.00 | 4/21/2011 |
| 400 STAR | 313396KF9 | FHLMC DISCOUNT NOTE | 0.02 | 8/10/2011 | 0.02 | \$ 32,000,000.00 | \$ 31,999,271.11 | \$ 31,999,680.00 | 6/30/2011 |
| 400 STAR | 313396KM4 | FHLMC DISCOUNT NOTE | 0.20 | 8/16/2011 | 0.20 | \$ 50,000,000.00 | \$ 49,922,222.22 | \$ 49,999,000.00 | 11/9/2010 |
| 400 STAR | 313396KP7 | FHLMC DISCOUNT NOTE | 0.03 | 8/18/2011 | 0.03 | \$ 20,000,000.00 | \$ 19,999,305.56 | \$ 19,999,600.00 | 6/29/2011 |
| 400 STAR | 313396KW2 | FHLMC DISCOUNT NOTE | 0.10 | 8/25/2011 | 0.10 | \$ 25,000,000.00 | \$ 24,991,597.22 | \$ 24,999,250.00 | 4/26/2011 |
| 400 STAR | 313396LA9 | FHLMC DISCOUNT NOTE | 0.09 | 8/29/2011 | 0.09 | \$ 25,000,000.00 | \$ 24,994,805.56 | \$ 24,999,250.00 | 6/2/2011 |
| 400 STAR | 313396LA9 | FHLMC DISCOUNT NOTE | 0.04 | 8/29/2011 | 0.04 | \$ 45,200,000.00 | \$ 45,198,584.89 | \$ 45,198,644.00 | 6/22/2011 |
| 400 STAR | 313396LB7 | FHLMC DISCOUNT NOTE | 0.10 | 8/30/2011 | 0.10 | \$ 25,000,000.00 | \$ 24,991,250.00 | \$ 24,999,250.00 | 4/26/2011 |
| 400 STAR | 313396LK7 | FHLMC DISCOUNT NOTE | 0.05 | 9/7/2011 | 0.05 | \$ 25,000,000.00 | \$ 24,998,506.94 | \$ 24,997,250.00 | 7/26/2011 |

INVS_MONTHEND_INVENTORY
 VisualQED
 INVENTORY
 SETTLEMENT
 7/29/2011

JOSH MANDEL
 TREASURER, STATE OF OHIO

INVESTMENT INVENTORY
 SETTLED POSITIONS AS OF: 07/29/11

| FUND | CUSIP | DESCRIPTION | RATE | MATURITY | YIELD | PAR AMOUNT | BOOK VALUE | MARKET VALUE | 1ST PUR |
|----------|-----------|----------------------------------|------|------------|-------|-------------------|-------------------|-------------------|-----------|
| 400 STAR | 313396LY7 | FHLMC DISCOUNT NOTE | 0.03 | 9/20/2011 | 0.03 | \$ 50,000,000.00 | \$ 49,997,416.67 | \$ 49,992,500.00 | 7/20/2011 |
| 400 STAR | 313396LY7 | FHLMC DISCOUNT NOTE | 0.03 | 9/20/2011 | 0.03 | \$ 35,000,000.00 | \$ 34,998,191.67 | \$ 34,994,750.00 | 7/20/2011 |
| 400 STAR | 313396LY7 | FHLMC DISCOUNT NOTE | 0.03 | 9/20/2011 | 0.03 | \$ 26,000,000.00 | \$ 25,998,678.33 | \$ 25,996,100.00 | 7/21/2011 |
| 400 STAR | 313396LZ4 | FHLMC DISCOUNT NOTE | 0.07 | 9/21/2011 | 0.07 | \$ 13,500,000.00 | \$ 13,497,611.25 | \$ 13,497,840.00 | 6/22/2011 |
| 400 STAR | 313396LZ4 | FHLMC DISCOUNT NOTE | 0.03 | 9/21/2011 | 0.03 | \$ 50,000,000.00 | \$ 49,997,416.67 | \$ 49,992,000.00 | 7/21/2011 |
| 400 STAR | 313396MF7 | FHLMC DISCOUNT NOTE | 0.12 | 9/27/2011 | 0.12 | \$ 25,000,000.00 | \$ 24,987,333.33 | \$ 24,995,750.00 | 4/28/2011 |
| 400 STAR | 313396MQ3 | FHLMC DISCOUNT NOTE | 0.08 | 10/6/2011 | 0.08 | \$ 25,000,000.00 | \$ 24,992,944.44 | \$ 24,994,500.00 | 6/1/2011 |
| 400 STAR | 313396MV2 | FHLMC DISCOUNT NOTE | 0.14 | 10/11/2011 | 0.14 | \$ 22,700,000.00 | \$ 22,683,933.44 | \$ 22,694,552.00 | 4/12/2011 |
| 400 STAR | 313396NJ8 | FHLMC DISCOUNT NOTE | 0.07 | 10/24/2011 | 0.07 | \$ 25,000,000.00 | \$ 24,995,625.00 | \$ 24,993,000.00 | 7/26/2011 |
| 400 STAR | 313396NT6 | FHLMC DISCOUNT NOTE | 0.05 | 11/2/2011 | 0.05 | \$ 25,000,000.00 | \$ 24,995,937.50 | \$ 24,991,500.00 | 7/8/2011 |
| 400 STAR | 313396PZ0 | FHLMC DISCOUNT NOTE | 0.10 | 12/2/2011 | 0.10 | \$ 25,000,000.00 | \$ 24,986,111.11 | \$ 24,988,000.00 | 5/16/2011 |
| 400 STAR | 313396QL0 | FHLMC DISCOUNT NOTE | 0.20 | 12/13/2011 | 0.20 | \$ 25,000,000.00 | \$ 24,961,250.00 | \$ 24,987,000.00 | 3/9/2011 |
| 400 STAR | 313396QS5 | FHLMC DISCOUNT NOTE | 0.14 | 12/19/2011 | 0.14 | \$ 25,000,000.00 | \$ 24,983,031.25 | \$ 24,986,500.00 | 6/21/2011 |
| 400 STAR | 313396QU0 | FHLMC DISCOUNT NOTE | 0.09 | 12/21/2011 | 0.09 | \$ 25,000,000.00 | \$ 24,991,027.78 | \$ 24,986,250.00 | 7/22/2011 |
| 400 STAR | 313396RS4 | FHLMC DISCOUNT NOTE | 0.11 | 1/12/2012 | 0.11 | \$ 25,000,000.00 | \$ 24,981,284.72 | \$ 24,981,750.00 | 5/12/2011 |
| | | | | | | \$ 748,348,000.00 | \$ 748,058,438.34 | \$ 748,211,126.52 | |
| 400 STAR | 313588JW6 | FNMA DISCOUNT NOTE | 0.06 | 8/1/2011 | 0.06 | \$ 25,000,000.00 | \$ 24,998,281.25 | \$ 25,000,000.00 | 6/17/2011 |
| 400 STAR | 313588JY2 | FNMA DISCOUNT NOTE | 0.05 | 8/3/2011 | 0.05 | \$ 25,000,000.00 | \$ 24,996,840.28 | \$ 25,000,000.00 | 5/4/2011 |
| 400 STAR | 313588KD6 | FNMA DISCOUNT NOTE | 0.15 | 8/8/2011 | 0.15 | \$ 25,000,000.00 | \$ 24,985,104.17 | \$ 24,999,750.00 | 3/18/2011 |
| 400 STAR | 313588KF1 | FNMA DISCOUNT NOTE | 0.07 | 8/10/2011 | 0.07 | \$ 25,000,000.00 | \$ 24,996,548.61 | \$ 24,999,750.00 | 5/31/2011 |
| 400 STAR | 313588KN4 | FNMA DISCOUNT NOTE | 0.07 | 8/17/2011 | 0.07 | \$ 22,000,000.00 | \$ 21,997,696.11 | \$ 21,999,560.00 | 6/20/2011 |
| 400 STAR | 313588KT1 | FNMA DISCOUNT NOTE | 0.09 | 8/22/2011 | 0.09 | \$ 25,000,000.00 | \$ 24,998,465.28 | \$ 24,999,500.00 | 7/27/2011 |
| 400 STAR | 313588LD5 | FNMA DISCOUNT NOTE | 0.11 | 9/1/2011 | 0.11 | \$ 25,000,000.00 | \$ 24,989,381.94 | \$ 24,997,500.00 | 4/15/2011 |
| 400 STAR | 313588LJ2 | FNMA DISCOUNT NOTE | 0.06 | 9/6/2011 | 0.06 | \$ 25,000,000.00 | \$ 24,995,083.33 | \$ 24,997,250.00 | 5/11/2011 |
| 400 STAR | 313588LK9 | FNMA DISCOUNT NOTE | 0.06 | 9/7/2011 | 0.06 | \$ 25,000,000.00 | \$ 24,996,833.33 | \$ 24,997,250.00 | 6/23/2011 |
| 400 STAR | 313588LK9 | FNMA DISCOUNT NOTE | 0.02 | 9/7/2011 | 0.02 | \$ 21,373,000.00 | \$ 21,372,563.63 | \$ 21,370,648.97 | 7/20/2011 |
| 400 STAR | 313588LR4 | FNMA DISCOUNT NOTE | 0.10 | 9/13/2011 | 0.10 | \$ 25,000,000.00 | \$ 24,990,486.11 | \$ 24,996,750.00 | 4/29/2011 |
| 400 STAR | 313588LT0 | FNMA DISCOUNT NOTE | 0.04 | 9/15/2011 | 0.04 | \$ 50,000,000.00 | \$ 49,995,611.11 | \$ 49,993,000.00 | 6/28/2011 |
| 400 STAR | 313588LX1 | FNMA DISCOUNT NOTE | 0.04 | 9/19/2011 | 0.04 | \$ 25,000,000.00 | \$ 24,997,694.44 | \$ 24,996,250.00 | 6/28/2011 |
| 400 STAR | 313588MB8 | FNMA DISCOUNT NOTE | 0.06 | 9/23/2011 | 0.06 | \$ 25,000,000.00 | \$ 24,997,666.67 | \$ 24,996,000.00 | 7/29/2011 |
| 400 STAR | 313588ME2 | FNMA DISCOUNT NOTE | 0.13 | 9/26/2011 | 0.13 | \$ 25,000,000.00 | \$ 24,985,645.83 | \$ 24,995,750.00 | 4/20/2011 |
| 400 STAR | 313588ME2 | FNMA DISCOUNT NOTE | 0.03 | 9/26/2011 | 0.03 | \$ 25,000,000.00 | \$ 24,998,583.33 | \$ 24,995,750.00 | 7/20/2011 |
| 400 STAR | 313588MW2 | FNMA DISCOUNT NOTE | 0.15 | 10/12/2011 | 0.15 | \$ 25,000,000.00 | \$ 24,981,875.00 | \$ 24,994,000.00 | 4/15/2011 |
| 400 STAR | 313588MW2 | FNMA DISCOUNT NOTE | 0.14 | 10/12/2011 | 0.14 | \$ 25,000,000.00 | \$ 24,983,083.33 | \$ 24,994,000.00 | 4/21/2011 |
| 400 STAR | 313588ND3 | FNMA DISCOUNT NOTE | 0.05 | 10/19/2011 | 0.05 | \$ 25,000,000.00 | \$ 24,997,218.75 | \$ 24,993,500.00 | 7/22/2011 |
| 400 STAR | 313588NL5 | FNMA DISCOUNT NOTE | 0.06 | 10/26/2011 | 0.06 | \$ 24,000,000.00 | \$ 23,995,160.00 | \$ 23,993,040.00 | 6/27/2011 |
| 400 STAR | 313588PN9 | FNMA DISCOUNT NOTE | 0.15 | 11/21/2011 | 0.15 | \$ 25,000,000.00 | \$ 24,977,604.17 | \$ 24,990,000.00 | 4/20/2011 |
| 400 STAR | 313588PQ2 | FNMA DISCOUNT NOTE | 0.10 | 11/23/2011 | 0.10 | \$ 25,000,000.00 | \$ 24,989,444.44 | \$ 24,989,750.00 | 6/24/2011 |
| 400 STAR | 313588QM0 | FNMA DISCOUNT NOTE | 0.13 | 12/14/2011 | 0.13 | \$ 25,000,000.00 | \$ 24,984,201.39 | \$ 24,986,750.00 | 6/22/2011 |
| 400 STAR | 313588QU2 | FNMA DISCOUNT NOTE | 0.09 | 12/21/2011 | 0.09 | \$ 25,000,000.00 | \$ 24,989,625.00 | \$ 24,986,250.00 | 7/8/2011 |
| 400 STAR | 313588RD9 | FNMA DISCOUNT NOTE | 0.12 | 12/30/2011 | 0.12 | \$ 25,000,000.00 | \$ 24,983,333.33 | \$ 24,985,250.00 | 6/13/2011 |
| 400 STAR | 313588RD9 | FNMA DISCOUNT NOTE | 0.13 | 12/30/2011 | 0.13 | \$ 25,000,000.00 | \$ 24,982,576.39 | \$ 24,985,250.00 | 6/20/2011 |
| 400 STAR | 313588RH0 | FNMA DISCOUNT NOTE | 0.14 | 1/3/2012 | 0.14 | \$ 25,000,000.00 | \$ 24,980,555.56 | \$ 24,982,750.00 | 6/17/2011 |
| 400 STAR | 313588WH4 | FNMA DISCOUNT NOTE | 0.20 | 5/2/2012 | 0.20 | \$ 25,000,000.00 | \$ 24,950,694.44 | \$ 24,963,750.00 | 5/13/2011 |
| | | | | | | \$ 717,373,000.00 | \$ 717,087,857.22 | \$ 717,178,998.97 | |
| 400 STAR | 38141W273 | GOLDMAN SACHS FIN SQ GOVT #465 | 0.01 | | 0.01 | \$ 124,015,707.66 | \$ 124,015,707.66 | \$ 124,015,707.66 | 1/28/2008 |
| 400 STAR | 4812C0670 | JP MORGAN US GOVT MMKT #3164 | 0.01 | | 0.01 | \$ 310,365,525.48 | \$ 310,365,525.48 | \$ 310,365,525.48 | 2/6/2008 |
| | | | | | | \$ 434,381,233.14 | \$ 434,381,233.14 | \$ 434,381,233.14 | |
| 400 STAR | INTCK0028 | INTEREST BEARING CHECKING (STAR) | 1.00 | | | \$ 100,000,000.00 | \$ 100,000,000.00 | \$ 100,000,000.00 | 5/24/2011 |
| | | | | | | \$ 100,000,000.00 | \$ 100,000,000.00 | \$ 100,000,000.00 | |

INVS_MONTHEND_INVENTORY
 VisualQED
 INVENTORY
 SETTLEMENT
 7/29/2011

JOSH MANDEL
TREASURER, STATE OF OHIO

INVESTMENT INVENTORY
 SETTLED POSITIONS AS OF: 07/29/11

| FUND | CUSIP | DESCRIPTION | RATE | MATURITY | YIELD | PAR AMOUNT | BOOK VALUE | MARKET VALUE | 1ST PUR |
|----------|-----------|------------------|------|----------|-------|----------------------|----------------------|----------------------|-----------|
| 400 STAR | 9127953B5 | US TREASURY BILL | 0.04 | 8/4/2011 | 0.04 | \$ 50,000,000.00 | \$ 49,999,444.44 | \$ 49,999,000.00 | 7/25/2011 |
| 400 STAR | 9127953B5 | US TREASURY BILL | 0.25 | 8/4/2011 | 0.25 | \$ 50,000,000.00 | \$ 49,997,916.67 | \$ 49,999,000.00 | 7/29/2011 |
| | | | | | | \$ 100,000,000.00 | \$ 99,997,361.11 | \$ 99,998,000.00 | |
| | | | | | | \$ 4,517,702,233.14 | \$ 4,516,832,468.47 | \$ 4,516,981,572.10 | |
| | | | | | | \$ 12,078,404,409.18 | \$ 11,715,703,047.62 | \$ 11,953,943,820.54 | |