



JOSH MANDEL
STATE TREASURER OF OHIO

Monthly Portfolio Review

June 2011



JOSH MANDEL

STATE TREASURER OF OHIO

Table of Contents

I. Investment Philosophy

II. Economic Outlook and Portfolio Strategy

III. Summary of Portfolios

- **Regular Account**
- **Buckeye Tobacco Funds**
- **Ohio Lottery DPTF Structured Account**
- **STAR Ohio**

VI. Transaction Activity

V. Portfolio Holdings



JOSH MANDEL

STATE TREASURER OF OHIO

Investment Philosophy

A. Investment Objectives

- *Preservation of Principal*
- *Maintenance of Liquidity*
- *Maximize Return*

B. Standard of Prudence

The standard of prudence to be applied to the investment of the State Portfolio shall be the industry standard "Prudent Investor Rule," which states:

"Investments shall be made with the judgment and care, under circumstances then prevailing which persons of prudence, discretion and intelligence exercise in the management of their own affairs, not for speculation, but for investment, considering the probable safety of their capital as well as the probable income to be derived."



JOSH MANDEL

STATE TREASURER OF OHIO

Economic Outlook

• Federal Reserve & Interest Rates

- The fed funds target rate (FTTR) remained flat at 0.00 – 0.25 %. The Fed maintains that economic conditions - including low rates of resource utilization and a subdued outlook for inflation over the medium-term - are likely to warrant exceptionally low levels for the federal funds rate for an extended period.
- The June 21-22 Federal Open Market Committee (FOMC) meeting minutes explaining the FOMC's view indicate that the economy continues to recover at modest pace.
- The \$600B bond-buying program (QE2) ended on June 30th but was expected by the market and caused no major repercussions.
- The FOMC minutes also stated that additional stimulus and/or quantitative easing is possible and that an exit strategy to the accommodative policy has finally been agreed upon by the committee.

• Inflation

Producer Price Index

- The producer price index (PPI) for June fell 0.4% (+0.2% in May), mainly due to falling energy prices. Core PPI rose again by 0.3% (+0.2% in May), and is expected to continue to rise for the foreseeable future as suggested by the ISM Manufacturing price index.

Consumer Price Index

- The Consumer Price Index (CPI) fell 0.2% in June (+0.2% in May) as a result of falling energy prices. Core CPI climbed 0.3% again (0.3% in May) largely driven by shelter/rent inflation which accounts for more than 40% of core CPI.



JOSH MANDEL

STATE TREASURER OF OHIO

Economic Outlook

• Housing

- Across the country, housing starts were up 14.6% to an annual pace of 629,000. This was up 80,000 from a revised May number and much greater than the 575,000 pace expected by economists. Building permits also continued to rise, up 2.5%, compared to an expected decrease of 2.3%.
- Mortgage applications, on average, were flat for the month of June even though mortgage rates continued to decline.
- Ohio home sales for June came in at 10,009 units (9,108 units in May) compared to 12,000 units in June 2010, representing a decrease of 17%. The average sale price was down 2.9% to \$142,235 in June (\$132,337 in May) from \$146,536 in June 2010.

• Labor Market

- U.S. unemployment for June rose to 9.2% from 9.1% in May. While analysts expected an increase ranging from 105,000 to 175,000, only a disappointing 18,000 jobs were added in June.
- Average hourly earnings were flat in June compared to an increase of 0.3% in May. The number of unemployed people in the U.S. increased 545,000 from May to a total of 14.1 million at the end of June.
- Private sector unemployment changed little in June while the public sector continued the downward trend that it has pursued since the second half of 2008.
- The Ohio unemployment rate for June rose to 8.8% from 8.6% in May.
- The number of unemployed workers in Ohio in June rose to 517,000 from 508,000 in May. The number of unemployed has decreased by 78,000 in the past 12 months from 595,000.



JOSH MANDEL

STATE TREASURER OF OHIO

Economic Outlook

• Europe

- The European economic turmoil remains as a key factor in the market.
- While the country of Greece was able to avoid default by passing austerity measures with agreement and assistance from the International Monetary Fund (IMF) and the European Union, the three major rating agencies consider the plan to be equivalent to a default and continue to question the country's propensity to meet its financial obligations.
- Following the relief in Greece, the markets turned to Italy as the next likely target to default.
- Moodys singled out Portugal with a 4-notch downgrade of the country's sovereign debt to a "junk" rating.
- With a new head in place, Christine Lagarde, the IMF is proactively working to be prepared for any further sovereign economic disruptions.

• United States

- The FOMC revised its economic forecasts for inflation and GDP, increasing the projected inflation rate and lowering the GDP growth forecasts.
- Congress continues to disagree on a resolution to the debt ceiling and as the deadline of August 2nd approaches, the rating agencies have the U.S. on negative watch with S&P going as far as announcing that there is a 50% chance that the U.S. will be downgraded in the next 3 months.

• China

- The People's Bank of China is extremely concerned about the stubbornly high inflation (6.4%) that is pressuring the Chinese economy and has been tightening (raising interest rates) accordingly.
- After an extended period of aggressive growth, China is aiming to maintain a "prudent policy" to bring prices back under control while trying to avoid causing big swings in economic growth.
- In the second quarter alone, China's economy grew at a rate of 9.5%, compared to the U.S.'s hopeful growth rate of 2.7% - 2.9%.



JOSH MANDEL

STATE TREASURER OF OHIO

Portfolio Yields & Strategy

• Summary

- Housing took an encouraging turn in the month of June but analysts are hesitant to call the results sustainable.
- The unemployment figures for June continued to disappoint and while the country is not losing jobs, the anemic pace of growth seen in May and June needs to drastically improve in order to lower the unemployment rate.
- While the Fed has moderately increased its forecasts for inflation while lowering its forecasts for economic growth, they remain optimistic, although prepared, for the economy to recover organically without any further quantitative easing.

• Yields

- The economic issues abroad have continued to provoke a "flight-to-quality," holding many investors in U.S. Treasuries, keeping values up and rates down.
- Efforts to tame European sovereign issues combined with the debt ceiling crisis in Washington D.C. have countered one another and acted as a regulator keeping rates in a wide range, albeit, a range that is still very low.
- The concerning economic recovery continues to pressure the Fed to maintain low borrowing rates which is reflected throughout the bond market.

• Strategy

- With the expectation that interest rates will remain low for an extended period, we continue to cautiously balance safety, liquidity, and yield by investing primarily in shorter term securities.
- We continue to seek value to hedge against near term falling rates but continue to employ strategies laddering long term investments in order to be well positioned for a future rise in interest rates.



JOSH MANDEL

STATE TREASURER OF OHIO

Summary of Portfolios

Portfolio	5/31/2011	6/30/2011	6/30/2010
Regular Account - Market Value	\$6,974,789,896.29	\$7,148,548,962.67	\$5,876,558,898.03
Sales and Motor Vehicle Fuel Tax revenues were offset by payments for Debt Service, School Foundations, Higher Education, Medicaid and State Payroll.			
Total Monthly Inflows	\$5,115,642,725.84	\$4,813,755,871.39	\$4,681,359,499.68
Total Monthly Outflows	\$5,056,441,423.07	\$4,710,191,344.59	\$4,613,095,084.99
Realized Income - Month to date	\$2,887,738.08	\$713,381.34	\$2,997,920.27
Realized Income - Fiscal Year to date	\$17,927,347.70	\$18,640,729.04	\$56,653,166.92
Accruals	\$2,627,215.61	\$2,277,343.99	\$1,233,664.59
Buckeye Tobacco (School Facilities) - Market Value	\$464,871,127.77	\$282,456,358.26	\$1,251,278,926.93
Buckeye Tobacco (Board of Regents) - Market Value	\$498,644.90	\$0.00	\$186,478,652.55
Realized Income - Month to date	\$41,457.92	\$599,592.32	\$1,997,298.04
Realized Income - Fiscal Year to date	\$2,960,169.95	\$3,559,762.27	\$60,195,748.97
Ohio Lottery DPTF - Market Value	\$722,654,807.00	\$716,307,310.76	\$756,153,385.59
Securities were purchased to fund three annuity winners; the June liability payment was \$5,742,205.07			
STAR Ohio - Market Value	\$4,359,195,878.79	\$4,387,651,634.26	\$4,718,539,940.13
Shareholder purchases exceeded redemptions during the month.			



JOSH MANDEL

STATE TREASURER OF OHIO

Regular Account Asset Allocation

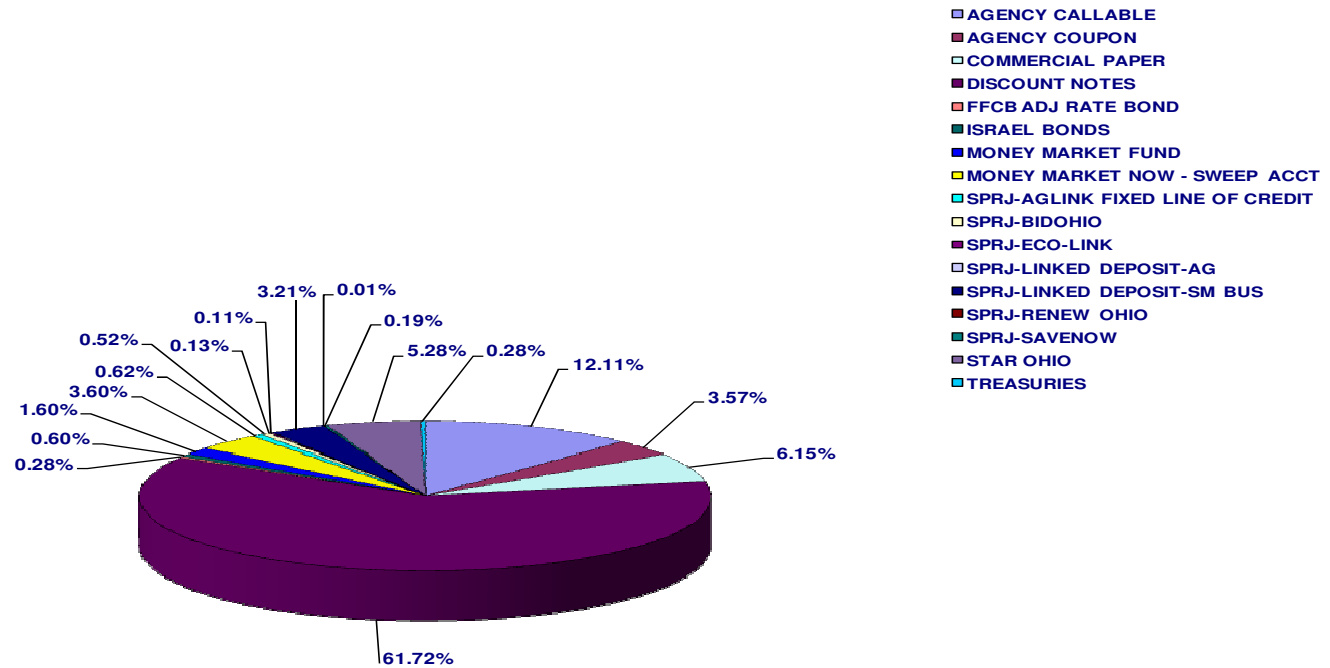
ASSET TYPE	PAR AMOUNT	BOOK VALUE	MKT VALUE	% BOOK	WT YLD	WT DTM
AGENCY CALLABLE	\$ 866,015,000.00	\$ 865,274,877.50	\$ 865,486,869.45	12.11	1.22	1,199.69
AGENCY COUPON	\$ 255,000,000.00	\$ 254,840,424.25	\$ 254,903,350.00	3.57	0.36	370.96
COMMERCIAL PAPER	\$ 440,000,000.00	\$ 439,939,583.33	\$ 439,939,583.33	6.15	0.09	30.07
DISCOUNT NOTES	\$ 4,412,957,000.00	\$ 4,411,967,443.97	\$ 4,412,625,935.59	61.72	0.06	52.70
FFCB ADJ RATE BOND	\$ 20,000,000.00	\$ 20,000,000.00	\$ 20,000,000.00	0.28	0.35	316.00
ISRAEL BONDS	\$ 43,000,000.00	\$ 43,000,000.00	\$ 42,999,070.00	0.60	2.23	1,054.93
MONEY MARKET FUND	\$ 114,406,469.61	\$ 114,406,469.61	\$ 114,406,469.61	1.60	0.18	1.00
MONEY MARKET NOW - SWEEP ACCT	\$ 257,546,124.28	\$ 257,546,124.28	\$ 257,546,124.28	3.60	0.10	1.00
SPRJ-AGLINK FIXED LINE OF CREDIT	\$ 44,502,072.00	\$ 44,502,072.00	\$ 44,502,072.00	0.62	0.03	287.00
SPRJ-BIDOHIO	\$ 37,500,000.00	\$ 37,500,000.00	\$ 37,500,000.00	0.52	0.51	45.76
SPRJ-ECO-LINK	\$ 9,171,102.80	\$ 9,171,102.80	\$ 9,171,102.80	0.13	0.15	488.84
SPRJ-LINKED DEPOSIT-AG	\$ 7,909,162.31	\$ 7,909,162.31	\$ 7,909,162.31	0.11	0.04	287.00
SPRJ-LINKED DEPOSIT-SM BUS	\$ 229,227,231.55	\$ 229,227,231.55	\$ 229,227,231.55	3.21	0.15	401.44
SPRJ-RENEW OHIO	\$ 905,000.00	\$ 905,000.00	\$ 905,000.00	0.01	0.15	598.06
SPRJ-SAVENOW	\$ 13,840,000.00	\$ 13,840,000.00	\$ 13,840,000.00	0.19	0.10	96.16
STAR OHIO	\$ 377,555,791.75	\$ 377,555,791.75	\$ 377,555,791.75	5.28	0.04	1.00
TREASURIES	\$ 20,000,000.00	\$ 20,288,281.25	\$ 20,031,200.00	0.28	1.45	1,797.00
	\$ 7,149,534,954.30	\$ 7,147,873,564.60	\$ 7,148,548,962.67	100.00	0.24	221.39



JOSH MANDEL

STATE TREASURER OF OHIO

Regular Account Asset Allocation





JOSH MANDEL

STATE TREASURER OF OHIO

Buckeye Tobacco Fund (SFC) Asset Allocation

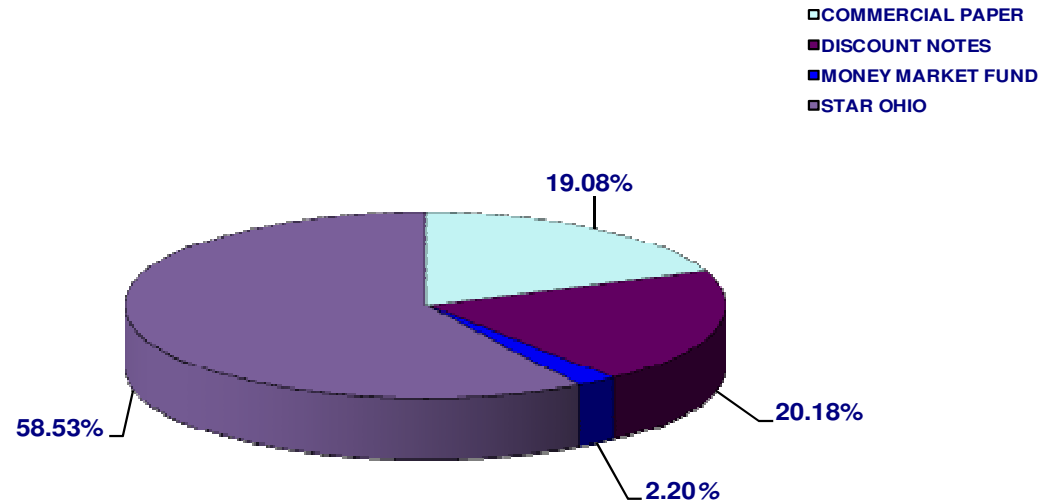
ASSET TYPE	PAR AMOUNT	BOOK VALUE	MKT VALUE	% BOOK	WT YLD	WT DTM
COMMERCIAL PAPER	\$ 53,897,000.00	\$ 53,893,504.52	\$ 53,893,504.52	19.08	0.06	31.80
DISCOUNT NOTES	\$ 57,003,000.00	\$ 57,002,239.96	\$ 57,001,289.91	20.18	0.01	48.00
MONEY MARKET FUND	\$ 6,225,941.43	\$ 6,225,941.43	\$ 6,225,941.43	2.20	0.01	1.00
STAR OHIO	\$ 165,335,622.40	\$ 165,335,622.40	\$ 165,335,622.40	58.53	0.04	1.00
	\$ 282,461,563.83	\$ 282,457,308.31	\$ 282,456,358.26	100.00	0.04	16.36



JOSH MANDEL
STATE TREASURER OF OHIO

Buckeye Tobacco Fund (SFC) Asset Allocation

BTSFA - School Facilities Commission





JOSH MANDEL

STATE TREASURER OF OHIO

Ohio Lottery DPTF Asset Allocation

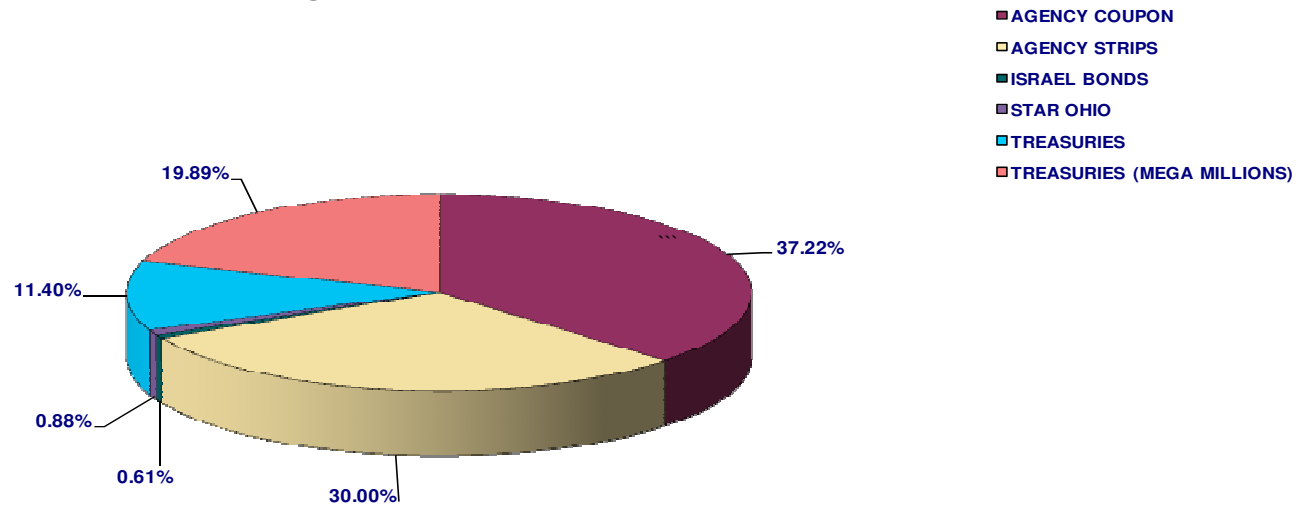
ASSET TYPE	PAR AMOUNT	BOOK VALUE	MKT VALUE	% BOOK	WT YLD	WT DTM
AGENCY COUPON	\$ 195,945,000.00	\$ 184,536,992.40	\$ 211,441,064.30	37.22	4.98	1,327.14
AGENCY STRIPS	\$ 384,862,000.00	\$ 148,740,130.63	\$ 312,251,390.05	30.00	5.77	2,350.19
ISRAEL BONDS	\$ 3,000,000.00	\$ 3,000,000.00	\$ 3,000,000.00	0.61	2.91	306.00
STAR OHIO	\$ 4,385,362.75	\$ 4,385,362.75	\$ 4,385,362.75	0.88	0.04	1.00
TREASURIES	\$ 88,576,000.00	\$ 56,511,663.40	\$ 64,738,836.88	11.40	3.52	3,504.19
TREASURIES (MEGA MILLIONS)	\$ 179,084,000.00	\$ 98,610,756.82	\$ 120,490,656.78	19.89	4.15	4,148.07
	\$ 855,852,362.75	\$ 495,784,906.00	\$ 716,307,310.76	100.00	4.83	2,592.39



JOSH MANDEL

STATE TREASURER OF OHIO

Ohio Lottery DPTF Asset Allocation





JOSH MANDEL

STATE TREASURER OF OHIO

STAR Ohio Asset Allocation

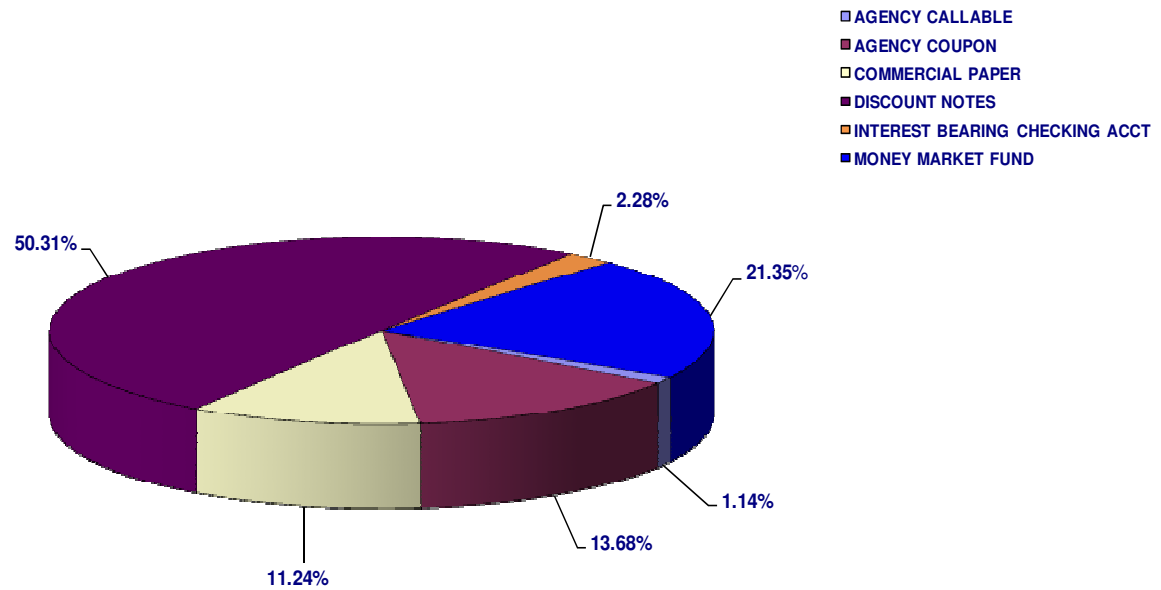
ASSET TYPE	PAR AMOUNT	BOOK VALUE	MKT VALUE	% BOOK	WT YLD	WT DTM
AGENCY CALLABLE	\$ 50,000,000.00	\$ 50,000,000.00	\$ 49,972,750.00	1.14	0.34	349.00
AGENCY COUPON	\$ 600,000,000.00	\$ 599,939,732.00	\$ 600,044,750.00	13.68	0.21	148.25
COMMERCIAL PAPER	\$ 493,294,000.00	\$ 493,244,066.91	\$ 493,244,066.91	11.24	0.10	13.22
DISCOUNT NOTES	\$ 2,208,105,000.00	\$ 2,207,256,892.69	\$ 2,207,875,556.65	50.31	0.08	64.37
INTEREST BEARING CHECKING ACCT	\$ 100,000,000.00	\$ 100,000,000.00	\$ 100,000,000.00	2.28	0.10	1.00
MONEY MARKET FUND	\$ 936,514,510.70	\$ 936,514,510.70	\$ 936,514,510.70	21.35	0.01	1.00
	\$ 4,387,913,510.70	\$ 4,386,955,202.30	\$ 4,387,651,634.26	100.00	0.09	58.36



JOSH MANDEL

STATE TREASURER OF OHIO

STAR Ohio Asset Allocation



PGM: INVS_MONTHEND_TRANSACTIONS
 SOURCE: VisualQED
 MODEL: TRANSACTION
 BASIS: SETTLEMENT
 BEGIN: 6/1/2011
 END: 6/30/2011

JOSH MANDEL
TREASURER, STATE OF OHIO
 INVESTMENT TRANSACTION REPORT
 TRANSACTIONS FOR 06/01/11 TO 06/30/11

INVT#	TXN	FUND	SETTLE	CUSIP	DESCRIPTION	RATE	MATURITY	PUR YIELD	PAR AMOUNT	PRIN/PROC	P/S INTEREST	SETTLE AMT
205894	PUR	301 REG	6/1/2011	31331KMK3	FFCB DEBENTURE	0.64	5/1/2013	0.64	\$ 5,000,000.00	\$ 5,000,000.00		\$ 5,000,000.00
205958	PUR	300 REG	6/1/2011	313396HW6	FHLMC DISCOUNT NOTE	0.06	7/8/2011	0.06	\$ 50,000,000.00	\$ 49,997,173.61		\$ 49,997,173.61
205959	PUR	300 REG	6/1/2011	313396HW6	FHLMC DISCOUNT NOTE	0.06	7/8/2011	0.06	\$ 50,000,000.00	\$ 49,997,173.61		\$ 49,997,173.61
205961	PUR	300 REG	6/1/2011	313396HW6	FHLMC DISCOUNT NOTE	0.06	7/8/2011	0.06	\$ 50,000,000.00	\$ 49,997,173.61		\$ 49,997,173.61
205962	PUR	300 REG	6/1/2011	313396HW6	FHLMC DISCOUNT NOTE	0.06	7/8/2011	0.06	\$ 50,000,000.00	\$ 49,997,173.61		\$ 49,997,173.61
205969	PUR	300 REG	6/1/2011	313588JP1	FNMA DISCOUNT NOTE	0.07	7/25/2011	0.07	\$ 9,570,000.00	\$ 9,569,066.93		\$ 9,569,066.93
205970	PUR	300 REG	6/1/2011	83365STF0	SOCIETE GENERALE NORTH AMERICA	0.13	6/15/2011	0.13	\$ 50,000,000.00	\$ 49,997,472.22		\$ 49,997,472.22
205971	PUR	300 REG	6/1/2011	83365STF0	SOCIETE GENERALE NORTH AMERICA	0.13	6/15/2011	0.13	\$ 10,000,000.00	\$ 9,999,494.44		\$ 9,999,494.44
205963	PUR	303 SPRJ	6/1/2011	LD1106300	U.S. BANK, N.A.	0.15	5/31/2013	0.15	\$ 71,500.00	\$ 71,500.00		\$ 71,500.00
205964	PUR	303 SPRJ	6/1/2011	LD1106318	U.S. BANK, N.A.	0.15	5/31/2013	0.15	\$ 21,963.52	\$ 21,963.52		\$ 21,963.52
205965	PUR	303 SPRJ	6/1/2011	LD1106326	U.S. BANK, N.A.	0.15	5/31/2013	0.15	\$ 47,850.66	\$ 47,850.66		\$ 47,850.66
205966	PUR	303 SPRJ	6/1/2011	LD1106334	U.S. BANK, N.A.	0.15	5/31/2013	0.15	\$ 26,903.13	\$ 26,903.13		\$ 26,903.13
205967	PUR	303 SPRJ	6/1/2011	LD1106342	COMMERCIAL & SAVINGS BANK, MILLE	0.15	5/31/2013	0.15	\$ 100,000.00	\$ 100,000.00		\$ 100,000.00
205968	PUR	303 SPRJ	6/1/2011	LD1106359	CONSUMERS NATIONAL BANK	0.15	5/31/2013	0.15	\$ 54,395.56	\$ 54,395.56		\$ 54,395.56
194983	CNTR	304 REG	6/1/2011	MMKT00177	KEYTOS INVESTMENT MATURITIES	0.20		\$ 9,901,460.60	\$ 9,901,460.60			\$ 9,901,460.60
205979	PUR	300 REG	6/2/2011	0027A1TG4	ABBEY NATIONAL NA, LLC	0.14	6/16/2011	0.14	\$ 50,000,000.00	\$ 49,997,277.78		\$ 49,997,277.78
205980	PUR	300 REG	6/2/2011	0027A1TG4	ABBEY NATIONAL NA, LLC	0.14	6/16/2011	0.14	\$ 10,000,000.00	\$ 9,999,455.56		\$ 9,999,455.56
205995	PUR	300 REG	6/2/2011	313396JL8	FHLMC DISCOUNT NOTE	0.06	7/22/2011	0.06	\$ 50,000,000.00	\$ 49,995,833.33		\$ 49,995,833.33
205987	PUR	300 REG	6/2/2011	313396PV9	FHLMC DISCOUNT NOTE	0.13	11/28/2011	0.13	\$ 39,722,000.00	\$ 39,697,311.67		\$ 39,697,311.67
205990	PUR	300 REG	6/2/2011	313588HW8	FNMA DISCOUNT NOTE	0.05	7/8/2011	0.05	\$ 50,000,000.00	\$ 49,997,500.00		\$ 49,997,500.00
205989	PUR	303 SPRJ	6/2/2011	LD1106367	AMERICAN SAVINGS BANK, FSB	0.15	5/31/2013	0.15	\$ 44,850.00	\$ 44,850.00		\$ 44,850.00
205991	PUR	303 SPRJ	6/2/2011	LD1106375	WESTERN RESERVE BANK	0.15	5/31/2013	0.15	\$ 110,700.00	\$ 110,700.00		\$ 110,700.00
205992	PUR	303 SPRJ	6/2/2011	LD1106383	HUNTINGTON NATIONAL BANK, NA	0.15	5/31/2013	0.15	\$ 277,269.68	\$ 277,269.68		\$ 277,269.68
205993	PUR	303 SPRJ	6/2/2011	LD1106391	WESBANCO BANK, INC	0.15	5/31/2013	0.15	\$ 285,000.00	\$ 285,000.00		\$ 285,000.00
205994	PUR	303 SPRJ	6/2/2011	LD1106409	FIRST FEDERAL BANK OF THE MIDWEST	0.15	5/31/2013	0.15	\$ 50,032.00	\$ 50,032.00		\$ 50,032.00
194983	CNTR	304 REG	6/2/2011	MMKT00177	KEYTOS INVESTMENT MATURITIES	0.20		\$ 54,780,596.13	\$ 54,780,596.13			\$ 54,780,596.13
193190	CNTR	300 REG	6/2/2011	NOWSW3006	NOW ACCOUNT - SWEEP ACT - 300	0.10		\$ 16,017,716.70	\$ 16,017,716.70			\$ 16,017,716.70
206004	PUR	300 REG	6/3/2011	22532CT61	CREDIT AGRICOLE NORTH AMERICA	0.12	6/6/2011	0.12	\$ 50,000,000.00	\$ 49,999,500.00		\$ 49,999,500.00
206010	PUR	295 TOB	6/3/2011	313384HG7	FHBL DISCOUNT NOTE	0.06	6/24/2011	0.06	\$ 3,317,000.00	\$ 3,316,883.90		\$ 3,316,883.90
206008	PUR	300 REG	6/3/2011	313384HG7	FHBL DISCOUNT NOTE	0.06	6/24/2011	0.06	\$ 27,829,000.00	\$ 27,828,025.98		\$ 27,828,025.98
206005	PUR	300 REG	6/3/2011	313384JD2	FHBL DISCOUNT NOTE	0.06	7/15/2011	0.06	\$ 25,000,000.00	\$ 24,998,395.83		\$ 24,998,395.83
206006	PUR	300 REG	6/3/2011	313384KX6	FHBL DISCOUNT NOTE	0.08	8/26/2011	0.08	\$ 25,000,000.00	\$ 24,995,625.00		\$ 24,995,625.00
206007	PUR	300 REG	6/3/2011	313384KX6	FHBL DISCOUNT NOTE	0.08	8/26/2011	0.08	\$ 25,000,000.00	\$ 24,995,625.00		\$ 24,995,625.00
205998	PUR	303 SPRJ	6/3/2011	EC1100956	KEYBANK, NA	0.15	6/3/2013	0.15	\$ 55,220.00	\$ 55,220.00		\$ 55,220.00
205999	PUR	303 SPRJ	6/3/2011	EC1100964	KEYBANK, NA	0.15	6/3/2013	0.15	\$ 47,255.00	\$ 47,255.00		\$ 47,255.00
206000	PUR	303 SPRJ	6/3/2011	EC1100972	KEYBANK, NA	0.15	6/3/2013	0.15	\$ 50,805.00	\$ 50,805.00		\$ 50,805.00
206001	PUR	303 SPRJ	6/3/2011	EC1100980	KEYBANK, NA	0.15	6/3/2013	0.15	\$ 42,785.00	\$ 42,785.00		\$ 42,785.00
206002	PUR	303 SPRJ	6/3/2011	EC1100998	KEYBANK, NA	0.15	6/3/2013	0.15	\$ 156,355.00	\$ 156,355.00		\$ 156,355.00
206015	PUR	303 SPRJ	6/3/2011	LD1106383	HUNTINGTON NATIONAL BANK, NA	0.15	5/31/2013	0.15	\$ 579.62	\$ 579.62		\$ 579.62
206009	PUR	303 SPRJ	6/3/2011	LD1106417	HUNTINGTON NATIONAL BANK, NA	0.15	6/3/2013	0.15	\$ 250,000.00	\$ 250,000.00		\$ 250,000.00
194983	CNTR	304 REG	6/3/2011	MMKT00177	KEYTOS INVESTMENT MATURITIES	0.20		\$ 30,100,625.00	\$ 30,100,625.00			\$ 30,100,625.00
193190	CNTR	300 REG	6/3/2011	NOWSW3006	NOW ACCOUNT - SWEEP ACT - 300	0.10		\$ 50,077,055.53	\$ 50,077,055.53			\$ 50,077,055.53
206026	PUR	300 REG	6/6/2011	0027A1TL3	ABBEY NATIONAL NA, LLC	0.14	6/20/2011	0.14	\$ 50,000,000.00	\$ 49,997,277.78		\$ 49,997,277.78
206027	PUR	300 REG	6/6/2011	0556N1TL7	BNP PARIBAS FINANCE, INC	0.12	6/20/2011	0.12	\$ 50,000,000.00	\$ 49,997,666.67		\$ 49,997,666.67
206028	PUR	300 REG	6/6/2011	0556N1TL7	BNP PARIBAS FINANCE, INC	0.12	6/20/2011	0.12	\$ 10,000,000.00	\$ 9,999,533.33		\$ 9,999,533.33
206048	PUR	300 REG	6/6/2011	22532CT79	CREDIT AGRICOLE NORTH AMERICA	0.10	6/7/2011	0.10	\$ 50,000,000.00	\$ 49,999,861.11		\$ 49,999,861.11
205846	PUR	300 REG	6/6/2011	313373ZM7	FHBL DEBENTURE	0.22	6/6/2012	0.23	\$ 25,000,000.00	\$ 24,996,581.75		\$ 24,996,581.75
206044	PUR	300 REG	6/6/2011	313396KG7	FHLMC DISCOUNT NOTE	0.07	8/11/2011	0.07	\$ 50,000,000.00	\$ 49,993,583.33		\$ 49,993,583.33
206033	PUR	300 REG	6/6/2011	313588HZ1	FNMA DISCOUNT NOTE	0.06	7/11/2011	0.06	\$ 30,004,000.00	\$ 30,002,249.77		\$ 30,002,249.77
206032	PUR	300 REG	6/6/2011	4662J1V56	JP MORGAN CHASE & CO	0.10	8/5/2011	0.10	\$ 50,000,000.00	\$ 49,991,666.67		\$ 49,991,666.67
206025	PUR	303 SPRJ	6/6/2011	EC1101004	U.S. BANK, N.A.	0.15	6/6/2013	0.15	\$ 65,000.00	\$ 65,000.00		\$ 65,000.00
206029	PUR	303 SPRJ	6/6/2011	EC1101012	U.S. BANK, N.A.	0.15	6/6/2013	0.15	\$ 16,350.00	\$ 16,350.00		\$ 16,350.00
206030	PUR	303 SPRJ	6/6/2011	EC1101020	U.S. BANK, N.A.	0.15	6/6/2013	0.15	\$ 35,000.00	\$ 35,000.00		\$ 35,000.00
206031	PUR	303 SPRJ	6/6/2011	EC1101038	U.S. BANK, N.A.	0.15	6/6/2013	0.15	\$ 125,000.00	\$ 125,000.00		\$ 125,000.00
206045	PUR	303 SPRJ	6/6/2011	LD1106425	AMERICAN SAVINGS BANK, FSB	0.15	6/6/2013	0.15	\$ 134,491.00	\$ 134,491.00		\$ 134,491.00
206047	PUR	303 SPRJ	6/6/2011	LD1106441	AMERICAN SAVINGS BANK, FSB	0.15	6/6/2013	0.15	\$ 116,427.00	\$ 116,427.00		\$ 116,427.00
206046	PUR	303 SPRJ	6/6/2011	LD1106466	AMERICAN SAVINGS BANK, FSB	0.15	6/6/2013	0.15	\$ 356,019.00	\$ 356,019.00		\$ 356,019.00
206082	PUR	300 REG	6/7/2011	06737JT88	BARCLAYS US FUNDING LLC	0.10	6/8/2011	0.10	\$ 50,000,000.00	\$ 49,999,861.11		\$ 49,999,861.11
206080	PUR	300 REG	6/7/2011	22532CT87	CREDIT AGRICOLE NORTH AMERICA	0.11	6/8/2011	0.11	\$ 50,000,000.00	\$ 49,999,847.22		\$ 49,999,847.22
206081	PUR	300 REG	6/7/2011	22532CT87	CREDIT AGRICOLE NORTH AMERICA	0.11	6/8/2011	0.11	\$ 50,000,000.00	\$ 49,999,847.22		\$ 49,999,847.22
205858	PUR	301 REG	6/7/2011	3134G2JJ2	FHLMC DEBENTURE	0.78	6/7/2013	0.78	\$ 5,000,000.00	\$ 5,000,000.00		\$ 5,000,000.00
206054	PUR	301 REG	6/7/2011	31398A6E7	FNMA DEBENTURE	1.50	11/23/2015	1.65	\$ 15,000,000.00	\$ 14,903,550.00	\$ 8,750.00	\$ 14,912,300.00
206079	PUR	300 REG	6/7/2011	4611K1TM7	INTESA FUNDING, LLC	0.17	6/21/2011	0.17	\$ 50,000,000.00	\$ 49,996,694.44		\$ 49,996,694.44
206058	PUR	303 SPRJ	6/7/2011	LD1106433	CORTLAND SAVINGS & BANKING CO	0.15	6/7/2013	0.15	\$ 143,780.64	\$ 143,780.64		\$ 143,780.64
206057	PUR	303 SPRJ	6/7/2011	LD1106458	CORTLAND SAVINGS & BANKING CO	0.15	6/7/2013	0.15	\$ 91,117.41	\$ 91,117.41		\$ 91,117.41
206059	PUR	303 SPRJ	6/7/2011	LD1106474	FARMERS & MERCHANTS STATE BANK	0.15	6/7/2013	0.15	\$ 108,112.21	\$ 108,112.21		\$ 108,112.21
193190	CNTR	300 REG	6/7/2011	NOWSW3006	NOW ACCOUNT - SWEEP ACT - 300	0.10		\$ 5,765,253.02	\$ 5,765,253.02			\$ 5,765,253.02
206099	PUR	300 REG	6/8/2011	0556N1TN3	BNP PARIBAS FINANCE, INC	0.12	6/22/2011	0.12	\$ 50,000,000.00	\$ 49,997,666.67		\$ 49,997,666.67
206104	PUR	300 REG	6/8/2011	22532CT95	CREDIT AGRICOLE NORTH AMERICA	0.10	6/9/2011	0.10	\$ 50,000,000.00	\$ 49,999,861.11		\$ 49,999,861.11
206105	PUR	300 REG	6/8/2011	22532CT95	CREDIT AGRICOLE NORTH AMERICA	0.10	6/9/2011	0.10	\$ 50,000,000.00	\$ 49,999,861.11		\$ 49,999,861.11
206071	PUR	301 REG	6/8/2011	313371PE0	FHBL DEBENTURE	0.80	11/18/2013	0.80	\$ 5,000,000.00	\$ 5,000,000.00	\$ 2,222.22	\$ 5,002,222.22
206061	PUR	301 REG	6/8/2011	313371SH0	FHBL DEBENTURE	1.45	3/2/2015	1.49	\$ 5,300,000.00	\$ 5,292,315.00	\$ 20,493.33	\$ 5,312,808.33

PGM: INVS_MONTHEND_TRANSACTIONS
 SOURCE: VisualQED
 MODEL: TRANSACTION
 BASIS: SETTLEMENT
 BEGIN: 6/1/2011
 END: 6/30/2011

JOSH MANDEL
TREASURER, STATE OF OHIO
 INVESTMENT TRANSACTION REPORT
 TRANSACTIONS FOR 06/01/11 TO 06/30/11

INVST#	TXN	FUND	SETTLE	CUSIP	DESCRIPTION	RATE	MATURITY	PUR YIELD	PAR AMOUNT	PRIN/PROC	P/S INTEREST	SETTLE AMT
205673	PUR	301 REG	6/8/2011	313373TW2	FHLB DEBENTURE	2.00	6/8/2015	2.00	\$ 12,000,000.00	\$ 12,000,000.00		\$ 12,000,000.00
206100	PUR	300 REG	6/8/2011	313384HU6	FHLB DISCOUNT NOTE	0.05	7/6/2011	0.05	\$ 50,000,000.00	\$ 49,998,250.00		\$ 49,998,250.00
206076	PUR	300 REG	6/8/2011	313384KN8	FHLB DISCOUNT NOTE	0.08	8/17/2011	0.08	\$ 28,006,000.00	\$ 28,001,915.79		\$ 28,001,915.79
206077	PUR	300 REG	6/8/2011	313384KN8	FHLB DISCOUNT NOTE	0.08	8/17/2011	0.08	\$ 21,787,000.00	\$ 21,783,822.73		\$ 21,783,822.73
206060	PUR	304 REG	6/8/2011	912828QP8	US TREASURY NOTE	1.75	5/31/2016	1.62	\$ 10,000,000.00	\$ 10,064,062.50	\$ 3,825.14	\$ 10,067,887.64
206062	PUR	304 REG	6/8/2011	912828QP8	US TREASURY NOTE	1.75	5/31/2016	1.62	\$ 5,000,000.00	\$ 5,030,468.75	\$ 1,912.57	\$ 5,032,381.32
206078	PUR	304 REG	6/8/2011	912828QP8	US TREASURY NOTE	1.75	5/31/2016	1.63	\$ 5,000,000.00	\$ 5,028,125.00	\$ 1,912.57	\$ 5,030,037.57
206092	PUR	303 SPRJ	6/8/2011	LD1106482	HEARTLAND BANK	0.15	6/7/2013	0.15	\$ 222,982.83	\$ 222,982.83		\$ 222,982.83
206095	PUR	303 SPRJ	6/8/2011	LD1106490	CROGHAN COLONIAL BANK	0.15	6/7/2013	0.15	\$ 166,315.77	\$ 166,315.77		\$ 166,315.77
206097	PUR	303 SPRJ	6/8/2011	LD1106508	FARMERS NATIONAL BANK, CANFIELD	0.15	6/7/2013	0.15	\$ 260,276.83	\$ 260,276.83		\$ 260,276.83
206098	PUR	303 SPRJ	6/8/2011	LD1106516	AMERICAN SAVINGS BANK, FSB	0.15	6/7/2013	0.15	\$ 250,000.00	\$ 250,000.00		\$ 250,000.00
193190	CNTR	300 REG	6/8/2011	NOWSW3006	NOW ACCOUNT - SWEEP ACT - 300			0.10	\$ 26,160,619.14	\$ 26,160,619.14		\$ 26,160,619.14
206130	PUR	300 REG	6/9/2011	1667T1U82	CHEVRON CORPORATION	0.06	7/8/2011	0.06	\$ 50,000,000.00	\$ 49,997,583.33		\$ 49,997,583.33
206131	PUR	300 REG	6/9/2011	22532CTA2	CREDIT AGRICOLE NORTH AMERICA	0.10	6/10/2011	0.10	\$ 50,000,000.00	\$ 49,999,861.11		\$ 49,999,861.11
206132	PUR	300 REG	6/9/2011	22532CTA2	CREDIT AGRICOLE NORTH AMERICA	0.10	6/10/2011	0.10	\$ 50,000,000.00	\$ 49,999,861.11		\$ 49,999,861.11
206109	PUR	301 REG	6/9/2011	31331KNF3	FFCB DEBENTURE	1.69	6/9/2015	1.70	\$ 10,000,000.00	\$ 9,997,500.00		\$ 9,997,500.00
206151	PUR	300 REG	6/9/2011	313384PK9	FHLB DISCOUNT NOTE	0.11	11/18/2011	0.11	\$ 33,898,000.00	\$ 33,881,220.49		\$ 33,881,220.49
206154	PUR	300 REG	6/9/2011	313384PZ6	FHLB DISCOUNT NOTE	0.13	12/2/2011	0.13	\$ 49,825,000.00	\$ 49,794,551.39		\$ 49,794,551.39
206101	PUR	300 REG	6/9/2011	313396QC0	FHLMC DISCOUNT NOTE	0.13	12/5/2011	0.13	\$ 25,028,000.00	\$ 25,011,822.18		\$ 25,011,822.18
205677	PUR	301 REG	6/9/2011	3134G2JM5	FHLMC MULTI STEP COUPON BOND	1.00	12/9/2015	1.00	\$ 15,000,000.00	\$ 15,000,000.00		\$ 15,000,000.00
206102	PUR	300 REG	6/9/2011	313588PK5	FNMA DISCOUNT NOTE	0.11	11/18/2011	0.11	\$ 25,000,000.00	\$ 24,987,625.00		\$ 24,987,625.00
206146	PUR	300 REG	6/9/2011	36959JV83	GENERAL ELECTRIC CAPITAL CORP	0.13	8/8/2011	0.13	\$ 50,000,000.00	\$ 49,989,166.67		\$ 49,989,166.67
206141	PUR	303 SPRJ	6/9/2011	LD1106524	PARK NATIONAL BANK	0.15	6/7/2013	0.15	\$ 45,119.72	\$ 45,119.72		\$ 45,119.72
206143	PUR	303 SPRJ	6/9/2011	LD1106532	WESTFIELD BANK, FSB	0.15	6/7/2013	0.15	\$ 102,364.42	\$ 102,364.42		\$ 102,364.42
206169	PUR	295 TOB	6/10/2011	22532CTQ7	CREDIT AGRICOLE NORTH AMERICA	0.14	6/24/2011	0.14	\$ 19,000,000.00	\$ 18,998,965.56		\$ 18,998,965.56
206152	PUR	301 REG	6/10/2011	313371RE8	FHLB DEBENTURE	1.75	3/3/2016	1.80	\$ 5,000,000.00	\$ 4,989,000.00	\$ 23,576.39	\$ 5,012,576.39
206172	PUR	295 TOB	6/10/2011	313384GV5	FHLB DISCOUNT NOTE	0.02	6/13/2011	0.02	\$ 43,507,000.00	\$ 43,506,927.49		\$ 43,506,927.49
206157	PUR	300 REG	6/10/2011	313384HW2	FHLB DISCOUNT NOTE	0.04	7/8/2011	0.04	\$ 50,000,000.00	\$ 49,998,444.44		\$ 49,998,444.44
206158	PUR	300 REG	6/10/2011	313384HW2	FHLB DISCOUNT NOTE	0.04	7/8/2011	0.04	\$ 50,000,000.00	\$ 49,998,444.44		\$ 49,998,444.44
206159	PUR	300 REG	6/10/2011	313384HW2	FHLB DISCOUNT NOTE	0.04	7/8/2011	0.04	\$ 50,000,000.00	\$ 49,998,444.44		\$ 49,998,444.44
206173	PUR	300 REG	6/10/2011	313384JT7	FHLB DISCOUNT NOTE	0.05	7/29/2011	0.05	\$ 25,000,000.00	\$ 24,998,298.61		\$ 24,998,298.61
206147	PUR	300 REG	6/10/2011	313588PH2	FNMA DISCOUNT NOTE	0.12	11/16/2011	0.12	\$ 20,292,000.00	\$ 20,281,693.35		\$ 20,281,693.35
206171	PUR	300 REG	6/10/2011	4611K1TD7	INTESA FUNDING, LLC	0.10	6/13/2011	0.10	\$ 50,000,000.00	\$ 49,999,583.33		\$ 49,999,583.33
206170	PUR	295 TOB	6/10/2011	4611K1TQ8	INTESA FUNDING, LLC	0.17	6/24/2011	0.17	\$ 19,000,000.00	\$ 18,998,743.89		\$ 18,998,743.89
206148	PUR	304 REG	6/10/2011	912828QP8	US TREASURY NOTE	1.75	5/31/2016	1.55	\$ 5,000,000.00	\$ 5,048,437.50	\$ 2,390.71	\$ 5,050,828.21
206149	PUR	304 REG	6/10/2011	912828QP8	US TREASURY NOTE	1.75	5/31/2016	1.55	\$ 10,000,000.00	\$ 10,096,875.00	\$ 4,781.42	\$ 10,101,656.42
206150	PUR	304 REG	6/10/2011	912828QP8	US TREASURY NOTE	1.75	5/31/2016	1.55	\$ 10,000,000.00	\$ 10,096,875.00	\$ 4,781.42	\$ 10,101,656.42
206156	PUR	304 REG	6/10/2011	912828QP8	US TREASURY NOTE	1.75	5/31/2016	1.58	\$ 10,000,000.00	\$ 10,078,906.25	\$ 4,781.42	\$ 10,083,687.67
193190	CNTR	300 REG	6/10/2011	NOWSW3006	NOW ACCOUNT - SWEEP ACT - 300			0.10	\$ 78,388,899.80	\$ 78,388,899.80		\$ 78,388,899.80
206188	PUR	295 TOB	6/13/2011	06416KTQ3	BANK OF NOVA SCOTIA	0.07	6/24/2011	0.07	\$ 5,035,000.00	\$ 5,034,892.31		\$ 5,034,892.31
206189	PUR	300 REG	6/13/2011	06737JTE5	BARCLAYS US FUNDING LLC	0.10	6/14/2011	0.10	\$ 50,000,000.00	\$ 49,999,861.11		\$ 49,999,861.11
206190	PUR	300 REG	6/13/2011	06737JTE5	BARCLAYS US FUNDING LLC	0.10	6/14/2011	0.10	\$ 50,000,000.00	\$ 49,999,861.11		\$ 49,999,861.11
206191	PUR	300 REG	6/13/2011	06737JTE5	BARCLAYS US FUNDING LLC	0.10	6/14/2011	0.10	\$ 10,000,000.00	\$ 9,999,972.22		\$ 9,999,972.22
206186	PUR	295 TOB	6/13/2011	06737JTQ8	BARCLAYS US FUNDING LLC	0.08	6/24/2011	0.08	\$ 19,000,000.00	\$ 18,999,535.56		\$ 18,999,535.56
206053	PUR	301 REG	6/13/2011	31331KNJ5	FFCB DEBENTURE	2.14	6/13/2016	2.14	\$ 7,715,000.00	\$ 7,715,000.00		\$ 7,715,000.00
206192	PUR	300 REG	6/13/2011	313384JS9	FHLB DISCOUNT NOTE	0.02	7/28/2011	0.02	\$ 50,000,000.00	\$ 49,998,750.00		\$ 49,998,750.00
206195	PUR	300 REG	6/13/2011	313384JS9	FHLB DISCOUNT NOTE	0.02	7/28/2011	0.02	\$ 50,000,000.00	\$ 49,998,750.00		\$ 49,998,750.00
206197	PUR	300 REG	6/13/2011	313396JR5	FHLMC DISCOUNT NOTE	0.04	7/27/2011	0.04	\$ 12,257,000.00	\$ 12,256,400.77		\$ 12,256,400.77
206193	PUR	300 REG	6/13/2011	4611K1TG0	INTESA FUNDING, LLC	0.10	6/16/2011	0.10	\$ 50,000,000.00	\$ 49,999,583.33		\$ 49,999,583.33
206194	PUR	300 REG	6/13/2011	4611K1TG0	INTESA FUNDING, LLC	0.10	6/16/2011	0.10	\$ 10,000,000.00	\$ 9,999,916.67		\$ 9,999,916.67
206185	PUR	295 TOB	6/13/2011	83365STQ6	SOCIETE GENERALE NORTH AMERICA	0.12	6/24/2011	0.12	\$ 19,000,000.00	\$ 18,999,303.33		\$ 18,999,303.33
206111	PUR	302 DPTF	6/13/2011	912833JY7	US TREASURY STRIP		5/15/2012	0.10	\$ 100,000.00	\$ 99,904.00		\$ 99,904.00
206112	PUR	302 DPTF	6/13/2011	912833KA7	US TREASURY STRIP		5/15/2013	0.28	\$ 100,000.00	\$ 99,470.00		\$ 99,470.00
206113	PUR	302 DPTF	6/13/2011	912833KC3	US TREASURY STRIP		5/15/2014	0.68	\$ 100,000.00	\$ 98,035.00		\$ 98,035.00
206114	PUR	302 DPTF	6/13/2011	912833KE9	US TREASURY STRIP		5/15/2015	1.11	\$ 100,000.00	\$ 95,741.00		\$ 95,741.00
206115	PUR	302 DPTF	6/13/2011	912833KH2	US TREASURY STRIP		5/15/2016	1.59	\$ 100,000.00	\$ 92,518.00		\$ 92,518.00
206116	PUR	302 DPTF	6/13/2011	912833KM1	US TREASURY STRIP		5/15/2017	2.01	\$ 100,000.00	\$ 88,818.00		\$ 88,818.00
206117	PUR	302 DPTF	6/13/2011	912833KR0	US TREASURY STRIP		5/15/2018	2.35	\$ 100,000.00	\$ 85,066.00		\$ 85,066.00
206118	PUR	302 DPTF	6/13/2011	912833KV1	US TREASURY STRIP		5/15/2019	2.67	\$ 100,000.00	\$ 81,053.00		\$ 81,053.00
206119	PUR	302 DPTF	6/13/2011	912833KZ2	US TREASURY STRIP		5/15/2020	3.00	\$ 100,000.00	\$ 76,671.00		\$ 76,671.00
206120	PUR	302 DPTF	6/13/2011	912833LD0	US TREASURY STRIP		5/15/2021	3.20	\$ 100,000.00	\$ 72,981.00		\$ 72,981.00
206121	PUR	302 DPTF	6/13/2011	912833LH1	US TREASURY STRIP		5/15/2022	3.45	\$ 100,000.00	\$ 68,827.00		\$ 68,827.00
206122	PUR	302 DPTF	6/13/2011	912833LN8	US TREASURY STRIP		5/15/2023	3.65	\$ 100,000.00	\$ 64,973.00		\$ 64,973.00
206123	PUR	302 DPTF	6/13/2011	912833LR9	US TREASURY STRIP		5/15/2024	3.80	\$ 100,000.00	\$ 61,484.00		\$ 61,484.00
206124	PUR	302 DPTF	6/13/2011	912833LV0	US TREASURY STRIP		5/15/2025	3.95	\$ 100,000.00	\$ 58,012.00		\$ 58,012.00
206125	PUR	302 DPTF	6/13/2011	912833LZ1	US TREASURY STRIP		5/15/2026	4.08	\$ 100,000.00	\$ 54,735.00		\$ 54,735.00
206126	PUR	302 DPTF	6/13/2011	912833PD6	US TREASURY STRIP		5/15/2027	4.15	\$ 100,000.00	\$ 51,998.00		\$ 51,998.00
206127	PUR	302 DPTF	6/13/2011	912833WQ9	US TREASURY STRIP		5/15/2028	4.20	\$ 100,000.00	\$ 49,493.00		\$ 49,493.00
206128	PUR	302 DPTF	6/13/2011	912833XS4	US TREASURY STRIP		5/15/2029	4.28	\$ 100,000.00	\$ 46,816.00		\$ 46,816.00
206129	PUR	302 DPTF	6/13/2011	912833XU9	US TREASURY STRIP		5/15/1930					

PGM: INVS_MONTHEND_TRANSACTIONS
 SOURCE: VisualQED
 MODEL: TRANSACTION
 BASIS: SETTLEMENT
 BEGIN: 6/1/2011
 END: 6/30/2011

JOSH MANDEL
TREASURER, STATE OF OHIO
 INVESTMENT TRANSACTION REPORT
 TRANSACTIONS FOR 06/01/11 TO 06/30/11

INVT#	TXN	FUND	SETTLE	CUSIP	DESCRIPTION	RATE	MATURITY	PUR YIELD	PAR AMOUNT	PRIN/PROC	P/S INTEREST	SETTLE AMT
206203	PUR	300 REG	6/14/2011	06737JTF2	BARCLAYS US FUNDING LLC	0.10	6/15/2011	0.10	\$ 10,000,000.00	\$ 9,999,972.22		\$ 9,999,972.22
206204	PUR	300 REG	6/14/2011	06737JTF2	BARCLAYS US FUNDING LLC	0.10	6/15/2011	0.10	\$ 50,000,000.00	\$ 49,999,861.11		\$ 49,999,861.11
206206	PUR	300 REG	6/14/2011	06737JTF2	BARCLAYS US FUNDING LLC	0.10	6/15/2011	0.10	\$ 50,000,000.00	\$ 49,999,861.11		\$ 49,999,861.11
206208	PUR	300 REG	6/14/2011	313312YB0	FFCB DISCOUNT NOTE	0.21	6/13/2012	0.21	\$ 15,000,000.00	\$ 14,968,062.50		\$ 14,968,062.50
206199	PUR	301 REG	6/14/2011	31331KMV9	FFCB DEBENTURE	1.00	3/7/2014	1.00	\$ 5,000,000.00	\$ 4,999,500.00	\$ 972.22	\$ 5,000,472.22
206196	PUR	300 REG	6/14/2011	313384JL4	FHBL DISCOUNT NOTE	0.04	7/22/2011	0.04	\$ 50,000,000.00	\$ 49,997,888.89		\$ 49,997,888.89
206198	PUR	304 REG	6/14/2011	912828QP8	US TREASURY NOTE	1.75	5/31/2016	1.61	\$ 10,000,000.00	\$ 10,067,187.50	\$ 6,693.99	\$ 10,073,881.49
206221	PUR	303 SPRJ	6/14/2011	EC1101046	U.S. BANK, N.A.	0.15	6/14/2013	0.15	\$ 30,250.00	\$ 30,250.00		\$ 30,250.00
206202	PUR	303 SPRJ	6/14/2011	LD1106540	U.S. BANK, N.A.	0.15	6/14/2013	0.15	\$ 329,622.30	\$ 329,622.30		\$ 329,622.30
206205	PUR	303 SPRJ	6/14/2011	LD1106557	U.S. BANK, N.A.	0.15	6/14/2013	0.15	\$ 18,791.82	\$ 18,791.82		\$ 18,791.82
206241	PUR	300 REG	6/15/2011	22532CTG9	CREDIT AGRICOLE NORTH AMERICA	0.13	6/16/2011	0.13	\$ 50,000,000.00	\$ 49,999,819.44		\$ 49,999,819.44
206242	PUR	300 REG	6/15/2011	22532CTG9	CREDIT AGRICOLE NORTH AMERICA	0.13	6/16/2011	0.13	\$ 50,000,000.00	\$ 49,999,819.44		\$ 49,999,819.44
206243	PUR	300 REG	6/15/2011	22532CTG9	CREDIT AGRICOLE NORTH AMERICA	0.13	6/16/2011	0.13	\$ 10,000,000.00	\$ 9,999,963.89		\$ 9,999,963.89
206227	PUR	301 REG	6/15/2011	31331KNE6	FFCB DEBENTURE	0.48	3/13/2013	0.52	\$ 5,000,000.00	\$ 4,996,250.00	\$ 133.33	\$ 4,996,383.33
206110	PUR	301 REG	6/15/2011	31331KNZ9	FFCB DEBENTURE	2.04	6/15/2016	2.04	\$ 10,000,000.00	\$ 9,998,000.00		\$ 9,998,000.00
206226	PUR	301 REG	6/15/2011	313371G26	FHBL DEBENTURE	1.25	11/3/2014	1.29	\$ 6,975,000.00	\$ 6,966,630.00	\$ 10,171.88	\$ 6,976,801.88
205709	PUR	301 REG	6/15/2011	313373XX5	FHBL MULTI STEP COUPON BOND	0.75	12/15/2015	0.75	\$ 15,000,000.00	\$ 15,000,000.00		\$ 15,000,000.00
205859	PUR	301 REG	6/15/2011	3133742D1	FHBL MULTI STEP COUPON BOND	1.25	12/15/2015	1.25	\$ 9,000,000.00	\$ 8,991,000.00		\$ 8,991,000.00
205988	PUR	301 REG	6/15/2011	3133744Y3	FHBL MULTI STEP COUPON BOND	0.50	6/15/2015	0.50	\$ 10,000,000.00	\$ 10,000,000.00		\$ 10,000,000.00
206216	PUR	300 REG	6/15/2011	313384JA8	FHBL DISCOUNT NOTE	0.03	7/12/2011	0.03	\$ 20,000,000.00	\$ 19,999,550.00		\$ 19,999,550.00
206245	PUR	300 REG	6/15/2011	313396NR0	FHLMC DISCOUNT NOTE	0.10	10/31/2011	0.10	\$ 25,000,000.00	\$ 24,990,416.67		\$ 24,990,416.67
206247	PUR	295 TOB	6/15/2011	4497W1T09	ING (US) FUNDING	0.11	6/24/2011	0.11	\$ 19,000,000.00	\$ 18,999,477.50		\$ 18,999,477.50
206248	PUR	300 REG	6/15/2011	4497W1TV8	ING (US) FUNDING	0.12	6/29/2011	0.12	\$ 25,000,000.00	\$ 24,998,833.33		\$ 24,998,833.33
206244	PUR	300 REG	6/15/2011	83365STG8	SOCIETE GENERALE NORTH AMERICA	0.12	6/16/2011	0.12	\$ 30,000,000.00	\$ 29,999,900.00		\$ 29,999,900.00
206246	PUR	295 TOB	6/15/2011	90262DTQ8	UBS FINANCE (DE) LLC	0.06	6/24/2011	0.06	\$ 12,066,000.00	\$ 12,065,819.01		\$ 12,065,819.01
206222	PUR	304 REG	6/15/2011	912828QP8	US TREASURY NOTE	1.75	5/31/2016	1.66	\$ 5,000,000.00	\$ 5,021,093.75	\$ 3,586.07	\$ 5,024,679.82
206228	PUR	304 REG	6/15/2011	912828QP8	US TREASURY NOTE	1.75	5/31/2016	1.64	\$ 5,000,000.00	\$ 5,026,953.12	\$ 3,586.07	\$ 5,030,539.19
206229	PUR	304 REG	6/15/2011	912828QP8	US TREASURY NOTE	1.75	5/31/2016	1.65	\$ 10,000,000.00	\$ 10,050,000.00	\$ 7,172.13	\$ 10,057,172.13
206230	PUR	304 REG	6/15/2011	912828QP8	US TREASURY NOTE	1.75	5/31/2016	1.63	\$ 10,000,000.00	\$ 10,059,375.00	\$ 7,172.13	\$ 10,066,547.13
206232	PUR	303 SPRJ	6/15/2011	LD1106565	PARK NATIONAL BANK	0.15	6/14/2013	0.15	\$ 124,310.00	\$ 124,310.00		\$ 124,310.00
193190	CNTR	300 REG	6/15/2011	NOWSW3006	NOW ACCOUNT - SWEEP ACT - 300	0.10	\$ 143,794,355.48		\$ 143,794,355.48	\$ 143,794,355.48		\$ 143,794,355.48
206269	PUR	300 REG	6/16/2011	0027A1TH2	ABBEY NATIONAL NA, LLC	0.10	6/17/2011	0.10	\$ 50,000,000.00	\$ 49,999,861.11		\$ 49,999,861.11
206270	PUR	300 REG	6/16/2011	0027A1TH2	ABBEY NATIONAL NA, LLC	0.10	6/17/2011	0.10	\$ 10,000,000.00	\$ 9,999,972.22		\$ 9,999,972.22
206262	PUR	300 REG	6/16/2011	06416KVF4	BANK OF NOVA SCOTIA	0.11	8/15/2011	0.11	\$ 50,000,000.00	\$ 49,990,833.33		\$ 49,990,833.33
206266	PUR	300 REG	6/16/2011	06737JTH8	BARCLAYS US FUNDING LLC	0.10	6/17/2011	0.10	\$ 50,000,000.00	\$ 49,999,861.11		\$ 49,999,861.11
206267	PUR	300 REG	6/16/2011	06737JTH8	BARCLAYS US FUNDING LLC	0.10	6/17/2011	0.10	\$ 50,000,000.00	\$ 49,999,861.11		\$ 49,999,861.11
206268	PUR	300 REG	6/16/2011	06737JTH8	BARCLAYS US FUNDING LLC	0.10	6/17/2011	0.10	\$ 10,000,000.00	\$ 9,999,972.22		\$ 9,999,972.22
206263	PUR	300 REG	6/16/2011	22532CTH7	CREDIT AGRICOLE NORTH AMERICA	0.12	6/17/2011	0.12	\$ 50,000,000.00	\$ 49,999,833.33		\$ 49,999,833.33
206264	PUR	300 REG	6/16/2011	22532CTH7	CREDIT AGRICOLE NORTH AMERICA	0.12	6/17/2011	0.12	\$ 50,000,000.00	\$ 49,999,833.33		\$ 49,999,833.33
206265	PUR	300 REG	6/16/2011	22532CTH7	CREDIT AGRICOLE NORTH AMERICA	0.12	6/17/2011	0.12	\$ 10,000,000.00	\$ 9,999,966.67		\$ 9,999,966.67
206153	PUR	301 REG	6/16/2011	31331KNU0	FFCB DEBENTURE	0.88	12/16/2013	0.88	\$ 15,000,000.00	\$ 15,000,000.00		\$ 15,000,000.00
206275	PUR	300 REG	6/16/2011	313384JW0	FHBL DISCOUNT NOTE	0.03	8/1/2011	0.03	\$ 49,690,000.00	\$ 49,688,095.22		\$ 49,688,095.22
206276	PUR	300 REG	6/16/2011	313384KD0	FHBL DISCOUNT NOTE	0.03	8/8/2011	0.03	\$ 40,292,000.00	\$ 40,290,220.44		\$ 40,290,220.44
206252	PUR	301 REG	6/16/2011	31398A6B3	FNMA DEBENTURE	1.60	11/23/2015	1.68	\$ 10,500,000.00	\$ 10,462,200.00	\$ 10,733.33	\$ 10,472,933.33
206271	PUR	303 SPRJ	6/16/2011	AG1106313	OLD FORT BANKING COMPANY		4/12/2012	0.15	\$ 100,000.00	\$ 100,000.00		\$ 100,000.00
206272	PUR	303 SPRJ	6/16/2011	AG1106321	LIBERTY NATIONAL BANK		4/12/2012		\$ 100,000.00	\$ 100,000.00		\$ 100,000.00
206273	PUR	303 SPRJ	6/16/2011	AG1106339	LIBERTY NATIONAL BANK		4/12/2012	0.15	\$ 50,000.00	\$ 50,000.00		\$ 50,000.00
206274	PUR	303 SPRJ	6/16/2011	AG1106347	FIRST CITIZENS NATIONAL BANK		4/12/2012	0.15	\$ 100,000.00	\$ 100,000.00		\$ 100,000.00
206253	PUR	303 SPRJ	6/16/2011	LD1106573	FARMERS SAVINGS BANK, SPENCER	0.15	6/14/2013	0.15	\$ 29,000.00	\$ 29,000.00		\$ 29,000.00
206254	PUR	303 SPRJ	6/16/2011	LD1106581	LIBERTY NATIONAL BANK	0.15	6/14/2013	0.15	\$ 400,000.00	\$ 400,000.00		\$ 400,000.00
206255	PUR	303 SPRJ	6/16/2011	LD1106599	LIBERTY NATIONAL BANK	0.15	6/14/2013	0.15	\$ 25,000.00	\$ 25,000.00		\$ 25,000.00
194983	CNTR	304 REG	6/16/2011	MMKT00177	KEY/TOS INVESTMENT MATURITIES			0.20	\$ 4,745,720.61	\$ 4,745,720.61		\$ 4,745,720.61
206292	PUR	300 REG	6/17/2011	0027A1TL3	ABBEY NATIONAL NA, LLC	0.11	6/20/2011	0.11	\$ 50,000,000.00	\$ 49,999,541.67		\$ 49,999,541.67
206293	PUR	300 REG	6/17/2011	0027A1TL3	ABBEY NATIONAL NA, LLC	0.11	6/20/2011	0.11	\$ 10,000,000.00	\$ 9,999,908.33		\$ 9,999,908.33
206289	PUR	300 REG	6/17/2011	06737JTL9	BARCLAYS US FUNDING LLC	0.10	6/20/2011	0.10	\$ 50,000,000.00	\$ 49,999,583.33		\$ 49,999,583.33
206290	PUR	300 REG	6/17/2011	06737JTL9	BARCLAYS US FUNDING LLC	0.10	6/20/2011	0.10	\$ 50,000,000.00	\$ 49,999,583.33		\$ 49,999,583.33
206291	PUR	300 REG	6/17/2011	06737JTL9	BARCLAYS US FUNDING LLC	0.10	6/20/2011	0.10	\$ 10,000,000.00	\$ 9,999,916.67		\$ 9,999,916.67
206294	PUR	300 REG	6/17/2011	22532CTL8	CREDIT AGRICOLE NORTH AMERICA	0.13	6/20/2011	0.13	\$ 50,000,000.00	\$ 49,999,458.33		\$ 49,999,458.33
206295	PUR	300 REG	6/17/2011	22532CTL8	CREDIT AGRICOLE NORTH AMERICA	0.13	6/20/2011	0.13	\$ 50,000,000.00	\$ 49,999,458.33		\$ 49,999,458.33
206296	PUR	300 REG	6/17/2011	22532CTL8	CREDIT AGRICOLE NORTH AMERICA	0.13	6/20/2011	0.13	\$ 10,000,000.00	\$ 9,999,891.67		\$ 9,999,891.67
206297	PUR	300 REG	6/17/2011	313384JL4	FHBL DISCOUNT NOTE	0.03	7/22/2011	0.03	\$ 50,000,000.00	\$ 49,998,541.67		\$ 49,998,541.67
206298	PUR	300 REG	6/17/2011	313588JG1	FNMA DISCOUNT NOTE	0.02	7/18/2011	0.02	\$ 25,000,000.00	\$ 24,999,569.44		\$ 24,999,569.44
206300	PUR	300 REG	6/17/2011	4662J1VG2	JP MORGAN CHASE & CO	0.07	8/16/2011	0.07	\$ 50,000,000.00	\$ 49,994,166.67		\$ 49,994,166.67
206301	PUR	300 REG	6/17/2011	4662J1VG2	JP MORGAN CHASE & CO	0.07	8/16/2011	0.07	\$ 10,000,000.00	\$ 9,998,833.33		\$ 9,998,833.33
206288	PUR	303 SPRJ	6/17/2011	LD1106607	RIVERHILLS BANK	0.15	6/17/2013	0.15	\$ 210,000.00	\$ 210,000.00		\$ 210,000.00
194983	CNTR	304 REG	6/17/2011	MMKT00177	KEY/TOS INVESTMENT MATURITIES			0.20	\$ 25,352,206.22	\$ 25,352,206.22		\$ 25,352,206.22
174457	CNTR	304 REG	6/17/2011	STAR300418	STAR OHIO 63942			0.04	\$ 50,000,000.00	\$ 50,000,000.00		\$ 50,000,000.00
205906	PUR	301 REG	6/20/2011	3133742K5	FHBL DEBENTURE	0.50	12/20/2012	0.50	\$ 10,000,000.00	\$ 10,000,000.00		\$ 10,000,000.00
206049	PUR	301 REG	6/20/2011	3133745P1	FHBL DEBENTURE	1.00	3/20/2014	1.01	\$ 10,000,000.00	\$ 9,996,500.00		\$ 9,996,500.00
206310	PUR	300 REG	6/20/2011	313384JC4	FHBL DISCOUNT NOTE	0.02	7/14/2011	0.02	\$ 15,000,000.00	\$ 14,999,800.00		\$ 14,999,800.00
206311	PUR	300 REG	6/20/2011	313396KF9	FHLMC DISCOUNT NOTE	0.05	8/10/2011	0.05	\$ 40,000,000.00	\$ 40,797,110.00		\$ 40,797,110.00
206308	PUR	300 REG	6/20/2011	313396KM4	FHLMC DISCOUNT NOTE	0.06	8/16/2011	0.06	\$ 15,000,000.00	\$ 14,998,693.75		\$ 14,998,693.75

PGM: INVS_MONTHEND_TRANSACTIONS
 SOURCE: VisualQED
 MODEL: TRANSACTION
 BASIS: SETTLEMENT
 BEGIN: 6/1/2011
 END: 6/30/2011

JOSH MANDEL
 TREASURER, STATE OF OHIO
 INVESTMENT TRANSACTION REPORT
 TRANSACTIONS FOR 06/01/11 TO 06/30/11

INVT#	TXN	FUND	SETTLE	CUSIP	DESCRIPTION	RATE	MATURITY	PUR YIELD	PAR AMOUNT	PRIN/PROC	P/S INTEREST	SETTLE AMT
206309	PUR	300 REG	6/20/2011	313396KM4	FHLMC DISCOUNT NOTE	0.06	8/16/2011	0.06 \$	19,926,000.00	\$ 19,924,264.78		\$ 19,924,264.78
206299	PUR	300 REG	6/20/2011	313396KW2	FHLMC DISCOUNT NOTE	0.07	8/25/2011	0.07 \$	28,085,000.00	\$ 28,081,653.20		\$ 28,081,653.20
206312	PUR	300 REG	6/20/2011	313588JY2	FNMA DISCOUNT NOTE	0.05	8/3/2011	0.05 \$	50,000,000.00	\$ 49,997,250.00		\$ 49,997,250.00
206313	PUR	300 REG	6/20/2011	313588JY2	FNMA DISCOUNT NOTE	0.05	8/3/2011	0.05 \$	50,000,000.00	\$ 49,997,250.00		\$ 49,997,250.00
206305	PUR	303 SPRJ	6/20/2011	EC1101053	U.S. BANK, N.A.	0.15	6/20/2013	0.15 \$	20,755.00	\$ 20,755.00		\$ 20,755.00
206306	PUR	303 SPRJ	6/20/2011	EC1101061	U.S. BANK, N.A.	0.15	6/20/2013	0.15 \$	83,435.00	\$ 83,435.00		\$ 83,435.00
206307	PUR	303 SPRJ	6/20/2011	LD1106615	FIRST NATIONAL BANK, PANDORA	0.15	6/20/2013	0.15 \$	17,700.00	\$ 17,700.00		\$ 17,700.00
193190	CNTR	300 REG	6/20/2011	NOWSW3006	NOW ACCOUNT - SWEEP ACT - 300			0.10 \$	126,984,146.25	\$ 126,984,146.25		\$ 126,984,146.25
206346	PUR	300 REG	6/21/2011	313384JB6	FHLM DISCOUNT NOTE	0.02	7/13/2011	0.02 \$	50,000,000.00	\$ 49,999,388.89		\$ 49,999,388.89
205886	PUR	301 REG	6/21/2011	3134G2KT8	FHLMC DEBENTURE	0.80	6/21/2013	0.80 \$	9,000,000.00	\$ 9,000,000.00		\$ 9,000,000.00
206344	PUR	300 REG	6/21/2011	313588JA4	FNMA DISCOUNT NOTE	0.01	7/12/2011	0.01 \$	50,000,000.00	\$ 49,999,708.33		\$ 49,999,708.33
206345	PUR	300 REG	6/21/2011	313588JA4	FNMA DISCOUNT NOTE	0.01	7/12/2011	0.01 \$	50,000,000.00	\$ 49,999,708.33		\$ 49,999,708.33
206321	PUR	300 REG	6/21/2011	313588KN4	FNMA DISCOUNT NOTE	0.05	8/17/2011	0.05 \$	28,610,000.00	\$ 28,607,961.54		\$ 28,607,961.54
206322	PUR	300 REG	6/21/2011	313588KN4	FNMA DISCOUNT NOTE	0.05	8/17/2011	0.05 \$	25,000,000.00	\$ 24,998,218.75		\$ 24,998,218.75
206384	PUR	303 SPRJ	6/21/2011	AG1106354	FIRST CITIZENS NATIONAL BANK		4/12/2012	0.40 \$	45,000.00	\$ 45,000.00		\$ 45,000.00
206385	PUR	303 SPRJ	6/21/2011	AG1106362	FIRST CITIZENS NATIONAL BANK		4/12/2012	0.40 \$	70,000.00	\$ 70,000.00		\$ 70,000.00
206347	PUR	303 SPRJ	6/21/2011	LD1106623	FIRST CITIZENS NATIONAL BANK	0.15	6/21/2013	0.15 \$	400,000.00	\$ 400,000.00		\$ 400,000.00
206348	PUR	303 SPRJ	6/21/2011	LD1106631	FORT JENNINGS STATE BANK	0.15	6/21/2013	0.15 \$	105,000.00	\$ 105,000.00		\$ 105,000.00
206349	PUR	303 SPRJ	6/21/2011	LD1106649	FARMERS CITIZENS BANK, BUCYRUS	0.15	6/21/2013	0.15 \$	178,000.00	\$ 178,000.00		\$ 178,000.00
194983	CNTR	304 REG	6/21/2011	MMKT00177	KEY/TOS INVESTMENT MATURITIES			0.20 \$	26,061,820.65	\$ 26,061,820.65		\$ 26,061,820.65
206389	PUR	300 REG	6/22/2011	1667T1U17	CHEVRON CORPORATION	0.05	7/1/2011	0.05 \$	50,000,000.00	\$ 49,999,375.00		\$ 49,999,375.00
206390	PUR	300 REG	6/22/2011	1667T1U17	CHEVRON CORPORATION	0.05	7/1/2011	0.05 \$	10,000,000.00	\$ 9,999,875.00		\$ 9,999,875.00
206108	PUR	301 REG	6/22/2011	3133745L0	FHLB DEBENTURE	1.25	12/22/2014	1.25 \$	5,000,000.00	\$ 5,000,000.00		\$ 5,000,000.00
206155	PUR	301 REG	6/22/2011	3133746L9	FHLB DEBENTURE	1.40	12/22/2014	1.40 \$	11,300,000.00	\$ 11,298,305.00		\$ 11,298,305.00
206392	PUR	300 REG	6/22/2011	313384JC4	FHLM DISCOUNT NOTE	0.02	7/14/2011	0.02 \$	28,540,000.00	\$ 28,539,738.38		\$ 28,539,738.38
206387	PUR	300 REG	6/22/2011	313384J99	FHLM DISCOUNT NOTE	0.02	7/20/2011	0.02 \$	38,000,000.00	\$ 37,999,408.89		\$ 37,999,408.89
206388	PUR	300 REG	6/22/2011	313384J99	FHLM DISCOUNT NOTE	0.02	7/20/2011	0.02 \$	50,000,000.00	\$ 49,999,222.22		\$ 49,999,222.22
206391	PUR	300 REG	6/22/2011	313396JW4	FHLMC DISCOUNT NOTE	0.03	8/1/2011	0.03 \$	50,000,000.00	\$ 49,998,611.11		\$ 49,998,611.11
206362	PUR	304 REG	6/22/2011	912828QP8	US TREASURY NOTE	1.75	5/31/2016	1.57 \$	10,087,500.00	\$ 10,087,500.00	\$ 10,519.13	\$ 10,098,019.13
206393	PUR	303 SPRJ	6/22/2011	LD1106656	CONSUMERS NATIONAL BANK	0.15	6/21/2013	0.15 \$	290,200.00	\$ 290,200.00		\$ 290,200.00
206394	PUR	303 SPRJ	6/22/2011	LD1106664	OLD FORT BANKING COMPANY	0.15	6/21/2013	0.15 \$	122,779.00	\$ 122,779.00		\$ 122,779.00
206386	PUR	304 REG	6/22/2011	LD11B0442	BIDOHIO	0.40	9/21/2011	0.40 \$	2,500,000.00	\$ 2,500,000.00		\$ 2,500,000.00
146173	CNTR	302 DPTF	6/22/2011	STAR30210	STAR OHIO 27044			0.04 \$	3,356,491.63	\$ 3,356,491.63		\$ 3,356,491.63
206428	PUR	300 REG	6/23/2011	22532CTQ7	CREDIT AGRICOLE NORTH AMERICA	0.11	6/24/2011	0.11 \$	50,000,000.00	\$ 49,999,847.22		\$ 49,999,847.22
205905	PUR	301 REG	6/23/2011	3133742G4	FHLM MULTI STEP COUPON BOND	1.25	12/23/2015	1.25 \$	10,000,000.00	\$ 10,000,000.00		\$ 10,000,000.00
206418	PUR	300 REG	6/23/2011	313588LZ6	FNMA DISCOUNT NOTE	0.05	9/21/2011	0.05 \$	50,000,000.00	\$ 49,993,750.00		\$ 49,993,750.00
206343	PUR	302 DPTF	6/23/2011	912820TP2	US TREASURY STRIP (P)		5/15/2012	0.21 \$	50,000.00	\$ 49,908.50		\$ 49,908.50
206342	PUR	302 DPTF	6/23/2011	912820VX2	US TREASURY STRIP (P)		5/15/2013	0.38 \$	50,000.00	\$ 49,643.50		\$ 49,643.50
206341	PUR	302 DPTF	6/23/2011	912833KC3	US TREASURY STRIP		5/15/2014	0.67 \$	50,000.00	\$ 49,041.50		\$ 49,041.50
206340	PUR	302 DPTF	6/23/2011	912833KE9	US TREASURY STRIP		5/15/2015	1.15 \$	50,000.00	\$ 47,825.50		\$ 47,825.50
206339	PUR	302 DPTF	6/23/2011	912833KH2	US TREASURY STRIP		5/15/2016	1.58 \$	50,000.00	\$ 46,293.50		\$ 46,293.50
206338	PUR	302 DPTF	6/23/2011	912833KM1	US TREASURY STRIP		5/15/2017	2.01 \$	50,000.00	\$ 44,440.00		\$ 44,440.00
206337	PUR	302 DPTF	6/23/2011	912833KR0	US TREASURY STRIP		5/15/2018	2.33 \$	50,000.00	\$ 42,620.00		\$ 42,620.00
206336	PUR	302 DPTF	6/23/2011	912833KV1	US TREASURY STRIP		5/15/2019	2.67 \$	50,000.00	\$ 40,554.50		\$ 40,554.50
206335	PUR	302 DPTF	6/23/2011	912833KZ2	US TREASURY STRIP		5/15/2020	3.01 \$	50,000.00	\$ 38,333.00		\$ 38,333.00
206334	PUR	302 DPTF	6/23/2011	912833LD0	US TREASURY STRIP		5/15/2021	3.25 \$	50,000.00	\$ 36,345.00		\$ 36,345.00
206333	PUR	302 DPTF	6/23/2011	912833LH1	US TREASURY STRIP		5/15/2022	3.47 \$	50,000.00	\$ 34,390.50		\$ 34,390.50
206332	PUR	302 DPTF	6/23/2011	912833LN8	US TREASURY STRIP		5/15/2023	3.66 \$	50,000.00	\$ 32,480.50		\$ 32,480.50
206331	PUR	302 DPTF	6/23/2011	912833LR9	US TREASURY STRIP		5/15/2024	3.82 \$	50,000.00	\$ 30,695.50		\$ 30,695.50
206330	PUR	302 DPTF	6/23/2011	912833LV0	US TREASURY STRIP		5/15/2025	3.96 \$	50,000.00	\$ 28,997.00		\$ 28,997.00
206329	PUR	302 DPTF	6/23/2011	912833LZ1	US TREASURY STRIP		5/15/2026	4.09 \$	50,000.00	\$ 27,378.00		\$ 27,378.00
206328	PUR	302 DPTF	6/23/2011	912833PD6	US TREASURY STRIP		5/15/2027	4.17 \$	50,000.00	\$ 25,947.00		\$ 25,947.00
206327	PUR	302 DPTF	6/23/2011	912833WQ9	US TREASURY STRIP		5/15/2028	4.23 \$	50,000.00	\$ 24,652.00		\$ 24,652.00
206326	PUR	302 DPTF	6/23/2011	912833XS4	US TREASURY STRIP		5/15/2029	4.28 \$	50,000.00	\$ 23,435.00		\$ 23,435.00
206325	PUR	302 DPTF	6/23/2011	912833XU9	US TREASURY STRIP		5/15/1930	4.33 \$	50,000.00	\$ 22,256.50		\$ 22,256.50
206426	PUR	303 SPRJ	6/23/2011	LD1106672	HUNTINGTON NATIONAL BANK, NA	0.15	6/21/2013	0.15 \$	110,000.00	\$ 110,000.00		\$ 110,000.00
206427	PUR	303 SPRJ	6/23/2011	LD1106680	FARMERS NATIONAL BANK, CANFIELD	0.15	6/21/2013	0.15 \$	55,552.58	\$ 55,552.58		\$ 55,552.58
193190	CNTR	300 REG	6/23/2011	NOWSW3006	NOW ACCOUNT - SWEEP ACT - 300			0.10 \$	70,248,190.10	\$ 70,248,190.10		\$ 70,248,190.10
206445	PUR	295 TOB	6/24/2011	0027A1TT6	ABBAY NATIONAL NA, LLC	0.09	6/27/2011	0.09 \$	19,000,000.00	\$ 18,999,857.50		\$ 18,999,857.50
206447	PUR	295 TOB	6/24/2011	0556N1TT0	BNP PARIBAS FINANCE, INC	0.09	6/27/2011	0.09 \$	19,000,000.00	\$ 18,999,857.50		\$ 18,999,857.50
206444	PUR	295 TOB	6/24/2011	22532CTT1	CREDIT AGRICOLE NORTH AMERICA	0.12	6/27/2011	0.12 \$	19,000,000.00	\$ 18,999,810.00		\$ 18,999,810.00
206463	PUR	300 REG	6/24/2011	313384JB6	FHLM DISCOUNT NOTE	0.01	7/13/2011	0.01 \$	45,200,000.00	\$ 45,199,761.44		\$ 45,199,761.44
206466	PUR	300 REG	6/24/2011	313384JL4	FHLM DISCOUNT NOTE	0.01	7/22/2011	0.01 \$	50,000,000.00	\$ 49,999,611.11		\$ 49,999,611.11
206419	PUR	300 REG	6/24/2011	313384KH1	FHLM DISCOUNT NOTE	0.01	8/12/2011	0.01 \$	27,828,000.00	\$ 27,827,621.23		\$ 27,827,621.23
206420	PUR	300 REG	6/24/2011	313384KH1	FHLM DISCOUNT NOTE	0.01	8/12/2011	0.01 \$	50,000,000.00	\$ 49,999,319.44		\$ 49,999,319.44
206421	PUR	300 REG	6/24/2011	313384KH1	FHLM DISCOUNT NOTE	0.01	8/12/2011	0.01 \$	23,187,000.00	\$ 23,186,684.40		\$ 23,186,684.40
206422	PUR	300 REG	6/24/2011	313384KH1	FHLM DISCOUNT NOTE	0.01	8/12/2011	0.01 \$	28,226,000.00	\$ 28,225,615.81		\$ 28,225,615.81
206465	PUR	300 REG	6/24/2011	313396JY0	FHLMC DISCOUNT NOTE	0.01	8/3/2011	0.01 \$	50,000,000.00	\$ 49,999,444.44		\$ 49,999,444.44
206425	PUR	301 REG	6/24/2011	31398A6E7	FNMA DEBENTURE	1.50	11/23/2015	1.58 \$	10,000,000.00	\$ 9,966,000.00	\$ 12,916.67	\$ 9,979,916.67
206446	PUR	295 TOB	6/24/2011	4611K1TT2	INTESA FUNDING, LLC	0.10	6/27/2011	0.10 \$	19,000,000.00	\$ 18,999,841.67		\$ 18,999,841.67
206448	PUR	295 TOB	6/24/2011	83365STT0	S							

PGM: INVS_MONTHEND_TRANSACTIONS
SOURCE: VisualQED
MODEL: TRANSACTION
BASIS: SETTLEMENT
BEGIN: 6/1/2011
END: 6/30/2011

JOSH MANDEL
TREASURER, STATE OF OHIO
INVESTMENT TRANSACTION REPORT
TRANSACTIONS FOR 06/01/11 TO 06/30/11

INVST#	TXN	FUND	SETTLE	CUSIP	DESCRIPTION	RATE	MATURITY	PUR YIELD	PAR AMOUNT	PRIN/PROC	P/S INTEREST	SETTLE AMT
206450	PUR	303 SPRJ	6/24/2011	LD1106698	HUNTINGTON NATIONAL BANK, NA	0.15	6/24/2013	0.15	\$ 199,500.00	\$ 199,500.00		\$ 199,500.00
206451	PUR	303 SPRJ	6/24/2011	LD1106706	FIRST FINANCIAL BANK, NA	0.15	6/24/2013	0.15	\$ 400,000.00	\$ 400,000.00		\$ 400,000.00
193190	CNTR	300 REG	6/24/2011	NOWSW3006	NOW ACCOUNT - SWEEP ACT - 300	0.00		0.10	\$ 60,983,758.83	\$ 60,983,758.83		\$ 60,983,758.83
206493	PUR	295 TOB	6/27/2011	0556N1TU7	BNP PARIBAS FINANCE, INC	0.09	6/28/2011	0.09	\$ 19,900,000.00	\$ 18,999,952.50		\$ 18,999,952.50
206492	PUR	295 TOB	6/27/2011	06737JTU9	BARCLAYS US FUNDING LLC	0.08	6/28/2011	0.08	\$ 19,000,000.00	\$ 18,999,957.78		\$ 18,999,957.78
206489	PUR	295 TOB	6/27/2011	22532CTU8	CREDIT AGRICOLE NORTH AMERICA	0.12	6/28/2011	0.12	\$ 19,000,000.00	\$ 18,999,936.67		\$ 18,999,936.67
206200	PUR	301 REG	6/27/2011	313374BX7	FHLB DEBENTURE	1.13	6/27/2014	1.13	\$ 5,000,000.00	\$ 5,000,000.00		\$ 5,000,000.00
206429	PUR	301 REG	6/27/2011	313374D80	FHLB DEBENTURE	1.30	3/27/2015	1.30	\$ 4,470,000.00	\$ 4,470,000.00		\$ 4,470,000.00
206224	PUR	301 REG	6/27/2011	313374E22	FHLB DEBENTURE	0.40	12/27/2012	0.40	\$ 15,000,000.00	\$ 15,000,000.00		\$ 15,000,000.00
206423	PUR	300 REG	6/27/2011	313396KN2	FHLMC DISCOUNT NOTE	0.01	8/17/2011	0.01	\$ 50,000,000.00	\$ 49,999,291.67		\$ 49,999,291.67
206462	PUR	300 REG	6/27/2011	313396QS5	FHLMC DISCOUNT NOTE	0.11	12/19/2011	0.11	\$ 13,373,000.00	\$ 13,365,849.16		\$ 13,365,849.16
206464	PUR	300 REG	6/27/2011	313396QS5	FHLMC DISCOUNT NOTE	0.11	12/19/2011	0.11	\$ 25,028,000.00	\$ 25,014,616.97		\$ 25,014,616.97
206475	PUR	300 REG	6/27/2011	313396QS5	FHLMC DISCOUNT NOTE	0.11	12/19/2011	0.11	\$ 50,000,000.00	\$ 49,973,263.89		\$ 49,973,263.89
206476	PUR	300 REG	6/27/2011	313396QS5	FHLMC DISCOUNT NOTE	0.11	12/19/2011	0.11	\$ 25,000,000.00	\$ 24,986,631.94		\$ 24,986,631.94
206145	PUR	301 REG	6/27/2011	3134G2MC3	FHLMC DEBENTURE	0.80	9/27/2013	0.80	\$ 10,000,000.00	\$ 10,000,000.00		\$ 10,000,000.00
206225	PUR	301 REG	6/27/2011	3136FRTK9	FNMA MULTI STEP COUPON BOND	0.75	6/27/2014	0.77	\$ 10,000,000.00	\$ 9,994,000.00		\$ 9,994,000.00
206469	PUR	301 REG	6/27/2011	3136FRXL2	FNMA DEBENTURE	1.25	3/27/2015	1.25	\$ 10,000,000.00	\$ 10,000,000.00		\$ 10,000,000.00
206490	PUR	295 TOB	6/27/2011	4611K1TU9	INTESA FUNDING, LLC	0.11	6/28/2011	0.11	\$ 19,000,000.00	\$ 18,999,941.94		\$ 18,999,941.94
206488	PUR	295 TOB	6/27/2011	83365STU7	SOCIETE GENERALE NORTH AMERICA	0.11	6/28/2011	0.11	\$ 19,000,000.00	\$ 18,999,941.94		\$ 18,999,941.94
206491	PUR	295 TOB	6/27/2011	90262DTU9	UBS FINANCE (DE) LLC	0.08	6/28/2011	0.08	\$ 15,894,964.68	\$ 15,894,964.68		\$ 15,894,964.68
206477	PUR	300 REG	6/27/2011	90262DTU9	UBS FINANCE (DE) LLC	0.08	6/28/2011	0.08	\$ 50,000,000.00	\$ 49,999,888.89		\$ 49,999,888.89
206363	PUR	302 DPTF	6/27/2011	912833JY7	US TREASURY STRIP		5/15/2012	0.11	\$ 50,000.00	\$ 49,953.00		\$ 49,953.00
206364	PUR	302 DPTF	6/27/2011	912833KA7	US TREASURY STRIP		5/15/2013	0.23	\$ 50,000.00	\$ 49,780.00		\$ 49,780.00
206365	PUR	302 DPTF	6/27/2011	912833KC3	US TREASURY STRIP		5/15/2014	0.65	\$ 50,000.00	\$ 49,078.00		\$ 49,078.00
206366	PUR	302 DPTF	6/27/2011	912833KE9	US TREASURY STRIP		5/15/2015	1.14	\$ 50,000.00	\$ 47,851.00		\$ 47,851.00
206367	PUR	302 DPTF	6/27/2011	912833KH2	US TREASURY STRIP		5/15/2016	1.58	\$ 50,000.00	\$ 46,293.50		\$ 46,293.50
206368	PUR	302 DPTF	6/27/2011	912833KM1	US TREASURY STRIP		5/15/2017	2.01	\$ 50,000.00	\$ 44,441.00		\$ 44,441.00
206369	PUR	302 DPTF	6/27/2011	912833KR0	US TREASURY STRIP		5/15/2018	2.33	\$ 50,000.00	\$ 42,626.50		\$ 42,626.50
206370	PUR	302 DPTF	6/27/2011	912833KV1	US TREASURY STRIP		5/15/2019	2.67	\$ 50,000.00	\$ 40,571.00		\$ 40,571.00
206371	PUR	302 DPTF	6/27/2011	912833KZ2	US TREASURY STRIP		5/15/2020	3.02	\$ 50,000.00	\$ 38,303.50		\$ 38,303.50
206372	PUR	302 DPTF	6/27/2011	912833LD0	US TREASURY STRIP		5/15/2021	3.26	\$ 50,000.00	\$ 36,334.50		\$ 36,334.50
206373	PUR	302 DPTF	6/27/2011	912833LH1	US TREASURY STRIP		5/15/2022	3.48	\$ 50,000.00	\$ 34,353.50		\$ 34,353.50
206374	PUR	302 DPTF	6/27/2011	912833LN8	US TREASURY STRIP		5/15/2023	3.68	\$ 50,000.00	\$ 32,419.50		\$ 32,419.50
206375	PUR	302 DPTF	6/27/2011	912833LR9	US TREASURY STRIP		5/15/2024	3.84	\$ 50,000.00	\$ 30,644.00		\$ 30,644.00
206376	PUR	302 DPTF	6/27/2011	912833LV0	US TREASURY STRIP		5/15/2025	3.98	\$ 50,000.00	\$ 28,917.00		\$ 28,917.00
206377	PUR	302 DPTF	6/27/2011	912833LZ1	US TREASURY STRIP		5/15/2026	4.10	\$ 50,000.00	\$ 27,336.00		\$ 27,336.00
206378	PUR	302 DPTF	6/27/2011	912833PD6	US TREASURY STRIP		5/15/2027	4.18	\$ 50,000.00	\$ 25,908.00		\$ 25,908.00
206379	PUR	302 DPTF	6/27/2011	912833WQ9	US TREASURY STRIP		5/15/2028	4.24	\$ 50,000.00	\$ 24,620.50		\$ 24,620.50
206381	PUR	302 DPTF	6/27/2011	912833XS4	US TREASURY STRIP		5/15/2029	4.30	\$ 50,000.00	\$ 23,374.50		\$ 23,374.50
206383	PUR	302 DPTF	6/27/2011	912833XU9	US TREASURY STRIP		5/15/1930	4.35	\$ 50,000.00	\$ 22,195.00		\$ 22,195.00
206478	PUR	303 SPRJ	6/27/2011	LD1106714	OLD FORT BANKING COMPANY	0.15	6/27/2013	0.15	\$ 181,575.50	\$ 181,575.50		\$ 181,575.50
206479	PUR	303 SPRJ	6/27/2011	LD1106722	FARMERS & MERCHANTS STATE BANK	0.15	6/27/2013	0.15	\$ 130,000.00	\$ 130,000.00		\$ 130,000.00
194983	CNTR	304 REG	6/27/2011	MMKT00177	KEY/TOS INVESTMENT MATURITIES	0.20		0.30	\$ 30,000,000.00	\$ 30,000,000.00		\$ 30,000,000.00
206509	PUR	295 TOB	6/28/2011	0556N1TV5	BNP PARIBAS FINANCE, INC	0.09	6/29/2011	0.09	\$ 19,900,000.00	\$ 18,999,952.50		\$ 18,999,952.50
206511	PUR	295 TOB	6/28/2011	06737JTV7	BARCLAYS US FUNDING LLC	0.05	6/29/2011	0.05	\$ 15,895,000.00	\$ 15,894,977.92		\$ 15,894,977.92
206507	PUR	295 TOB	6/28/2011	22532CTV6	CREDIT AGRICOLE NORTH AMERICA	0.12	6/29/2011	0.12	\$ 19,000,000.00	\$ 18,999,936.67		\$ 18,999,936.67
206496	PUR	301 REG	6/28/2011	313374A91	FHLB MULTI STEP COUPON BOND	0.50	12/27/2013	0.50	\$ 15,000,000.00	\$ 15,001,500.00	\$ 208.33	\$ 15,001,708.33
206201	PUR	301 REG	6/28/2011	313374DB3	FHLB DEBENTURE	0.35	12/28/2012	0.35	\$ 10,000,000.00	\$ 10,000,000.00		\$ 10,000,000.00
206503	PUR	300 REG	6/28/2011	313588LT0	FNMA DISCOUNT NOTE	0.04	9/15/2011	0.04	\$ 50,000,000.00	\$ 49,995,611.11		\$ 49,995,611.11
206495	PUR	300 REG	6/28/2011	313588LZ6	FNMA DISCOUNT NOTE	0.04	9/21/2011	0.04	\$ 50,000,000.00	\$ 49,995,277.78		\$ 49,995,277.78
184539	CNTR	300 REG	6/28/2011	38141W273	GOLDMAN SACHS FIN SQ GOVT #465	0.01		0.01	\$ 50,000,000.00	\$ 50,000,000.00		\$ 50,000,000.00
206506	PUR	295 TOB	6/28/2011	4611K1TV7	INTESA FUNDING, LLC	0.11	6/29/2011	0.11	\$ 19,000,000.00	\$ 18,999,941.94		\$ 18,999,941.94
170509	CNTR	300 REG	6/28/2011	4812C0670	JP MORGAN US GOVT MMKT #3164	0.01		0.01	\$ 50,000,000.00	\$ 50,000,000.00		\$ 50,000,000.00
206508	PUR	295 TOB	6/28/2011	83365STV5	SOCIETE GENERALE NORTH AMERICA	0.10	6/29/2011	0.10	\$ 19,000,000.00	\$ 18,999,947.22		\$ 18,999,947.22
206510	PUR	295 TOB	6/28/2011	90262DTV7	UBS FINANCE (DE) LLC	0.08	6/29/2011	0.08	\$ 19,000,000.00	\$ 18,999,957.78		\$ 18,999,957.78
206504	PUR	300 REG	6/28/2011	90262DTV7	UBS FINANCE (DE) LLC	0.08	6/29/2011	0.08	\$ 50,000,000.00	\$ 49,999,888.89		\$ 49,999,888.89
206498	PUR	304 REG	6/28/2011	912828QP8	US TREASURY NOTE	1.75	5/31/2016	1.40	\$ 10,000,000.00	\$ 10,165,625.00	\$ 13,387.98	\$ 10,179,012.98
206501	PUR	303 SPRJ	6/28/2011	LD1106730	HUNTINGTON NATIONAL BANK, NA	0.15	6/28/2013	0.15	\$ 105,703.20	\$ 105,703.20		\$ 105,703.20
206553	PUR	295 TOB	6/29/2011	0027A1TW9	ABBAY NATIONAL NA, LLC	0.09	6/30/2011	0.09	\$ 19,000,000.00	\$ 18,999,952.50		\$ 18,999,952.50
206549	PUR	295 TOB	6/29/2011	0556N1TW3	BNP PARIBAS FINANCE, INC	0.09	6/30/2011	0.09	\$ 19,000,000.00	\$ 18,999,952.50		\$ 18,999,952.50
206548	PUR	295 TOB	6/29/2011	22532CTW4	CREDIT AGRICOLE NORTH AMERICA	0.12	6/30/2011	0.12	\$ 19,000,000.00	\$ 18,999,936.67		\$ 18,999,936.67
206524	PUR	301 REG	6/29/2011	31331KPM6	FFCB DEBENTURE	0.85	12/23/2013	0.86	\$ 5,000,000.00	\$ 4,998,500.00	\$ 708.33	\$ 4,999,208.33
206324	PUR	301 REG	6/29/2011	31331KQC7	FFCB DEBENTURE	1.25	9/29/2014	1.27	\$ 6,300,000.00	\$ 6,296,850.00		\$ 6,296,850.00
206543	PUR	300 REG	6/29/2011	313384LC1	FHLB DISCOUNT NOTE	0.02	8/31/2011	0.02	\$ 50,000,000.00	\$ 49,998,250.00		\$ 49,998,250.00
206544	PUR	300 REG	6/29/2011	313384LC1	FHLB DISCOUNT NOTE	0.02	8/31/2011	0.02	\$ 50,000,000.00	\$ 49,998,250.00		\$ 49,998,250.00
206545	PUR	300 REG	6/29/2011	313384LC1	FHLB DISCOUNT NOTE	0.02	8/31/2011	0.02	\$ 50,000,000.00	\$ 49,998,250.00		\$ 49,998,250.00
206473	PUR	301 REG	6/29/2011	3134G2PM8	FHLMC DEBENTURE	1.25	12/29/2014	1.25	\$ 10,000,000.00	\$ 10,000,000.00		\$ 10,000,000.00
206505	PUR	300 REG	6/29/2011	313588LT0	FNMA DISCOUNT NOTE	0.04	9/15/2011	0.04	\$ 46,304,000.00	\$ 46,299,986.99		\$ 46,299,986.99
206552	PUR	295 TOB	6/29/2011	36959JV2	GENERAL ELECTRIC CAPITAL CORP	0.08	8/29/2011	0.08	\$ 15,894,845.07	\$ 15,894,845.07		\$ 15,894,845.07
206551	PUR	295 TOB	6/29/2011	4611K1TW5	INTESA FUNDING, LLC	0.11	6/30/2011	0.11	\$ 19,000,000.00	\$ 18,999,941.94		\$ 18,999,941.94
206550	PUR	295 TOB	6/29/2011	83365STW3	SOCIETE GENERALE NORTH AMERICA	0.10	6/30/2011	0.10	\$ 19,000,000.00	\$ 18,999,947.22		\$ 18,999,947.22
206525	PUR	304 REG	6/29/2011	912828QP8	US TREASURY NOTE	1.75	5/31/2016	1.49	\$ 5,000,000.00	\$ 5,061,718.75	\$ 6,933.06	\$ 5,068,651.81

PGM: INVS_MONTHEND_TRANSACTIONS
 SOURCE: VisualQED
 MODEL: TRANSACTION
 BASIS: SETTLEMENT
 BEGIN: 6/1/2011
 END: 6/30/2011

JOSH MANDEL
 TREASURER, STATE OF OHIO
 INVESTMENT TRANSACTION REPORT

TRANSACTIONS FOR 06/01/11 TO 06/30/11

INVT#	TXN	FUND	SETTLE	CUSIP	DESCRIPTION	RATE	MATURITY	PUR YIELD	PAR AMOUNT	PRIN/PROC	P/S INTEREST	SETTLE AMT
206526	PUR	304 REG	6/29/2011	912828QP8	US TREASURY NOTE	1.75	5/31/2016	1.49	\$ 5,000,000.00	\$ 5,060,937.50	\$ 6,933.06	\$ 5,067,870.56
206533	PUR	303 SPRJ	6/29/2011	LD1106748	LCNB NATIONAL BANK	0.15	6/28/2013	0.15	\$ 333,042.00	\$ 333,042.00		\$ 333,042.00
193190	CNTR	300 REG	6/29/2011	NOWSW3006	NOW ACCOUNT - SWEEP ACT - 300	0.10		0.10	\$ 32,715,133.15	\$ 32,715,133.15		\$ 32,715,133.15
206566	PUR	295 TOB	6/30/2011	06416KUV0	BANK OF NOVA SCOTIA	0.08	7/29/2011	0.08	\$ 19,000,000.00	\$ 18,998,775.56		\$ 18,998,775.56
206567	PUR	295 TOB	6/30/2011	1667T1UB5	CHEVRON CORPORATION	0.02	7/11/2011	0.02	\$ 19,000,000.00	\$ 18,999,883.89		\$ 18,999,883.89
206223	PUR	301 REG	6/30/2011	3133745B2	FHLB MULTI STEP COUPON BOND	1.50	6/30/2016	1.51	\$ 10,000,000.00	\$ 9,995,000.00		\$ 9,995,000.00
206083	PUR	301 REG	6/30/2011	3133747E4	FHLB MULTI STEP COUPON BOND	1.25	12/30/2015	1.25	\$ 10,000,000.00	\$ 10,000,000.00		\$ 10,000,000.00
206527	PUR	301 REG	6/30/2011	313374KY5	FHLB DEBENTURE	0.40	4/30/2013	0.47	\$ 5,000,000.00	\$ 4,993,750.00		\$ 4,993,750.00
206563	PUR	300 REG	6/30/2011	313396KH5	FHLMC DISCOUNT NOTE	0.01	8/12/2011	0.01	\$ 50,000,000.00	\$ 49,999,402.78		\$ 49,999,402.78
206470	PUR	301 REG	6/30/2011	3134G2PK2	FHLMC DEBENTURE	2.25	12/30/2016	2.25	\$ 7,000,000.00	\$ 7,000,000.00		\$ 7,000,000.00
206472	PUR	301 REG	6/30/2011	3134G2PL0	FHLMC MULTI STEP COUPON BOND(4X)	0.50	6/30/2014	0.50	\$ 15,000,000.00	\$ 15,000,000.00		\$ 15,000,000.00
206568	PUR	295 TOB	6/30/2011	313588KN4	FNMA DISCOUNT NOTE	0.01	8/17/2011	0.01	\$ 50,000,000.00	\$ 49,999,333.33		\$ 49,999,333.33
206572	PUR	295 TOB	6/30/2011	313588KN4	FNMA DISCOUNT NOTE	0.01	8/17/2011	0.01	\$ 7,003,906.63	\$ 7,002,906.63		\$ 7,002,906.63
206564	PUR	300 REG	6/30/2011	313588KN4	FNMA DISCOUNT NOTE	0.01	8/17/2011	0.01	\$ 50,000,000.00	\$ 49,999,333.33		\$ 49,999,333.33
206497	PUR	301 REG	6/30/2011	3135G0BS1	FNMA MULTI STEP COUPON BOND	0.75	6/30/2014	0.75	\$ 10,000,000.00	\$ 10,000,000.00		\$ 10,000,000.00
206528	PUR	301 REG	6/30/2011	3136FRXK4	FNMA MULTI STEP COUPON BOND	1.25	12/30/2016	1.25	\$ 10,000,000.00	\$ 10,000,000.00		\$ 10,000,000.00
206565	PUR	300 REG	6/30/2011	36959SVK6	GENERAL ELECTRIC CAPITAL SERV	0.09	8/19/2011	0.09	\$ 50,000,000.00	\$ 49,993,750.00		\$ 49,993,750.00
193190	CNTR	300 REG	6/30/2011	NOWSW3006	NOW ACCOUNT - SWEEP ACT - 300	0.10		0.10	\$ 98,257,188.28	\$ 98,257,188.28		\$ 98,257,188.28
									\$ 7,524,156,237.47	\$ 7,523,527,734.80	\$ 181,254.90	\$ 7,523,708,989.70
201947	SALE	304 REG	6/1/2011	912828PE4	US TREASURY NOTE	1.25	10/31/2015		\$ 15,000,000.00	\$ 14,885,156.25	\$ 16,304.35	\$ 14,901,460.60
197624	CALL	303 SPRJ	6/1/2011	LD1005213	CITIZENS SAVINGS BANK, MARTINS F	0.15	6/1/2012		\$ 8,227.34	\$ 8,227.34		\$ 8,227.34
197625	CALL	303 SPRJ	6/1/2011	LD1005221	U.S. BANK, N.A.	0.15	6/1/2012		\$ 18,721.78	\$ 18,721.78		\$ 18,721.78
197647	CALL	303 SPRJ	6/1/2011	LD1005247	FIRST NATIONAL BANK, BELLEVUE	0.15	6/1/2012		\$ 12,717.93	\$ 12,717.93		\$ 12,717.93
197648	CALL	303 SPRJ	6/1/2011	LD1005254	HENRY COUNTY BANK	0.15	6/1/2012		\$ 1,313.07	\$ 1,313.07		\$ 1,313.07
197649	CALL	303 SPRJ	6/1/2011	LD1005262	WESTERN RESERVE BANK	0.15	6/1/2012		\$ 15,064.85	\$ 15,064.85		\$ 15,064.85
197650	CALL	303 SPRJ	6/1/2011	LD1005270	WESTERN RESERVE BANK	0.15	6/1/2012		\$ 3,929.54	\$ 3,929.54		\$ 3,929.54
193190	WTHD	300 REG	6/1/2011	NOWSW3006	NOW ACCOUNT - SWEEP ACT - 300				\$ 74,216,345.78	\$ 74,216,345.78		\$ 74,216,345.78
201874	SALE	304 REG	6/2/2011	912828PE4	US TREASURY NOTE	1.25	10/31/2015		\$ 20,000,000.00	\$ 19,884,375.00	\$ 22,418.48	\$ 19,906,793.48
201909	SALE	304 REG	6/2/2011	912828PE4	US TREASURY NOTE	1.25	10/31/2015		\$ 35,000,000.00	\$ 34,834,570.31	\$ 39,232.34	\$ 34,873,802.65
194300	CALL	303 SPRJ	6/2/2011	LD1002228	CORTLAND SAVINGS & BANKING CO	0.15	12/2/2011		\$ 2,315.95	\$ 2,315.95		\$ 2,315.95
194301	CALL	303 SPRJ	6/2/2011	LD1002236	CORTLAND SAVINGS & BANKING CO	0.15	12/2/2011		\$ 10,368.73	\$ 10,368.73		\$ 10,368.73
194302	CALL	303 SPRJ	6/2/2011	LD1002244	CITIZENS SAVINGS BANK, MARTINS F	0.15	12/2/2011		\$ 2,332.27	\$ 2,332.27		\$ 2,332.27
194303	CALL	303 SPRJ	6/2/2011	LD1002251	CITIZENS SAVINGS BANK, MARTINS F	0.15	12/2/2011		\$ 2,159.19	\$ 2,159.19		\$ 2,159.19
194306	CALL	303 SPRJ	6/2/2011	LD1002269	FARMERS & MERCHANTS STATE BANK	0.15	12/2/2011		\$ 15,900.82	\$ 15,900.82		\$ 15,900.82
194312	CALL	303 SPRJ	6/2/2011	LD1002277	COMMERCIAL SAVINGS BANK, UPPER S	0.15	12/2/2011		\$ 5,794.36	\$ 5,794.36		\$ 5,794.36
204048	CALL	301 REG	6/3/2011	313371QX7	FHLB DEBENTURE	0.63	12/3/2012		\$ 15,000,000.00	\$ 15,000,000.00		\$ 15,000,000.00
204464	CALL	301 REG	6/3/2011	313372FV1	FHLB DEBENTURE	1.50	2/3/2014		\$ 5,000,000.00	\$ 5,000,000.00		\$ 5,000,000.00
205255	CALL	301 REG	6/3/2011	3134G1SB1	FHLMC DEBENTURE	1.15	9/3/2013		\$ 10,000,000.00	\$ 10,000,000.00		\$ 10,000,000.00
202461	CALL	303 SPRJ	6/3/2011	LD1102671	HUNTINGTON NATIONAL BANK, NA	0.15	12/3/2012		\$ 60,090.04	\$ 60,090.04		\$ 60,090.04
202474	CALL	303 SPRJ	6/3/2011	LD1102689	HUNTINGTON NATIONAL BANK, NA	0.15	12/3/2012		\$ 6,788.43	\$ 6,788.43		\$ 6,788.43
202477	CALL	303 SPRJ	6/3/2011	LD1102697	FIRST CITIZENS NATIONAL BANK	0.15	12/3/2012		\$ 5,401.77	\$ 5,401.77		\$ 5,401.77
197722	CALL	303 SPRJ	6/4/2011	LD1005296	PEOPLES BANK, N.A. MARIETTA	0.15	6/4/2012		\$ 8,250.16	\$ 8,250.16		\$ 8,250.16
197723	CALL	303 SPRJ	6/4/2011	LD1005304	National Bank of Oak Harbor DNU	0.15	6/4/2012		\$ 24,181.47	\$ 24,181.47		\$ 24,181.47
197724	CALL	303 SPRJ	6/4/2011	LD1005312	FARMERS & MERCHANTS STATE BANK	0.15	6/4/2012		\$ 11,796.52	\$ 11,796.52		\$ 11,796.52
197727	CALL	303 SPRJ	6/4/2011	LD1005320	CITIZENS SAVINGS BANK, MARTINS F	0.15	6/4/2012		\$ 4,708.15	\$ 4,708.15		\$ 4,708.15
197730	CALL	303 SPRJ	6/4/2011	LD1005338	CITIZENS SAVINGS BANK, MARTINS F	0.15	6/4/2012		\$ 12,685.87	\$ 12,685.87		\$ 12,685.87
205194	CALL	301 REG	6/6/2011	313373JU7	FHLB DEBENTURE	1.00	5/6/2013		\$ 5,000,000.00	\$ 5,000,000.00		\$ 5,000,000.00
202494	CALL	303 SPRJ	6/6/2011	LD1102705	FARMERS NATIONAL BANK, CANFIELD	0.15	12/6/2012		\$ 161,373.03	\$ 161,373.03		\$ 161,373.03
202495	CALL	303 SPRJ	6/6/2011	LD1102713	HUNTINGTON NATIONAL BANK, NA	0.15	12/6/2012		\$ 3,551.61	\$ 3,551.61		\$ 3,551.61
202496	CALL	303 SPRJ	6/6/2011	LD1102721	HUNTINGTON NATIONAL BANK, NA	0.15	12/6/2012		\$ 4,556.63	\$ 4,556.63		\$ 4,556.63
202497	CALL	303 SPRJ	6/6/2011	LD1102739	HUNTINGTON NATIONAL BANK, NA	0.15	12/6/2012		\$ 27,755.18	\$ 27,755.18		\$ 27,755.18
193190	WTHD	300 REG	6/6/2011	NOWSW3006	NOW ACCOUNT - SWEEP ACT - 300				\$ 71,904,002.17	\$ 71,904,002.17		\$ 71,904,002.17
194324	CALL	303 SPRJ	6/7/2011	LD1002319	PARK NATIONAL BANK	0.15	12/7/2011		\$ 2,313.78	\$ 2,313.78		\$ 2,313.78
197740	CALL	303 SPRJ	6/7/2011	LD1005346	FIRST NATIONAL BANK, BELLEVUE	0.15	6/7/2012		\$ 11,220.58	\$ 11,220.58		\$ 11,220.58
202525	CALL	303 SPRJ	6/7/2011	LD1102747	CITIZENS NATIONAL OF BLUFFTON	0.15	12/7/2012		\$ 94,118.95	\$ 94,118.95		\$ 94,118.95
202526	CALL	303 SPRJ	6/7/2011	LD1102754	HUNTINGTON NATIONAL BANK, NA	0.15	12/7/2012		\$ 7,770.35	\$ 7,770.35		\$ 7,770.35
202527	CALL	303 SPRJ	6/7/2011	LD1102762	HUNTINGTON NATIONAL BANK, NA	0.15	12/7/2012		\$ 38,225.92	\$ 38,225.92		\$ 38,225.92
202529	CALL	303 SPRJ	6/7/2011	LD1102788	U.S. BANK, N.A.	0.15	12/7/2012		\$ 5,529.47	\$ 5,529.47		\$ 5,529.47
202575	CALL	303 SPRJ	6/7/2011	LD1102804	SIGNATURE BANK, N.A.	0.15	12/7/2012		\$ 1,089.35	\$ 1,089.35		\$ 1,089.35
202576	CALL	303 SPRJ	6/7/2011	LD1102812	SIGNATURE BANK, N.A.	0.15	12/7/2012		\$ 6,865.57	\$ 6,865.57		\$ 6,865.57
202579	CALL	303 SPRJ	6/7/2011	LD1102820	PARK NATIONAL BANK	0.15	12/7/2012		\$ 12,456.02	\$ 12,456.02		\$ 12,456.02
202580	CALL	303 SPRJ	6/7/2011	LD1102838	PARK NATIONAL BANK	0.15	12/7/2012		\$ 13,877.67	\$ 13,877.67		\$ 13,877.67
194983	WTHD	304 REG	6/7/2011	MMKT00177	KEY/TOS INVESTMENT MATURITIES				\$ 14,800,321.61	\$ 14,800,321.61		\$ 14,800,321.61
206060	SALE	304 REG	6/8/2011	912828QP8	US TREASURY NOTE	1.75	5/31/2016		\$ 10,000,000.00	\$ 10,075,000.00	\$ 3,825.14	\$ 10,078,825.14
206062	SALE	304 REG	6/8/2011	912828QP8	US TREASURY NOTE	1.75	5/31/2016		\$ 5,000,000.00	\$ 5,036,718.75	\$ 1,912.57	\$ 5,038,631.32
206078	SALE	304 REG	6/8/2011	912828QP8	US TREASURY NOTE	1.75	5/31/2016		\$ 5,000,000.00	\$ 5,034,375.00	\$ 1,912.57	\$ 5,036,287.57
205924	SALE	303 SPRJ	6/8/2011	AG1106305	NCB, FSB		4/12/2012		\$ 100,000.00	\$ 100,000.00		\$ 100,000.00
197780	CALL	303 SPRJ	6/8/2011	LD1005361	FARMERS CITIZENS BANK, BUCYRUS	0.15	6/8/2012		\$ 20,984.67	\$ 20,984.67		\$ 20,984.67
197783	CALL	303 SPRJ	6/8/2011	LD1005379	FARMERS CITIZENS BANK, BUCYRUS	0.15	6/8/2012		\$ 20,474.77	\$ 20,474.77		\$ 20,474.77
197785	CALL	303 SPRJ	6/8/2011	LD1005387	FIRST CITIZENS NATIONAL BANK	0.15	6/8/2012		\$ 9,179.64	\$ 9,179.64		\$ 9,179.64
197791	CALL	303 SPRJ	6/8/2011	LD1005395	HUNTINGTON NATIONAL BANK, NA	0.15	6/8/2012		\$ 22,493.18	\$ 22,493.18		\$ 22,493.18

PGM: INVS_MONTHEND_TRANSACTIONS
 SOURCE: VisualQED
 MODEL: TRANSACTION
 BASIS: SETTLEMENT
 BEGIN: 6/1/2011
 END: 6/30/2011

JOSH MANDEL
 TREASURER, STATE OF OHIO
 INVESTMENT TRANSACTION REPORT

TRANSACTIONS FOR 06/01/11 TO 06/30/11

INVT#	TXN	FUND	SETTLE	CUSIP	DESCRIPTION	RATE	MATURITY	PUR YIELD	PAR AMOUNT	PRIN/PROC	P/S INTEREST	SETTLE AMT
197792	CALL	303 SPRJ	6/8/2011	LD1005403	CITIZENS SAVINGS BANK, MARTINS F	0.15	6/8/2012		\$ 5,636.30	\$ 5,636.30		\$ 5,636.30
197793	CALL	303 SPRJ	6/8/2011	LD1005411	MECHANICS SAVINGS BANK	0.15	6/8/2012		\$ 4,946.53	\$ 4,946.53		\$ 4,946.53
197823	CALL	303 SPRJ	6/8/2011	LD1005429	FIRST CITIZENS NATIONAL BANK	0.15	6/8/2012		\$ 7,986.73	\$ 7,986.73		\$ 7,986.73
197824	CALL	303 SPRJ	6/8/2011	LD1005437	WESTERN RESERVE BANK	0.15	6/8/2012		\$ 5,833.83	\$ 5,833.83		\$ 5,833.83
197826	CALL	303 SPRJ	6/8/2011	LD1005445	WESTERN RESERVE BANK	0.15	6/8/2012		\$ 3,696.81	\$ 3,696.81		\$ 3,696.81
197869	CALL	303 SPRJ	6/8/2011	LD1005452	HOME SAVINGS BANK, KENT	0.15	6/8/2012		\$ 16,366.91	\$ 16,366.91		\$ 16,366.91
197870	CALL	303 SPRJ	6/8/2011	LD1005460	HUNTINGTON NATIONAL BANK, NA	0.15	6/8/2012		\$ 5,739.37	\$ 5,739.37		\$ 5,739.37
197871	CALL	303 SPRJ	6/8/2011	LD1005478	HUNTINGTON NATIONAL BANK, NA	0.15	6/8/2012		\$ 19,860.16	\$ 19,860.16		\$ 19,860.16
197872	CALL	303 SPRJ	6/8/2011	LD1005486	WESTERN RESERVE BANK	0.15	6/8/2012		\$ 9,699.98	\$ 9,699.98		\$ 9,699.98
197873	CALL	303 SPRJ	6/8/2011	LD1005494	FIRST NATIONAL BANK, NEW BREMEN	0.15	6/8/2012		\$ 23,780.00	\$ 23,780.00		\$ 23,780.00
197874	CALL	303 SPRJ	6/8/2011	LD1005502	FARMERS CITIZENS BANK, BUCYRUS	0.15	6/8/2012		\$ 131,603.64	\$ 131,603.64		\$ 131,603.64
197875	CALL	303 SPRJ	6/8/2011	LD1005510	First-Knox NB, div Park NB	0.15	6/8/2012		\$ 33,156.55	\$ 33,156.55		\$ 33,156.55
194983	WTHD	304 REG	6/8/2011	MMKT00177	KEY/TOS INVESTMENT MATURITIES				\$ 22,291.593.05	\$ 22,291.593.05		\$ 22,291.593.05
204463	CALL	301 REG	6/9/2011	31398A6U1	FNMA DEBENTURE	1.10	12/9/2013		\$ 5,000,000.00	\$ 5,000,000.00		\$ 5,000,000.00
201819	SALE	304 REG	6/9/2011	912828PE4	US TREASURY NOTE	1.25	10/31/2015		\$ 25,000,000.00	\$ 25,000,000.00	\$ 33,967.39	\$ 25,033,967.39
204974	SALE	303 SPRJ	6/9/2011	EC1100832	CONSUMERS NATIONAL BANK	0.15	4/12/2013		\$ 15,750.00	\$ 15,750.00	\$ 3.74	\$ 15,753.74
194343	CALL	303 SPRJ	6/9/2011	LD1002327	FARMERS & MERCHANTS STATE BANK	0.15	12/9/2011		\$ 37,471.78	\$ 37,471.78		\$ 37,471.78
194344	CALL	303 SPRJ	6/9/2011	LD1002335	U.S. BANK, N.A.	0.15	12/9/2011		\$ 8,032.93	\$ 8,032.93		\$ 8,032.93
194354	CALL	303 SPRJ	6/9/2011	LD1002343	HUNTINGTON NATIONAL BANK, NA	0.15	12/9/2011		\$ 16,372.06	\$ 16,372.06		\$ 16,372.06
194355	CALL	303 SPRJ	6/9/2011	LD1002350	HUNTINGTON NATIONAL BANK, NA	0.15	12/9/2011		\$ 3,105.46	\$ 3,105.46		\$ 3,105.46
194362	CALL	303 SPRJ	6/9/2011	LD1002368	KEYBANK, NA	0.15	12/9/2011		\$ 15,931.23	\$ 15,931.23		\$ 15,931.23
194363	CALL	303 SPRJ	6/9/2011	LD1002376	CROGHAN COLONIAL BANK	0.15	12/9/2011		\$ 7,892.26	\$ 7,892.26		\$ 7,892.26
194364	CALL	303 SPRJ	6/9/2011	LD1002384	OLD FORT BANKING COMPANY	0.15	12/9/2011		\$ 15,659.95	\$ 15,659.95		\$ 15,659.95
194379	CALL	303 SPRJ	6/9/2011	LD1002392	OLD FORT BANKING COMPANY	0.15	12/9/2011		\$ 28,297.43	\$ 28,297.43		\$ 28,297.43
194380	CALL	303 SPRJ	6/9/2011	LD1002400	FIRST FEDERAL BANK OF THE MIDWEST	0.15	12/9/2011		\$ 5,028.76	\$ 5,028.76		\$ 5,028.76
193190	WTHD	300 REG	6/9/2011	NOWSW3006	NOW ACCOUNT - SWEEP ACT - 300				\$ 40,493,591.05	\$ 40,493,591.05		\$ 40,493,591.05
154433	WTHD	300 REG	6/9/2011	STAR30012	STAR OHIO 10010				\$ 23,935,000.00	\$ 23,935,000.00		\$ 23,935,000.00
203968	CALL	301 REG	6/10/2011	31331KDP2	FFCB DEBENTURE	1.55	3/10/2014		\$ 25,000,000.00	\$ 25,000,000.00		\$ 25,000,000.00
205860	CALL	301 REG	6/10/2011	313370XP8	FHLB DEBENTURE	1.65	12/22/2014	1.65	\$ 10,000,000.00	\$ 10,000,000.00		\$ 10,000,000.00
202637	CALL	303 SPRJ	6/10/2011	LD1102853	WESTFIELD BANK, FSB	0.15	12/10/2012		\$ 6,719.57	\$ 6,719.57		\$ 6,719.57
202645	CALL	303 SPRJ	6/10/2011	LD1102861	HUNTINGTON NATIONAL BANK, NA	0.15	12/10/2012		\$ 53,422.60	\$ 53,422.60		\$ 53,422.60
202646	CALL	303 SPRJ	6/10/2011	LD1102879	CONSUMERS NATIONAL BANK	0.15	12/10/2012		\$ 3,400.69	\$ 3,400.69		\$ 3,400.69
202647	CALL	303 SPRJ	6/10/2011	LD1102887	CONSUMERS NATIONAL BANK	0.15	12/10/2012		\$ 4,145.45	\$ 4,145.45		\$ 4,145.45
194983	WTHD	304 REG	6/10/2011	MMKT00177	KEY/TOS INVESTMENT MATURITIES				\$ 62,562.72	\$ 62,562.72		\$ 62,562.72
206149	SALE	304 REG	6/13/2011	912828QP8	US TREASURY NOTE	1.75	5/31/2016		\$ 10,103,125.00	\$ 10,103,125.00	\$ 6,215.85	\$ 10,109,340.85
206156	SALE	304 REG	6/13/2011	912828QP8	US TREASURY NOTE	1.75	5/31/2016		\$ 10,091,406.25	\$ 10,091,406.25	\$ 6,215.85	\$ 10,097,622.10
202661	CALL	303 SPRJ	6/13/2011	LD1102895	HOME SAVINGS BANK, KENT	0.15	12/13/2012		\$ 6,269.61	\$ 6,269.61		\$ 6,269.61
202662	CALL	303 SPRJ	6/13/2011	LD1102903	OLD FORT BANKING COMPANY	0.15	12/13/2012		\$ 17,815.05	\$ 17,815.05		\$ 17,815.05
202663	CALL	303 SPRJ	6/13/2011	LD1102911	FORT JENNINGS STATE BANK	0.15	12/13/2012		\$ 6,938.85	\$ 6,938.85		\$ 6,938.85
202664	CALL	303 SPRJ	6/13/2011	LD1102929	FIRST FINANCIAL BANK, NA	0.15	12/13/2012		\$ 31,430.19	\$ 31,430.19		\$ 31,430.19
193190	WTHD	300 REG	6/13/2011	NOWSW3006	NOW ACCOUNT - SWEEP ACT - 300				\$ 21,316,473.24	\$ 21,316,473.24		\$ 21,316,473.24
205383	CALL	301 REG	6/14/2011	3133714L7	FHLB DEBENTURE	1.60	10/6/2014		\$ 1,551,724.14	\$ 1,551,724.14		\$ 1,551,724.14
206198	SALE	304 REG	6/14/2011	912828QP8	US TREASURY NOTE	1.75	5/31/2016		\$ 10,079,687.50	\$ 10,079,687.50	\$ 6,693.99	\$ 10,086,381.49
194389	CALL	303 SPRJ	6/14/2011	LD1002426	Second NB, div Park NB	0.15	12/14/2011		\$ 100,521.21	\$ 100,521.21		\$ 100,521.21
194395	CALL	303 SPRJ	6/14/2011	LD1002434	FARMERS & MERCHANTS STATE BANK	0.15	12/14/2011		\$ 6,522.04	\$ 6,522.04		\$ 6,522.04
194396	CALL	303 SPRJ	6/14/2011	LD1002442	FARMERS & MERCHANTS STATE BANK	0.15	12/14/2011		\$ 15,943.41	\$ 15,943.41		\$ 15,943.41
197905	CALL	303 SPRJ	6/14/2011	LD1005528	FAHEY BANKING COMPANY	0.15	6/14/2012		\$ 11,706.85	\$ 11,706.85		\$ 11,706.85
202687	CALL	303 SPRJ	6/14/2011	LD1102937	FARMERS NATIONAL BANK, CANFIELD	0.15	12/14/2012		\$ 10,592.49	\$ 10,592.49		\$ 10,592.49
202688	CALL	303 SPRJ	6/14/2011	LD1102945	FARMERS & MERCHANTS STATE BANK	0.15	12/14/2012		\$ 12,732.49	\$ 12,732.49		\$ 12,732.49
202689	CALL	303 SPRJ	6/14/2011	LD1102952	CORTLAND SAVINGS & BANKING CO	0.15	12/14/2012		\$ 6,132.15	\$ 6,132.15		\$ 6,132.15
202710	CALL	303 SPRJ	6/14/2011	LD1102960	FIRST CITIZENS NATIONAL BANK	0.15	12/14/2012		\$ 9,933.39	\$ 9,933.39		\$ 9,933.39
202740	CALL	303 SPRJ	6/14/2011	LD1102978	FIRST CITIZENS NATIONAL BANK	0.15	12/14/2012		\$ 5,990.63	\$ 5,990.63		\$ 5,990.63
194983	WTHD	304 REG	6/14/2011	MMKT00177	KEY/TOS INVESTMENT MATURITIES				\$ 3,444,058.43	\$ 3,444,058.43		\$ 3,444,058.43
193190	WTHD	300 REG	6/14/2011	NOWSW3006	NOW ACCOUNT - SWEEP ACT - 300				\$ 32,045,112.25	\$ 32,045,112.25		\$ 32,045,112.25
198475	CALL	301 REG	6/15/2011	3136FMS96	FNMA DEBENTURE	2.25	7/15/2015		\$ 13,000,000.00	\$ 13,000,000.00		\$ 13,000,000.00
197937	CALL	303 SPRJ	6/15/2011	LD1005536	STATE BANK & TRUST COMPANY	0.15	6/15/2012		\$ 18,435.91	\$ 18,435.91		\$ 18,435.91
197938	CALL	303 SPRJ	6/15/2011	LD1005544	U.S. BANK, N.A.	0.15	6/15/2012		\$ 3,096.80	\$ 3,096.80		\$ 3,096.80
197972	CALL	303 SPRJ	6/15/2011	LD1005551	CITIZENS NATIONAL OF BLUFFTON	0.15	6/15/2012		\$ 5,001.83	\$ 5,001.83		\$ 5,001.83
197973	CALL	303 SPRJ	6/15/2011	LD1005569	CITIZENS NATIONAL OF BLUFFTON	0.15	6/15/2012		\$ 19,833.80	\$ 19,833.80		\$ 19,833.80
197975	CALL	303 SPRJ	6/15/2011	LD1005585	CF BANK *	0.15	6/15/2012		\$ 25,308.07	\$ 25,308.07		\$ 25,308.07
197976	CALL	303 SPRJ	6/15/2011	LD1005593	FORT JENNINGS STATE BANK	0.15	6/15/2012		\$ 12,273.65	\$ 12,273.65		\$ 12,273.65
198009	CALL	303 SPRJ	6/15/2011	LD1005601	FARMERS NATIONAL BANK, CANFIELD	0.15	6/15/2012		\$ 7,834.21	\$ 7,834.21		\$ 7,834.21
198026	CALL	303 SPRJ	6/15/2011	LD1005619	OHIO VALLEY BANK COMPANY	0.15	6/15/2012		\$ 8,485.94	\$ 8,485.94		\$ 8,485.94
194983	WTHD	304 REG	6/15/2011	MMKT00177	KEY/TOS INVESTMENT MATURITIES				\$ 72,982,373.48	\$ 72,982,373.48		\$ 72,982,373.48
206222	SALE	304 REG	6/16/2011	912828QP8	US TREASURY NOTE	1.75	5/31/2016		\$ 5,030,468.75	\$ 5,030,468.75	\$ 3,825.14	\$ 5,034,293.89
206228	SALE	304 REG	6/16/2011	912828QP8	US TREASURY NOTE	1.75	5/31/2016		\$ 5,033,984.37	\$ 5,033,984.37	\$ 3,825.14	\$ 5,037,809.51
206229	SALE	304 REG	6/16/2011	912828QP8	US TREASURY NOTE	1.75	5/31/2016		\$ 10,062,500.00	\$ 10,062,500.00	\$ 7,650.27	\$ 10,070,150.27
206230	SALE	304 REG	6/16/2011	912828QP8	US TREASURY NOTE	1.75	5/31/2016		\$ 10,068,750.00	\$ 10,068,750.00	\$ 7,650.27	\$ 10,076,400.27
194410	CALL	303 SPRJ	6/16/2011	LD1002467	CITIZENS NATIONAL BANK, CHILLICO	0.15	12/16/2011		\$ 14,723.14	\$ 14,723.14		\$ 14,723.14
194411	CALL	303 SPRJ	6/16/2011	LD1002475	LORAIN NATIONAL BANK	0.15	12/16/2011		\$ 11,949.16	\$ 11,949.16		\$ 11,949.16
194419	CALL	303 SPRJ	6/16/2011	LD1002491	CITIZENS NATIONAL OF BLUFFTON	0.15	12/16/2011		\$ 6,145.12	\$ 6,145.12		\$ 6,145.12
194420	CALL	303 SPRJ	6/16/2011	LD1002509	OLD FORT BANKING COMPANY	0.15	12/16/2011		\$ 7,262.53	\$ 7,262.53		\$ 7,262.53

PGM: INVS_MONTHEND_TRANSACTIONS
 SOURCE: VisualQED
 MODEL: TRANSACTION
 BASIS: SETTLEMENT
 BEGIN: 6/1/2011
 END: 6/30/2011

JOSH MANDEL
 TREASURER, STATE OF OHIO
 INVESTMENT TRANSACTION REPORT

TRANSACTIONS FOR 06/01/11 TO 06/30/11

INVST#	TXN	FUND	SETTLE	CUSIP	DESCRIPTION	RATE	MATURITY	PUR YIELD	PAR AMOUNT	PRIN/PROC	P/S INTEREST	SETTLE AMT
194426	CALL	303 SPRJ	6/16/2011	LD1002525	FARMERS NATIONAL BANK, CANFIELD	0.15	12/16/2011		\$ 16,563.32	\$ 16,563.32		\$ 16,563.32
194427	CALL	303 SPRJ	6/16/2011	LD1002533	FARMERS & MERCHANTS STATE BANK	0.15	12/16/2011		\$ 2,225.26	\$ 2,225.26		\$ 2,225.26
194428	CALL	303 SPRJ	6/16/2011	LD1002541	MINSTER BANK	0.15	12/16/2011		\$ 53,143.21	\$ 53,143.21		\$ 53,143.21
193190	WTHD	300 REG	6/16/2011	NOWSW3006	NOW ACCOUNT - SWEEP ACT - 300				\$ 101,793.153.62	\$ 101,793.153.62		\$ 101,793.153.62
201817	SALE	304 REG	6/17/2011	912828PE4	US TREASURY NOTE	1.25	10/31/2015		\$ 25,000,000.00	\$ 25,031,250.00	\$ 40,760.87	\$ 25,072,010.87
201846	SALE	304 REG	6/17/2011	912828PE4	US TREASURY NOTE	1.25	10/31/2015		\$ 35,000,000.00	\$ 35,043,750.00	\$ 57,065.22	\$ 35,100,815.22
206148	SALE	304 REG	6/17/2011	912828QP8	US TREASURY NOTE	1.75	5/31/2016		\$ 5,000,000.00	\$ 5,057,812.50	\$ 4,064.21	\$ 5,061,876.71
206150	SALE	304 REG	6/17/2011	912828QP8	US TREASURY NOTE	1.75	5/31/2016		\$ 10,000,000.00	\$ 10,109,375.00	\$ 8,128.42	\$ 10,117,503.42
202773	CALL	303 SPRJ	6/17/2011	LD1102986	HUNTINGTON NATIONAL BANK, NA	0.15	12/17/2012		\$ 54,948.51	\$ 54,948.51		\$ 54,948.51
202774	CALL	303 SPRJ	6/17/2011	LD1102994	FIRST FEDERAL BANK OF THE MIDWEST	0.15	12/17/2012		\$ 5,525.38	\$ 5,525.38		\$ 5,525.38
193190	WTHD	300 REG	6/17/2011	NOWSW3006	NOW ACCOUNT - SWEEP ACT - 300				\$ 103,353,744.48	\$ 103,353,744.48		\$ 103,353,744.48
198043	CALL	303 SPRJ	6/18/2011	LD1005627	FIRST FINANCIAL BANK, NA	0.15	6/18/2012		\$ 33,000.00	\$ 33,000.00		\$ 33,000.00
198044	CALL	303 SPRJ	6/18/2011	LD1005635	FIRST CITIZENS NATIONAL BANK	0.15	6/18/2012		\$ 2,524.45	\$ 2,524.45		\$ 2,524.45
202807	CALL	303 SPRJ	6/20/2011	LD1103018	FIRST FINANCIAL BANK, NA	0.15	12/20/2012		\$ 11,494.25	\$ 11,494.25		\$ 11,494.25
202808	CALL	303 SPRJ	6/20/2011	LD1103026	FIRST FINANCIAL BANK, NA	0.15	12/20/2012		\$ 6,410.25	\$ 6,410.25		\$ 6,410.25
194983	WTHD	304 REG	6/20/2011	MMKT00177	KEY/TOS INVESTMENT MATURITIES				\$ 19,996,500.00	\$ 19,996,500.00		\$ 19,996,500.00
201818	SALE	304 REG	6/21/2011	912828PE4	US TREASURY NOTE	1.25	10/31/2015		\$ 35,000,000.00	\$ 35,000,000.00	\$ 61,820.65	\$ 35,061,820.65
194440	CALL	303 SPRJ	6/21/2011	LD1002558	U.S. BANK, N.A.	0.15	12/21/2011		\$ 2,303.89	\$ 2,303.89		\$ 2,303.89
194441	CALL	303 SPRJ	6/21/2011	LD1002566	PARK NATIONAL BANK	0.15	12/21/2011		\$ 44,925.49	\$ 44,925.49		\$ 44,925.49
194442	CALL	303 SPRJ	6/21/2011	LD1002574	Second NB, div Park NB	0.15	12/21/2011		\$ 13,458.15	\$ 13,458.15		\$ 13,458.15
194443	CALL	303 SPRJ	6/21/2011	LD1002582	CROGHAN COLONIAL BANK	0.15	12/21/2011		\$ 5,543.39	\$ 5,543.39		\$ 5,543.39
198105	CALL	303 SPRJ	6/21/2011	LD1005643	CF BANK *	0.15	6/21/2012		\$ 11,003.89	\$ 11,003.89		\$ 11,003.89
198106	CALL	303 SPRJ	6/21/2011	LD1005650	FORT JENNINGS STATE BANK	0.15	6/21/2012		\$ 1,790.41	\$ 1,790.41		\$ 1,790.41
198107	CALL	303 SPRJ	6/21/2011	LD1005668	FIFTH THIRD BANK	0.15	6/21/2012		\$ 30,731.72	\$ 30,731.72		\$ 30,731.72
198108	CALL	303 SPRJ	6/21/2011	LD1005676	OLD FORT BANKING COMPANY	0.15	6/21/2012		\$ 7,689.46	\$ 7,689.46		\$ 7,689.46
202838	CALL	303 SPRJ	6/21/2011	LD1103034	MIDDLEFIELD BANKING CO	0.15	12/21/2012		\$ 29,290.71	\$ 29,290.71		\$ 29,290.71
202839	CALL	303 SPRJ	6/21/2011	LD1103042	FARMERS & MERCHANTS STATE BANK	0.15	12/21/2012		\$ 33,508.43	\$ 33,508.43		\$ 33,508.43
202896	CALL	303 SPRJ	6/21/2011	LD1103059	FIRST NATIONAL BANK OF WELLSTON	0.15	12/21/2012		\$ 4,929.71	\$ 4,929.71		\$ 4,929.71
202894	CALL	303 SPRJ	6/21/2011	LD1103067	NORTH VALLEY BANK	0.15	12/21/2012		\$ 4,474.26	\$ 4,474.26		\$ 4,474.26
202895	CALL	303 SPRJ	6/21/2011	LD1103075	WAYNE SAVINGS COMMUNITY BANK	0.15	12/21/2012		\$ 46,916.67	\$ 46,916.67		\$ 46,916.67
193190	WTHD	300 REG	6/21/2011	NOWSW3006	NOW ACCOUNT - SWEEP ACT - 300				\$ 3,881,092.77	\$ 3,881,092.77		\$ 3,881,092.77
206362	SALE	304 REG	6/22/2011	912828QP8	US TREASURY NOTE	1.75	5/31/2016		\$ 10,000,000.00	\$ 10,100,000.00	\$ 10,519.13	\$ 10,110,519.13
194456	CALL	303 SPRJ	6/22/2011	LD1002590	Second NB, div Park NB	0.15	12/22/2011		\$ 19,672.21	\$ 19,672.21		\$ 19,672.21
194457	CALL	303 SPRJ	6/22/2011	LD1002608	OLD FORT BANKING COMPANY	0.15	12/22/2011		\$ 4,467.85	\$ 4,467.85		\$ 4,467.85
194458	CALL	303 SPRJ	6/22/2011	LD1002616	RICHWOOD BANKING COMPANY	0.15	12/22/2011		\$ 8,789.85	\$ 8,789.85		\$ 8,789.85
198111	CALL	303 SPRJ	6/22/2011	LD1005684	CITIZENS BANKING CO., SANDUSKY	0.15	6/22/2012		\$ 32,449.46	\$ 32,449.46		\$ 32,449.46
198112	CALL	303 SPRJ	6/22/2011	LD1005692	CORTLAND SAVINGS & BANKING CO	0.15	6/22/2012		\$ 4,744.48	\$ 4,744.48		\$ 4,744.48
198113	CALL	303 SPRJ	6/22/2011	LD1005700	WESTERN RESERVE BANK	0.15	6/22/2012		\$ 8,733.13	\$ 8,733.13		\$ 8,733.13
198117	CALL	303 SPRJ	6/22/2011	LD1005718	FIRST FEDERAL COMMUNITY BK DOVER	0.15	6/22/2012		\$ 10,008.36	\$ 10,008.36		\$ 10,008.36
198148	CALL	303 SPRJ	6/22/2011	LD1005726	SAVINGS BANK	0.15	6/22/2012		\$ 4,033.63	\$ 4,033.63		\$ 4,033.63
198152	CALL	303 SPRJ	6/22/2011	LD1005734	NATIONAL BANK & TRUST COMPANY	0.15	6/22/2012		\$ 7,065.87	\$ 7,065.87		\$ 7,065.87
198163	CALL	303 SPRJ	6/22/2011	LD1005742	NATIONAL BANK & TRUST COMPANY	0.15	6/22/2012		\$ 4,277.34	\$ 4,277.34		\$ 4,277.34
198170	CALL	303 SPRJ	6/22/2011	LD1005759	CROGHAN COLONIAL BANK	0.15	6/22/2012		\$ 1,540.23	\$ 1,540.23		\$ 1,540.23
198206	CALL	303 SPRJ	6/22/2011	LD1005817	GENOA BANKING COMPANY	0.15	6/22/2012		\$ 9,993.18	\$ 9,993.18		\$ 9,993.18
198209	CALL	303 SPRJ	6/22/2011	LD1005825	HUNTINGTON NATIONAL BANK, NA	0.15	6/22/2012		\$ 4,956.51	\$ 4,956.51		\$ 4,956.51
198214	CALL	303 SPRJ	6/22/2011	LD1005833	FIRST MERCHANTS BANK N.A.	0.15	6/22/2012		\$ 12,842.77	\$ 12,842.77		\$ 12,842.77
194983	WTHD	304 REG	6/22/2011	MMKT00177	KEY/TOS INVESTMENT MATURITIES				\$ 11,277,638.34	\$ 11,277,638.34		\$ 11,277,638.34
193190	WTHD	300 REG	6/22/2011	NOWSW3006	NOW ACCOUNT - SWEEP ACT - 300				\$ 60,590,064.92	\$ 60,590,064.92		\$ 60,590,064.92
194324	SALE	303 SPRJ	6/23/2011	LD1002319	PARK NATIONAL BANK	0.15	12/7/2011		\$ 141,364.51	\$ 141,364.51	\$ 9.42	\$ 141,373.93
194463	CALL	303 SPRJ	6/23/2011	LD1002624	FIRST CITIZENS NATIONAL BANK	0.15	12/23/2011		\$ 40,810.94	\$ 40,810.94		\$ 40,810.94
194475	CALL	303 SPRJ	6/23/2011	LD1002632	Second NB, div Park NB	0.15	12/23/2011		\$ 4,902.57	\$ 4,902.57		\$ 4,902.57
194476	CALL	303 SPRJ	6/23/2011	LD1002640	Second NB, div Park NB	0.15	12/23/2011		\$ 7,003.26	\$ 7,003.26		\$ 7,003.26
194983	WTHD	304 REG	6/23/2011	MMKT00177	KEY/TOS INVESTMENT MATURITIES				\$ 9,757,375.00	\$ 9,757,375.00		\$ 9,757,375.00
194983	WTHD	304 REG	6/24/2011	MMKT00177	KEY/TOS INVESTMENT MATURITIES				\$ 9,978,916.67	\$ 9,978,916.67		\$ 9,978,916.67
198259	CALL	303 SPRJ	6/25/2011	LD1005841	COMMERCIAL & SAVINGS BANK, MILLE	0.15	6/25/2012		\$ 6,925.72	\$ 6,925.72		\$ 6,925.72
198262	CALL	303 SPRJ	6/25/2011	LD1005858	FARMERS & MERCHANTS STATE BANK	0.15	6/25/2012		\$ 30,157.01	\$ 30,157.01		\$ 30,157.01
198264	CALL	303 SPRJ	6/25/2011	LD1005866	WESTERN RESERVE BANK	0.15	6/25/2012		\$ 14,767.76	\$ 14,767.76		\$ 14,767.76
198267	CALL	303 SPRJ	6/25/2011	LD1005874	FIRST FEDERAL BANK OF THE MIDWEST	0.15	6/25/2012		\$ 5,857.32	\$ 5,857.32		\$ 5,857.32
202942	CALL	303 SPRJ	6/27/2011	LD1103083	FIFTH THIRD BANK	0.15	12/27/2012		\$ 15,168.72	\$ 15,168.72		\$ 15,168.72
202943	CALL	303 SPRJ	6/27/2011	LD1103091	CF BANK *	0.15	12/27/2012		\$ 12,624.64	\$ 12,624.64		\$ 12,624.64
202944	CALL	303 SPRJ	6/27/2011	LD1103109	CROGHAN COLONIAL BANK	0.15	12/27/2012		\$ 4,802.81	\$ 4,802.81		\$ 4,802.81
202945	CALL	303 SPRJ	6/27/2011	LD1103117	CITIZENS NATIONAL OF BLUFFTON	0.15	12/27/2012		\$ 4,012.85	\$ 4,012.85		\$ 4,012.85
202946	CALL	303 SPRJ	6/27/2011	LD1103125	FIRST CITIZENS NATIONAL BANK	0.15	12/27/2012		\$ 6,832.95	\$ 6,832.95		\$ 6,832.95
194983	WTHD	304 REG	6/27/2011	MMKT00177	KEY/TOS INVESTMENT MATURITIES				\$ 54,464,000.00	\$ 54,464,000.00		\$ 54,464,000.00
193190	WTHD	300 REG	6/27/2011	NOWSW3006	NOW ACCOUNT - SWEEP ACT - 300				\$ 7,693,215.53	\$ 7,693,215.53		\$ 7,693,215.53
174457	WTHD	304 REG	6/27/2011	STAR30418	STAR OHIO 63942				\$ 30,000,000.00	\$ 30,000,000.00		\$ 30,000,000.00
203949	CALL	301 REG	6/28/2011	313372VK7	FHLB DEBENTURE	0.65	12/28/2012	0.65	\$ 25,000,000.00	\$ 25,000,000.00		\$ 25,000,000.00
196433	SALE	303 SPRJ	6/28/2011	LD1004224	FIRST NATIONAL BANK, PANDORA	0.15	4/19/2012		\$ 40,000.00	\$ 40,000.00	\$ 11.67	\$ 40,011.67
202956	CALL	303 SPRJ	6/28/2011	LD1103133	CITIZENS NATIONAL BANK, SW OHIO	0.15	12/28/2012		\$ 6,928.92	\$ 6,928.92		\$ 6,928.92
202992	CALL	303 SPRJ	6/28/2011	LD1103141	CROGHAN COLONIAL BANK	0.15	12/28/2012		\$ 5,874.54	\$ 5,874.54		\$ 5,874.54
202993	CALL	303 SPRJ	6/28/2011	LD1103158	FARMERS & MERCHANTS STATE BANK	0.15	12/28/2012		\$ 2,373.24	\$ 2,373.24		\$ 2,373.24
194983	WTHD	304 REG	6/28/2011	MMKT00177	KEY/TOS INVESTMENT MATURITIES				\$ 10,121,346.31	\$ 10,121,346.31		\$ 10,121,346.31

PGM: INVS_MONTHEND_TRANSACTIONS
SOURCE: VisualQED
MODEL: TRANSACTION
BASIS: SETTLEMENT
BEGIN: 6/1/2011
END: 6/30/2011

JOSH MANDEL
TREASURER, STATE OF OHIO
INVESTMENT TRANSACTION REPORT

TRANSACTIONS FOR 06/01/11 TO 06/30/11

INVT#	TXN	FUND	SETTLE	CUSIP	DESCRIPTION	RATE	MATURITY	PUR YIELD	PAR AMOUNT	PRIN/PROC	P/S INTEREST	SETTLE AMT
193190	WTHD	300 REG	6/28/2011	NOWSW3006	NOW ACCOUNT - SWEEP ACT - 300				\$ 62,643,229.16	\$ 62,643,229.16		\$ 62,643,229.16
183669	WTHD	296 TOB	6/28/2011	STAR29618	STAR OHIO 71106				\$ 498,682.00	\$ 498,682.00		\$ 498,682.00
194492	CALL	303 SPRJ	6/29/2011	LD1002657	FARMERS & MERCHANTS STATE BANK	0.15	12/29/2011		\$ 2,811.47	\$ 2,811.47		\$ 2,811.47
198330	CALL	303 SPRJ	6/29/2011	LD1005890	WESTFIELD BANK, FSB	0.15	6/29/2012		\$ 4,680.67	\$ 4,680.67		\$ 4,680.67
198331	CALL	303 SPRJ	6/29/2011	LD1005908	PARK NATIONAL BANK	0.15	6/29/2012		\$ 9,968.57	\$ 9,968.57		\$ 9,968.57
198332	CALL	303 SPRJ	6/29/2011	LD1005916	SIGNATURE BANK, N.A.	0.15	6/29/2012		\$ 18,940.47	\$ 18,940.47		\$ 18,940.47
198333	CALL	303 SPRJ	6/29/2011	LD1005924	WESTERN RESERVE BANK	0.15	6/29/2012		\$ 14,241.47	\$ 14,241.47		\$ 14,241.47
198334	CALL	303 SPRJ	6/29/2011	LD1005932	FORT JENNINGS STATE BANK	0.15	6/29/2012		\$ 3,650.96	\$ 3,650.96		\$ 3,650.96
198513	CALL	303 SPRJ	6/29/2011	LD1100014	HUNTINGTON NATIONAL BANK, NA	0.15	6/29/2012		\$ 35,813.03	\$ 35,813.03		\$ 35,813.03
198514	CALL	303 SPRJ	6/29/2011	LD1100022	HUNTINGTON NATIONAL BANK, NA	0.15	6/29/2012		\$ 20,443.97	\$ 20,443.97		\$ 20,443.97
198515	CALL	303 SPRJ	6/29/2011	LD1100030	FIRST CITIZENS NATIONAL BANK	0.15	6/29/2012		\$ 5,434.60	\$ 5,434.60		\$ 5,434.60
198516	CALL	303 SPRJ	6/29/2011	LD1100048	SUTTON BANK	0.15	6/29/2012		\$ 4,574.56	\$ 4,574.56		\$ 4,574.56
198517	CALL	303 SPRJ	6/29/2011	LD1100055	COMMERCIAL & SAVINGS BANK, MILLE	0.15	6/29/2012		\$ 15,886.40	\$ 15,886.40		\$ 15,886.40
198518	CALL	303 SPRJ	6/29/2011	LD1100063	CROGHAN COLONIAL BANK	0.15	6/29/2012		\$ 1,497.19	\$ 1,497.19		\$ 1,497.19
194983	WTHD	304 REG	6/29/2011	MMKT00177	KEY/TOS INVESTMENT MATURITIES				\$ 31,441,955.70	\$ 31,441,955.70		\$ 31,441,955.70
203950	CALL	301 REG	6/30/2011	313372VL5	FHLB DEBENTURE	2.63	3/30/2016		\$ 25,000,000.00	\$ 25,000,000.00		\$ 25,000,000.00
184539	WTHD	300 REG	6/30/2011	38141W273	GOLDMAN SACHS FIN SQ GOVT #465				\$ 50,000,000.00	\$ 50,000,000.00		\$ 50,000,000.00
188876	WTHD	295 TOB	6/30/2011	4812C0670	JP MORGAN US GOVT MMKT #3164				\$ 3,851,000.00	\$ 3,851,000.00		\$ 3,851,000.00
170509	WTHD	300 REG	6/30/2011	4812C0670	JP MORGAN US GOVT MMKT #3164				\$ 50,000,000.00	\$ 50,000,000.00		\$ 50,000,000.00
194521	CALL	303 SPRJ	6/30/2011	LD1002673	HUNTINGTON NATIONAL BANK, NA	0.15	12/30/2011		\$ 18,586.04	\$ 18,586.04		\$ 18,586.04
194522	CALL	303 SPRJ	6/30/2011	LD1002681	FIRST STATE BANK OF ADAMS COUNTY	0.15	12/30/2011		\$ 9,701.34	\$ 9,701.34		\$ 9,701.34
194983	WTHD	304 REG	6/30/2011	MMKT00177	KEY/TOS INVESTMENT MATURITIES				\$ 41,824,687.50	\$ 41,824,687.50		\$ 41,824,687.50
									\$ 1,477,951,374.21	\$ 1,478,513,678.89	\$ 344,032.68	\$ 1,478,857,711.57
									\$ 9,002,107,611.68	\$ 9,002,041,413.69	\$ 525,287.58	\$ 9,002,566,701.27
205977	PUR	400 STAR	6/1/2011	0027A1TG4	ABBEY NATIONAL NA, LLC	0.14	6/16/2011	0.14	\$ 44,000,000.00	\$ 43,997,433.33		\$ 43,997,433.33
205974	PUR	400 STAR	6/1/2011	06737JT21	BARCLAYS US FUNDING LLC	0.10	6/2/2011	0.10	\$ 50,000,000.00	\$ 49,999,861.11		\$ 49,999,861.11
205975	PUR	400 STAR	6/1/2011	06737JT21	BARCLAYS US FUNDING LLC	0.10	6/2/2011	0.10	\$ 44,000,000.00	\$ 43,999,877.78		\$ 43,999,877.78
205957	PUR	400 STAR	6/1/2011	313384HM4	FHLB DISCOUNT NOTE	0.08	6/29/2011	0.08	\$ 25,000,000.00	\$ 24,998,444.44		\$ 24,998,444.44
205956	PUR	400 STAR	6/1/2011	313396MQ3	FHLMC DISCOUNT NOTE	0.08	10/6/2011	0.08	\$ 25,000,000.00	\$ 24,992,944.44		\$ 24,992,944.44
205976	PUR	400 STAR	6/1/2011	4611K1TG0	INTESA FUNDING, LLC	0.18	6/16/2011	0.18	\$ 19,000,000.00	\$ 18,998,575.00		\$ 18,998,575.00
205973	PUR	400 STAR	6/1/2011	6555P1T98	NORDEA NORTH AMERICA INC	0.12	6/9/2011	0.12	\$ 50,000,000.00	\$ 49,998,722.22		\$ 49,998,722.22
205972	PUR	400 STAR	6/1/2011	90262DT21	UBS FINANCE (DE) LLC	0.11	6/2/2011	0.11	\$ 50,000,000.00	\$ 49,999,847.22		\$ 49,999,847.22
205984	PUR	400 STAR	6/2/2011	22532CT38	CREDIT AGRICOLE NORTH AMERICA	0.12	6/3/2011	0.12	\$ 44,000,000.00	\$ 43,999,853.33		\$ 43,999,853.33
205996	PUR	400 STAR	6/2/2011	313384GS2	FHLB DISCOUNT NOTE	0.05	6/10/2011	0.05	\$ 25,000,000.00	\$ 24,999,722.22		\$ 24,999,722.22
205982	PUR	400 STAR	6/2/2011	313384HG7	FHLB DISCOUNT NOTE	0.06	6/24/2011	0.06	\$ 20,000,000.00	\$ 19,999,266.67		\$ 19,999,266.67
205983	PUR	400 STAR	6/2/2011	313396LA9	FHLMC DISCOUNT NOTE	0.09	8/29/2011	0.09	\$ 25,000,000.00	\$ 24,994,805.56		\$ 24,994,805.56
205997	PUR	400 STAR	6/2/2011	313588HC2	FNMA DISCOUNT NOTE	0.06	6/20/2011	0.06	\$ 37,600,000.00	\$ 37,598,872.00		\$ 37,598,872.00
205985	PUR	400 STAR	6/2/2011	90262DT39	UBS FINANCE (DE) LLC	0.11	6/3/2011	0.11	\$ 50,000,000.00	\$ 49,999,847.22		\$ 49,999,847.22
205986	PUR	400 STAR	6/2/2011	90262DT39	UBS FINANCE (DE) LLC	0.11	6/3/2011	0.11	\$ 44,000,000.00	\$ 43,999,865.56		\$ 43,999,865.56
206017	PUR	400 STAR	6/3/2011	06737JT62	BARCLAYS US FUNDING LLC	0.10	6/6/2011	0.10	\$ 50,000,000.00	\$ 49,999,583.33		\$ 49,999,583.33
206018	PUR	400 STAR	6/3/2011	06737JT62	BARCLAYS US FUNDING LLC	0.10	6/6/2011	0.10	\$ 44,000,000.00	\$ 43,999,633.33		\$ 43,999,633.33
206014	PUR	400 STAR	6/3/2011	22532CT61	CREDIT AGRICOLE NORTH AMERICA	0.12	6/6/2011	0.12	\$ 50,000,000.00	\$ 49,999,500.00		\$ 49,999,500.00
206016	PUR	400 STAR	6/3/2011	22532CT61	CREDIT AGRICOLE NORTH AMERICA	0.12	6/6/2011	0.12	\$ 44,000,000.00	\$ 43,999,560.00		\$ 43,999,560.00
206012	PUR	400 STAR	6/3/2011	313384JX8	FHLB DISCOUNT NOTE	0.07	8/2/2011	0.07	\$ 25,000,000.00	\$ 24,997,083.33		\$ 24,997,083.33
206013	PUR	400 STAR	6/3/2011	313384LE7	FHLB DISCOUNT NOTE	0.09	9/2/2011	0.09	\$ 25,000,000.00	\$ 24,994,312.50		\$ 24,994,312.50
206011	PUR	400 STAR	6/3/2011	313396HD8	FHLMC DISCOUNT NOTE	0.06	6/21/2011	0.06	\$ 25,000,000.00	\$ 24,999,250.00		\$ 24,999,250.00
206022	PUR	400 STAR	6/3/2011	313396HW6	FHLMC DISCOUNT NOTE	0.06	7/8/2011	0.06	\$ 25,000,000.00	\$ 24,998,663.19		\$ 24,998,663.19
184488	CNTR	400 STAR	6/3/2011	38141W273	GOLDMAN SACHS FIN SQ GOVT #465	0.01			\$ 9,216,170.00	\$ 9,216,170.00		\$ 9,216,170.00
206021	PUR	400 STAR	6/3/2011	83365STH6	SOCTETE GENERALE NORTH AMERICA	0.13	6/17/2011	0.13	\$ 49,000,000.00	\$ 48,997,522.78		\$ 48,997,522.78
206019	PUR	400 STAR	6/3/2011	90262DT62	UBS FINANCE (DE) LLC	0.11	6/6/2011	0.11	\$ 50,000,000.00	\$ 49,999,541.67		\$ 49,999,541.67
206020	PUR	400 STAR	6/3/2011	90262DT62	UBS FINANCE (DE) LLC	0.11	6/6/2011	0.11	\$ 44,000,000.00	\$ 43,999,596.67		\$ 43,999,596.67
206037	PUR	400 STAR	6/6/2011	0556N1T78	BNP PARIBAS FINANCE, LLC	0.09	6/7/2011	0.09	\$ 50,000,000.00	\$ 49,999,875.00		\$ 49,999,875.00
206036	PUR	400 STAR	6/6/2011	0556N1TL7	BNP PARIBAS FINANCE, INC	0.12	6/20/2011	0.12	\$ 44,000,000.00	\$ 43,997,946.67		\$ 43,997,946.67
206040	PUR	400 STAR	6/6/2011	06737JT70	BARCLAYS US FUNDING LLC	0.10	6/7/2011	0.10	\$ 50,000,000.00	\$ 49,999,861.11		\$ 49,999,861.11
206041	PUR	400 STAR	6/6/2011	06737JT70	BARCLAYS US FUNDING LLC	0.10	6/7/2011	0.10	\$ 44,000,000.00	\$ 43,999,877.78		\$ 43,999,877.78
206051	PUR	400 STAR	6/6/2011	22532CT79	CREDIT AGRICOLE NORTH AMERICA	0.12	6/7/2011	0.12	\$ 50,000,000.00	\$ 49,999,833.33		\$ 49,999,833.33
206052	PUR	400 STAR	6/6/2011	22532CT79	CREDIT AGRICOLE NORTH AMERICA	0.12	6/7/2011	0.12	\$ 44,000,000.00	\$ 43,999,853.33		\$ 43,999,853.33
205861	PUR	400 STAR	6/6/2011	313373ZM7	FHLB DEBENTURE	0.22	6/6/2012	0.23	\$ 25,000,000.00	\$ 24,996,581.75		\$ 24,996,581.75
206050	PUR	400 STAR	6/6/2011	313396HD8	FHLMC DISCOUNT NOTE	0.06	6/21/2011	0.06	\$ 20,000,000.00	\$ 19,999,500.00		\$ 19,999,500.00
206034	PUR	400 STAR	6/6/2011	313396HF3	FHLMC DISCOUNT NOTE	0.07	6/23/2011	0.07	\$ 50,000,000.00	\$ 49,998,347.22		\$ 49,998,347.22
206035	PUR	400 STAR	6/6/2011	313588JA4	FNMA DISCOUNT NOTE	0.06	7/12/2011	0.06	\$ 25,000,000.00	\$ 24,998,625.00		\$ 24,998,625.00
206038	PUR	400 STAR	6/6/2011	6555P1TE7	NORDEA NORTH AMERICA INC	0.10	6/14/2011	0.10	\$ 44,000,000.00	\$ 43,999,022.22		\$ 43,999,022.22
206042	PUR	400 STAR	6/6/2011	90262DT70	UBS FINANCE (DE) LLC	0.10	6/7/2011	0.10	\$ 50,000,000.00	\$ 49,999,861.11		\$ 49,999,861.11
206043	PUR	400 STAR	6/6/2011	90262DT70	UBS FINANCE (DE) LLC	0.10	6/7/2011	0.10	\$ 19,000,000.00	\$ 18,999,947.22		\$ 18,999,947.22
206039	PUR	400 STAR	6/6/2011	90262DTL9	UBS FINANCE (DE) LLC	0.10	6/20/2011	0.10	\$ 25,000,000.00	\$ 24,999,027.78		\$ 24,999,027.78

PGM: INVS_MONTHEND_INVENTORY
 SOURCE: VisualQED
 MODEL: INVENTORY
 BASIS: SETTLEMENT
 AS-OF: 6/30/2011

JOSH MANDEL
 TREASURER, STATE OF OHIO

INVESTMENT INVENTORY
 SETTLED POSITIONS AS OF: 06/30/11

INVT#	FUND	CUSIP	DESCRIPTION	RATE	MATURITY	YIELD	PAR AMOUNT	BOOK VALUE	MARKET VALUE	1ST PUR
206389	300 REG	1667T1U17	CHEVRON CORPORATION	0.05	7/1/2011	0.05	\$ 50,000,000.00	\$ 49,999,375.00	\$ 49,999,375.00	6/22/2011
206390	300 REG	1667T1U17	CHEVRON CORPORATION	0.05	7/1/2011	0.05	\$ 10,000,000.00	\$ 9,999,875.00	\$ 9,999,875.00	6/22/2011
206130	300 REG	1667T1U82	CHEVRON CORPORATION	0.06	7/8/2011	0.06	\$ 50,000,000.00	\$ 49,997,583.33	\$ 49,997,583.33	6/9/2011
205644	300 REG	06416KUF5	BANK OF NOVA SCOTIA	0.14	7/15/2011	0.14	\$ 10,000,000.00	\$ 9,997,750.00	\$ 9,997,750.00	5/16/2011
205645	300 REG	36959SUF8	GENERAL ELECTRIC CAPITAL SERV	0.13	7/15/2011	0.13	\$ 10,000,000.00	\$ 9,997,833.33	\$ 9,997,833.33	5/16/2011
205751	300 REG	06416KUN8	BANK OF NOVA SCOTIA	0.14	7/22/2011	0.14	\$ 50,000,000.00	\$ 49,988,750.00	\$ 49,988,750.00	5/23/2011
206032	300 REG	4662J1V56	JP MORGAN CHASE & CO	0.10	8/5/2011	0.10	\$ 50,000,000.00	\$ 49,991,666.67	\$ 49,991,666.67	6/6/2011
206146	300 REG	36959JV83	GENERAL ELECTRIC CAPITAL CORP	0.13	8/8/2011	0.13	\$ 50,000,000.00	\$ 49,989,166.67	\$ 49,989,166.67	6/9/2011
206262	300 REG	06416KVF4	BANK OF NOVA SCOTIA	0.11	8/15/2011	0.11	\$ 50,000,000.00	\$ 49,990,833.33	\$ 49,990,833.33	6/16/2011
206300	300 REG	4662J1VG2	JP MORGAN CHASE & CO	0.07	8/16/2011	0.07	\$ 50,000,000.00	\$ 49,994,166.67	\$ 49,994,166.67	6/17/2011
206301	300 REG	4662J1VG2	JP MORGAN CHASE & CO	0.07	8/16/2011	0.07	\$ 10,000,000.00	\$ 9,998,833.33	\$ 9,998,833.33	6/17/2011
206565	300 REG	36959SVK6	GENERAL ELECTRIC CAPITAL SERV	0.09	8/19/2011	0.09	\$ 50,000,000.00	\$ 49,993,750.00	\$ 49,993,750.00	6/30/2011
							\$ 440,000,000.00	\$ 439,939,583.33	\$ 439,939,583.33	
204595	300 REG	31331KHA1	FFCB ADJUSTABLE RATE BOND	0.35	5/11/2012	0.35	\$ 5,000,000.00	\$ 5,000,000.00	\$ 5,000,000.00	4/11/2011
							\$ 5,000,000.00	\$ 5,000,000.00	\$ 5,000,000.00	
205215	300 REG	31331KHZ6	FFCB DEBENTURE	0.27	4/25/2012	0.29	\$ 25,000,000.00	\$ 24,996,375.00	\$ 24,992,000.00	4/25/2011
205298	300 REG	31331KJP6	FFCB DEBENTURE	0.26	5/2/2012	0.29	\$ 25,000,000.00	\$ 24,993,875.00	\$ 24,989,250.00	5/2/2011
205502	300 REG	31331KKS8	FFCB DEBENTURE	0.40	8/16/2012	0.40	\$ 25,000,000.00	\$ 25,000,000.00	\$ 24,997,000.00	5/16/2011
204168	301 REG	31331KEW6	FFCB DEBENTURE	0.44	9/24/2012	0.48	\$ 15,000,000.00	\$ 14,990,250.00	\$ 15,000,150.00	3/24/2011
204636	301 REG	31331KEW6	FFCB DEBENTURE	0.44	9/24/2012	0.58	\$ 5,000,000.00	\$ 4,990,000.00	\$ 5,000,050.00	4/12/2011
205578	301 REG	31331KKZ2	FFCB DEBENTURE	0.42	11/16/2012	0.49	\$ 10,000,000.00	\$ 9,990,000.00	\$ 9,999,500.00	5/16/2011
205531	301 REG	31331KKR0	FFCB DEBENTURE	0.53	1/11/2013	0.54	\$ 10,000,000.00	\$ 9,998,500.00	\$ 10,004,700.00	5/11/2011
206227	301 REG	31331KNE6	FFCB DEBENTURE	0.48	3/13/2013	0.52	\$ 5,000,000.00	\$ 4,996,250.00	\$ 4,999,400.00	6/15/2011
205894	301 REG	31331KMK3	FFCB DEBENTURE	0.64	5/1/2013	0.64	\$ 5,000,000.00	\$ 5,000,000.00	\$ 5,000,350.00	6/1/2011
205558	301 REG	31331KKW9	FFCB DEBENTURE	0.75	6/12/2013	0.76	\$ 10,000,000.00	\$ 9,998,500.00	\$ 10,006,400.00	5/12/2011
205700	301 REG	31331JV91	FFCB DEBENTURE	0.88	10/28/2013	0.89	\$ 2,275,000.00	\$ 2,274,090.00	\$ 2,275,204.75	5/19/2011
206153	301 REG	31331KNU0	FFCB DEBENTURE	0.88	12/16/2013	0.88	\$ 15,000,000.00	\$ 15,000,000.00	\$ 14,984,400.00	6/16/2011
206524	301 REG	31331KPM6	FFCB DEBENTURE	0.85	12/23/2013	0.86	\$ 5,000,000.00	\$ 4,998,500.00	\$ 4,990,950.00	6/29/2011
206199	301 REG	31331KMV9	FFCB DEBENTURE	1.00	3/7/2014	1.00	\$ 5,000,000.00	\$ 4,999,500.00	\$ 4,992,200.00	6/14/2011
204455	301 REG	31331KGD6	FFCB DEBENTURE	1.38	3/28/2014	1.46	\$ 5,000,000.00	\$ 4,987,500.00	\$ 5,039,100.00	4/6/2011
205672	301 REG	31331KLS7	FFCB DEBENTURE	1.39	8/25/2014	1.39	\$ 10,000,000.00	\$ 10,000,000.00	\$ 10,015,400.00	5/25/2011
206324	301 REG	31331KQC7	FFCB DEBENTURE	1.25	9/29/2014	1.27	\$ 6,300,000.00	\$ 6,296,850.00	\$ 6,270,831.00	6/29/2011
204176	301 REG	31331J2P7	FFCB DEBENTURE	1.25	11/17/2014	1.58	\$ 10,000,000.00	\$ 9,882,500.00	\$ 10,000,100.00	3/17/2011
205723	301 REG	31331KKF6	FFCB DEBENTURE	1.80	2/5/2015	1.80	\$ 5,000,000.00	\$ 5,000,000.00	\$ 5,007,250.00	5/26/2011
204077	301 REG	31331KEB2	FFCB DEBENTURE	2.18	3/16/2015	2.18	\$ 15,000,000.00	\$ 15,000,000.00	\$ 15,175,800.00	3/16/2011
206109	301 REG	31331KNF3	FFCB DEBENTURE	1.69	6/9/2015	1.70	\$ 10,000,000.00	\$ 9,997,500.00	\$ 9,922,000.00	6/9/2011
205530	301 REG	31331KKK5	FFCB DEBENTURE	2.25	2/11/2016	2.26	\$ 10,000,000.00	\$ 9,996,000.00	\$ 10,023,800.00	5/11/2011
206053	301 REG	31331KNJ5	FFCB DEBENTURE	2.14	6/13/2016	2.14	\$ 7,715,000.00	\$ 7,715,000.00	\$ 7,715,000.00	6/13/2011
206110	301 REG	31331KNZ9	FFCB DEBENTURE	2.04	6/15/2016	2.04	\$ 10,000,000.00	\$ 9,998,000.00	\$ 9,884,600.00	6/15/2011
							\$ 251,290,000.00	\$ 251,099,190.00	\$ 251,285,435.75	
205551	300 REG	313312HW3	FFCB DISCOUNT NOTE	0.02	7/8/2011	0.02	\$ 2,458,000.00	\$ 2,457,918.07	\$ 2,458,000.00	5/9/2011
205552	300 REG	313312HW3	FFCB DISCOUNT NOTE	0.02	7/8/2011	0.02	\$ 3,681,000.00	\$ 3,681,000.00	\$ 3,681,000.00	5/9/2011
205553	300 REG	313312HW3	FFCB DISCOUNT NOTE	0.02	7/8/2011	0.02	\$ 47,641,000.00	\$ 47,639,411.97	\$ 47,641,000.00	5/9/2011
205370	300 REG	313312NF3	FFCB DISCOUNT NOTE	0.12	10/21/2011	0.12	\$ 25,000,000.00	\$ 24,985,416.67	\$ 24,997,000.00	4/29/2011
204473	300 REG	313312UR9	FFCB DISCOUNT NOTE	0.27	3/23/2012	0.28	\$ 25,000,000.00	\$ 24,934,000.00	\$ 24,976,000.00	4/6/2011
205323	300 REG	313312WB2	FFCB DISCOUNT NOTE	0.25	4/26/2012	0.26	\$ 10,000,000.00	\$ 9,974,652.78	\$ 9,987,500.00	4/27/2011
205689	300 REG	313312WY2	FFCB DISCOUNT NOTE	0.20	5/17/2012	0.20	\$ 25,000,000.00	\$ 24,949,444.44	\$ 24,960,000.00	5/19/2011
206208	300 REG	313312YB0	FFCB DISCOUNT NOTE	0.21	6/13/2012	0.21	\$ 15,000,000.00	\$ 14,968,062.50	\$ 14,971,050.00	6/14/2011
							\$ 153,780,000.00	\$ 153,589,783.73	\$ 153,671,550.00	
205357	300 REG	313373QA3	FHLB DEBENTURE	0.13	11/9/2011	0.14	\$ 25,000,000.00	\$ 24,998,350.00	\$ 25,002,750.00	5/9/2011
205445	300 REG	313373RJ3	FHLB DEBENTURE	0.12	11/10/2011	0.14	\$ 50,000,000.00	\$ 49,994,000.00	\$ 50,003,500.00	5/10/2011
205538	300 REG	313373T44	FHLB DEBENTURE	0.15	2/17/2012	0.18	\$ 25,000,000.00	\$ 24,994,642.50	\$ 24,978,750.00	5/20/2011
205846	300 REG	313373ZM7	FHLB DEBENTURE	0.22	6/6/2012	0.23	\$ 25,000,000.00	\$ 24,996,581.75	\$ 24,976,250.00	6/6/2011

PGM: INVS_MONTHEND_INVENTORY
 SOURCE: VisualQED
 MODEL: INVENTORY
 BASIS: SETTLEMENT
 AS-OF: 6/30/2011

**JOSH MANDEL
 TREASURER, STATE OF OHIO**

INVESTMENT INVENTORY
 SETTLED POSITIONS AS OF: 06/30/11

INVS#	FUND	CUSIP	DESCRIPTION	RATE	MATURITY	YIELD	PAR AMOUNT	BOOK VALUE	MARKET VALUE	1ST PUR
205226	301 REG	313373MQ2	FHLB DEBENTURE	0.54	10/29/2012	0.54	\$ 11,000,000.00	\$ 11,000,000.00	\$ 11,002,530.00	4/29/2011
205906	301 REG	3133742K5	FHLB DEBENTURE	0.50	12/20/2012	0.50	\$ 10,000,000.00	\$ 10,000,000.00	\$ 10,000,300.00	6/20/2011
206224	301 REG	313374E22	FHLB DEBENTURE	0.40	12/27/2012	0.40	\$ 15,000,000.00	\$ 15,000,000.00	\$ 14,984,550.00	6/27/2011
206201	301 REG	313374DB3	FHLB DEBENTURE	0.35	12/28/2012	0.35	\$ 10,000,000.00	\$ 10,000,000.00	\$ 9,991,100.00	6/28/2011
205656	301 REG	313371EU6	FHLB DEBENTURE	0.55	1/28/2013	0.55	\$ 6,000,000.00	\$ 6,000,000.00	\$ 6,000,240.00	5/17/2011
206527	301 REG	313374KY5	FHLB DEBENTURE	0.40	4/30/2013	0.47	\$ 5,000,000.00	\$ 4,993,750.00	\$ 4,992,400.00	6/30/2011
204287	301 REG	313371J31	FHLB DEBENTURE	0.75	8/9/2013	1.06	\$ 5,000,000.00	\$ 4,964,000.00	\$ 5,000,250.00	3/24/2011
206071	301 REG	313371PE0	FHLB DEBENTURE	0.80	11/18/2013	0.80	\$ 5,000,000.00	\$ 5,000,000.00	\$ 5,004,450.00	6/8/2011
204633	301 REG	313371PZ3	FHLB DEBENTURE	0.88	11/22/2013	1.27	\$ 5,000,000.00	\$ 4,950,000.00	\$ 5,005,350.00	4/12/2011
203947	301 REG	313372UY8	FHLB DEBENTURE	1.30	12/23/2013	1.30	\$ 11,000,000.00	\$ 11,000,000.00	\$ 11,078,210.00	3/23/2011
203994	301 REG	313372WD2	FHLB DEBENTURE	1.31	12/23/2013	1.31	\$ 25,000,000.00	\$ 25,000,000.00	\$ 25,120,000.00	3/23/2011
205312	301 REG	313373NA6	FHLB DEBENTURE	1.35	2/19/2014	1.35	\$ 5,000,000.00	\$ 5,000,000.00	\$ 5,006,900.00	5/19/2011
205803	301 REG	313373YV8	FHLB DEBENTURE	1.05	3/6/2014	1.05	\$ 10,000,000.00	\$ 10,000,000.00	\$ 10,011,900.00	5/27/2011
206049	301 REG	3133745P1	FHLB DEBENTURE	1.00	3/20/2014	1.01	\$ 10,000,000.00	\$ 9,995,500.00	\$ 9,995,500.00	6/20/2011
206200	301 REG	313374BX7	FHLB DEBENTURE	1.13	6/27/2014	1.13	\$ 5,000,000.00	\$ 5,000,000.00	\$ 4,989,250.00	6/27/2011
205529	301 REG	313371PT7	FHLB DEBENTURE	1.00	8/22/2014	1.30	\$ 10,000,000.00	\$ 9,905,000.00	\$ 9,985,800.00	5/9/2011
204457	301 REG	313373E24	FHLB DEBENTURE	2.00	10/28/2014	2.00	\$ 5,000,000.00	\$ 5,000,000.00	\$ 5,006,050.00	4/28/2011
206226	301 REG	313371G26	FHLB DEBENTURE	1.25	11/3/2014	1.29	\$ 6,975,000.00	\$ 6,966,630.00	\$ 6,975,837.00	6/15/2011
205501	301 REG	313373Q62	FHLB DEBENTURE	1.65	11/19/2014	1.65	\$ 9,430,000.00	\$ 9,430,000.00	\$ 9,446,785.40	5/19/2011
206108	301 REG	3133745L0	FHLB DEBENTURE	1.25	12/22/2014	1.25	\$ 5,000,000.00	\$ 5,000,000.00	\$ 4,979,800.00	6/22/2011
206155	301 REG	3133746L9	FHLB DEBENTURE	1.40	12/22/2014	1.40	\$ 11,300,000.00	\$ 11,298,305.00	\$ 11,256,495.00	6/22/2011
206061	301 REG	313371SH0	FHLB DEBENTURE	1.45	3/2/2015	1.49	\$ 5,300,000.00	\$ 5,292,315.00	\$ 5,300,848.00	6/8/2011
206429	301 REG	313374D80	FHLB DEBENTURE	1.30	3/27/2015	1.30	\$ 4,470,000.00	\$ 4,470,000.00	\$ 4,437,100.80	6/27/2011
205673	301 REG	313373TW2	FHLB DEBENTURE	2.00	6/8/2015	2.00	\$ 12,000,000.00	\$ 12,000,000.00	\$ 12,004,080.00	6/8/2011
206152	301 REG	313371RE8	FHLB DEBENTURE	1.75	3/3/2016	1.80	\$ 5,000,000.00	\$ 4,989,000.00	\$ 4,906,850.00	6/10/2011
203926	301 REG	313372V84	FHLB DEBENTURE	1.50	3/23/2016	1.50	\$ 15,000,000.00	\$ 15,000,000.00	\$ 15,039,600.00	3/23/2011
							\$ 352,475,000.00	\$ 352,239,074.25	\$ 352,483,426.20	
205191	301 REG	313373J78	FHLB MULTI STEP COUPON BOND	0.88	10/25/2013	0.88	\$ 2,750,000.00	\$ 2,750,000.00	\$ 2,750,852.50	4/25/2011
206496	301 REG	313374A91	FHLB MULTI STEP COUPON BOND	0.50	12/27/2013	0.50	\$ 15,000,000.00	\$ 15,001,500.00	\$ 14,975,700.00	6/28/2011
205857	301 REG	313370GZ5	FHLB MULTI STEP COUPON BOND	1.00	8/24/2015	1.00	\$ 5,000,000.00	\$ 5,000,000.00	\$ 5,008,150.00	5/25/2011
205676	301 REG	3133716Y7	FHLB MULTI STEP COUPON BOND	1.00	9/29/2015	1.02	\$ 5,000,000.00	\$ 4,995,000.00	\$ 5,015,000.00	5/18/2011
205709	301 REG	313373XX5	FHLB MULTI STEP COUPON BOND	0.75	12/15/2015	0.75	\$ 15,000,000.00	\$ 15,000,000.00	\$ 14,995,650.00	6/15/2011
205859	301 REG	3133742D1	FHLB MULTI STEP COUPON BOND	1.25	12/15/2015	1.27	\$ 9,000,000.00	\$ 8,991,000.00	\$ 8,988,390.00	6/15/2011
205905	301 REG	3133742G4	FHLB MULTI STEP COUPON BOND	1.25	12/23/2015	1.25	\$ 10,000,000.00	\$ 10,000,000.00	\$ 10,009,600.00	6/23/2011
206083	301 REG	3133747E4	FHLB MULTI STEP COUPON BOND	1.25	12/30/2015	1.25	\$ 10,000,000.00	\$ 10,000,000.00	\$ 9,939,800.00	6/30/2011
205193	301 REG	313373M66	FHLB MULTI STEP COUPON BOND	1.00	5/18/2016	1.00	\$ 15,000,000.00	\$ 15,000,000.00	\$ 15,005,100.00	5/18/2011
206223	301 REG	3133745B2	FHLB MULTI STEP COUPON BOND	1.50	6/30/2016	1.51	\$ 10,000,000.00	\$ 9,995,000.00	\$ 9,912,800.00	6/30/2011
							\$ 96,750,000.00	\$ 96,732,500.00	\$ 96,601,042.50	
205988	301 REG	3133744Y3	FHLB MULTI STEP COUPON BOND	0.50	6/15/2015	0.50	\$ 10,000,000.00	\$ 10,000,000.00	\$ 9,993,100.00	6/15/2011
204527	301 REG	313373FT4	FHLB MULTI STEP COUPON BOND	1.10	4/29/2016	1.12	\$ 10,000,000.00	\$ 9,990,000.00	\$ 10,004,100.00	4/29/2011
							\$ 20,000,000.00	\$ 19,990,000.00	\$ 19,997,200.00	
205511	300 REG	313373SL7	FHLB DEBENTURE	0.09	11/18/2011	0.12	\$ 25,000,000.00	\$ 24,996,500.00	\$ 24,999,000.00	5/20/2011
							\$ 25,000,000.00	\$ 24,996,500.00	\$ 24,999,000.00	
206100	300 REG	313384HU6	FHLB DISCOUNT NOTE	0.05	7/6/2011	0.05	\$ 50,000,000.00	\$ 49,998,250.00	\$ 50,000,000.00	6/8/2011
205871	300 REG	313384HW2	FHLB DISCOUNT NOTE	0.03	7/8/2011	0.03	\$ 50,000,000.00	\$ 49,998,166.67	\$ 50,000,000.00	5/25/2011
206157	300 REG	313384HW2	FHLB DISCOUNT NOTE	0.04	7/8/2011	0.04	\$ 50,000,000.00	\$ 49,998,444.44	\$ 50,000,000.00	6/10/2011
206158	300 REG	313384HW2	FHLB DISCOUNT NOTE	0.04	7/8/2011	0.04	\$ 50,000,000.00	\$ 49,998,444.44	\$ 50,000,000.00	6/10/2011
206159	300 REG	313384HW2	FHLB DISCOUNT NOTE	0.04	7/8/2011	0.04	\$ 50,000,000.00	\$ 49,998,444.44	\$ 50,000,000.00	6/10/2011
205842	300 REG	313384HZ5	FHLB DISCOUNT NOTE	0.04	7/11/2011	0.04	\$ 50,000,000.00	\$ 49,997,333.33	\$ 49,999,500.00	5/24/2011
206216	300 REG	313384JA8	FHLB DISCOUNT NOTE	0.03	7/12/2011	0.03	\$ 20,000,000.00	\$ 19,999,550.00	\$ 19,999,800.00	6/15/2011
206346	300 REG	313384JB6	FHLB DISCOUNT NOTE	0.02	7/13/2011	0.02	\$ 50,000,000.00	\$ 49,999,388.89	\$ 49,999,500.00	6/21/2011
206463	300 REG	313384JB6	FHLB DISCOUNT NOTE	0.01	7/13/2011	0.01	\$ 45,200,000.00	\$ 45,199,761.44	\$ 45,199,548.00	6/24/2011
206310	300 REG	313384JC4	FHLB DISCOUNT NOTE	0.02	7/14/2011	0.02	\$ 15,000,000.00	\$ 14,999,800.00	\$ 14,999,850.00	6/20/2011

PGM: INVS_MONTHEND_INVENTORY
 SOURCE: VisualQED
 MODEL: INVENTORY
 BASIS: SETTLEMENT
 AS-OF: 6/30/2011

JOSH MANDEL
 TREASURER, STATE OF OHIO

INVESTMENT INVENTORY
 SETTLED POSITIONS AS OF: 06/30/11

INVT#	FUND	CUSIP	DESCRIPTION	RATE	MATURITY	YIELD	PAR AMOUNT	BOOK VALUE	MARKET VALUE	1ST PUR
206392	300 REG	313384JC4	FHLB DISCOUNT NOTE	0.02	7/14/2011	0.02	\$ 28,540,000.00	\$ 28,539,738.38	\$ 28,539,714.60	6/22/2011
205321	300 REG	313384JD2	FHLB DISCOUNT NOTE	0.07	7/15/2011	0.07	\$ 50,000,000.00	\$ 49,992,868.06	\$ 49,999,500.00	4/27/2011
205843	300 REG	313384JD2	FHLB DISCOUNT NOTE	0.04	7/15/2011	0.04	\$ 50,000,000.00	\$ 49,997,111.11	\$ 49,999,500.00	5/24/2011
206005	300 REG	313384JD2	FHLB DISCOUNT NOTE	0.06	7/15/2011	0.06	\$ 25,000,000.00	\$ 24,998,395.83	\$ 24,999,750.00	6/3/2011
206387	300 REG	313384JJ9	FHLB DISCOUNT NOTE	0.02	7/20/2011	0.02	\$ 38,000,000.00	\$ 37,999,408.89	\$ 37,999,620.00	6/22/2011
206388	300 REG	313384JJ9	FHLB DISCOUNT NOTE	0.02	7/20/2011	0.02	\$ 50,000,000.00	\$ 49,999,222.22	\$ 49,999,500.00	6/22/2011
205845	300 REG	313384JL4	FHLB DISCOUNT NOTE	0.05	7/22/2011	0.05	\$ 41,000,000.00	\$ 40,996,976.25	\$ 40,999,590.00	5/24/2011
206196	300 REG	313384JL4	FHLB DISCOUNT NOTE	0.04	7/22/2011	0.04	\$ 50,000,000.00	\$ 49,997,888.89	\$ 49,999,500.00	6/14/2011
206297	300 REG	313384JL4	FHLB DISCOUNT NOTE	0.03	7/22/2011	0.03	\$ 50,000,000.00	\$ 49,998,541.67	\$ 49,999,500.00	6/17/2011
206466	300 REG	313384JL4	FHLB DISCOUNT NOTE	0.01	7/22/2011	0.01	\$ 50,000,000.00	\$ 49,999,611.11	\$ 49,999,500.00	6/24/2011
206192	300 REG	313384JS9	FHLB DISCOUNT NOTE	0.02	7/28/2011	0.02	\$ 50,000,000.00	\$ 49,998,750.00	\$ 49,999,000.00	6/13/2011
206195	300 REG	313384JS9	FHLB DISCOUNT NOTE	0.02	7/28/2011	0.02	\$ 50,000,000.00	\$ 49,998,750.00	\$ 49,999,000.00	6/13/2011
206173	300 REG	313384JT7	FHLB DISCOUNT NOTE	0.05	7/29/2011	0.05	\$ 25,000,000.00	\$ 24,998,298.61	\$ 24,999,500.00	6/10/2011
206275	300 REG	313384JW0	FHLB DISCOUNT NOTE	0.03	8/1/2011	0.03	\$ 49,690,000.00	\$ 49,688,095.22	\$ 49,689,006.20	6/16/2011
205946	300 REG	313384KA6	FHLB DISCOUNT NOTE	0.07	8/5/2011	0.07	\$ 50,000,000.00	\$ 49,993,583.33	\$ 49,999,000.00	5/31/2011
205947	300 REG	313384KA6	FHLB DISCOUNT NOTE	0.07	8/5/2011	0.07	\$ 19,900,000.00	\$ 19,897,446.17	\$ 19,899,602.00	5/31/2011
206276	300 REG	313384KD0	FHLB DISCOUNT NOTE	0.03	8/8/2011	0.03	\$ 40,292,000.00	\$ 40,291,194.44	\$ 40,291,194.16	6/16/2011
205664	300 REG	313384KH1	FHLB DISCOUNT NOTE	0.06	8/12/2011	0.06	\$ 22,888,000.00	\$ 22,884,957.80	\$ 22,887,542.24	5/17/2011
205666	300 REG	313384KH1	FHLB DISCOUNT NOTE	0.06	8/12/2011	0.06	\$ 17,059,000.00	\$ 17,056,732.57	\$ 17,058,658.82	5/17/2011
206419	300 REG	313384KH1	FHLB DISCOUNT NOTE	0.01	8/12/2011	0.01	\$ 27,828,000.00	\$ 27,827,621.23	\$ 27,827,443.44	6/24/2011
206420	300 REG	313384KH1	FHLB DISCOUNT NOTE	0.01	8/12/2011	0.01	\$ 50,000,000.00	\$ 49,999,319.44	\$ 49,999,000.00	6/24/2011
206421	300 REG	313384KH1	FHLB DISCOUNT NOTE	0.01	8/12/2011	0.01	\$ 23,187,000.00	\$ 23,186,684.40	\$ 23,186,536.26	6/24/2011
206422	300 REG	313384KH1	FHLB DISCOUNT NOTE	0.01	8/12/2011	0.01	\$ 28,226,000.00	\$ 28,225,615.81	\$ 28,225,435.48	6/24/2011
206076	300 REG	313384KN8	FHLB DISCOUNT NOTE	0.08	8/17/2011	0.08	\$ 28,006,000.00	\$ 28,001,915.79	\$ 28,005,159.82	6/8/2011
206077	300 REG	313384KN8	FHLB DISCOUNT NOTE	0.08	8/17/2011	0.08	\$ 21,787,000.00	\$ 21,783,822.73	\$ 21,786,346.39	6/8/2011
205740	300 REG	313384KQ1	FHLB DISCOUNT NOTE	0.07	8/19/2011	0.07	\$ 17,777,000.00	\$ 17,774,175.43	\$ 17,776,466.69	5/23/2011
206299	300 REG	313396KW2	FHLB DISCOUNT NOTE	0.07	8/25/2011	0.06	\$ 28,085,000.00	\$ 28,081,653.20	\$ 28,084,157.45	6/20/2011
206006	300 REG	313384KX6	FHLB DISCOUNT NOTE	0.08	8/26/2011	0.08	\$ 25,000,000.00	\$ 24,995,625.00	\$ 24,999,250.00	6/3/2011
206007	300 REG	313384KX6	FHLB DISCOUNT NOTE	0.08	8/26/2011	0.08	\$ 25,000,000.00	\$ 24,995,625.00	\$ 24,999,250.00	6/3/2011
206543	300 REG	313384LC1	FHLB DISCOUNT NOTE	0.02	8/31/2011	0.02	\$ 50,000,000.00	\$ 49,998,250.00	\$ 49,998,500.00	6/29/2011
206544	300 REG	313384LC1	FHLB DISCOUNT NOTE	0.02	8/31/2011	0.02	\$ 50,000,000.00	\$ 49,998,250.00	\$ 49,998,500.00	6/29/2011
206545	300 REG	313384LC1	FHLB DISCOUNT NOTE	0.02	8/31/2011	0.02	\$ 50,000,000.00	\$ 49,998,250.00	\$ 49,998,500.00	6/29/2011
205741	300 REG	313384LT4	FHLB DISCOUNT NOTE	0.07	9/15/2011	0.07	\$ 35,000,000.00	\$ 34,992,173.61	\$ 34,997,900.00	5/23/2011
204987	300 REG	313384MW6	FHLB DISCOUNT NOTE	0.14	10/12/2011	0.14	\$ 50,000,000.00	\$ 49,965,875.00	\$ 49,994,500.00	4/13/2011
206151	300 REG	313384PK9	FHLB DISCOUNT NOTE	0.11	11/18/2011	0.11	\$ 33,898,000.00	\$ 33,881,220.49	\$ 33,888,847.54	6/9/2011
206154	300 REG	313384PZ6	FHLB DISCOUNT NOTE	0.13	12/2/2011	0.13	\$ 49,825,000.00	\$ 49,794,551.39	\$ 49,805,568.25	6/9/2011
							\$ 1,781,188,000.00	\$ 1,781,014,808.72	\$ 1,781,127,737.34	
204458	301 REG	3134G16J8	FHLMC DEBENTURE	0.80	12/14/2012	0.80	\$ 5,000,000.00	\$ 5,000,000.00	\$ 5,005,700.00	4/6/2011
204103	301 REG	3134G2AU6	FHLMC DEBENTURE	0.75	12/21/2012	0.75	\$ 10,000,000.00	\$ 10,000,000.00	\$ 10,012,200.00	3/21/2011
205858	301 REG	3134G2JJ2	FHLMC DEBENTURE	0.78	6/7/2013	0.78	\$ 5,000,000.00	\$ 5,000,000.00	\$ 5,003,800.00	6/7/2011
205886	301 REG	3134G2KT8	FHLMC DEBENTURE	0.80	6/21/2013	0.80	\$ 9,000,000.00	\$ 9,000,000.00	\$ 9,001,800.00	6/21/2011
206145	301 REG	3134G2MC3	FHLMC DEBENTURE	0.80	9/27/2013	0.80	\$ 10,000,000.00	\$ 10,000,000.00	\$ 9,983,900.00	6/27/2011
203945	301 REG	3134G1WA8	FHLMC DEBENTURE	1.13	10/25/2013	1.24	\$ 25,000,000.00	\$ 24,925,000.00	\$ 25,015,000.00	3/2/2011
205525	301 REG	3134G2GX4	FHLMC DEBENTURE	1.05	11/26/2013	1.06	\$ 10,000,000.00	\$ 9,996,500.00	\$ 10,011,400.00	5/26/2011
205362	301 REG	3134G1ZQ0	FHLMC DEBENTURE	1.00	12/9/2013	1.06	\$ 10,000,000.00	\$ 9,985,937.50	\$ 10,013,600.00	4/29/2011
205216	301 REG	3134G2CG5	FHLMC DEBENTURE	1.55	4/14/2014	1.55	\$ 5,000,000.00	\$ 5,000,000.00	\$ 5,002,000.00	4/21/2011
205581	301 REG	3134G2HC9	FHLMC DEBENTURE	1.50	11/25/2014	1.50	\$ 10,000,000.00	\$ 10,000,000.00	\$ 10,023,000.00	5/25/2011
206473	301 REG	3134G2PM8	FHLMC DEBENTURE	1.25	12/29/2014	1.25	\$ 10,000,000.00	\$ 10,000,000.00	\$ 9,925,400.00	6/29/2011
205580	301 REG	3134G1WK6	FHLMC DEBENTURE	1.50	1/29/2015	1.58	\$ 10,000,000.00	\$ 9,970,000.00	\$ 10,010,400.00	5/11/2011
205338	301 REG	3134G2FG2	FHLMC DEBENTURE	2.50	5/10/2016	2.52	\$ 5,000,000.00	\$ 4,995,000.00	\$ 4,989,550.00	5/10/2011
205579	301 REG	3134G2GT3	FHLMC DEBENTURE	2.50	5/25/2016	2.47	\$ 15,000,000.00	\$ 15,018,750.00	\$ 15,073,350.00	5/25/2011
206470	301 REG	3134G2PK2	FHLMC DEBENTURE	2.25	12/30/2016	2.25	\$ 7,000,000.00	\$ 7,000,000.00	\$ 6,899,690.00	6/30/2011
							\$ 146,000,000.00	\$ 145,891,187.50	\$ 145,970,790.00	
205677	301 REG	3134G2JM5	FHLMC MULTI STEP COUPON BOND	1.00	12/9/2015	1.00	\$ 15,000,000.00	\$ 15,000,000.00	\$ 15,004,350.00	6/9/2011
204078	301 REG	3134G13M4	FHLMC MULTI STEP COUPON BOND	2.00	2/16/2016	2.01	\$ 15,000,000.00	\$ 14,992,500.00	\$ 15,036,000.00	3/10/2011

PGM: INVS_MONTHEND_INVENTORY
 SOURCE: VisualQED
 MODEL: INVENTORY
 BASIS: SETTLEMENT
 AS-OF: 6/30/2011

**JOSH MANDEL
 TREASURER, STATE OF OHIO**

INVESTMENT INVENTORY
 SETTLED POSITIONS AS OF: 06/30/11

INVST#	FUND	CUSIP	DESCRIPTION	RATE	MATURITY	YIELD	PAR AMOUNT	BOOK VALUE	MARKET VALUE	1ST PUR
							\$ 30,000,000.00	\$ 29,992,500.00	\$ 30,040,350.00	
206472	301 REG	3134G2PL0	FHLMC MULTI STEP COUPON BOND(4X)	0.50	6/30/2014	0.50	\$ 15,000,000.00	\$ 15,000,000.00	\$ 14,985,300.00	6/30/2011
204406	301 REG	3134G2DZ2	FHLMC MULTI STEP COUPON BOND(4X)	1.05	4/21/2016	1.07	\$ 25,000,000.00	\$ 24,981,250.00	\$ 25,012,250.00	4/21/2011
205339	301 REG	3134G2FV9	FHLMC MULTI STEP COUPON BOND(4X)	1.25	5/18/2016	1.27	\$ 10,000,000.00	\$ 9,999,000.00	\$ 10,011,600.00	5/18/2011
							\$ 50,000,000.00	\$ 49,980,250.00	\$ 50,009,150.00	
205958	300 REG	313396HW6	FHLMC DISCOUNT NOTE	0.06	7/8/2011	0.06	\$ 50,000,000.00	\$ 49,997,173.61	\$ 50,000,000.00	6/1/2011
205959	300 REG	313396HW6	FHLMC DISCOUNT NOTE	0.06	7/8/2011	0.06	\$ 50,000,000.00	\$ 49,997,173.61	\$ 50,000,000.00	6/1/2011
205961	300 REG	313396HW6	FHLMC DISCOUNT NOTE	0.06	7/8/2011	0.06	\$ 50,000,000.00	\$ 49,997,173.61	\$ 50,000,000.00	6/1/2011
205962	300 REG	313396HW6	FHLMC DISCOUNT NOTE	0.06	7/8/2011	0.06	\$ 50,000,000.00	\$ 49,997,173.61	\$ 50,000,000.00	6/1/2011
205872	300 REG	313396JL8	FHLMC DISCOUNT NOTE	0.04	7/22/2011	0.04	\$ 50,000,000.00	\$ 49,996,777.78	\$ 49,999,500.00	5/25/2011
205995	300 REG	313396JL8	FHLMC DISCOUNT NOTE	0.06	7/22/2011	0.06	\$ 50,000,000.00	\$ 49,995,833.33	\$ 49,999,500.00	6/2/2011
204018	300 REG	313396JP9	FHLMC DISCOUNT NOTE	0.16	7/25/2011	0.16	\$ 18,001,000.00	\$ 17,989,559.36	\$ 18,000,819.99	3/4/2011
206197	300 REG	313396JR5	FHLMC DISCOUNT NOTE	0.04	7/27/2011	0.04	\$ 12,257,000.00	\$ 12,256,400.77	\$ 12,256,877.43	6/13/2011
206391	300 REG	313396JW4	FHLMC DISCOUNT NOTE	0.03	8/1/2011	0.03	\$ 50,000,000.00	\$ 49,998,611.11	\$ 49,999,000.00	6/22/2011
206465	300 REG	313396JY0	FHLMC DISCOUNT NOTE	0.01	8/3/2011	0.01	\$ 50,000,000.00	\$ 49,999,444.44	\$ 49,999,000.00	6/24/2011
206311	300 REG	313396KF9	FHLMC DISCOUNT NOTE	0.05	8/10/2011	0.05	\$ 40,800,000.00	\$ 40,797,110.00	\$ 40,799,184.00	6/20/2011
206044	300 REG	313396KG7	FHLMC DISCOUNT NOTE	0.07	8/11/2011	0.07	\$ 50,000,000.00	\$ 49,993,583.33	\$ 49,999,000.00	6/6/2011
206563	300 REG	313396KH5	FHLMC DISCOUNT NOTE	0.01	8/12/2011	0.01	\$ 50,000,000.00	\$ 49,999,402.78	\$ 49,999,000.00	6/30/2011
206308	300 REG	313396KM4	FHLMC DISCOUNT NOTE	0.06	8/16/2011	0.06	\$ 15,000,000.00	\$ 14,998,693.75	\$ 14,999,550.00	6/20/2011
206309	300 REG	313396KM4	FHLMC DISCOUNT NOTE	0.06	8/16/2011	0.06	\$ 19,926,000.00	\$ 19,924,264.78	\$ 19,925,402.22	6/20/2011
206423	300 REG	313396KN2	FHLMC DISCOUNT NOTE	0.01	8/17/2011	0.01	\$ 50,000,000.00	\$ 49,999,291.67	\$ 49,998,500.00	6/27/2011
205432	300 REG	313396KP7	FHLMC DISCOUNT NOTE	0.05	8/18/2011	0.05	\$ 50,000,000.00	\$ 49,992,569.44	\$ 49,998,500.00	5/3/2011
205270	300 REG	313396KW2	FHLMC DISCOUNT NOTE	0.10	8/25/2011	0.10	\$ 25,000,000.00	\$ 24,991,527.78	\$ 24,999,250.00	4/25/2011
205296	300 REG	313396LD3	FHLMC DISCOUNT NOTE	0.10	9/1/2011	0.10	\$ 25,000,000.00	\$ 24,991,111.11	\$ 24,998,750.00	4/26/2011
205688	300 REG	313396LD3	FHLMC DISCOUNT NOTE	0.07	9/1/2011	0.07	\$ 17,202,000.00	\$ 17,198,707.73	\$ 17,201,139.90	5/18/2011
204127	300 REG	313396LJ0	FHLMC DISCOUNT NOTE	0.16	9/6/2011	0.17	\$ 25,034,000.00	\$ 25,014,050.68	\$ 25,032,497.96	3/14/2011
205870	300 REG	313396LK7	FHLMC DISCOUNT NOTE	0.06	9/7/2011	0.06	\$ 25,746,000.00	\$ 25,741,494.45	\$ 25,744,455.24	5/25/2011
204142	300 REG	313396LY7	FHLMC DISCOUNT NOTE	0.17	9/20/2011	0.17	\$ 32,280,000.00	\$ 32,252,185.40	\$ 32,277,740.40	3/16/2011
205327	300 REG	313396MF7	FHLMC DISCOUNT NOTE	0.12	9/27/2011	0.12	\$ 25,000,000.00	\$ 24,987,250.00	\$ 24,998,250.00	4/27/2011
205487	300 REG	313396MQ3	FHLMC DISCOUNT NOTE	0.07	10/6/2011	0.07	\$ 25,000,000.00	\$ 24,992,513.89	\$ 24,997,250.00	5/5/2011
205166	300 REG	313396NB5	FHLMC DISCOUNT NOTE	0.14	10/17/2011	0.14	\$ 25,000,000.00	\$ 24,982,305.56	\$ 24,997,000.00	4/18/2011
206245	300 REG	313396NR0	FHLMC DISCOUNT NOTE	0.10	10/31/2011	0.10	\$ 25,000,000.00	\$ 24,990,416.67	\$ 24,996,500.00	6/15/2011
205987	300 REG	313396PV9	FHLMC DISCOUNT NOTE	0.13	11/28/2011	0.13	\$ 39,722,000.00	\$ 39,697,311.67	\$ 39,710,480.62	6/2/2011
206101	300 REG	313396QC0	FHLMC DISCOUNT NOTE	0.13	12/5/2011	0.13	\$ 25,028,000.00	\$ 25,011,822.18	\$ 25,018,239.08	6/9/2011
206462	300 REG	313396QS5	FHLMC DISCOUNT NOTE	0.11	12/19/2011	0.11	\$ 13,373,000.00	\$ 13,365,849.16	\$ 13,367,249.61	6/27/2011
206464	300 REG	313396QS5	FHLMC DISCOUNT NOTE	0.11	12/19/2011	0.11	\$ 25,028,000.00	\$ 25,014,616.97	\$ 25,017,237.96	6/27/2011
206475	300 REG	313396QS5	FHLMC DISCOUNT NOTE	0.11	12/19/2011	0.11	\$ 50,000,000.00	\$ 49,973,263.89	\$ 49,978,500.00	6/27/2011
206476	300 REG	313396QS5	FHLMC DISCOUNT NOTE	0.11	12/19/2011	0.11	\$ 25,000,000.00	\$ 24,986,631.94	\$ 24,989,250.00	6/27/2011
							\$ 1,134,397,000.00	\$ 1,134,121,296.06	\$ 1,134,297,624.41	
204233	301 REG	3134G2BV3	FHLMC MEDIUM TERM NOTE	1.50	4/7/2014	1.50	\$ 10,000,000.00	\$ 9,999,000.00	\$ 10,001,900.00	4/7/2011
204311	301 REG	3134G2CJ9	FHLMC MEDIUM TERM NOTE	1.00	10/15/2014	1.00	\$ 5,000,000.00	\$ 4,999,500.00	\$ 5,001,000.00	4/15/2011
204369	301 REG	3134G1P99	FHLMC MEDIUM TERM NOTE	2.75	1/13/2016	2.76	\$ 5,000,000.00	\$ 4,996,750.00	\$ 5,004,100.00	3/30/2011
							\$ 20,000,000.00	\$ 19,995,250.00	\$ 20,007,000.00	
204288	301 REG	3136FPUC9	FNMA DEBENTURE	0.50	10/30/2012	0.56	\$ 5,000,000.00	\$ 4,995,250.00	\$ 5,001,500.00	3/24/2011
204652	301 REG	31398A6F4	FNMA DEBENTURE	0.38	12/28/2012	0.70	\$ 5,000,000.00	\$ 4,972,500.00	\$ 5,001,150.00	4/12/2011
205699	301 REG	31398A5Q1	FNMA DEBENTURE	0.88	11/8/2013	0.90	\$ 4,000,000.00	\$ 3,998,000.00	\$ 3,998,760.00	5/19/2011
204175	301 REG	3136FPWZ6	FNMA DEBENTURE	1.30	11/17/2014	1.56	\$ 10,000,000.00	\$ 9,908,600.00	\$ 10,036,400.00	3/17/2011
203995	301 REG	3136FRDP5	FNMA DEBENTURE	2.00	12/23/2014	2.00	\$ 25,000,000.00	\$ 25,000,000.00	\$ 25,100,000.00	3/23/2011
206469	301 REG	3136FRXL2	FNMA DEBENTURE	1.25	3/27/2015	1.25	\$ 10,000,000.00	\$ 10,000,000.00	\$ 9,958,000.00	6/27/2011
206252	301 REG	31398A6B3	FNMA DEBENTURE	1.60	11/23/2015	1.68	\$ 10,500,000.00	\$ 10,462,200.00	\$ 10,383,765.00	6/16/2011
206054	301 REG	31398A6E7	FNMA DEBENTURE	1.50	11/23/2015	1.65	\$ 15,000,000.00	\$ 14,903,550.00	\$ 14,771,400.00	6/7/2011
206425	301 REG	31398A6E7	FNMA DEBENTURE	1.50	11/23/2015	1.58	\$ 10,000,000.00	\$ 9,966,000.00	\$ 9,847,600.00	6/24/2011
							\$ 94,500,000.00	\$ 94,206,100.00	\$ 94,098,575.00	

PGM: INVS_MONTHEND_INVENTORY
 SOURCE: VisualQED
 MODEL: INVENTORY
 BASIS: SETTLEMENT
 AS-OF: 6/30/2011

JOSH MANDEL
 TREASURER, STATE OF OHIO

INVESTMENT INVENTORY
 SETTLED POSITIONS AS OF: 06/30/11

INVST#	FUND	CUSIP	DESCRIPTION	RATE	MATURITY	YIELD	PAR AMOUNT	BOOK VALUE	MARKET VALUE	1ST PUR
205990	300 REG	313588HW8	FNMA DISCOUNT NOTE	0.05	7/8/2011	0.05	\$ 50,000,000.00	\$ 49,997,500.00	\$ 50,000,000.00	6/2/2011
203962	300 REG	313588HZ1	FNMA DISCOUNT NOTE	0.15	7/11/2011	0.15	\$ 25,380,000.00	\$ 25,366,146.75	\$ 25,379,746.20	3/2/2011
206033	300 REG	313588HZ1	FNMA DISCOUNT NOTE	0.06	7/11/2011	0.06	\$ 30,004,000.00	\$ 30,002,249.77	\$ 30,003,699.96	6/6/2011
205638	300 REG	313588JA4	FNMA DISCOUNT NOTE	0.04	7/12/2011	0.04	\$ 50,000,000.00	\$ 49,996,833.33	\$ 49,999,500.00	5/16/2011
205639	300 REG	313588JA4	FNMA DISCOUNT NOTE	0.04	7/12/2011	0.04	\$ 31,825,000.00	\$ 31,822,984.42	\$ 31,824,681.75	5/16/2011
206344	300 REG	313588JA4	FNMA DISCOUNT NOTE	0.01	7/12/2011	0.01	\$ 50,000,000.00	\$ 49,999,708.33	\$ 49,999,500.00	6/21/2011
206345	300 REG	313588JA4	FNMA DISCOUNT NOTE	0.01	7/12/2011	0.01	\$ 50,000,000.00	\$ 49,999,708.33	\$ 49,999,500.00	6/21/2011
206298	300 REG	313588JG1	FNMA DISCOUNT NOTE	0.02	7/18/2011	0.02	\$ 25,000,000.00	\$ 24,999,569.44	\$ 24,999,750.00	6/17/2011
205322	300 REG	313588JJ5	FNMA DISCOUNT NOTE	0.08	7/20/2011	0.08	\$ 50,000,000.00	\$ 49,991,250.00	\$ 49,999,500.00	4/27/2011
205491	300 REG	313588JJ5	FNMA DISCOUNT NOTE	0.03	7/20/2011	0.03	\$ 22,288,000.00	\$ 22,287,777.12	\$ 22,287,777.12	5/5/2011
205495	300 REG	313588JK2	FNMA DISCOUNT NOTE	0.03	7/21/2011	0.03	\$ 25,000,000.00	\$ 24,998,395.83	\$ 24,999,750.00	5/5/2011
205969	300 REG	313588JP1	FNMA DISCOUNT NOTE	0.07	7/25/2011	0.07	\$ 9,570,000.00	\$ 9,569,066.93	\$ 9,569,904.30	6/1/2011
203771	300 REG	313588JR7	FNMA DISCOUNT NOTE	0.16	7/27/2011	0.16	\$ 50,000,000.00	\$ 49,964,444.44	\$ 49,999,500.00	2/17/2011
206312	300 REG	313588JY2	FNMA DISCOUNT NOTE	0.05	8/3/2011	0.05	\$ 50,000,000.00	\$ 49,997,250.00	\$ 49,999,000.00	6/20/2011
206313	300 REG	313588JY2	FNMA DISCOUNT NOTE	0.05	8/3/2011	0.05	\$ 50,000,000.00	\$ 49,997,250.00	\$ 49,999,000.00	6/20/2011
203964	300 REG	313588KF1	FNMA DISCOUNT NOTE	0.17	8/10/2011	0.17	\$ 24,782,000.00	\$ 24,783,158.80	\$ 24,781,504.36	3/2/2011
204141	300 REG	313588KN4	FNMA DISCOUNT NOTE	0.15	8/17/2011	0.15	\$ 32,700,000.00	\$ 32,679,017.50	\$ 32,699,019.00	3/16/2011
204201	300 REG	313588KN4	FNMA DISCOUNT NOTE	0.16	8/17/2011	0.16	\$ 50,000,000.00	\$ 49,966,222.22	\$ 49,998,500.00	3/18/2011
205754	300 REG	313588KN4	FNMA DISCOUNT NOTE	0.07	8/17/2011	0.07	\$ 50,000,000.00	\$ 49,992,236.11	\$ 49,998,500.00	5/23/2011
205755	300 REG	313588KN4	FNMA DISCOUNT NOTE	0.07	8/17/2011	0.07	\$ 30,000,000.00	\$ 29,995,341.67	\$ 29,999,100.00	5/23/2011
206321	300 REG	313588KN4	FNMA DISCOUNT NOTE	0.05	8/17/2011	0.05	\$ 28,610,000.00	\$ 28,607,961.54	\$ 28,609,141.70	6/21/2011
206322	300 REG	313588KN4	FNMA DISCOUNT NOTE	0.05	8/17/2011	0.05	\$ 25,000,000.00	\$ 24,998,218.75	\$ 24,999,250.00	6/21/2011
206564	300 REG	313588KN4	FNMA DISCOUNT NOTE	0.01	8/17/2011	0.01	\$ 50,000,000.00	\$ 49,999,333.33	\$ 49,998,500.00	6/30/2011
205164	300 REG	313588LJ2	FNMA DISCOUNT NOTE	0.11	9/6/2011	0.11	\$ 24,311,000.00	\$ 24,300,526.01	\$ 24,309,541.34	4/18/2011
205302	300 REG	313588LM5	FNMA DISCOUNT NOTE	0.11	9/9/2011	0.11	\$ 20,087,000.00	\$ 20,078,652.74	\$ 20,085,794.78	4/26/2011
205366	300 REG	313588LR4	FNMA DISCOUNT NOTE	0.10	9/13/2011	0.10	\$ 25,000,000.00	\$ 24,990,486.11	\$ 24,998,500.00	4/29/2011
206503	300 REG	313588LT0	FNMA DISCOUNT NOTE	0.04	9/15/2011	0.04	\$ 50,000,000.00	\$ 49,995,611.11	\$ 49,997,000.00	6/28/2011
206505	300 REG	313588LT0	FNMA DISCOUNT NOTE	0.04	9/15/2011	0.04	\$ 46,304,000.00	\$ 46,299,986.99	\$ 46,301,221.76	6/29/2011
206418	300 REG	313588LZ6	FNMA DISCOUNT NOTE	0.05	9/21/2011	0.05	\$ 50,000,000.00	\$ 49,993,750.00	\$ 49,996,500.00	6/23/2011
206495	300 REG	313588LZ6	FNMA DISCOUNT NOTE	0.04	9/21/2011	0.04	\$ 50,000,000.00	\$ 49,995,277.78	\$ 49,996,500.00	6/28/2011
205178	300 REG	313588MH5	FNMA DISCOUNT NOTE	0.13	9/29/2011	0.13	\$ 25,000,000.00	\$ 24,985,284.72	\$ 24,998,000.00	4/19/2011
205124	300 REG	313588MW2	FNMA DISCOUNT NOTE	0.15	10/12/2011	0.15	\$ 26,874,000.00	\$ 26,853,844.50	\$ 26,871,043.86	4/15/2011
205125	300 REG	313588MW2	FNMA DISCOUNT NOTE	0.15	10/12/2011	0.15	\$ 50,000,000.00	\$ 49,962,500.00	\$ 49,994,500.00	4/15/2011
205742	300 REG	313588MW2	FNMA DISCOUNT NOTE	0.09	10/12/2011	0.09	\$ 25,000,000.00	\$ 24,991,125.00	\$ 24,997,250.00	5/23/2011
205392	300 REG	313588NL5	FNMA DISCOUNT NOTE	0.14	10/26/2011	0.14	\$ 45,565,000.00	\$ 45,534,756.23	\$ 45,559,076.55	5/2/2011
206147	300 REG	313588PH2	FNMA DISCOUNT NOTE	0.12	11/16/2011	0.12	\$ 20,292,000.00	\$ 20,281,693.35	\$ 20,286,521.16	6/10/2011
206102	300 REG	313588PK5	FNMA DISCOUNT NOTE	0.11	11/18/2011	0.11	\$ 25,000,000.00	\$ 24,987,625.00	\$ 24,993,250.00	6/9/2011
							\$ 1,343,592,000.00	\$ 1,343,241,555.46	\$ 1,343,529,023.84	
206225	301 REG	3136FRTK9	FNMA MULTI STEP COUPON BOND	0.75	6/27/2014	0.77	\$ 10,000,000.00	\$ 9,994,000.00	\$ 9,982,700.00	6/27/2011
206497	301 REG	3135G0BS1	FNMA MULTI STEP COUPON BOND	0.75	6/30/2014	0.75	\$ 10,000,000.00	\$ 10,000,000.00	\$ 9,987,800.00	6/30/2011
205192	301 REG	3136FRJN4	FNMA MULTI STEP COUPON BOND	1.50	4/28/2016	1.51	\$ 5,000,000.00	\$ 4,998,750.00	\$ 5,016,050.00	4/28/2011
206528	301 REG	3136FRXK4	FNMA MULTI STEP COUPON BOND	1.25	12/30/2016	1.25	\$ 10,000,000.00	\$ 10,000,000.00	\$ 9,911,700.00	6/30/2011
							\$ 35,000,000.00	\$ 34,992,750.00	\$ 34,898,250.00	
194016	301 REG	46513F7Q6	ISRAEL BOND	2.40	11/1/2012	2.40	\$ 4,785,000.00	\$ 4,785,000.00	\$ 4,785,000.00	11/9/2009
204286	301 REG	46513GVM6	ISRAEL BOND	1.09	4/1/2013	1.09	\$ 600,000.00	\$ 600,000.00	\$ 599,070.00	4/1/2011
197737	301 REG	46513GFC6	ISRAEL BOND	1.65	6/1/2013	1.65	\$ 6,115,000.00	\$ 6,115,000.00	\$ 6,115,000.00	6/8/2010
197736	301 REG	46513GQC4	ISRAEL BOND	1.75	6/1/2013	1.75	\$ 4,100,000.00	\$ 4,100,000.00	\$ 4,100,000.00	6/8/2010
204284	301 REG	46513G2M8	ISRAEL BOND	1.78	4/1/2014	1.78	\$ 12,000,000.00	\$ 12,000,000.00	\$ 12,000,000.00	4/1/2011
197133	301 REG	46513GQY6	ISRAEL BOND	2.93	5/1/2015	2.93	\$ 10,000,000.00	\$ 10,000,000.00	\$ 10,000,000.00	5/8/2010
204285	301 REG	46513G3M7	ISRAEL BOND	2.91	4/1/2016	2.91	\$ 5,400,000.00	\$ 5,400,000.00	\$ 5,400,000.00	4/1/2011
							\$ 43,000,000.00	\$ 43,000,000.00	\$ 42,999,070.00	
184539	300 REG	38141W273	GOLDMAN SACHS FIN SQ GOVT #465	0.01		0.01	\$ 9,279,052.33	\$ 9,279,052.33	\$ 9,279,052.33	1/30/2008
184510	304 REG	38141W273	GOLDMAN SACHS FIN SQ GOVT #465	0.01		0.01	\$ 228,441.02	\$ 228,441.02	\$ 228,441.02	1/29/2008

PGM: INVS_MONTHEND_INVENTORY
SOURCE: VisualQED
MODEL: INVENTORY
BASIS: SETTLEMENT
AS-OF: 6/30/2011

**JOSH MANDEL
TREASURER, STATE OF OHIO**

INVESTMENT INVENTORY
SETTLED POSITIONS AS OF: 06/30/11

INVT#	FUND	CUSIP	DESCRIPTION	RATE	MATURITY	YIELD	PAR AMOUNT	BOOK VALUE	MARKET VALUE	1ST PUR
170509	300 REG	4812C0670	JP MORGAN US GOVT MMKT #3164	0.01		0.01	\$ 5,291,830.21	\$ 5,291,830.21	\$ 5,291,830.21	3/31/2005
180005	301 REG	4812C0670	JP MORGAN US GOVT MMKT #3164	0.01		0.01	\$ 196,747.43	\$ 196,747.43	\$ 196,747.43	2/28/2007
194983	304 REG	MMKT00177	KEY/TOS INVESTMENT MATURITIES	0.20		0.20	\$ 99,410,398.62	\$ 99,410,398.62	\$ 99,410,398.62	2/17/2010
							\$ 114,406,469.61	\$ 114,406,469.61	\$ 114,406,469.61	
193190	300 REG	NOWSW3006	NOW ACCOUNT - SWEEP ACT - 300	0.10			\$ 257,546,124.28	\$ 257,546,124.28	\$ 257,546,124.28	8/10/2009
							\$ 257,546,124.28	\$ 257,546,124.28	\$ 257,546,124.28	
154433	300 REG	STAR30012	STAR OHIO 10010	0.04		0.04	\$ 229,207,445.94	\$ 229,207,445.94	\$ 229,207,445.94	3/28/2002
182202	301 REG	STAR30129	STAR OHIO 70933	0.04		0.04	\$ 64,999,790.25	\$ 64,999,790.25	\$ 64,999,790.25	8/23/2007
174457	304 REG	STAR30418	STAR OHIO 63942	0.04		0.04	\$ 83,348,555.56	\$ 83,348,555.56	\$ 83,348,555.56	1/26/2006
							\$ 377,555,791.75	\$ 377,555,791.75	\$ 377,555,791.75	
206498	304 REG	912828QP8	US TREASURY NOTE	1.75	5/31/2016	1.40	\$ 10,000,000.00	\$ 10,165,625.00	\$ 10,015,600.00	6/28/2011
206525	304 REG	912828QP8	US TREASURY NOTE	1.75	5/31/2016	1.49	\$ 5,000,000.00	\$ 5,061,718.75	\$ 5,007,800.00	6/29/2011
206526	304 REG	912828QP8	US TREASURY NOTE	1.75	5/31/2016	1.49	\$ 5,000,000.00	\$ 5,060,937.50	\$ 5,007,800.00	6/29/2011
							\$ 20,000,000.00	\$ 20,288,281.25	\$ 20,031,200.00	
192829	303 REG	LD1000024	WESTFIELD BANK, FSB	0.15	7/1/2011	0.15	\$ 125,747.22	\$ 125,747.22	\$ 125,747.22	7/1/2009
192830	303 REG	LD1000032	CITIZENS SAVINGS BANK, MARTINS F	0.15	7/1/2011	0.15	\$ 86,894.57	\$ 86,894.57	\$ 86,894.57	7/1/2009
192833	303 REG	LD1000065	METAMORA STATE BANK	0.15	7/1/2011	0.15	\$ 75,000.00	\$ 75,000.00	\$ 75,000.00	7/1/2009
192845	303 REG	LD1000073	LCNB NATIONAL BANK	0.15	7/1/2011	0.15	\$ 62,751.16	\$ 62,751.16	\$ 62,751.16	7/2/2009
192846	303 REG	LD1000081	DELAWARE COUNTY BANK & TRUST CO*	0.15	7/1/2011	0.15	\$ 234,589.10	\$ 234,589.10	\$ 234,589.10	7/2/2009
192847	303 REG	LD1000099	FIRST FEDERAL BANK OF THE MIDWEST	0.15	7/1/2011	0.15	\$ 17,967.97	\$ 17,967.97	\$ 17,967.97	7/2/2009
192848	303 REG	LD1000107	CITIZENS NATIONAL OF BLUFFTON	0.15	7/1/2011	0.15	\$ 38,099.29	\$ 38,099.29	\$ 38,099.29	7/2/2009
192849	303 REG	LD1000115	DELAWARE COUNTY BANK & TRUST CO*	0.15	7/1/2011	0.15	\$ 36,959.87	\$ 36,959.87	\$ 36,959.87	7/2/2009
192858	303 REG	LD1000123	WESBANCO BANK, INC	0.15	7/6/2011	0.15	\$ 247,012.01	\$ 247,012.01	\$ 247,012.01	7/6/2009
192860	303 REG	LD1000131	National City Bank DNU merger	0.15	7/6/2011	0.15	\$ 400,000.00	\$ 400,000.00	\$ 400,000.00	7/6/2009
192862	303 REG	LD1000149	FARMERS & MERCHANTS STATE BANK	0.15	7/6/2011	0.15	\$ 147,064.13	\$ 147,064.13	\$ 147,064.13	7/6/2009
203117	303 REG	LD1000149	FARMERS & MERCHANTS STATE BANK	0.15	7/6/2011	0.15	\$ 98,307.57	\$ 98,307.57	\$ 98,307.57	1/6/2011
192870	303 REG	LD1000156	METAMORA STATE BANK	0.15	7/6/2011	0.15	\$ 103,420.92	\$ 103,420.92	\$ 103,420.92	7/6/2009
192871	303 REG	LD1000164	FIRST NATIONAL BANK, PANDORA	0.15	7/6/2011	0.15	\$ 194,776.34	\$ 194,776.34	\$ 194,776.34	7/6/2009
192873	303 REG	LD1000172	FIRST NATIONAL BANK, PANDORA	0.15	7/6/2011	0.15	\$ 42,859.17	\$ 42,859.17	\$ 42,859.17	7/6/2009
192874	303 REG	LD1000180	FIRST NATIONAL BANK, PANDORA	0.15	7/6/2011	0.15	\$ 101,067.49	\$ 101,067.49	\$ 101,067.49	7/6/2009
192876	303 REG	LD1000198	FIRST FEDERAL BANK OF THE MIDWEST	0.15	7/7/2011	0.15	\$ 400,000.00	\$ 400,000.00	\$ 400,000.00	7/7/2009
192887	303 REG	LD1000206	CITIZENS BANKING CO., SANDUSKY	0.15	7/8/2011	0.15	\$ 253,419.92	\$ 253,419.92	\$ 253,419.92	7/8/2009
192889	303 REG	LD1000214	FARMERS & MERCHANTS STATE BANK	0.15	7/8/2011	0.15	\$ 96,143.77	\$ 96,143.77	\$ 96,143.77	7/8/2009
192896	303 REG	LD1000222	FIRST NATIONAL BANK, PANDORA	0.15	7/8/2011	0.15	\$ 375,918.84	\$ 375,918.84	\$ 375,918.84	7/8/2009
192900	303 REG	LD1000230	FARMERS NATIONAL BANK, CANFIELD	0.15	7/8/2011	0.15	\$ 250,430.21	\$ 250,430.21	\$ 250,430.21	7/9/2009
192901	303 REG	LD1000248	National City Bank DNU merger	0.15	7/8/2011	0.15	\$ 169,972.41	\$ 169,972.41	\$ 169,972.41	7/9/2009
192902	303 REG	LD1000255	U.S. BANK, N.A.	0.15	7/8/2011	0.15	\$ 14,909.66	\$ 14,909.66	\$ 14,909.66	7/9/2009
192903	303 REG	LD1000263	DELAWARE COUNTY BANK & TRUST CO*	0.15	7/8/2011	0.15	\$ 33,876.57	\$ 33,876.57	\$ 33,876.57	7/9/2009
192904	303 REG	LD1000271	STATE BANK & TRUST COMPANY	0.15	7/8/2011	0.15	\$ 400,000.00	\$ 400,000.00	\$ 400,000.00	7/9/2009
192930	303 REG	LD1000289	FARMERS BANK & SAVINGS CO	0.15	7/14/2011	0.15	\$ 231,636.64	\$ 231,636.64	\$ 231,636.64	7/14/2009
192946	303 REG	LD1000016	PORTAGE COMMUNITY BANK	0.15	7/15/2011	0.15	\$ 349,145.31	\$ 349,145.31	\$ 349,145.31	7/15/2009
192948	303 REG	LD1000305	OHIO HERITAGE BANK	0.15	7/15/2011	0.15	\$ 371,609.76	\$ 371,609.76	\$ 371,609.76	7/15/2009
192949	303 REG	LD1000313	FIRST FEDERAL BANK OF THE MIDWEST	0.15	7/15/2011	0.15	\$ 155,023.68	\$ 155,023.68	\$ 155,023.68	7/15/2009
192950	303 REG	LD1000321	Second NB, div Park NB	0.15	7/15/2011	0.15	\$ 33,065.14	\$ 33,065.14	\$ 33,065.14	7/15/2009
192951	303 REG	LD1000339	OLD FORT BANKING COMPANY	0.15	7/15/2011	0.15	\$ 294,717.84	\$ 294,717.84	\$ 294,717.84	7/15/2009
192965	303 REG	LD1000354	WESTFIELD BANK, FSB	0.15	7/15/2011	0.15	\$ 306,120.58	\$ 306,120.58	\$ 306,120.58	7/16/2009
192967	303 REG	LD1000362	CONSUMERS NATIONAL BANK	0.15	7/15/2011	0.15	\$ 348,592.23	\$ 348,592.23	\$ 348,592.23	7/17/2009
192968	303 REG	LD1000370	FARMERS NATIONAL BANK, CANFIELD	0.15	7/15/2011	0.15	\$ 68,152.49	\$ 68,152.49	\$ 68,152.49	7/17/2009
192969	303 REG	LD1000388	FORT JENNINGS STATE BANK	0.15	7/15/2011	0.15	\$ 282,675.07	\$ 282,675.07	\$ 282,675.07	7/17/2009
192971	303 REG	LD1000396	FORT JENNINGS STATE BANK	0.15	7/15/2011	0.15	\$ 79,815.35	\$ 79,815.35	\$ 79,815.35	7/17/2009
192978	303 REG	LD1000404	CF BANK *	0.15	7/20/2011	0.15	\$ 329,237.74	\$ 329,237.74	\$ 329,237.74	7/20/2009
192989	303 REG	LD1000412	FARMERS & MERCHANTS STATE BANK	0.15	7/21/2011	0.15	\$ 255,636.00	\$ 255,636.00	\$ 255,636.00	7/21/2009
192990	303 REG	LD1000420	UNION BANK COMPANY, COLS GROVE	0.15	7/21/2011	0.15	\$ 371,222.61	\$ 371,222.61	\$ 371,222.61	7/21/2009

PGM: INVS_MONTHEND_INVENTORY
SOURCE: VisualQED
MODEL: INVENTORY
BASIS: SETTLEMENT
AS-OF: 6/30/2011

**JOSH MANDEL
TREASURER, STATE OF OHIO**

INVESTMENT INVENTORY
SETTLED POSITIONS AS OF: 06/30/11

INVS#	FUND	CUSIP	DESCRIPTION	RATE	MATURITY	YIELD	PAR AMOUNT	BOOK VALUE	MARKET VALUE	1ST PUR
193005	303 REG	LD1000438	COMMUNITY BANK, CROOKSVILLE	0.15	7/22/2011	0.15	\$ 82,000.00	\$ 82,000.00	\$ 82,000.00	7/22/2009
193006	303 REG	LD1000446	FIRST NATIONAL BANK, PANDORA	0.15	7/22/2011	0.15	\$ 58,585.41	\$ 58,585.41	\$ 58,585.41	7/22/2009
193022	303 REG	LD1000453	GENOA BANKING COMPANY	0.15	7/22/2011	0.15	\$ 243,912.72	\$ 243,912.72	\$ 243,912.72	7/23/2009
193024	303 REG	LD1000461	GENOA BANKING COMPANY	0.15	7/22/2011	0.15	\$ 400,000.00	\$ 400,000.00	\$ 400,000.00	7/23/2009
193025	303 REG	LD1000479	FIRST STATE BANK OF ADAMS COUNTY	0.15	7/22/2011	0.15	\$ 366,671.90	\$ 366,671.90	\$ 366,671.90	7/23/2009
193026	303 REG	LD1000487	OLD FORT BANKING COMPANY	0.15	7/22/2011	0.15	\$ 379,852.37	\$ 379,852.37	\$ 379,852.37	7/23/2009
193038	303 REG	LD1000495	National City Bank DNU merger	0.15	7/22/2011	0.15	\$ 122,284.15	\$ 122,284.15	\$ 122,284.15	7/24/2009
193048	303 REG	LD1000503	VINTON COUNTY NATIONAL BANK	0.15	7/27/2011	0.15	\$ 7,371.41	\$ 7,371.41	\$ 7,371.41	7/27/2009
193049	303 REG	LD1000511	NATIONAL BANK OF OAK HARBOR	0.15	7/27/2011	0.15	\$ 109,789.62	\$ 109,789.62	\$ 109,789.62	7/27/2009
193050	303 REG	LD1000529	CONSUMERS NATIONAL BANK	0.15	7/27/2011	0.15	\$ 186,912.90	\$ 186,912.90	\$ 186,912.90	7/27/2009
193051	303 REG	LD1000537	CONSUMERS NATIONAL BANK	0.15	7/27/2011	0.15	\$ 48,383.71	\$ 48,383.71	\$ 48,383.71	7/27/2009
193056	303 REG	LD1000545	COMMUNITY BANK, CROOKSVILLE	0.15	7/28/2011	0.15	\$ 200,000.00	\$ 200,000.00	\$ 200,000.00	7/28/2009
193057	303 REG	LD1000552	WESTERN RESERVE BANK	0.15	7/28/2011	0.15	\$ 283,357.98	\$ 283,357.98	\$ 283,357.98	7/28/2009
193058	303 REG	LD1000560	CORTLAND SAVINGS & BANKING CO	0.15	7/28/2011	0.15	\$ 189,209.28	\$ 189,209.28	\$ 189,209.28	7/28/2009
193069	303 REG	LD1000578	CITIZENS SAVINGS BANK, MARTINS F	0.15	7/29/2011	0.15	\$ 17,060.79	\$ 17,060.79	\$ 17,060.79	7/29/2009
193070	303 REG	LD1000586	FIRST NATIONAL BANK, PANDORA	0.15	7/29/2011	0.15	\$ 65,800.00	\$ 65,800.00	\$ 65,800.00	7/29/2009
193076	303 REG	LD1000594	HOME LOAN SAVINGS BANK	0.15	7/29/2011	0.15	\$ 261,934.68	\$ 261,934.68	\$ 261,934.68	7/30/2009
193077	303 REG	LD1000602	CITIZENS SAVINGS BANK, MARTINS F	0.15	7/29/2011	0.15	\$ 387,429.15	\$ 387,429.15	\$ 387,429.15	7/30/2009
193078	303 REG	LD1000610	FARMERS NATIONAL BANK, CANFIELD	0.15	7/29/2011	0.15	\$ 326,525.47	\$ 326,525.47	\$ 326,525.47	7/30/2009
193090	303 REG	LD1000628	HOME LOAN SAVINGS BANK	0.15	7/29/2011	0.15	\$ 243,288.11	\$ 243,288.11	\$ 243,288.11	7/31/2009
199254	303 REG	LD1100725	FIRST NATIONAL BANK, PANDORA	0.15	7/29/2011	0.15	\$ 527,781.62	\$ 527,781.62	\$ 527,781.62	7/30/2010
193102	303 REG	LD1000636	National City Bank DNU merger	0.15	8/3/2011	0.15	\$ 64,104.70	\$ 64,104.70	\$ 64,104.70	8/3/2009
193115	303 REG	LD1000644	LAKE NATIONAL BANK	0.15	8/3/2011	0.15	\$ 91,895.71	\$ 91,895.71	\$ 91,895.71	8/3/2009
193118	303 REG	LD1000651	HOCKING VALLEY BANK	0.15	8/3/2011	0.15	\$ 194,824.44	\$ 194,824.44	\$ 194,824.44	8/3/2009
193120	303 REG	LD1000669	AMERICAN SAVINGS BANK, FSB	0.15	8/4/2011	0.15	\$ 95,061.74	\$ 95,061.74	\$ 95,061.74	8/4/2009
193121	303 REG	LD1000677	CITIZENS NATIONAL OF BLUFFTON	0.15	8/4/2011	0.15	\$ 178,333.09	\$ 178,333.09	\$ 178,333.09	8/4/2009
193143	303 REG	LD1000685	CONSUMERS NATIONAL BANK	0.15	8/5/2011	0.15	\$ 76,405.76	\$ 76,405.76	\$ 76,405.76	8/5/2009
193144	303 REG	LD1000693	CORTLAND SAVINGS & BANKING CO	0.15	8/5/2011	0.15	\$ 139,473.83	\$ 139,473.83	\$ 139,473.83	8/5/2009
193145	303 REG	LD1000701	FARMERS NATIONAL BANK, CANFIELD	0.15	8/5/2011	0.15	\$ 141,231.36	\$ 141,231.36	\$ 141,231.36	8/7/2009
193146	303 REG	LD1000719	FIRST FEDERAL BANK OFTHE MIDWEST	0.15	8/5/2011	0.15	\$ 77,696.77	\$ 77,696.77	\$ 77,696.77	8/5/2009
193173	303 REG	LD1000727	AMERICAN SAVINGS BANK, FSB	0.15	8/10/2011	0.15	\$ 150,000.00	\$ 150,000.00	\$ 150,000.00	8/10/2009
193174	303 REG	LD1000735	CF BANK *	0.15	8/10/2011	0.15	\$ 327,944.54	\$ 327,944.54	\$ 327,944.54	8/10/2009
193199	303 REG	LD1000750	National City Bank DNU merger	0.15	8/11/2011	0.15	\$ 170,989.24	\$ 170,989.24	\$ 170,989.24	8/11/2009
193200	303 REG	LD1000768	FARMERS NATIONAL BANK, CANFIELD	0.15	8/11/2011	0.15	\$ 342,627.59	\$ 342,627.59	\$ 342,627.59	8/11/2009
193201	303 REG	LD1000776	COMMERCIAL & SAVINGS BANK, MILLE	0.15	8/11/2011	0.15	\$ 274,734.40	\$ 274,734.40	\$ 274,734.40	8/11/2009
193217	303 REG	LD1000784	FARMERS STATE BANK, NEW MADISON	0.15	8/12/2011	0.15	\$ 122,660.20	\$ 122,660.20	\$ 122,660.20	8/13/2009
193265	303 REG	LD1000792	CITIZENS NATIONAL OF BLUFFTON	0.15	8/12/2011	0.15	\$ 137,129.49	\$ 137,129.49	\$ 137,129.49	8/14/2009
193278	303 REG	LD1000800	U.S. BANK, N.A.	0.15	8/18/2011	0.15	\$ 14,327.78	\$ 14,327.78	\$ 14,327.78	8/18/2009
193279	303 REG	LD1000818	U.S. BANK, N.A.	0.15	8/18/2011	0.15	\$ 388,068.60	\$ 388,068.60	\$ 388,068.60	8/18/2009
193280	303 REG	LD1000826	KEYBANK, NA	0.15	8/18/2011	0.15	\$ 33,205.69	\$ 33,205.69	\$ 33,205.69	8/18/2009
193281	303 REG	LD1000834	Second NB, div Park NB	0.15	8/18/2011	0.15	\$ 217,330.24	\$ 217,330.24	\$ 217,330.24	8/18/2009
193282	303 REG	LD1000842	DELAWARE COUNTY BANK & TRUST CO*	0.15	8/18/2011	0.15	\$ 204,105.51	\$ 204,105.51	\$ 204,105.51	8/18/2009
193283	303 REG	LD1000859	OLD FORT BANKING COMPANY	0.15	8/18/2011	0.15	\$ 30,019.46	\$ 30,019.46	\$ 30,019.46	8/18/2009
193285	303 REG	LD1000875	CITIZENS NATIONAL OF BLUFFTON	0.15	8/18/2011	0.15	\$ 45,468.61	\$ 45,468.61	\$ 45,468.61	8/18/2009
193298	303 REG	LD1000883	WESTFIELD BANK, FSB	0.15	8/19/2011	0.15	\$ 43,451.25	\$ 43,451.25	\$ 43,451.25	8/19/2009
193305	303 REG	LD1000909	DELAWARE COUNTY BANK & TRUST CO*	0.15	8/19/2011	0.15	\$ 136,368.27	\$ 136,368.27	\$ 136,368.27	8/20/2009
193309	303 REG	LD1000917	FIRST NATIONAL BANK, DENNISON	0.15	8/19/2011	0.15	\$ 258,178.86	\$ 258,178.86	\$ 258,178.86	8/20/2009
193319	303 REG	LD1000925	FARMERS NATIONAL BANK, CANFIELD	0.15	8/19/2011	0.15	\$ 373,188.11	\$ 373,188.11	\$ 373,188.11	8/21/2009
193331	303 REG	LD1000933	SIGNATURE BANK, N.A.	0.15	8/24/2011	0.15	\$ 81,643.32	\$ 81,643.32	\$ 81,643.32	8/24/2009
193350	303 REG	LD1000941	U.S. BANK, N.A.	0.15	8/25/2011	0.15	\$ 16,522.24	\$ 16,522.24	\$ 16,522.24	8/25/2009
193351	303 REG	LD1000958	U.S. BANK, N.A.	0.15	8/25/2011	0.15	\$ 400,000.00	\$ 400,000.00	\$ 400,000.00	8/25/2009
193361	303 REG	LD1000966	CITIZENS SAVINGS BANK, MARTINS F	0.15	8/26/2011	0.15	\$ 94,129.64	\$ 94,129.64	\$ 94,129.64	8/26/2009
193370	303 REG	LD1000974	CITIZENS SAVINGS BANK, MARTINS F	0.15	8/26/2011	0.15	\$ 143,800.03	\$ 143,800.03	\$ 143,800.03	8/27/2009
193375	303 REG	LD1000982	HUNTINGTON NATIONAL BANK, NA	0.15	8/26/2011	0.15	\$ 63,927.97	\$ 63,927.97	\$ 63,927.97	8/28/2009
193376	303 REG	LD1000990	HUNTINGTON NATIONAL BANK, NA	0.15	8/26/2011	0.15	\$ 49,471.43	\$ 49,471.43	\$ 49,471.43	8/28/2009
193403	303 REG	LD1001006	SUTTON BANK	0.15	9/2/2011	0.15	\$ 15,606.32	\$ 15,606.32	\$ 15,606.32	9/2/2009
193404	303 REG	LD1001014	FIRST CITIZENS NATIONAL BANK	0.15	9/2/2011	0.15	\$ 57,798.82	\$ 57,798.82	\$ 57,798.82	9/2/2009

PGM: INVS_MONTHEND_INVENTORY
 SOURCE: VisualQED
 MODEL: INVENTORY
 BASIS: SETTLEMENT
 AS-OF: 6/30/2011

**JOSH MANDEL
 TREASURER, STATE OF OHIO**

INVESTMENT INVENTORY
 SETTLED POSITIONS AS OF: 06/30/11

INVS#	FUND	CUSIP	DESCRIPTION	RATE	MATURITY	YIELD	PAR AMOUNT	BOOK VALUE	MARKET VALUE	1ST PUR
193406	303 REG	LD1001022	VINTON COUNTY NATIONAL BANK	0.15	9/2/2011	0.15	\$ 123,187.90	\$ 123,187.90	\$ 123,187.90	9/2/2009
193413	303 REG	LD1001030	CITIZENS SAVINGS BANK, MARTINS F	0.15	9/2/2011	0.15	\$ 79,011.26	\$ 79,011.26	\$ 79,011.26	9/3/2009
193414	303 REG	LD1001048	HUNTINGTON NATIONAL BANK, NA	0.15	9/2/2011	0.15	\$ 100,681.00	\$ 100,681.00	\$ 100,681.00	9/3/2009
193418	303 REG	LD1001055	FIRST NATIONAL BANK, PANDORA	0.15	9/2/2011	0.15	\$ 249,798.98	\$ 249,798.98	\$ 249,798.98	9/3/2009
193428	303 REG	LD1001063	COMMUNITY FIRST BANK	0.15	9/2/2011	0.15	\$ 58,277.43	\$ 58,277.43	\$ 58,277.43	9/4/2009
193429	303 REG	LD1001071	Second NB, div Park NB	0.15	9/2/2011	0.15	\$ 47,546.06	\$ 47,546.06	\$ 47,546.06	9/4/2009
193444	303 REG	LD1001089	U.S. BANK, N.A.	0.15	9/9/2011	0.15	\$ 15,865.49	\$ 15,865.49	\$ 15,865.49	9/9/2009
193445	303 REG	LD1001097	OLD FORT BANKING COMPANY	0.15	9/9/2011	0.15	\$ 272,330.74	\$ 272,330.74	\$ 272,330.74	9/9/2009
193446	303 REG	LD1001105	U.S. BANK, N.A.	0.15	9/9/2011	0.15	\$ 251,696.18	\$ 251,696.18	\$ 251,696.18	9/9/2009
193448	303 REG	LD1001121	FIRST FEDERAL BANK OFTHE MIDWEST	0.15	9/9/2011	0.15	\$ 100,076.56	\$ 100,076.56	\$ 100,076.56	9/9/2009
193449	303 REG	LD1001139	U.S. BANK, N.A.	0.15	9/9/2011	0.15	\$ 20,875.17	\$ 20,875.17	\$ 20,875.17	9/9/2009
193454	303 REG	LD1001147	FIRST FEDERAL BANK OFTHE MIDWEST	0.15	9/9/2011	0.15	\$ 221,131.81	\$ 221,131.81	\$ 221,131.81	9/10/2009
193468	303 REG	LD1001162	COMMUNITY BANK, CROOKSVILLE	0.15	9/9/2011	0.15	\$ 150,000.00	\$ 150,000.00	\$ 150,000.00	9/11/2009
193470	303 REG	LD1001170	METAMORA STATE BANK	0.15	9/9/2011	0.15	\$ 30,274.21	\$ 30,274.21	\$ 30,274.21	9/11/2009
193487	303 REG	LD1001188	PARK VIEW FED SAVING *	0.15	9/14/2011	0.15	\$ 12,876.74	\$ 12,876.74	\$ 12,876.74	9/14/2009
193507	303 REG	LD1001196	NORTH VALLEY BANK	0.15	9/16/2011	0.15	\$ 378,744.53	\$ 378,744.53	\$ 378,744.53	9/16/2009
193523	303 REG	LD1001204	U.S. BANK, N.A.	0.15	9/16/2011	0.15	\$ 167,505.42	\$ 167,505.42	\$ 167,505.42	9/17/2009
193524	303 REG	LD1001212	U.S. BANK, N.A.	0.15	9/16/2011	0.15	\$ 175,000.00	\$ 175,000.00	\$ 175,000.00	9/17/2009
193525	303 REG	LD1001220	U.S. BANK, N.A.	0.15	9/16/2011	0.15	\$ 125,652.29	\$ 125,652.29	\$ 125,652.29	9/17/2009
193526	303 REG	LD1001238	LIBERTY SAVINGS BANK *	0.15	9/16/2011	0.15	\$ 354,513.51	\$ 354,513.51	\$ 354,513.51	9/18/2009
193533	303 REG	LD1001246	FIRST NATIONAL BANK, DENNISON	0.15	9/16/2011	0.15	\$ 215,148.35	\$ 215,148.35	\$ 215,148.35	9/18/2009
193535	303 REG	LD1001253	Richland Trust Co, div Park NB	0.15	9/21/2011	0.15	\$ 107,620.95	\$ 107,620.95	\$ 107,620.95	9/21/2009
193536	303 REG	LD1001261	Second NB, div Park NB	0.15	9/21/2011	0.15	\$ 102,258.89	\$ 102,258.89	\$ 102,258.89	9/21/2009
193566	303 REG	LD1001279	CROGHAN COLONIAL BANK	0.15	9/23/2011	0.15	\$ 3,168.24	\$ 3,168.24	\$ 3,168.24	9/23/2009
193567	303 REG	LD1001287	WESBANCO BANK, INC	0.15	9/23/2011	0.15	\$ 70,386.61	\$ 70,386.61	\$ 70,386.61	9/23/2009
193569	303 REG	LD1001295	CITIZENS SAVINGS BANK, MARTINS F	0.15	9/23/2011	0.15	\$ 118,340.74	\$ 118,340.74	\$ 118,340.74	9/23/2009
193595	303 REG	LD1001303	LORAIN NATIONAL BANK	0.15	9/23/2011	0.15	\$ 52,203.26	\$ 52,203.26	\$ 52,203.26	9/25/2009
193610	303 REG	LD1001311	FIRST CITIZENS NATIONAL BANK	0.15	9/28/2011	0.15	\$ 251,766.30	\$ 251,766.30	\$ 251,766.30	9/28/2009
193611	303 REG	LD1001329	OLD FORT BANKING COMPANY	0.15	9/28/2011	0.15	\$ 186,244.01	\$ 186,244.01	\$ 186,244.01	9/28/2009
193616	303 REG	LD1001337	ARLINGTON BANK	0.15	9/28/2011	0.15	\$ 175,538.49	\$ 175,538.49	\$ 175,538.49	9/28/2009
193627	303 REG	LD1001345	U.S. BANK, N.A.	0.15	9/30/2011	0.15	\$ 400,000.00	\$ 400,000.00	\$ 400,000.00	9/30/2009
193629	303 REG	LD1001352	U.S. BANK, N.A.	0.15	9/30/2011	0.15	\$ 43,140.97	\$ 43,140.97	\$ 43,140.97	9/30/2009
193631	303 REG	LD1001360	CITIZENS SAVINGS BANK, MARTINS F	0.15	9/30/2011	0.15	\$ 321,738.42	\$ 321,738.42	\$ 321,738.42	9/30/2009
193663	303 REG	LD1001378	OSGOOD STATE BANK	0.15	9/30/2011	0.15	\$ 24,635.08	\$ 24,635.08	\$ 24,635.08	10/2/2009
193665	303 REG	LD1001386	HOME LOAN SAVINGS BANK	0.15	9/30/2011	0.15	\$ 324,995.94	\$ 324,995.94	\$ 324,995.94	10/2/2009
193667	303 REG	LD1001402	FIRST NATIONAL BANK, PANDORA	0.15	9/30/2011	0.15	\$ 29,192.65	\$ 29,192.65	\$ 29,192.65	10/2/2009
193684	303 REG	LD1001410	NATIONAL BANK & TRUST COMPANY	0.15	10/6/2011	0.15	\$ 195,674.13	\$ 195,674.13	\$ 195,674.13	10/6/2009
193685	303 REG	LD1001428	NATIONAL BANK & TRUST COMPANY	0.15	10/6/2011	0.15	\$ 228,272.58	\$ 228,272.58	\$ 228,272.58	10/6/2009
193686	303 REG	LD1001436	FIRST NATIONAL BANK, PANDORA	0.15	10/6/2011	0.15	\$ 39,525.64	\$ 39,525.64	\$ 39,525.64	10/6/2009
193688	303 REG	LD1001451	CF BANK *	0.15	10/6/2011	0.15	\$ 157,609.20	\$ 157,609.20	\$ 157,609.20	10/6/2009
193702	303 REG	LD1001469	FARMERS NATIONAL BANK, CANFIELD	0.15	10/7/2011	0.15	\$ 292,738.04	\$ 292,738.04	\$ 292,738.04	10/7/2009
193703	303 REG	LD1001477	PARK NATIONAL BANK	0.15	10/7/2011	0.15	\$ 400,000.00	\$ 400,000.00	\$ 400,000.00	10/7/2009
193704	303 REG	LD1001485	FIRST CITIZENS NATIONAL BANK	0.15	10/7/2011	0.15	\$ 138,156.02	\$ 138,156.02	\$ 138,156.02	10/7/2009
193712	303 REG	LD1001501	CITIZENS SAVINGS BANK, MARTINS F	0.15	10/7/2011	0.15	\$ 41,295.25	\$ 41,295.25	\$ 41,295.25	10/8/2009
193713	303 REG	LD1001519	LORAIN NATIONAL BANK	0.15	10/7/2011	0.15	\$ 270,195.72	\$ 270,195.72	\$ 270,195.72	10/8/2009
193714	303 REG	LD1001527	HUNTINGTON NATIONAL BANK, NA	0.15	10/7/2011	0.15	\$ 159,286.57	\$ 159,286.57	\$ 159,286.57	10/8/2009
193715	303 REG	LD1001535	HUNTINGTON NATIONAL BANK, NA	0.15	10/7/2011	0.15	\$ 160,939.20	\$ 160,939.20	\$ 160,939.20	10/8/2009
193716	303 REG	LD1001543	FARMERS NATIONAL BANK, CANFIELD	0.15	10/7/2011	0.15	\$ 81,398.45	\$ 81,398.45	\$ 81,398.45	10/8/2009
193724	303 REG	LD1001550	COMMERCIAL & SAVINGS BANK, MILLE	0.15	10/7/2011	0.15	\$ 301,169.74	\$ 301,169.74	\$ 301,169.74	10/8/2009
193727	303 REG	LD1001568	CITIZENS SAVINGS BANK, MARTINS F	0.15	10/7/2011	0.15	\$ 25,047.73	\$ 25,047.73	\$ 25,047.73	10/9/2009
193740	303 REG	LD1001576	FIRST NATIONAL BANK, PANDORA	0.15	10/13/2011	0.15	\$ 400,000.00	\$ 400,000.00	\$ 400,000.00	10/13/2009
193741	303 REG	LD1001584	U.S. BANK, N.A.	0.15	10/13/2011	0.15	\$ 71,486.79	\$ 71,486.79	\$ 71,486.79	10/13/2009
193742	303 REG	LD1001592	U.S. BANK, N.A.	0.15	10/13/2011	0.15	\$ 174,009.12	\$ 174,009.12	\$ 174,009.12	10/13/2009
193743	303 REG	LD1001600	U.S. BANK, N.A.	0.15	10/13/2011	0.15	\$ 243,960.56	\$ 243,960.56	\$ 243,960.56	10/13/2009
193744	303 REG	LD1001618	FORT JENNINGS STATE BANK	0.15	10/13/2011	0.15	\$ 57,579.36	\$ 57,579.36	\$ 57,579.36	10/13/2009
193745	303 REG	LD1001626	HUNTINGTON NATIONAL BANK, NA	0.15	10/13/2011	0.15	\$ 134,414.31	\$ 134,414.31	\$ 134,414.31	10/13/2009
193831	303 REG	LD1001634	CORTLAND SAVINGS & BANKING CO	0.15	10/14/2011	0.15	\$ 30,720.78	\$ 30,720.78	\$ 30,720.78	10/15/2009

PGM: INVS_MONTHEND_INVENTORY
 SOURCE: VisualQED
 MODEL: INVENTORY
 BASIS: SETTLEMENT
 AS-OF: 6/30/2011

JOSH MANDEL
TREASURER, STATE OF OHIO

INVESTMENT INVENTORY
 SETTLED POSITIONS AS OF: 06/30/11

INVT#	FUND	CUSIP	DESCRIPTION	RATE	MATURITY	YIELD	PAR AMOUNT	BOOK VALUE	MARKET VALUE	1ST PUR
193874	303 REG	LD1001667	FIRSTMERIT BANK, NA	0.15	10/20/2011	0.15	\$ 286,666.61	\$ 286,666.61	\$ 286,666.61	10/20/2009
193875	303 REG	LD1001675	FIRST FEDERAL BANK OFTHE MIDWEST	0.15	10/20/2011	0.15	\$ 100,000.00	\$ 100,000.00	\$ 100,000.00	10/20/2009
193882	303 REG	LD1001683	PARK NATIONAL BANK	0.15	10/21/2011	0.15	\$ 400,000.00	\$ 400,000.00	\$ 400,000.00	10/21/2009
193884	303 REG	LD1001691	FIRST FEDERAL BANK OFTHE MIDWEST	0.15	10/21/2011	0.15	\$ 21,428.82	\$ 21,428.82	\$ 21,428.82	10/21/2009
193899	303 REG	LD1001709	United Bank, div Park NB	0.15	10/21/2011	0.15	\$ 253,811.35	\$ 253,811.35	\$ 253,811.35	10/22/2009
193925	303 REG	LD1001717	FIRST MERCHANTS BANK N.A.	0.15	10/26/2011	0.15	\$ 369,040.90	\$ 369,040.90	\$ 369,040.90	10/26/2009
193926	303 REG	LD1001725	NATIONAL BANK OF OAK HARBOR	0.15	10/26/2011	0.15	\$ 213,397.27	\$ 213,397.27	\$ 213,397.27	10/26/2009
193927	303 REG	LD1001733	CITIZENS NATIONAL OF BLUFFTON	0.15	10/26/2011	0.15	\$ 125,617.78	\$ 125,617.78	\$ 125,617.78	10/26/2009
193928	303 REG	LD1001741	HEARTLAND BANK	0.15	10/26/2011	0.15	\$ 281,499.29	\$ 281,499.29	\$ 281,499.29	10/26/2009
193929	303 REG	LD1001758	OLD FORT BANKING COMPANY	0.15	10/26/2011	0.15	\$ 145,054.42	\$ 145,054.42	\$ 145,054.42	10/26/2009
193940	303 REG	LD1001766	WESTFIELD BANK, FSB	0.15	10/27/2011	0.15	\$ 111,724.19	\$ 111,724.19	\$ 111,724.19	10/27/2009
193941	303 REG	LD1001774	SAVINGS BANK	0.15	10/27/2011	0.15	\$ 268,213.13	\$ 268,213.13	\$ 268,213.13	10/27/2009
193967	303 REG	LD1001790	U.S. BANK, N.A.	0.15	10/28/2011	0.15	\$ 292,472.53	\$ 292,472.53	\$ 292,472.53	10/29/2009
193969	303 REG	LD1001808	United Bank, div Park NB	0.15	10/28/2011	0.15	\$ 70,706.53	\$ 70,706.53	\$ 70,706.53	10/29/2009
193981	303 REG	LD1001816	COMMERCIAL & SAVINGS BANK, MILLE	0.15	10/28/2011	0.15	\$ 198,459.69	\$ 198,459.69	\$ 198,459.69	10/30/2009
193982	303 REG	LD1001824	Second NB, div Park NB	0.15	10/28/2011	0.15	\$ 22,622.77	\$ 22,622.77	\$ 22,622.77	10/30/2009
193983	303 REG	LD1001832	OLD FORT BANKING COMPANY	0.15	10/28/2011	0.15	\$ 332,172.29	\$ 332,172.29	\$ 332,172.29	10/30/2009
193984	303 REG	LD1001840	CORTLAND SAVINGS & BANKING CO	0.15	10/28/2011	0.15	\$ 76,700.99	\$ 76,700.99	\$ 76,700.99	10/30/2009
193986	303 REG	LD1001857	LAKE NATIONAL BANK	0.15	10/28/2011	0.15	\$ 285,519.70	\$ 285,519.70	\$ 285,519.70	10/30/2009
193991	303 REG	LD1001865	KILLBUCK SAVINGS BANK CO.	0.15	11/2/2011	0.15	\$ 22,183.19	\$ 22,183.19	\$ 22,183.19	11/2/2009
193992	303 REG	LD1001873	CROGHAN COLONIAL BANK	0.15	11/2/2011	0.15	\$ 400,000.00	\$ 400,000.00	\$ 400,000.00	11/2/2009
194021	303 REG	LD1001881	COMMERCIAL SAVINGS BANK, UPPER S	0.15	11/4/2011	0.15	\$ 81,806.83	\$ 81,806.83	\$ 81,806.83	11/4/2009
194024	303 REG	LD1001899	CITIZENS NATIONAL OF BLUFFTON	0.15	11/4/2011	0.15	\$ 22,318.27	\$ 22,318.27	\$ 22,318.27	11/4/2009
194025	303 REG	LD1001907	CONSUMERS NATIONAL BANK	0.15	11/4/2011	0.15	\$ 380,052.24	\$ 380,052.24	\$ 380,052.24	11/4/2009
194034	303 REG	LD1001915	Century NB, div Park NB	0.15	11/4/2011	0.15	\$ 400,000.00	\$ 400,000.00	\$ 400,000.00	11/4/2009
194039	303 REG	LD1001923	FARMERS NATIONAL BANK, CANFIELD	0.15	11/4/2011	0.15	\$ 221,752.24	\$ 221,752.24	\$ 221,752.24	11/5/2009
194085	303 REG	LD1001949	COMMERCIAL & SAVINGS BANK, MILLE	0.15	11/10/2011	0.15	\$ 378,739.57	\$ 378,739.57	\$ 378,739.57	11/10/2009
194086	303 REG	LD1001956	FAHEY BANKING COMPANY	0.15	11/10/2011	0.15	\$ 191,823.31	\$ 191,823.31	\$ 191,823.31	11/10/2009
194087	303 REG	LD1001964	FIRST NATIONAL BANK, PANDORA	0.15	11/10/2011	0.15	\$ 135,736.92	\$ 135,736.92	\$ 135,736.92	11/10/2009
194088	303 REG	LD1001972	FARMERS NATIONAL BANK, CANFIELD	0.15	11/10/2011	0.15	\$ 259,895.34	\$ 259,895.34	\$ 259,895.34	11/10/2009
194089	303 REG	LD1001980	OSGOOD STATE BANK	0.15	11/10/2011	0.15	\$ 46,747.58	\$ 46,747.58	\$ 46,747.58	11/10/2009
194122	303 REG	LD1001998	MUTUAL FEDERAL SAVINGS	0.15	11/10/2011	0.15	\$ 49,902.72	\$ 49,902.72	\$ 49,902.72	11/12/2009
194131	303 REG	LD1002004	KINGSTON NATIONAL BANK	0.15	11/10/2011	0.15	\$ 169,212.43	\$ 169,212.43	\$ 169,212.43	11/13/2009
194132	303 REG	LD1002012	STATE BANK & TRUST COMPANY	0.15	11/10/2011	0.15	\$ 88,642.47	\$ 88,642.47	\$ 88,642.47	11/13/2009
194133	303 REG	LD1002020	FORT JENNINGS STATE BANK	0.15	11/10/2011	0.15	\$ 59,815.90	\$ 59,815.90	\$ 59,815.90	11/13/2009
194146	303 REG	LD1002038	FORT JENNINGS STATE BANK	0.15	11/16/2011	0.15	\$ 266,342.78	\$ 266,342.78	\$ 266,342.78	11/16/2009
194147	303 REG	LD1002046	SUTTON BANK	0.15	11/16/2011	0.15	\$ 22,346.67	\$ 22,346.67	\$ 22,346.67	11/16/2009
194148	303 REG	LD1002053	SUTTON BANK	0.15	11/16/2011	0.15	\$ 18,264.16	\$ 18,264.16	\$ 18,264.16	11/16/2009
194161	303 REG	LD1002079	U.S. BANK, N.A.	0.15	11/18/2011	0.15	\$ 138,207.17	\$ 138,207.17	\$ 138,207.17	11/18/2009
194162	303 REG	LD1002087	FIRST FEDERAL BANK OFTHE MIDWEST	0.15	11/18/2011	0.15	\$ 45,226.68	\$ 45,226.68	\$ 45,226.68	11/18/2009
194175	303 REG	LD1002095	FIRST FEDERAL BANK OFTHE MIDWEST	0.15	11/18/2011	0.15	\$ 183,897.14	\$ 183,897.14	\$ 183,897.14	11/19/2009
194176	303 REG	LD1002103	OLD FORT BANKING COMPANY	0.15	11/18/2011	0.15	\$ 163,923.36	\$ 163,923.36	\$ 163,923.36	11/19/2009
194177	303 REG	LD1002111	FARMERS NATIONAL BANK, CANFIELD	0.15	11/18/2011	0.15	\$ 242,384.12	\$ 242,384.12	\$ 242,384.12	11/19/2009
194214	303 REG	LD1002137	CITIZENS SAVINGS BANK, MARTINS F	0.15	11/23/2011	0.15	\$ 62,551.58	\$ 62,551.58	\$ 62,551.58	11/23/2009
194215	303 REG	LD1002145	COMMERCIAL SAVINGS BANK, UPPER S	0.15	11/23/2011	0.15	\$ 229,970.21	\$ 229,970.21	\$ 229,970.21	11/23/2009
194216	303 REG	LD1002152	COMMERCIAL & SAVINGS BANK, MILLE	0.15	11/23/2011	0.15	\$ 139,992.24	\$ 139,992.24	\$ 139,992.24	11/23/2009
194238	303 REG	LD1002160	OLD FORT BANKING COMPANY	0.15	11/23/2011	0.15	\$ 44,919.44	\$ 44,919.44	\$ 44,919.44	11/24/2009
194239	303 REG	LD1002178	HUNTINGTON NATIONAL BANK, NA	0.15	11/23/2011	0.15	\$ 23,029.38	\$ 23,029.38	\$ 23,029.38	11/24/2009
194247	303 REG	LD1002186	ST. HENRY BANK	0.15	11/23/2011	0.15	\$ 253,563.83	\$ 253,563.83	\$ 253,563.83	11/25/2009
194248	303 REG	LD1002194	PARK NATIONAL BANK	0.15	11/23/2011	0.15	\$ 155,151.62	\$ 155,151.62	\$ 155,151.62	11/25/2009
194290	303 REG	LD1002210	WESTFIELD BANK, FSB	0.15	12/2/2011	0.15	\$ 400,000.00	\$ 400,000.00	\$ 400,000.00	12/2/2009
194300	303 REG	LD1002228	CORTLAND SAVINGS & BANKING CO	0.15	12/2/2011	0.15	\$ 47,824.86	\$ 47,824.86	\$ 47,824.86	12/3/2009
194301	303 REG	LD1002236	CORTLAND SAVINGS & BANKING CO	0.15	12/2/2011	0.15	\$ 215,980.12	\$ 215,980.12	\$ 215,980.12	12/3/2009
194302	303 REG	LD1002244	CITIZENS SAVINGS BANK, MARTINS F	0.15	12/2/2011	0.15	\$ 140,178.47	\$ 140,178.47	\$ 140,178.47	12/3/2009
194303	303 REG	LD1002251	CITIZENS SAVINGS BANK, MARTINS F	0.15	12/2/2011	0.15	\$ 118,763.17	\$ 118,763.17	\$ 118,763.17	12/3/2009
194306	303 REG	LD1002269	FARMERS & MERCHANTS STATE BANK	0.15	12/2/2011	0.15	\$ 35,442.19	\$ 35,442.19	\$ 35,442.19	12/3/2009
194312	303 REG	LD1002277	COMMERCIAL SAVINGS BANK, UPPER S	0.15	12/2/2011	0.15	\$ 59,818.90	\$ 59,818.90	\$ 59,818.90	12/4/2009

PGM: INVS_MONTHEND_INVENTORY
 SOURCE: VisualQED
 MODEL: INVENTORY
 BASIS: SETTLEMENT
 AS-OF: 6/30/2011

**JOSH MANDEL
 TREASURER, STATE OF OHIO**

INVESTMENT INVENTORY
 SETTLED POSITIONS AS OF: 06/30/11

INVS#	FUND	CUSIP	DESCRIPTION	RATE	MATURITY	YIELD	PAR AMOUNT	BOOK VALUE	MARKET VALUE	1ST PUR
194343	303 REG	LD1002327	FARMERS & MERCHANTS STATE BANK	0.15	12/9/2011	0.15	\$ 302,503.41	\$ 302,503.41	\$ 302,503.41	12/9/2009
194344	303 REG	LD1002335	U.S. BANK, N.A.	0.15	12/9/2011	0.15	\$ 45,792.38	\$ 45,792.38	\$ 45,792.38	12/9/2009
194354	303 REG	LD1002343	HUNTINGTON NATIONAL BANK, NA	0.15	12/9/2011	0.15	\$ 123,103.13	\$ 123,103.13	\$ 123,103.13	12/9/2009
194355	303 REG	LD1002350	HUNTINGTON NATIONAL BANK, NA	0.15	12/9/2011	0.15	\$ 19,120.32	\$ 19,120.32	\$ 19,120.32	12/9/2009
194362	303 REG	LD1002368	KEYBANK, NA	0.15	12/9/2011	0.15	\$ 68,276.72	\$ 68,276.72	\$ 68,276.72	12/10/2009
194363	303 REG	LD1002376	CROGHAN COLONIAL BANK	0.15	12/9/2011	0.15	\$ 43,006.19	\$ 43,006.19	\$ 43,006.19	12/10/2009
194364	303 REG	LD1002384	OLD FORT BANKING COMPANY	0.15	12/9/2011	0.15	\$ 96,265.01	\$ 96,265.01	\$ 96,265.01	12/10/2009
194379	303 REG	LD1002392	OLD FORT BANKING COMPANY	0.15	12/9/2011	0.15	\$ 221,459.14	\$ 221,459.14	\$ 221,459.14	12/11/2009
194380	303 REG	LD1002400	FIRST FEDERAL BANK OFTHE MIDWEST	0.15	12/9/2011	0.15	\$ 112,518.45	\$ 112,518.45	\$ 112,518.45	12/11/2009
194389	303 REG	LD1002426	Second NB, div Park NB	0.15	12/14/2011	0.15	\$ 118,467.28	\$ 118,467.28	\$ 118,467.28	12/14/2009
194395	303 REG	LD1002434	FARMERS & MERCHANTS STATE BANK	0.15	12/14/2011	0.15	\$ 68,330.96	\$ 68,330.96	\$ 68,330.96	12/14/2009
194396	303 REG	LD1002442	FARMERS & MERCHANTS STATE BANK	0.15	12/14/2011	0.15	\$ 171,745.61	\$ 171,745.61	\$ 171,745.61	12/14/2009
194410	303 REG	LD1002467	CITIZENS NATIONAL BANK, CHILLICO	0.15	12/16/2011	0.15	\$ 354,200.89	\$ 354,200.89	\$ 354,200.89	12/16/2009
194411	303 REG	LD1002475	LORAIN NATIONAL BANK	0.15	12/16/2011	0.15	\$ 42,793.74	\$ 42,793.74	\$ 42,793.74	12/16/2009
194418	303 REG	LD1002483	WESTFIELD BANK, FSB	0.15	12/16/2011	0.15	\$ 150,000.00	\$ 150,000.00	\$ 150,000.00	12/17/2009
194419	303 REG	LD1002491	CITIZENS NATIONAL OF BLUFFTON	0.15	12/16/2011	0.15	\$ 308,944.38	\$ 308,944.38	\$ 308,944.38	12/17/2009
194420	303 REG	LD1002509	OLD FORT BANKING COMPANY	0.15	12/16/2011	0.15	\$ 354,885.62	\$ 354,885.62	\$ 354,885.62	12/17/2009
194421	303 REG	LD1002517	FIRST FEDERAL BANK OFTHE MIDWEST	0.15	12/16/2011	0.15	\$ 400,000.00	\$ 400,000.00	\$ 400,000.00	12/17/2009
194426	303 REG	LD1002525	FARMERS NATIONAL BANK, CANFIELD	0.15	12/16/2011	0.15	\$ 149,909.42	\$ 149,909.42	\$ 149,909.42	12/18/2009
194427	303 REG	LD1002533	FARMERS & MERCHANTS STATE BANK	0.15	12/16/2011	0.15	\$ 59,437.83	\$ 59,437.83	\$ 59,437.83	12/18/2009
194428	303 REG	LD1002541	MINSTER BANK	0.15	12/16/2011	0.15	\$ 205,576.63	\$ 205,576.63	\$ 205,576.63	12/18/2009
194440	303 REG	LD1002558	U.S. BANK, N.A.	0.15	12/21/2011	0.15	\$ 137,283.97	\$ 137,283.97	\$ 137,283.97	12/21/2009
194441	303 REG	LD1002566	PARK NATIONAL BANK	0.15	12/21/2011	0.15	\$ 355,074.51	\$ 355,074.51	\$ 355,074.51	12/21/2009
194442	303 REG	LD1002574	Second NB, div Park NB	0.15	12/21/2011	0.15	\$ 94,150.57	\$ 94,150.57	\$ 94,150.57	12/21/2009
194443	303 REG	LD1002582	CROGHAN COLONIAL BANK	0.15	12/21/2011	0.15	\$ 74,143.16	\$ 74,143.16	\$ 74,143.16	12/21/2009
194456	303 REG	LD1002590	Second NB, div Park NB	0.15	12/22/2011	0.15	\$ 379,404.80	\$ 379,404.80	\$ 379,404.80	12/22/2009
194457	303 REG	LD1002608	OLD FORT BANKING COMPANY	0.15	12/22/2011	0.15	\$ 114,774.54	\$ 114,774.54	\$ 114,774.54	12/22/2009
194458	303 REG	LD1002616	RICHWOOD BANKING COMPANY	0.15	12/22/2011	0.15	\$ 302,547.78	\$ 302,547.78	\$ 302,547.78	12/22/2009
194463	303 REG	LD1002624	FIRST CITIZENS NATIONAL BANK	0.15	12/23/2011	0.15	\$ 359,189.06	\$ 359,189.06	\$ 359,189.06	12/23/2009
194475	303 REG	LD1002632	Second NB, div Park NB	0.15	12/23/2011	0.15	\$ 28,889.28	\$ 28,889.28	\$ 28,889.28	12/24/2009
194476	303 REG	LD1002640	Second NB, div Park NB	0.15	12/23/2011	0.15	\$ 20,678.08	\$ 20,678.08	\$ 20,678.08	12/24/2009
194492	303 REG	LD1002657	FARMERS & MERCHANTS STATE BANK	0.15	12/29/2011	0.15	\$ 107,648.67	\$ 107,648.67	\$ 107,648.67	12/29/2009
194520	303 REG	LD1002665	FIRST CITIZENS NATIONAL BANK	0.15	12/30/2011	0.15	\$ 400,000.00	\$ 400,000.00	\$ 400,000.00	12/30/2009
194521	303 REG	LD1002673	HUNTINGTON NATIONAL BANK, NA	0.15	12/30/2011	0.15	\$ 318,471.24	\$ 318,471.24	\$ 318,471.24	12/30/2009
194522	303 REG	LD1002681	FIRST STATE BANK OF ADAMS COUNTY	0.15	12/30/2011	0.15	\$ 246,886.83	\$ 246,886.83	\$ 246,886.83	12/30/2009
194534	303 REG	LD1002699	HUNTINGTON NATIONAL BANK, NA	0.15	1/4/2012	0.15	\$ 340,379.04	\$ 340,379.04	\$ 340,379.04	1/4/2010
194573	303 REG	LD1002707	U.S. BANK, N.A.	0.15	1/6/2012	0.15	\$ 219,612.89	\$ 219,612.89	\$ 219,612.89	1/6/2010
194575	303 REG	LD1002715	U.S. BANK, N.A.	0.15	1/6/2012	0.15	\$ 92,150.10	\$ 92,150.10	\$ 92,150.10	1/6/2010
194578	303 REG	LD1002723	CITIZENS NATIONAL OF BLUFFTON	0.15	1/6/2012	0.15	\$ 354,555.39	\$ 354,555.39	\$ 354,555.39	1/6/2010
194579	303 REG	LD1002731	GREENVILLE NATIONAL BANK	0.15	1/6/2012	0.15	\$ 97,513.53	\$ 97,513.53	\$ 97,513.53	1/6/2010
194596	303 REG	LD1002756	FARMERS NATIONAL BANK, CANFIELD	0.15	1/6/2012	0.15	\$ 256,384.45	\$ 256,384.45	\$ 256,384.45	1/8/2010
194597	303 REG	LD1002764	CROGHAN COLONIAL BANK	0.15	1/6/2012	0.15	\$ 96,224.91	\$ 96,224.91	\$ 96,224.91	1/8/2010
194598	303 REG	LD1002772	FIRST FEDERAL BANK OFTHE MIDWEST	0.15	1/6/2012	0.15	\$ 76,939.57	\$ 76,939.57	\$ 76,939.57	1/8/2010
194609	303 REG	LD1002780	Second NB, div Park NB	0.15	1/11/2012	0.15	\$ 165,460.10	\$ 165,460.10	\$ 165,460.10	1/11/2010
194618	303 REG	LD1002798	FARMERS NATIONAL BANK, CANFIELD	0.15	1/12/2012	0.15	\$ 213,341.86	\$ 213,341.86	\$ 213,341.86	1/12/2010
194619	303 REG	LD1002806	CROGHAN COLONIAL BANK	0.15	1/12/2012	0.15	\$ 352,419.70	\$ 352,419.70	\$ 352,419.70	1/12/2010
194620	303 REG	LD1002814	FIRST NATIONAL BANK, PANDORA	0.15	1/12/2012	0.15	\$ 129,864.42	\$ 129,864.42	\$ 129,864.42	1/12/2010
194630	303 REG	LD1002822	HUNTINGTON NATIONAL BANK, NA	0.15	1/13/2012	0.15	\$ 57,472.95	\$ 57,472.95	\$ 57,472.95	1/13/2010
194632	303 REG	LD1002830	HUNTINGTON NATIONAL BANK, NA	0.15	1/13/2012	0.15	\$ 176,092.78	\$ 176,092.78	\$ 176,092.78	1/13/2010
194633	303 REG	LD1002848	U.S. BANK, N.A.	0.15	1/13/2012	0.15	\$ 400,000.00	\$ 400,000.00	\$ 400,000.00	1/13/2010
194634	303 REG	LD1002855	U.S. BANK, N.A.	0.15	1/13/2012	0.15	\$ 188,541.08	\$ 188,541.08	\$ 188,541.08	1/13/2010
194637	303 REG	LD1002863	HUNTINGTON NATIONAL BANK, NA	0.15	1/13/2012	0.15	\$ 294,170.57	\$ 294,170.57	\$ 294,170.57	1/14/2010
194638	303 REG	LD1002871	HUNTINGTON NATIONAL BANK, NA	0.15	1/13/2012	0.15	\$ 400,000.00	\$ 400,000.00	\$ 400,000.00	1/14/2010
194639	303 REG	LD1002889	CITIZENS NATIONAL OF BLUFFTON	0.15	1/13/2012	0.15	\$ 200,000.00	\$ 200,000.00	\$ 200,000.00	1/14/2010
194657	303 REG	LD1002897	STATE BANK & TRUST COMPANY	0.15	1/19/2012	0.15	\$ 204,837.39	\$ 204,837.39	\$ 204,837.39	1/19/2010
194667	303 REG	LD1002905	OLD FORT BANKING COMPANY	0.15	1/20/2012	0.15	\$ 253,283.11	\$ 253,283.11	\$ 253,283.11	1/20/2010
194687	303 REG	LD1002913	CORTLAND SAVINGS & BANKING CO	0.15	1/20/2012	0.15	\$ 148,470.11	\$ 148,470.11	\$ 148,470.11	1/21/2010

PGM: INVS_MONTHEND_INVENTORY
 SOURCE: VisualQED
 MODEL: INVENTORY
 BASIS: SETTLEMENT
 AS-OF: 6/30/2011

**JOSH MANDEL
 TREASURER, STATE OF OHIO**

INVESTMENT INVENTORY
 SETTLED POSITIONS AS OF: 06/30/11

INVT#	FUND	CUSIP	DESCRIPTION	RATE	MATURITY	YIELD	PAR AMOUNT	BOOK VALUE	MARKET VALUE	1ST PUR
194688	303 REG	LD1002921	HUNTINGTON NATIONAL BANK, NA	0.15	1/20/2012	0.15	\$ 168,904.97	\$ 168,904.97	\$ 168,904.97	1/21/2010
194701	303 REG	LD1002939	Second NB, div Park NB	0.15	1/20/2012	0.15	\$ 209,683.16	\$ 209,683.16	\$ 209,683.16	1/22/2010
194702	303 REG	LD1002947	OLD FORT BANKING COMPANY	0.15	1/20/2012	0.15	\$ 398,926.75	\$ 398,926.75	\$ 398,926.75	1/22/2010
194735	303 REG	LD1002954	FIRST NATIONAL BANK, PANDORA	0.15	1/25/2012	0.15	\$ 170,256.50	\$ 170,256.50	\$ 170,256.50	1/25/2010
194736	303 REG	LD1002962	Second NB, div Park NB	0.15	1/25/2012	0.15	\$ 156,158.97	\$ 156,158.97	\$ 156,158.97	1/25/2010
194740	303 REG	LD1002970	FIRST CITIZENS NATIONAL BANK	0.15	1/25/2012	0.15	\$ 109,971.16	\$ 109,971.16	\$ 109,971.16	1/25/2010
194749	303 REG	LD1002988	HUNTINGTON NATIONAL BANK, NA	0.15	1/26/2012	0.15	\$ 19,551.18	\$ 19,551.18	\$ 19,551.18	1/26/2010
194750	303 REG	LD1002996	SUTTON BANK	0.15	1/26/2012	0.15	\$ 150,000.00	\$ 150,000.00	\$ 150,000.00	1/26/2010
194766	303 REG	LD1003002	FARMERS CITIZENS BANK, BUCYRUS	0.15	1/27/2012	0.15	\$ 126,448.53	\$ 126,448.53	\$ 126,448.53	1/27/2010
194767	303 REG	LD1003010	SUTTON BANK	0.15	1/27/2012	0.15	\$ 289,891.77	\$ 289,891.77	\$ 289,891.77	1/27/2010
194778	303 REG	LD1003036	HUNTINGTON NATIONAL BANK, NA	0.15	1/27/2012	0.15	\$ 150,007.88	\$ 150,007.88	\$ 150,007.88	1/28/2010
194785	303 REG	LD1003044	WESTFIELD BANK, FSB	0.15	1/27/2012	0.15	\$ 253,078.47	\$ 253,078.47	\$ 253,078.47	1/28/2010
194797	303 REG	LD1003051	Second NB, div Park NB	0.15	2/1/2012	0.15	\$ 69,957.99	\$ 69,957.99	\$ 69,957.99	2/1/2010
194798	303 REG	LD1003069	Second NB, div Park NB	0.15	2/1/2012	0.15	\$ 137,966.85	\$ 137,966.85	\$ 137,966.85	2/1/2010
194811	303 REG	LD1003077	1ST NATIONAL COMMUNITY BANK	0.15	2/2/2012	0.15	\$ 93,677.40	\$ 93,677.40	\$ 93,677.40	2/2/2010
194815	303 REG	LD1003085	1ST NATIONAL COMMUNITY BANK	0.15	2/2/2012	0.15	\$ 218,439.97	\$ 218,439.97	\$ 218,439.97	2/2/2010
194818	303 REG	LD1003093	AMERICAN SAVINGS BANK, FSB	0.15	2/2/2012	0.15	\$ 69,517.49	\$ 69,517.49	\$ 69,517.49	2/2/2010
194836	303 REG	LD1003101	FARMERS & MERCHANTS STATE BANK	0.15	2/3/2012	0.15	\$ 166,646.49	\$ 166,646.49	\$ 166,646.49	2/3/2010
194837	303 REG	LD1003119	FIRST CITIZENS NATIONAL BANK	0.15	2/3/2012	0.15	\$ 12,389.91	\$ 12,389.91	\$ 12,389.91	2/3/2010
194838	303 REG	LD1003127	FIRST CITIZENS NATIONAL BANK	0.15	2/3/2012	0.15	\$ 292,860.13	\$ 292,860.13	\$ 292,860.13	2/3/2010
194839	303 REG	LD1003135	COMMERCIAL SAVINGS BANK, UPPER S	0.15	2/3/2012	0.15	\$ 89,993.65	\$ 89,993.65	\$ 89,993.65	2/3/2010
194840	303 REG	LD1003143	FARMERS NATIONAL BANK, CANFIELD	0.15	2/3/2012	0.15	\$ 123,449.82	\$ 123,449.82	\$ 123,449.82	2/4/2010
194841	303 REG	LD1003150	CONSUMERS NATIONAL BANK	0.15	2/3/2012	0.15	\$ 139,443.29	\$ 139,443.29	\$ 139,443.29	2/3/2010
194883	303 REG	LD1003176	WESBANCO BANK, INC	0.15	2/8/2012	0.15	\$ 386,004.86	\$ 386,004.86	\$ 386,004.86	2/8/2010
194891	303 REG	LD1003184	SIGNATURE BANK, N.A.	0.15	2/9/2012	0.15	\$ 138,260.93	\$ 138,260.93	\$ 138,260.93	2/9/2010
194941	303 REG	LD1003192	HUNTINGTON NATIONAL BANK, NA	0.15	2/10/2012	0.15	\$ 92,476.53	\$ 92,476.53	\$ 92,476.53	2/12/2010
194943	303 REG	LD1003218	FIRST CITIZENS NATIONAL BANK	0.15	2/10/2012	0.15	\$ 8,705.98	\$ 8,705.98	\$ 8,705.98	2/12/2010
194954	303 REG	LD1003226	OLD FORT BANKING COMPANY	0.15	2/16/2012	0.15	\$ 253,774.71	\$ 253,774.71	\$ 253,774.71	2/16/2010
194955	303 REG	LD1003234	HOME LOAN SAVINGS BANK	0.15	2/16/2012	0.15	\$ 59,702.71	\$ 59,702.71	\$ 59,702.71	2/16/2010
194956	303 REG	LD1003242	FIRST MERCHANTS BANK N.A.	0.15	2/16/2012	0.15	\$ 400,000.00	\$ 400,000.00	\$ 400,000.00	2/16/2010
195000	303 REG	LD1003259	OSGOOD STATE BANK	0.15	2/17/2012	0.15	\$ 12,196.30	\$ 12,196.30	\$ 12,196.30	2/18/2010
195003	303 REG	LD1003267	FIRST CITIZENS NATIONAL BANK	0.15	2/17/2012	0.15	\$ 82,097.29	\$ 82,097.29	\$ 82,097.29	2/18/2010
195034	303 REG	LD1003275	CITIZENS NATIONAL OF BLUFFTON	0.15	2/17/2012	0.15	\$ 375,734.92	\$ 375,734.92	\$ 375,734.92	2/19/2010
195035	303 REG	LD1003283	CITIZENS SAVINGS BANK, MARTINS F	0.15	2/17/2012	0.15	\$ 214,740.54	\$ 214,740.54	\$ 214,740.54	2/19/2010
195052	303 REG	LD1003291	WESTFIELD BANK, FSB	0.15	2/22/2012	0.15	\$ 400,000.00	\$ 400,000.00	\$ 400,000.00	2/22/2010
195072	303 REG	LD1003309	HOME SAVINGS BANK, KENT	0.15	2/23/2012	0.15	\$ 325,649.48	\$ 325,649.48	\$ 325,649.48	2/23/2010
195073	303 REG	LD1003317	SIGNATURE BANK, N.A.	0.15	2/23/2012	0.15	\$ 155,249.97	\$ 155,249.97	\$ 155,249.97	2/23/2010
195074	303 REG	LD1003325	PORTAGE COMMUNITY BANK	0.15	2/23/2012	0.15	\$ 234,143.39	\$ 234,143.39	\$ 234,143.39	2/23/2010
205240	303 REG	LD1003333	WESTFIELD BANK, FSB	0.15	2/24/2012	0.15	\$ 400,000.00	\$ 400,000.00	\$ 400,000.00	2/24/2011
195099	303 REG	LD1003341	FIRST FINANCIAL BANK, NA	0.15	2/24/2012	0.15	\$ 42,621.22	\$ 42,621.22	\$ 42,621.22	2/24/2010
195122	303 REG	LD1003358	FIRST FEDERAL COMMUNITY BK DOVER	0.15	2/24/2012	0.15	\$ 243,534.49	\$ 243,534.49	\$ 243,534.49	2/24/2010
195123	303 REG	LD1003366	FIRST FEDERAL COMMUNITY BK DOVER	0.15	2/24/2012	0.15	\$ 323,498.46	\$ 323,498.46	\$ 323,498.46	2/24/2010
195127	303 REG	LD1003374	FIRST CITIZENS NATIONAL BANK	0.15	2/24/2012	0.15	\$ 78,772.18	\$ 78,772.18	\$ 78,772.18	2/25/2010
195158	303 REG	LD1003382	OLD FORT BANKING COMPANY	0.15	2/24/2012	0.15	\$ 18,029.76	\$ 18,029.76	\$ 18,029.76	2/26/2010
195196	303 REG	LD1003390	LIBERTY NATIONAL BANK	0.15	3/1/2012	0.15	\$ 392,431.39	\$ 392,431.39	\$ 392,431.39	3/1/2010
195224	303 REG	LD1003408	HUNTINGTON NATIONAL BANK, NA	0.15	3/2/2012	0.15	\$ 338,077.17	\$ 338,077.17	\$ 338,077.17	3/2/2010
195225	303 REG	LD1003416	U.S. BANK, N.A.	0.15	3/2/2012	0.15	\$ 30,067.69	\$ 30,067.69	\$ 30,067.69	3/2/2010
195226	303 REG	LD1003424	U.S. BANK, N.A.	0.15	3/2/2012	0.15	\$ 40,744.63	\$ 40,744.63	\$ 40,744.63	3/2/2010
195227	303 REG	LD1003432	AMERICAN SAVINGS BANK, FSB	0.15	3/2/2012	0.15	\$ 130,238.44	\$ 130,238.44	\$ 130,238.44	3/2/2010
195278	303 REG	LD1003440	FIRST FINANCIAL BANK, NA	0.15	3/2/2012	0.15	\$ 354,250.65	\$ 354,250.65	\$ 354,250.65	3/4/2010
195305	303 REG	LD1003457	HUNTINGTON NATIONAL BANK, NA	0.15	3/5/2012	0.15	\$ 290,118.02	\$ 290,118.02	\$ 290,118.02	3/5/2010
195306	303 REG	LD1003465	CROGHAN COLONIAL BANK	0.15	3/5/2012	0.15	\$ 14,150.00	\$ 14,150.00	\$ 14,150.00	3/5/2010
195366	303 REG	LD1003473	U.S. BANK, N.A.	0.15	3/9/2012	0.15	\$ 300,000.00	\$ 300,000.00	\$ 300,000.00	3/9/2010
195424	303 REG	LD1003481	CF BANK *	0.15	3/9/2012	0.15	\$ 11,663.42	\$ 11,663.42	\$ 11,663.42	3/11/2010
195447	303 REG	LD1003499	OHIO VALLEY BANK COMPANY	0.15	3/12/2012	0.15	\$ 394,149.29	\$ 394,149.29	\$ 394,149.29	3/12/2010
195448	303 REG	LD1003507	SIGNATURE BANK, N.A.	0.15	3/12/2012	0.15	\$ 109,175.75	\$ 109,175.75	\$ 109,175.75	3/12/2010
195449	303 REG	LD1003515	CITIZENS NATIONAL OF BLUFFTON	0.15	3/12/2012	0.15	\$ 140,153.35	\$ 140,153.35	\$ 140,153.35	3/12/2010

PGM: INVS_MONTHEND_INVENTORY
 SOURCE: VisualQED
 MODEL: INVENTORY
 BASIS: SETTLEMENT
 AS-OF: 6/30/2011

**JOSH MANDEL
 TREASURER, STATE OF OHIO**

INVESTMENT INVENTORY
 SETTLED POSITIONS AS OF: 06/30/11

INVS#	FUND	CUSIP	DESCRIPTION	RATE	MATURITY	YIELD	PAR AMOUNT	BOOK VALUE	MARKET VALUE	1ST PUR
199348	303 REG	LD1100774	U.S. BANK, N.A.	0.15	3/14/2012	0.15	\$ 363,887.37	\$ 363,887.37	\$ 363,887.37	8/3/2010
195471	303 REG	LD1003523	VINTON COUNTY NATIONAL BANK	0.15	3/15/2012	0.15	\$ 400,000.00	\$ 400,000.00	\$ 400,000.00	3/15/2010
195472	303 REG	LD1003531	PARK NATIONAL BANK	0.15	3/15/2012	0.15	\$ 80,506.94	\$ 80,506.94	\$ 80,506.94	3/15/2010
195497	303 REG	LD1003549	AMERICAN SAVINGS BANK, FSB	0.15	3/16/2012	0.15	\$ 300,000.00	\$ 300,000.00	\$ 300,000.00	3/16/2010
195498	303 REG	LD1003556	FIRST CITIZENS NATIONAL BANK	0.15	3/16/2012	0.15	\$ 63,008.64	\$ 63,008.64	\$ 63,008.64	3/16/2010
195523	303 REG	LD1003564	PNC BANK, NA	0.15	3/16/2012	0.15	\$ 400,000.00	\$ 400,000.00	\$ 400,000.00	3/17/2010
195547	303 REG	LD1003572	NATIONAL BANK OF OAK HARBOR	0.15	3/16/2012	0.15	\$ 135,227.20	\$ 135,227.20	\$ 135,227.20	3/18/2010
195586	303 REG	LD1003598	UNION BANK COMPANY, COLS GROVE	0.15	3/19/2012	0.15	\$ 388,741.23	\$ 388,741.23	\$ 388,741.23	3/19/2010
195598	303 REG	LD1003606	HUNTINGTON NATIONAL BANK, NA	0.15	3/22/2012	0.15	\$ 291,670.00	\$ 291,670.00	\$ 291,670.00	3/22/2010
195599	303 REG	LD1003614	HUNTINGTON NATIONAL BANK, NA	0.15	3/22/2012	0.15	\$ 300,000.00	\$ 300,000.00	\$ 300,000.00	3/22/2010
195600	303 REG	LD1003622	HUNTINGTON NATIONAL BANK, NA	0.15	3/22/2012	0.15	\$ 179,999.96	\$ 179,999.96	\$ 179,999.96	3/22/2010
195621	303 REG	LD1003630	PARK NATIONAL BANK	0.15	3/23/2012	0.15	\$ 347,619.10	\$ 347,619.10	\$ 347,619.10	3/23/2010
195646	303 REG	LD1003648	CITIZENS SAVINGS BANK, MARTINS F	0.15	3/23/2012	0.15	\$ 228,765.52	\$ 228,765.52	\$ 228,765.52	3/24/2010
195649	303 REG	LD1003655	OLD FORT BANKING COMPANY	0.15	3/23/2012	0.15	\$ 270,849.98	\$ 270,849.98	\$ 270,849.98	3/24/2010
195677	303 REG	LD1003663	SIGNATURE BANK, N.A.	0.15	3/23/2012	0.15	\$ 32,846.11	\$ 32,846.11	\$ 32,846.11	3/25/2010
195695	303 REG	LD1003671	HEARTLAND BANK	0.15	3/23/2012	0.15	\$ 257,077.51	\$ 257,077.51	\$ 257,077.51	3/25/2010
195700	303 REG	LD1003689	Second NB, div Park NB	0.15	3/26/2012	0.15	\$ 23,170.62	\$ 23,170.62	\$ 23,170.62	3/26/2010
195702	303 REG	LD1003697	CITIZENS NATIONAL OF BLUFFTON	0.15	3/26/2012	0.15	\$ 301,471.25	\$ 301,471.25	\$ 301,471.25	3/26/2010
195705	303 REG	LD1003705	NORTH VALLEY BANK	0.15	3/26/2012	0.15	\$ 353,016.82	\$ 353,016.82	\$ 353,016.82	3/26/2010
195730	303 REG	LD1003713	FARMERS NATIONAL BANK, CANFIELD	0.15	3/29/2012	0.15	\$ 25,557.96	\$ 25,557.96	\$ 25,557.96	3/29/2010
195732	303 REG	LD1003721	FARMERS NATIONAL BANK, CANFIELD	0.15	3/29/2012	0.15	\$ 62,403.22	\$ 62,403.22	\$ 62,403.22	3/29/2010
195750	303 REG	LD1003739	U.S. BANK, N.A.	0.15	3/30/2012	0.15	\$ 57,104.74	\$ 57,104.74	\$ 57,104.74	3/30/2010
195752	303 REG	LD1003747	U.S. BANK, N.A.	0.15	3/30/2012	0.15	\$ 176,139.47	\$ 176,139.47	\$ 176,139.47	3/30/2010
195753	303 REG	LD1003754	LIBERTY NATIONAL BANK	0.15	3/30/2012	0.15	\$ 44,439.11	\$ 44,439.11	\$ 44,439.11	3/30/2010
195755	303 REG	LD1003762	Second NB, div Park NB	0.15	3/30/2012	0.15	\$ 114,239.97	\$ 114,239.97	\$ 114,239.97	3/30/2010
195782	303 REG	LD1003770	SIGNATURE BANK, N.A.	0.15	3/30/2012	0.15	\$ 27,151.36	\$ 27,151.36	\$ 27,151.36	3/31/2010
195783	303 REG	LD1003788	CITIZENS NATIONAL OF BLUFFTON	0.15	3/30/2012	0.15	\$ 155,752.07	\$ 155,752.07	\$ 155,752.07	3/31/2010
195784	303 REG	LD1003796	FIRST FINANCIAL BANK, NA	0.15	3/30/2012	0.15	\$ 138,459.91	\$ 138,459.91	\$ 138,459.91	3/31/2010
195794	303 REG	LD1003804	HOME SAVINGS BANK, KENT	0.15	3/30/2012	0.15	\$ 189,596.11	\$ 189,596.11	\$ 189,596.11	4/1/2010
195809	303 REG	LD1003812	GENOA BANKING COMPANY	0.15	4/2/2012	0.15	\$ 56,071.88	\$ 56,071.88	\$ 56,071.88	4/2/2010
195810	303 REG	LD1003820	FIRST NATIONAL BANK, PANDORA	0.15	4/2/2012	0.15	\$ 22,500.00	\$ 22,500.00	\$ 22,500.00	4/2/2010
195811	303 REG	LD1003838	OLD FORT BANKING COMPANY	0.15	4/2/2012	0.15	\$ 359,570.64	\$ 359,570.64	\$ 359,570.64	4/2/2010
195812	303 REG	LD1003846	FIRST STATE BANK OF ADAMS COUNTY	0.15	4/2/2012	0.15	\$ 23,824.68	\$ 23,824.68	\$ 23,824.68	4/2/2010
195822	303 REG	LD1003853	AMERICAN SAVINGS BANK, FSB	0.15	4/5/2012	0.15	\$ 284,186.15	\$ 284,186.15	\$ 284,186.15	4/5/2010
195832	303 REG	LD1003861	HUNTINGTON NATIONAL BANK, NA	0.15	4/6/2012	0.15	\$ 400,000.00	\$ 400,000.00	\$ 400,000.00	4/6/2010
195833	303 REG	LD1003879	HUNTINGTON NATIONAL BANK, NA	0.15	4/6/2012	0.15	\$ 59,709.05	\$ 59,709.05	\$ 59,709.05	4/6/2010
195834	303 REG	LD1003887	FIRST CITIZENS NATIONAL BANK	0.15	4/6/2012	0.15	\$ 78,527.63	\$ 78,527.63	\$ 78,527.63	4/6/2010
195835	303 REG	LD1003895	U.S. BANK, N.A.	0.15	4/6/2012	0.15	\$ 63,930.04	\$ 63,930.04	\$ 63,930.04	4/6/2010
195871	303 REG	LD1003903	FIFTH THIRD BANK	0.15	4/6/2012	0.15	\$ 243,710.32	\$ 243,710.32	\$ 243,710.32	4/7/2010
195872	303 REG	LD1003911	FIRST CITIZENS NATIONAL BANK	0.15	4/6/2012	0.15	\$ 31,236.22	\$ 31,236.22	\$ 31,236.22	4/7/2010
195875	303 REG	LD1003937	HUNTINGTON NATIONAL BANK, NA	0.15	4/6/2012	0.15	\$ 270,342.01	\$ 270,342.01	\$ 270,342.01	4/7/2010
195876	303 REG	LD1003945	OLD FORT BANKING COMPANY	0.15	4/6/2012	0.15	\$ 255,579.29	\$ 255,579.29	\$ 255,579.29	4/7/2010
195877	303 REG	LD1003952	Second NB, div Park NB	0.15	4/6/2012	0.15	\$ 149,697.71	\$ 149,697.71	\$ 149,697.71	4/7/2010
195896	303 REG	LD1003978	WESTFIELD BANK, FSB	0.15	4/6/2012	0.15	\$ 357,070.55	\$ 357,070.55	\$ 357,070.55	4/8/2010
195898	303 REG	LD1003994	OSGOOD STATE BANK	0.15	4/6/2012	0.15	\$ 48,257.78	\$ 48,257.78	\$ 48,257.78	4/8/2010
195913	303 REG	LD1004000	OLD FORT BANKING COMPANY	0.15	4/6/2012	0.15	\$ 250,708.64	\$ 250,708.64	\$ 250,708.64	4/8/2010
195916	303 REG	LD1004018	HUNTINGTON NATIONAL BANK, NA	0.15	4/9/2012	0.15	\$ 109,618.93	\$ 109,618.93	\$ 109,618.93	4/9/2010
195917	303 REG	LD1004026	OLD FORT BANKING COMPANY	0.15	4/9/2012	0.15	\$ 114,840.12	\$ 114,840.12	\$ 114,840.12	4/9/2010
195918	303 REG	LD1004034	OLD FORT BANKING COMPANY	0.15	4/9/2012	0.15	\$ 24,466.87	\$ 24,466.87	\$ 24,466.87	4/9/2010
195933	303 REG	LD1004042	ST. HENRY BANK	0.15	4/9/2012	0.15	\$ 248,420.61	\$ 248,420.61	\$ 248,420.61	4/9/2010
195937	303 REG	LD1004059	FIRST CITIZENS NATIONAL BANK	0.15	4/12/2012	0.15	\$ 75,245.91	\$ 75,245.91	\$ 75,245.91	4/12/2010
195939	303 REG	LD1004067	FIRST FINANCIAL BANK, NA	0.15	4/12/2012	0.15	\$ 324,684.56	\$ 324,684.56	\$ 324,684.56	4/12/2010
195959	303 REG	LD1004075	LIBERTY NATIONAL BANK	0.15	4/13/2012	0.15	\$ 47,333.29	\$ 47,333.29	\$ 47,333.29	4/13/2010
195960	303 REG	LD1004083	OLD FORT BANKING COMPANY	0.15	4/13/2012	0.15	\$ 35,192.52	\$ 35,192.52	\$ 35,192.52	4/13/2010
195963	303 REG	LD1004109	FIRST CITIZENS NATIONAL BANK	0.15	4/13/2012	0.15	\$ 104,083.96	\$ 104,083.96	\$ 104,083.96	4/13/2010
195989	303 REG	LD1004117	AMERICAN SAVINGS BANK, FSB	0.15	4/13/2012	0.15	\$ 48,063.32	\$ 48,063.32	\$ 48,063.32	4/14/2010
195991	303 REG	LD1004125	AMERICAN SAVINGS BANK, FSB	0.15	4/13/2012	0.15	\$ 24,703.70	\$ 24,703.70	\$ 24,703.70	4/14/2010

PGM: INVS_MONTHEND_INVENTORY
 SOURCE: VisualQED
 MODEL: INVENTORY
 BASIS: SETTLEMENT
 AS-OF: 6/30/2011

**JOSH MANDEL
 TREASURER, STATE OF OHIO**

INVESTMENT INVENTORY
 SETTLED POSITIONS AS OF: 06/30/11

INVS#	FUND	CUSIP	DESCRIPTION	RATE	MATURITY	YIELD	PAR AMOUNT	BOOK VALUE	MARKET VALUE	1ST PUR
195993	303 REG	LD1004133	FIRST MERCHANTS BANK N.A.	0.15	4/13/2012	0.15	\$ 25,781.45	\$ 25,781.45	\$ 25,781.45	4/14/2010
195994	303 REG	LD1004141	OHIO VALLEY BANK COMPANY	0.15	4/13/2012	0.15	\$ 43,813.12	\$ 43,813.12	\$ 43,813.12	4/14/2010
196165	303 REG	LD1004158	FARMERS STATE BANK, NEW MADISON	0.15	4/13/2012	0.15	\$ 46,409.05	\$ 46,409.05	\$ 46,409.05	4/15/2010
196175	303 REG	LD1004166	CITIZENS BANKING CO., SANDUSKY	0.15	4/13/2012	0.15	\$ 25,333.91	\$ 25,333.91	\$ 25,333.91	4/15/2010
196403	303 REG	LD1004174	FIRST FEDERAL COMMUNITY BK DOVER	0.15	4/16/2012	0.15	\$ 84,814.67	\$ 84,814.67	\$ 84,814.67	4/16/2010
196412	303 REG	LD1004182	OSGOOD STATE BANK	0.15	4/16/2012	0.15	\$ 68,592.35	\$ 68,592.35	\$ 68,592.35	4/16/2010
196415	303 REG	LD1004190	OHIO VALLEY BANK COMPANY	0.15	4/16/2012	0.15	\$ 148,000.00	\$ 148,000.00	\$ 148,000.00	4/16/2010
196416	303 REG	LD1004208	FARMERS NATIONAL BANK, CANFIELD	0.15	4/16/2012	0.15	\$ 363,520.58	\$ 363,520.58	\$ 363,520.58	4/16/2010
196417	303 REG	LD1004216	FARMERS SAVINGS BANK, SPENCER	0.15	4/16/2012	0.15	\$ 393,543.13	\$ 393,543.13	\$ 393,543.13	4/16/2010
196434	303 REG	LD1004232	HUNTINGTON NATIONAL BANK, NA	0.15	4/19/2012	0.15	\$ 400,000.00	\$ 400,000.00	\$ 400,000.00	4/19/2010
196435	303 REG	LD1004240	FARMERS & MERCHANTS STATE BANK	0.15	4/19/2012	0.15	\$ 89,357.03	\$ 89,357.03	\$ 89,357.03	4/19/2010
196436	303 REG	LD1004257	SIGNATURE BANK, N.A.	0.15	4/19/2012	0.15	\$ 358,415.92	\$ 358,415.92	\$ 358,415.92	4/19/2010
196612	303 REG	LD1004265	Century NB, div Park NB	0.15	4/20/2012	0.15	\$ 362,251.03	\$ 362,251.03	\$ 362,251.03	4/20/2010
196614	303 REG	LD1004273	U.S. BANK, N.A.	0.15	4/20/2012	0.15	\$ 98,031.98	\$ 98,031.98	\$ 98,031.98	4/20/2010
196615	303 REG	LD1004281	STATE BANK & TRUST COMPANY	0.15	4/20/2012	0.15	\$ 100,000.00	\$ 100,000.00	\$ 100,000.00	4/20/2010
196669	303 REG	LD1004299	FIRST FEDERAL BANK OF THE MIDWEST	0.15	4/20/2012	0.15	\$ 400,000.00	\$ 400,000.00	\$ 400,000.00	4/21/2010
196672	303 REG	LD1004307	CITIZENS NATIONAL OF BLUFFTON	0.15	4/20/2012	0.15	\$ 36,937.98	\$ 36,937.98	\$ 36,937.98	4/21/2010
196674	303 REG	LD1004315	FIRST CITIZENS NATIONAL BANK	0.15	4/20/2012	0.15	\$ 71,362.97	\$ 71,362.97	\$ 71,362.97	4/21/2010
196744	303 REG	LD1004323	HEARTLAND BANK	0.15	4/20/2012	0.15	\$ 93,037.33	\$ 93,037.33	\$ 93,037.33	4/22/2010
196773	303 REG	LD1004331	CF BANK *	0.15	4/23/2012	0.15	\$ 293,369.89	\$ 293,369.89	\$ 293,369.89	4/23/2010
196774	303 REG	LD1004349	CROGHAN COLONIAL BANK	0.15	4/23/2012	0.15	\$ 91,003.01	\$ 91,003.01	\$ 91,003.01	4/23/2010
196776	303 REG	LD1004356	FARMERS & MERCHANTS STATE BANK	0.15	4/23/2012	0.15	\$ 194,245.15	\$ 194,245.15	\$ 194,245.15	4/23/2010
196799	303 REG	LD1004364	OSGOOD STATE BANK	0.15	4/23/2012	0.15	\$ 234,172.72	\$ 234,172.72	\$ 234,172.72	4/23/2010
196819	303 REG	LD1004372	PEOPLES BANK, N.A. MARIETTA	0.15	4/26/2012	0.15	\$ 28,779.13	\$ 28,779.13	\$ 28,779.13	4/26/2010
196820	303 REG	LD1004380	WESTFIELD BANK, FSB	0.15	4/26/2012	0.15	\$ 180,818.54	\$ 180,818.54	\$ 180,818.54	4/26/2010
196821	303 REG	LD1004398	OSGOOD STATE BANK	0.15	4/26/2012	0.15	\$ 107,358.04	\$ 107,358.04	\$ 107,358.04	4/26/2010
196894	303 REG	LD1004406	FARMERS & MERCHANTS STATE BANK	0.15	4/27/2012	0.15	\$ 380,846.87	\$ 380,846.87	\$ 380,846.87	4/28/2010
196896	303 REG	LD1004414	HUNTINGTON NATIONAL BANK, NA	0.15	4/27/2012	0.15	\$ 36,829.03	\$ 36,829.03	\$ 36,829.03	4/28/2010
196919	303 REG	LD1004422	AMERICAN SAVINGS BANK, FSB	0.15	4/27/2012	0.15	\$ 212,703.08	\$ 212,703.08	\$ 212,703.08	4/28/2010
196922	303 REG	LD1004430	FIRST FINANCIAL BANK, NA	0.15	4/27/2012	0.15	\$ 18,483.09	\$ 18,483.09	\$ 18,483.09	4/29/2010
196939	303 REG	LD1004448	COMMUNITY BANK, CROOKSVILLE	0.15	4/30/2012	0.15	\$ 162,880.82	\$ 162,880.82	\$ 162,880.82	4/30/2010
196941	303 REG	LD1004455	HUNTINGTON NATIONAL BANK, NA	0.15	4/30/2012	0.15	\$ 400,000.00	\$ 400,000.00	\$ 400,000.00	4/30/2010
196943	303 REG	LD1004463	LIBERTY NATIONAL BANK	0.15	4/30/2012	0.15	\$ 193,638.22	\$ 193,638.22	\$ 193,638.22	4/30/2010
196968	303 REG	LD1004471	WAYNE SAVINGS COMMUNITY BANK	0.15	5/3/2012	0.15	\$ 342,901.38	\$ 342,901.38	\$ 342,901.38	5/3/2010
196969	303 REG	LD1004489	WAYNE SAVINGS COMMUNITY BANK	0.15	5/3/2012	0.15	\$ 332,240.39	\$ 332,240.39	\$ 332,240.39	5/3/2010
196970	303 REG	LD1004497	WAYNE SAVINGS COMMUNITY BANK	0.15	5/3/2012	0.15	\$ 372,769.99	\$ 372,769.99	\$ 372,769.99	5/3/2010
196972	303 REG	LD1004513	FORT JENNINGS STATE BANK	0.15	5/3/2012	0.15	\$ 276,248.10	\$ 276,248.10	\$ 276,248.10	5/3/2010
196973	303 REG	LD1004521	FORT JENNINGS STATE BANK	0.15	5/3/2012	0.15	\$ 183,609.72	\$ 183,609.72	\$ 183,609.72	5/3/2010
197004	303 REG	LD1004539	U.S. BANK, N.A.	0.15	5/4/2012	0.15	\$ 376,695.15	\$ 376,695.15	\$ 376,695.15	5/4/2010
197005	303 REG	LD1004547	HUNTINGTON NATIONAL BANK, NA	0.15	5/4/2012	0.15	\$ 400,000.00	\$ 400,000.00	\$ 400,000.00	5/4/2010
197006	303 REG	LD1004554	FIRST FEDERAL BANK OF THE MIDWEST	0.15	5/4/2012	0.15	\$ 400,000.00	\$ 400,000.00	\$ 400,000.00	5/4/2010
197024	303 REG	LD1004570	FIRST FEDERAL BANK OF THE MIDWEST	0.15	5/4/2012	0.15	\$ 297,754.52	\$ 297,754.52	\$ 297,754.52	5/5/2010
197025	303 REG	LD1004588	OSGOOD STATE BANK	0.15	5/4/2012	0.15	\$ 87,289.35	\$ 87,289.35	\$ 87,289.35	5/5/2010
197026	303 REG	LD1004596	PARK NATIONAL BANK	0.15	5/4/2012	0.15	\$ 29,124.29	\$ 29,124.29	\$ 29,124.29	5/5/2010
197049	303 REG	LD1004604	FARMERS & MERCHANTS STATE BANK	0.15	5/4/2012	0.15	\$ 77,850.68	\$ 77,850.68	\$ 77,850.68	5/6/2010
197050	303 REG	LD1004612	HENRY COUNTY BANK	0.15	5/4/2012	0.15	\$ 66,499.50	\$ 66,499.50	\$ 66,499.50	5/6/2010
197052	303 REG	LD1004620	HUNTINGTON NATIONAL BANK, NA	0.15	5/4/2012	0.15	\$ 225,800.18	\$ 225,800.18	\$ 225,800.18	5/6/2010
197080	303 REG	LD1004638	CITIZENS SAVINGS BANK, MARTINS F	0.15	5/7/2012	0.15	\$ 120,647.38	\$ 120,647.38	\$ 120,647.38	5/7/2010
197082	303 REG	LD1004646	WESTFIELD BANK, FSB	0.15	5/7/2012	0.15	\$ 102,860.68	\$ 102,860.68	\$ 102,860.68	5/7/2010
197085	303 REG	LD1004653	FIRST FEDERAL BANK OF THE MIDWEST	0.15	5/7/2012	0.15	\$ 71,879.87	\$ 71,879.87	\$ 71,879.87	5/7/2010
197138	303 REG	LD1004661	U.S. BANK, N.A.	0.15	5/10/2012	0.15	\$ 158,160.95	\$ 158,160.95	\$ 158,160.95	5/10/2010
197155	303 REG	LD1004687	FIRST NATIONAL BANK, PANDORA	0.15	5/10/2012	0.15	\$ 100,000.00	\$ 100,000.00	\$ 100,000.00	5/10/2010
197156	303 REG	LD1004695	AMERICAN SAVINGS BANK, FSB	0.15	5/10/2012	0.15	\$ 29,026.77	\$ 29,026.77	\$ 29,026.77	5/10/2010
197157	303 REG	LD1004703	OLD FORT BANKING COMPANY	0.15	5/10/2012	0.15	\$ 89,193.57	\$ 89,193.57	\$ 89,193.57	5/10/2010
197161	303 REG	LD1004711	WESTERN RESERVE BANK	0.15	5/11/2012	0.15	\$ 20,650.61	\$ 20,650.61	\$ 20,650.61	5/11/2010
197162	303 REG	LD1004729	WESTERN RESERVE BANK	0.15	5/11/2012	0.15	\$ 98,815.53	\$ 98,815.53	\$ 98,815.53	5/11/2010
197163	303 REG	LD1004737	WESTFIELD BANK, FSB	0.15	5/11/2012	0.15	\$ 188,923.68	\$ 188,923.68	\$ 188,923.68	5/11/2010

PGM: INVS_MONTHEND_INVENTORY
 SOURCE: VisualQED
 MODEL: INVENTORY
 BASIS: SETTLEMENT
 AS-OF: 6/30/2011

**JOSH MANDEL
 TREASURER, STATE OF OHIO**

INVESTMENT INVENTORY
 SETTLED POSITIONS AS OF: 06/30/11

INVT#	FUND	CUSIP	DESCRIPTION	RATE	MATURITY	YIELD	PAR AMOUNT	BOOK VALUE	MARKET VALUE	1ST PUR
197164	303 REG	LD1004745	OSGOOD STATE BANK	0.15	5/11/2012	0.15	\$ 25,489.86	\$ 25,489.86	\$ 25,489.86	5/11/2010
197165	303 REG	LD1004752	OSGOOD STATE BANK	0.15	5/11/2012	0.15	\$ 252,666.40	\$ 252,666.40	\$ 252,666.40	5/11/2010
197166	303 REG	LD1004760	FORT JENNINGS STATE BANK	0.15	5/11/2012	0.15	\$ 400,000.00	\$ 400,000.00	\$ 400,000.00	5/11/2010
197167	303 REG	LD1004778	FARMERS & MERCHANTS STATE BANK	0.15	5/11/2012	0.15	\$ 137,365.38	\$ 137,365.38	\$ 137,365.38	5/11/2010
197203	303 REG	LD1004786	NATIONAL BANK OF OAK HARBOR	0.15	5/11/2012	0.15	\$ 20,310.49	\$ 20,310.49	\$ 20,310.49	5/12/2010
197206	303 REG	LD1004794	FARMERS & MERCHANTS STATE BANK	0.15	5/11/2012	0.15	\$ 332,974.91	\$ 332,974.91	\$ 332,974.91	5/12/2010
197245	303 REG	LD1004802	OLD FORT BANKING COMPANY	0.15	5/11/2012	0.15	\$ 268,978.51	\$ 268,978.51	\$ 268,978.51	5/13/2010
197246	303 REG	LD1004810	FIRST FEDERAL BANK OF THE MIDWEST	0.15	5/11/2012	0.15	\$ 4,000.00	\$ 4,000.00	\$ 4,000.00	5/13/2010
197247	303 REG	LD1004828	HUNTINGTON NATIONAL BANK, NA	0.15	5/11/2012	0.15	\$ 41,328.97	\$ 41,328.97	\$ 41,328.97	5/13/2010
197248	303 REG	LD1004836	SIGNATURE BANK, N.A.	0.15	5/11/2012	0.15	\$ 190,148.57	\$ 190,148.57	\$ 190,148.57	5/13/2010
197249	303 REG	LD1004844	SIGNATURE BANK, N.A.	0.15	5/11/2012	0.15	\$ 195,259.18	\$ 195,259.18	\$ 195,259.18	5/13/2010
197250	303 REG	LD1004851	MUTUAL FEDERAL SAVINGS	0.15	5/11/2012	0.15	\$ 220,896.84	\$ 220,896.84	\$ 220,896.84	5/13/2010
197252	303 REG	LD1004869	WESBANCO BANK, INC	0.15	5/11/2012	0.15	\$ 277,041.17	\$ 277,041.17	\$ 277,041.17	5/13/2010
197261	303 REG	LD1004877	OSGOOD STATE BANK	0.15	5/14/2012	0.15	\$ 76,561.60	\$ 76,561.60	\$ 76,561.60	5/14/2010
197262	303 REG	LD1004885	FIRST FEDERAL BANK OF THE MIDWEST	0.15	5/14/2012	0.15	\$ 400,000.00	\$ 400,000.00	\$ 400,000.00	5/14/2010
197295	303 REG	LD1004893	WAYNE SAVINGS COMMUNITY BANK	0.15	5/17/2012	0.15	\$ 105,305.43	\$ 105,305.43	\$ 105,305.43	5/17/2010
197296	303 REG	LD1004901	CITIZENS NATIONAL OF BLUFFTON	0.15	5/17/2012	0.15	\$ 181,914.45	\$ 181,914.45	\$ 181,914.45	5/17/2010
197297	303 REG	LD1004919	WESTFIELD BANK, FSB	0.15	5/17/2012	0.15	\$ 82,563.93	\$ 82,563.93	\$ 82,563.93	5/17/2010
197314	303 REG	LD1004927	FIRST NATIONAL BANK, PANDORA	0.15	5/17/2012	0.15	\$ 57,711.47	\$ 57,711.47	\$ 57,711.47	5/17/2010
197315	303 REG	LD1004935	CITIZENS BANKING CO., SANDUSKY	0.15	5/17/2012	0.15	\$ 290,095.34	\$ 290,095.34	\$ 290,095.34	5/17/2010
197321	303 REG	LD1004943	AMERICAN SAVINGS BANK, FSB	0.15	5/18/2012	0.15	\$ 219,913.63	\$ 219,913.63	\$ 219,913.63	5/18/2010
197322	303 REG	LD1004950	CF BANK *	0.15	5/18/2012	0.15	\$ 31,963.50	\$ 31,963.50	\$ 31,963.50	5/18/2010
197323	303 REG	LD1004968	U.S. BANK, N.A.	0.15	5/18/2012	0.15	\$ 137,873.44	\$ 137,873.44	\$ 137,873.44	5/18/2010
197324	303 REG	LD1004976	COMMERCIAL SAVINGS BANK, UPPER S	0.15	5/18/2012	0.15	\$ 150,560.02	\$ 150,560.02	\$ 150,560.02	5/18/2010
197325	303 REG	LD1004984	FIFTH THIRD BANK	0.15	5/18/2012	0.15	\$ 244,153.67	\$ 244,153.67	\$ 244,153.67	5/18/2010
197326	303 REG	LD1004992	FIRST FINANCIAL BANK, NA	0.15	5/18/2012	0.15	\$ 105,748.54	\$ 105,748.54	\$ 105,748.54	5/18/2010
197327	303 REG	LD1005007	U.S. BANK, N.A.	0.15	5/18/2012	0.15	\$ 56,949.78	\$ 56,949.78	\$ 56,949.78	5/18/2010
197328	303 REG	LD1005015	CITIZENS NATIONAL OF BLUFFTON	0.15	5/18/2012	0.15	\$ 4,321.54	\$ 4,321.54	\$ 4,321.54	5/18/2010
197362	303 REG	LD1005023	CITIZENS SAVINGS BANK, MARTINS F	0.15	5/18/2012	0.15	\$ 206,339.52	\$ 206,339.52	\$ 206,339.52	5/19/2010
197366	303 REG	LD1005031	CITIZENS SAVINGS BANK, MARTINS F	0.15	5/18/2012	0.15	\$ 64,878.85	\$ 64,878.85	\$ 64,878.85	5/19/2010
197369	303 REG	LD1005049	FIRST FEDERAL BANK OF THE MIDWEST	0.15	5/18/2012	0.15	\$ 400,000.00	\$ 400,000.00	\$ 400,000.00	5/19/2010
197372	303 REG	LD1005056	WESTFIELD BANK, FSB	0.15	5/18/2012	0.15	\$ 27,044.45	\$ 27,044.45	\$ 27,044.45	5/19/2010
197373	303 REG	LD1005064	SIGNATURE BANK, N.A.	0.15	5/18/2012	0.15	\$ 175,326.97	\$ 175,326.97	\$ 175,326.97	5/19/2010
197374	303 REG	LD1005072	MUTUAL FEDERAL SAVINGS	0.15	5/18/2012	0.15	\$ 357,372.86	\$ 357,372.86	\$ 357,372.86	5/19/2010
197410	303 REG	LD1005080	HUNTINGTON NATIONAL BANK, NA	0.15	5/18/2012	0.15	\$ 200,000.00	\$ 200,000.00	\$ 200,000.00	5/20/2010
197437	303 REG	LD1005098	WAYNE SAVINGS COMMUNITY BANK	0.15	5/21/2012	0.15	\$ 218,418.27	\$ 218,418.27	\$ 218,418.27	5/21/2010
197438	303 REG	LD1005106	CROGHAN COLONIAL BANK	0.15	5/21/2012	0.15	\$ 23,033.74	\$ 23,033.74	\$ 23,033.74	5/21/2010
197504	303 REG	LD1005114	FIRST NATIONAL BANK, PANDORA	0.15	5/24/2012	0.15	\$ 150,000.00	\$ 150,000.00	\$ 150,000.00	5/24/2010
197524	303 REG	LD1005122	WESTFIELD BANK, FSB	0.15	5/25/2012	0.15	\$ 217,791.92	\$ 217,791.92	\$ 217,791.92	5/25/2010
197549	303 REG	LD1005130	FIRST FINANCIAL BANK, NA	0.15	5/25/2012	0.15	\$ 82,447.99	\$ 82,447.99	\$ 82,447.99	5/26/2010
197551	303 REG	LD1005148	OSGOOD STATE BANK	0.15	5/25/2012	0.15	\$ 8,923.49	\$ 8,923.49	\$ 8,923.49	5/26/2010
197588	303 REG	LD1005155	OLD FORT BANKING COMPANY	0.15	5/25/2012	0.15	\$ 271,665.47	\$ 271,665.47	\$ 271,665.47	5/27/2010
197590	303 REG	LD1005163	FIFTH THIRD BANK	0.15	5/25/2012	0.15	\$ 106,186.32	\$ 106,186.32	\$ 106,186.32	5/27/2010
197593	303 REG	LD1005171	OSGOOD STATE BANK	0.15	5/25/2012	0.15	\$ 400,000.00	\$ 400,000.00	\$ 400,000.00	5/27/2010
197614	303 REG	LD1005189	CITIZENS NATIONAL OF BLUFFTON	0.15	5/25/2012	0.15	\$ 183,489.86	\$ 183,489.86	\$ 183,489.86	5/28/2010
197615	303 REG	LD1005197	WESTFIELD BANK, FSB	0.15	5/25/2012	0.15	\$ 87,189.45	\$ 87,189.45	\$ 87,189.45	5/28/2010
197617	303 REG	LD1005205	METAMORA STATE BANK	0.15	5/25/2012	0.15	\$ 71,123.20	\$ 71,123.20	\$ 71,123.20	5/28/2010
197624	303 REG	LD1005213	CITIZENS SAVINGS BANK, MARTINS F	0.15	6/1/2012	0.15	\$ 102,267.00	\$ 102,267.00	\$ 102,267.00	6/1/2010
197625	303 REG	LD1005221	U.S. BANK, N.A.	0.15	6/1/2012	0.15	\$ 107,952.86	\$ 107,952.86	\$ 107,952.86	6/1/2010
197646	303 REG	LD1005239	PARK NATIONAL BANK	0.15	6/1/2012	0.15	\$ 53,358.81	\$ 53,358.81	\$ 53,358.81	6/2/2010
197647	303 REG	LD1005247	FIRST NATIONAL BANK, BELLEVUE	0.15	6/1/2012	0.15	\$ 128,620.50	\$ 128,620.50	\$ 128,620.50	6/2/2010
197648	303 REG	LD1005254	HENRY COUNTY BANK	0.15	6/1/2012	0.15	\$ 15,741.86	\$ 15,741.86	\$ 15,741.86	6/2/2010
197649	303 REG	LD1005262	WESTERN RESERVE BANK	0.15	6/1/2012	0.15	\$ 108,376.30	\$ 108,376.30	\$ 108,376.30	6/2/2010
197650	303 REG	LD1005270	WESTERN RESERVE BANK	0.15	6/1/2012	0.15	\$ 17,257.43	\$ 17,257.43	\$ 17,257.43	6/2/2010
197721	303 REG	LD1005288	AMERICAN SAVINGS BANK, FSB	0.15	6/4/2012	0.15	\$ 249,949.00	\$ 249,949.00	\$ 249,949.00	6/4/2010
197722	303 REG	LD1005296	PEOPLES BANK, N.A. MARIETTA	0.15	6/4/2012	0.15	\$ 18,339.89	\$ 18,339.89	\$ 18,339.89	6/4/2010
197723	303 REG	LD1005304	NATIONAL BANK OF OAK HARBOR	0.15	6/4/2012	0.15	\$ 370,007.84	\$ 370,007.84	\$ 370,007.84	6/4/2010

PGM: INVS_MONTHEND_INVENTORY
 SOURCE: VisualQED
 MODEL: INVENTORY
 BASIS: SETTLEMENT
 AS-OF: 6/30/2011

**JOSH MANDEL
 TREASURER, STATE OF OHIO**

INVESTMENT INVENTORY
 SETTLED POSITIONS AS OF: 06/30/11

INVT#	FUND	CUSIP	DESCRIPTION	RATE	MATURITY	YIELD	PAR AMOUNT	BOOK VALUE	MARKET VALUE	1ST PUR
197724	303 REG	LD1005312	FARMERS & MERCHANTS STATE BANK	0.15	6/4/2012	0.15	\$ 136,541.07	\$ 136,541.07	\$ 136,541.07	6/4/2010
197727	303 REG	LD1005320	CITIZENS SAVINGS BANK, MARTINS F	0.15	6/4/2012	0.15	\$ 267,220.60	\$ 267,220.60	\$ 267,220.60	6/4/2010
197730	303 REG	LD1005338	CITIZENS SAVINGS BANK, MARTINS F	0.15	6/4/2012	0.15	\$ 264,519.14	\$ 264,519.14	\$ 264,519.14	6/4/2010
197740	303 REG	LD1005346	FIRST NATIONAL BANK, BELLEVUE	0.15	6/7/2012	0.15	\$ 246,292.37	\$ 246,292.37	\$ 246,292.37	6/7/2010
197780	303 REG	LD1005361	FARMERS CITIZENS BANK, BUCYRUS	0.15	6/8/2012	0.15	\$ 359,128.01	\$ 359,128.01	\$ 359,128.01	6/8/2010
197783	303 REG	LD1005379	FARMERS CITIZENS BANK, BUCYRUS	0.15	6/8/2012	0.15	\$ 359,583.04	\$ 359,583.04	\$ 359,583.04	6/8/2010
197785	303 REG	LD1005387	FIRST CITIZENS NATIONAL BANK	0.15	6/8/2012	0.15	\$ 76,645.93	\$ 76,645.93	\$ 76,645.93	6/8/2010
197791	303 REG	LD1005395	HUNTINGTON NATIONAL BANK, NA	0.15	6/8/2012	0.15	\$ 204,996.19	\$ 204,996.19	\$ 204,996.19	6/8/2010
197792	303 REG	LD1005403	CITIZENS SAVINGS BANK, MARTINS F	0.15	6/8/2012	0.15	\$ 315,742.71	\$ 315,742.71	\$ 315,742.71	6/8/2010
197793	303 REG	LD1005411	MECHANICS SAVINGS BANK	0.15	6/8/2012	0.15	\$ 18,098.04	\$ 18,098.04	\$ 18,098.04	6/8/2010
197823	303 REG	LD1005429	FIRST CITIZENS NATIONAL BANK	0.15	6/8/2012	0.15	\$ 27,917.77	\$ 27,917.77	\$ 27,917.77	6/9/2010
197824	303 REG	LD1005437	WESTERN RESERVE BANK	0.15	6/8/2012	0.15	\$ 16,209.68	\$ 16,209.68	\$ 16,209.68	6/9/2010
197826	303 REG	LD1005445	WESTERN RESERVE BANK	0.15	6/8/2012	0.15	\$ 14,898.81	\$ 14,898.81	\$ 14,898.81	6/9/2010
197869	303 REG	LD1005452	HOME SAVINGS BANK, KENT	0.15	6/8/2012	0.15	\$ 124,508.71	\$ 124,508.71	\$ 124,508.71	6/10/2010
197870	303 REG	LD1005460	HUNTINGTON NATIONAL BANK, NA	0.15	6/8/2012	0.15	\$ 33,901.01	\$ 33,901.01	\$ 33,901.01	6/10/2010
197871	303 REG	LD1005478	HUNTINGTON NATIONAL BANK, NA	0.15	6/8/2012	0.15	\$ 174,395.82	\$ 174,395.82	\$ 174,395.82	6/10/2010
197872	303 REG	LD1005486	WESTERN RESERVE BANK	0.15	6/8/2012	0.15	\$ 382,676.54	\$ 382,676.54	\$ 382,676.54	6/10/2010
197873	303 REG	LD1005494	FIRST NATIONAL BANK, NEW BREMEN	0.15	6/8/2012	0.15	\$ 210,668.60	\$ 210,668.60	\$ 210,668.60	6/10/2010
197875	303 REG	LD1005510	First-Knox NB, div Park NB	0.15	6/8/2012	0.15	\$ 137,676.68	\$ 137,676.68	\$ 137,676.68	6/10/2010
197905	303 REG	LD1005528	FAHEY BANKING COMPANY	0.15	6/14/2012	0.15	\$ 364,464.12	\$ 364,464.12	\$ 364,464.12	6/14/2010
197937	303 REG	LD1005536	STATE BANK & TRUST COMPANY	0.15	6/15/2012	0.15	\$ 32,496.85	\$ 32,496.85	\$ 32,496.85	6/15/2010
197938	303 REG	LD1005544	U.S. BANK, N.A.	0.15	6/15/2012	0.15	\$ 193,637.22	\$ 193,637.22	\$ 193,637.22	6/15/2010
197972	303 REG	LD1005551	CITIZENS NATIONAL OF BLUFFTON	0.15	6/15/2012	0.15	\$ 50,567.16	\$ 50,567.16	\$ 50,567.16	6/16/2010
197973	303 REG	LD1005569	CITIZENS NATIONAL OF BLUFFTON	0.15	6/15/2012	0.15	\$ 94,643.13	\$ 94,643.13	\$ 94,643.13	6/16/2010
197974	303 REG	LD1005577	CITIZENS NATIONAL OF BLUFFTON	0.15	6/15/2012	0.15	\$ 100,000.00	\$ 100,000.00	\$ 100,000.00	6/16/2010
197975	303 REG	LD1005585	CF BANK *	0.15	6/15/2012	0.15	\$ 354,138.93	\$ 354,138.93	\$ 354,138.93	6/16/2010
197976	303 REG	LD1005593	FORT JENNINGS STATE BANK	0.15	6/15/2012	0.15	\$ 177,770.70	\$ 177,770.70	\$ 177,770.70	6/16/2010
198009	303 REG	LD1005601	FARMERS NATIONAL BANK, CANFIELD	0.15	6/15/2012	0.15	\$ 274,965.96	\$ 274,965.96	\$ 274,965.96	6/17/2010
198026	303 REG	LD1005619	OHIO VALLEY BANK COMPANY	0.15	6/15/2012	0.15	\$ 152,637.37	\$ 152,637.37	\$ 152,637.37	6/17/2010
198043	303 REG	LD1005627	FIRST FINANCIAL BANK, NA	0.15	6/18/2012	0.15	\$ 187,000.00	\$ 187,000.00	\$ 187,000.00	6/18/2010
198044	303 REG	LD1005635	FIRST CITIZENS NATIONAL BANK	0.15	6/18/2012	0.15	\$ 127,301.16	\$ 127,301.16	\$ 127,301.16	6/18/2010
198105	303 REG	LD1005643	CF BANK *	0.15	6/21/2012	0.15	\$ 337,054.73	\$ 337,054.73	\$ 337,054.73	6/21/2010
198106	303 REG	LD1005650	FORT JENNINGS STATE BANK	0.15	6/21/2012	0.15	\$ 57,053.17	\$ 57,053.17	\$ 57,053.17	6/21/2010
198107	303 REG	LD1005668	FIFTH THIRD BANK	0.15	6/21/2012	0.15	\$ 243,847.34	\$ 243,847.34	\$ 243,847.34	6/21/2010
198108	303 REG	LD1005676	OLD FORT BANKING COMPANY	0.15	6/21/2012	0.15	\$ 36,015.82	\$ 36,015.82	\$ 36,015.82	6/21/2010
198111	303 REG	LD1005684	CITIZENS BANKING CO., SANDUSKY	0.15	6/22/2012	0.15	\$ 303,271.12	\$ 303,271.12	\$ 303,271.12	6/22/2010
198112	303 REG	LD1005692	CORTLAND SAVINGS & BANKING CO	0.15	6/22/2012	0.15	\$ 79,186.26	\$ 79,186.26	\$ 79,186.26	6/22/2010
198113	303 REG	LD1005700	WESTERN RESERVE BANK	0.15	6/22/2012	0.15	\$ 339,524.49	\$ 339,524.49	\$ 339,524.49	6/22/2010
198117	303 REG	LD1005718	FIRST FEDERAL COMMUNITY BK DOVER	0.15	6/22/2012	0.15	\$ 349,021.72	\$ 349,021.72	\$ 349,021.72	6/22/2010
198148	303 REG	LD1005726	SAVINGS BANK	0.15	6/22/2012	0.15	\$ 18,137.52	\$ 18,137.52	\$ 18,137.52	6/23/2010
198152	303 REG	LD1005734	NATIONAL BANK & TRUST COMPANY	0.15	6/22/2012	0.15	\$ 46,486.72	\$ 46,486.72	\$ 46,486.72	6/23/2010
198163	303 REG	LD1005742	NATIONAL BANK & TRUST COMPANY	0.15	6/22/2012	0.15	\$ 54,598.23	\$ 54,598.23	\$ 54,598.23	6/23/2010
198170	303 REG	LD1005759	CROGHAN COLONIAL BANK	0.15	6/22/2012	0.15	\$ 53,294.43	\$ 53,294.43	\$ 53,294.43	6/23/2010
198198	303 REG	LD1005767	FIRST NATIONAL BANK, PANDORA	0.15	6/22/2012	0.15	\$ 80,000.00	\$ 80,000.00	\$ 80,000.00	6/24/2010
198200	303 REG	LD1005775	FIRST NATIONAL BANK, PANDORA	0.15	6/22/2012	0.15	\$ 50,000.00	\$ 50,000.00	\$ 50,000.00	6/24/2010
198199	303 REG	LD1005783	FIRST NATIONAL BANK, PANDORA	0.15	6/22/2012	0.15	\$ 55,000.00	\$ 55,000.00	\$ 55,000.00	6/24/2010
198202	303 REG	LD1005791	FIRST NATIONAL BANK, PANDORA	0.15	6/22/2012	0.15	\$ 75,000.00	\$ 75,000.00	\$ 75,000.00	6/24/2010
198204	303 REG	LD1005809	FIRST NATIONAL BANK, PANDORA	0.15	6/22/2012	0.15	\$ 75,000.00	\$ 75,000.00	\$ 75,000.00	6/24/2010
198206	303 REG	LD1005817	GENOA BANKING COMPANY	0.15	6/22/2012	0.15	\$ 349,643.10	\$ 349,643.10	\$ 349,643.10	6/24/2010
198209	303 REG	LD1005825	HUNTINGTON NATIONAL BANK, NA	0.15	6/22/2012	0.15	\$ 258,794.86	\$ 258,794.86	\$ 258,794.86	6/24/2010
198214	303 REG	LD1005833	FIRST MERCHANTS BANK N.A.	0.15	6/22/2012	0.15	\$ 24,090.59	\$ 24,090.59	\$ 24,090.59	6/24/2010
198259	303 REG	LD1005841	COMMERCIAL & SAVINGS BANK, MILLE	0.15	6/25/2012	0.15	\$ 61,063.26	\$ 61,063.26	\$ 61,063.26	6/25/2010
198262	303 REG	LD1005858	FARMERS & MERCHANTS STATE BANK	0.15	6/25/2012	0.15	\$ 131,234.55	\$ 131,234.55	\$ 131,234.55	6/25/2010
198264	303 REG	LD1005866	WESTERN RESERVE BANK	0.15	6/25/2012	0.15	\$ 190,395.77	\$ 190,395.77	\$ 190,395.77	6/25/2010
198267	303 REG	LD1005874	FIRST FEDERAL BANK OF THE MIDWEST	0.15	6/25/2012	0.15	\$ 286,025.16	\$ 286,025.16	\$ 286,025.16	6/25/2010
198329	303 REG	LD1005882	FIRST FEDERAL BANK OF THE MIDWEST	0.15	6/29/2012	0.15	\$ 400,000.00	\$ 400,000.00	\$ 400,000.00	6/29/2010
198330	303 REG	LD1005890	WESTFIELD BANK, FSB	0.15	6/29/2012	0.15	\$ 222,612.15	\$ 222,612.15	\$ 222,612.15	6/29/2010

PGM: INVS_MONTHEND_INVENTORY
 SOURCE: VisualQED
 MODEL: INVENTORY
 BASIS: SETTLEMENT
 AS-OF: 6/30/2011

**JOSH MANDEL
 TREASURER, STATE OF OHIO**

INVESTMENT INVENTORY
 SETTLED POSITIONS AS OF: 06/30/11

INVS#	FUND	CUSIP	DESCRIPTION	RATE	MATURITY	YIELD	PAR AMOUNT	BOOK VALUE	MARKET VALUE	1ST PUR
198331	303 REG	LD1005908	PARK NATIONAL BANK	0.15	6/29/2012	0.15	76,486.59	76,486.59	76,486.59	6/29/2010
198332	303 REG	LD1005916	SIGNATURE BANK, N.A.	0.15	6/29/2012	0.15	48,412.29	48,412.29	48,412.29	6/29/2010
198333	303 REG	LD1005924	WESTERN RESERVE BANK	0.15	6/29/2012	0.15	223,878.84	223,878.84	223,878.84	6/29/2010
198334	303 REG	LD1005932	FORT JENNINGS STATE BANK	0.15	6/29/2012	0.15	216,735.86	216,735.86	216,735.86	6/29/2010
198513	303 REG	LD1100014	HUNTINGTON NATIONAL BANK, NA	0.15	6/29/2012	0.15	42,186.82	42,186.82	42,186.82	7/2/2010
198514	303 REG	LD1100022	HUNTINGTON NATIONAL BANK, NA	0.15	6/29/2012	0.15	182,796.65	182,796.65	182,796.65	7/2/2010
198515	303 REG	LD1100030	FIRST CITIZENS NATIONAL BANK	0.15	6/29/2012	0.15	280,220.00	280,220.00	280,220.00	7/2/2010
198516	303 REG	LD1100048	SUTTON BANK	0.15	6/29/2012	0.15	111,752.18	111,752.18	111,752.18	7/2/2010
198517	303 REG	LD1100055	COMMERCIAL & SAVINGS BANK, MILLE	0.15	6/29/2012	0.15	177,360.92	177,360.92	177,360.92	7/2/2010
198518	303 REG	LD1100063	CROGHAN COLONIAL BANK	0.15	6/29/2012	0.15	27,666.41	27,666.41	27,666.41	7/2/2010
198533	303 REG	LD1100071	U.S. BANK, N.A.	0.15	7/6/2012	0.15	250,000.00	250,000.00	250,000.00	7/6/2010
198535	303 REG	LD1100089	U.S. BANK, N.A.	0.15	7/6/2012	0.15	74,725.24	74,725.24	74,725.24	7/6/2010
198536	303 REG	LD1100097	U.S. BANK, N.A.	0.15	7/6/2012	0.15	75,004.79	75,004.79	75,004.79	7/6/2010
198538	303 REG	LD1100105	U.S. BANK, N.A.	0.15	7/6/2012	0.15	110,894.14	110,894.14	110,894.14	7/6/2010
198539	303 REG	LD1100113	U.S. BANK, N.A.	0.15	7/6/2012	0.15	28,273.28	28,273.28	28,273.28	7/6/2010
198540	303 REG	LD1100121	SIGNATURE BANK, N.A.	0.15	7/6/2012	0.15	214,895.45	214,895.45	214,895.45	7/6/2010
198541	303 REG	LD1100139	FIRST STATE BANK OF ADAMS COUNTY	0.15	7/6/2012	0.15	347,966.68	347,966.68	347,966.68	7/6/2010
198542	303 REG	LD1100147	SIGNATURE BANK, N.A.	0.15	7/6/2012	0.15	40,065.32	40,065.32	40,065.32	7/6/2010
198543	303 REG	LD1100154	WESTFIELD BANK, FSB	0.15	7/6/2012	0.15	175,328.44	175,328.44	175,328.44	7/6/2010
198544	303 REG	LD1100162	PARK NATIONAL BANK	0.15	7/6/2012	0.15	137,942.38	137,942.38	137,942.38	7/6/2010
198545	303 REG	LD1100170	FIRST NATIONAL BANK, PANDORA	0.15	7/6/2012	0.15	80,000.00	80,000.00	80,000.00	7/6/2010
198546	303 REG	LD1100188	FIRST NATIONAL BANK, PANDORA	0.15	7/6/2012	0.15	60,000.00	60,000.00	60,000.00	7/6/2010
198547	303 REG	LD1100196	FIRST NATIONAL BANK, PANDORA	0.15	7/6/2012	0.15	150,000.00	150,000.00	150,000.00	7/6/2010
198548	303 REG	LD1100204	FIRST FEDERAL BANK OF THE MIDWEST	0.15	7/6/2012	0.15	72,155.45	72,155.45	72,155.45	7/6/2010
198590	303 REG	LD1100212	HENRY COUNTY BANK	0.15	7/6/2012	0.15	178,627.82	178,627.82	178,627.82	7/7/2010
198591	303 REG	LD1100220	CROGHAN COLONIAL BANK	0.15	7/6/2012	0.15	185,071.92	185,071.92	185,071.92	7/7/2010
198625	303 REG	LD1100238	CONSUMERS NATIONAL BANK	0.15	7/6/2012	0.15	232,739.49	232,739.49	232,739.49	7/8/2010
198626	303 REG	LD1100246	HUNTINGTON NATIONAL BANK, NA	0.15	7/6/2012	0.15	300,000.00	300,000.00	300,000.00	7/8/2010
198627	303 REG	LD1100253	FARMERS CITIZENS BANK, BUCYRUS	0.15	7/6/2012	0.15	378,618.19	378,618.19	378,618.19	7/8/2010
198660	303 REG	LD1100261	FIRST MERCHANTS BANK N.A.	0.15	7/9/2012	0.15	36,336.14	36,336.14	36,336.14	7/9/2010
198661	303 REG	LD1100279	HUNTINGTON NATIONAL BANK, NA	0.15	7/9/2012	0.15	281,397.06	281,397.06	281,397.06	7/9/2010
198726	303 REG	LD1100287	ST. HENRY BANK	0.15	7/12/2012	0.15	58,144.72	58,144.72	58,144.72	7/12/2010
198727	303 REG	LD1100295	FARMERS & MERCHANTS STATE BANK	0.15	7/12/2012	0.15	10,728.89	10,728.89	10,728.89	7/12/2010
198729	303 REG	LD1100303	FIRST MERCHANTS BANK N.A.	0.15	7/12/2012	0.15	141,340.07	141,340.07	141,340.07	7/12/2010
198732	303 REG	LD1100311	FIRST MERCHANTS BANK N.A.	0.15	7/12/2012	0.15	400,000.00	400,000.00	400,000.00	7/12/2010
198740	303 REG	LD1100329	APPLE CREEK BANKING COMPANY	0.15	7/12/2012	0.15	77,801.99	77,801.99	77,801.99	7/12/2010
198810	303 REG	LD1100337	WAYNE SAVINGS COMMUNITY BANK	0.15	7/13/2012	0.15	195,405.05	195,405.05	195,405.05	7/14/2010
198872	303 REG	LD1100345	VINTON COUNTY NATIONAL BANK	0.15	7/16/2012	0.15	390,997.95	390,997.95	390,997.95	7/16/2010
198874	303 REG	LD1100352	FIRST CITIZENS NATIONAL BANK	0.15	7/16/2012	0.15	69,827.70	69,827.70	69,827.70	7/16/2010
198878	303 REG	LD1100360	WAYNE SAVINGS COMMUNITY BANK	0.15	7/16/2012	0.15	65,324.47	65,324.47	65,324.47	7/16/2010
198884	303 REG	LD1100378	CITIZENS BANKING CO., SANDUSKY	0.15	7/16/2012	0.15	365,570.87	365,570.87	365,570.87	7/16/2010
198911	303 REG	LD1100386	SAVINGS BANK	0.15	7/19/2012	0.15	391,125.90	391,125.90	391,125.90	7/19/2010
198912	303 REG	LD1100394	SAVINGS BANK	0.15	7/19/2012	0.15	208,266.44	208,266.44	208,266.44	7/19/2010
198913	303 REG	LD1100402	FIRST FINANCIAL BANK, NA	0.15	7/19/2012	0.15	133,162.29	133,162.29	133,162.29	7/19/2010
198959	303 REG	LD1100428	HEARTLAND BANK	0.15	7/20/2012	0.15	178,718.23	178,718.23	178,718.23	7/20/2010
198960	303 REG	LD1100436	CROGHAN COLONIAL BANK	0.15	7/20/2012	0.15	116,833.34	116,833.34	116,833.34	7/20/2010
198961	303 REG	LD1100444	FIRST FEDERAL BANK OF THE MIDWEST	0.15	7/20/2012	0.15	135,677.23	135,677.23	135,677.23	7/20/2010
198962	303 REG	LD1100451	WESTFIELD BANK, FSB	0.15	7/20/2012	0.15	400,000.00	400,000.00	400,000.00	7/20/2010
199005	303 REG	LD1100469	FIRST FINANCIAL BANK, NA	0.15	7/20/2012	0.15	183,489.23	183,489.23	183,489.23	7/21/2010
199006	303 REG	LD1100477	WESTERN RESERVE BANK	0.15	7/20/2012	0.15	390,959.66	390,959.66	390,959.66	7/21/2010
199007	303 REG	LD1100485	FIRST NATIONAL BANK, BELLEVUE	0.15	7/20/2012	0.15	400,000.00	400,000.00	400,000.00	7/21/2010
199055	303 REG	LD1100493	HUNTINGTON NATIONAL BANK, NA	0.15	7/20/2012	0.15	34,966.42	34,966.42	34,966.42	7/22/2010
199056	303 REG	LD1100501	FORT JENNINGS STATE BANK	0.15	7/20/2012	0.15	170,442.65	170,442.65	170,442.65	7/22/2010
199057	303 REG	LD1100519	WESTFIELD BANK, FSB	0.15	7/20/2012	0.15	290,173.34	290,173.34	290,173.34	7/22/2010
199058	303 REG	LD1100527	WESTFIELD BANK, FSB	0.15	7/20/2012	0.15	84,167.84	84,167.84	84,167.84	7/22/2010
199059	303 REG	LD1100535	WESTFIELD BANK, FSB	0.15	7/20/2012	0.15	225,197.33	225,197.33	225,197.33	7/22/2010
199099	303 REG	LD1100543	CITIZENS SAVINGS BANK, MARTINS F	0.15	7/23/2012	0.15	377,092.53	377,092.53	377,092.53	7/23/2010

PGM: INVS_MONTHEND_INVENTORY
 SOURCE: VisualQED
 MODEL: INVENTORY
 BASIS: SETTLEMENT
 AS-OF: 6/30/2011

JOSH MANDEL
TREASURER, STATE OF OHIO

INVESTMENT INVENTORY
 SETTLED POSITIONS AS OF: 06/30/11

INVT#	FUND	CUSIP	DESCRIPTION	RATE	MATURITY	YIELD	PAR AMOUNT	BOOK VALUE	MARKET VALUE	1ST PUR
199100	303 REG	LD1100550	GENOA BANKING COMPANY	0.15	7/23/2012	0.15	\$ 24,008.31	\$ 24,008.31	\$ 24,008.31	7/23/2010
199128	303 REG	LD1100568	FIRST FEDERAL BANK OFTHE MIDWEST	0.15	7/26/2012	0.15	\$ 150,000.00	\$ 150,000.00	\$ 150,000.00	7/26/2010
199129	303 REG	LD1100576	WATERFORD BANK N.A.	0.15	7/26/2012	0.15	\$ 356,534.00	\$ 356,534.00	\$ 356,534.00	7/26/2010
199161	303 REG	LD1100584	CORTLAND SAVINGS & BANKING CO	0.15	7/27/2012	0.15	\$ 230,245.41	\$ 230,245.41	\$ 230,245.41	7/27/2010
199162	303 REG	LD1100592	CORTLAND SAVINGS & BANKING CO	0.15	7/27/2012	0.15	\$ 386,888.84	\$ 386,888.84	\$ 386,888.84	7/27/2010
199163	303 REG	LD1100600	COMMUNITY FIRST BANK	0.15	7/27/2012	0.15	\$ 60,441.06	\$ 60,441.06	\$ 60,441.06	7/27/2010
199188	303 REG	LD1100618	FARMERS NATIONAL BANK, CANFIELD	0.15	7/27/2012	0.15	\$ 299,385.16	\$ 299,385.16	\$ 299,385.16	7/28/2010
199195	303 REG	LD1100626	FIRST FINANCIAL BANK, NA	0.15	7/27/2012	0.15	\$ 311,063.99	\$ 311,063.99	\$ 311,063.99	7/28/2010
199197	303 REG	LD1100634	WESTFIELD BANK, FSB	0.15	7/27/2012	0.15	\$ 188,781.08	\$ 188,781.08	\$ 188,781.08	7/28/2010
199198	303 REG	LD1100642	WESTFIELD BANK, FSB	0.15	7/27/2012	0.15	\$ 233,287.91	\$ 233,287.91	\$ 233,287.91	7/28/2010
199199	303 REG	LD1100659	FARMERS CITIZENS BANK, BUCYRUS	0.15	7/27/2012	0.15	\$ 242,921.34	\$ 242,921.34	\$ 242,921.34	7/28/2010
199200	303 REG	LD1100667	BANK OF MAUMEE *	0.15	7/27/2012	0.15	\$ 78,019.05	\$ 78,019.05	\$ 78,019.05	7/28/2010
199231	303 REG	LD1100675	WESTFIELD BANK, FSB	0.15	7/27/2012	0.15	\$ 400,000.00	\$ 400,000.00	\$ 400,000.00	7/29/2010
199232	303 REG	LD1100683	FIRST CITIZENS NATIONAL BANK	0.15	7/27/2012	0.15	\$ 66,048.59	\$ 66,048.59	\$ 66,048.59	7/29/2010
199233	303 REG	LD1100691	HUNTINGTON NATIONAL BANK, NA	0.15	7/27/2012	0.15	\$ 218,982.70	\$ 218,982.70	\$ 218,982.70	7/29/2010
199234	303 REG	LD1100709	HUNTINGTON NATIONAL BANK, NA	0.15	7/27/2012	0.15	\$ 400,000.00	\$ 400,000.00	\$ 400,000.00	7/29/2010
199253	303 REG	LD1100717	FORT JENNINGS STATE BANK	0.15	7/30/2012	0.15	\$ 34,429.20	\$ 34,429.20	\$ 34,429.20	7/30/2010
199306	303 REG	LD1100733	MECHANICS SAVINGS BANK	0.15	8/2/2012	0.15	\$ 13,500.00	\$ 13,500.00	\$ 13,500.00	8/2/2010
199307	303 REG	LD1100741	PARK NATIONAL BANK	0.15	8/2/2012	0.15	\$ 251,208.76	\$ 251,208.76	\$ 251,208.76	8/2/2010
199309	303 REG	LD1100758	OLD FORT BANKING COMPANY	0.15	8/2/2012	0.15	\$ 187,845.98	\$ 187,845.98	\$ 187,845.98	8/2/2010
199342	303 REG	LD1100766	CITIZENS NATIONAL OF BLUFFTON	0.15	8/3/2012	0.15	\$ 315,635.37	\$ 315,635.37	\$ 315,635.37	8/3/2010
199350	303 REG	LD1100782	U.S. BANK, N.A.	0.15	8/3/2012	0.15	\$ 306,597.43	\$ 306,597.43	\$ 306,597.43	8/3/2010
199351	303 REG	LD1100790	U.S. BANK, N.A.	0.15	8/3/2012	0.15	\$ 353,175.48	\$ 353,175.48	\$ 353,175.48	8/3/2010
199378	303 REG	LD1100808	FIRST FEDERAL BANK OFTHE MIDWEST	0.15	8/3/2012	0.15	\$ 217,927.60	\$ 217,927.60	\$ 217,927.60	8/4/2010
199382	303 REG	LD1100816	COMMERCIAL & SAVINGS BANK, MILLE	0.15	8/3/2012	0.15	\$ 333,782.69	\$ 333,782.69	\$ 333,782.69	8/4/2010
199414	303 REG	LD1100824	CORTLAND SAVINGS & BANKING CO	0.15	8/3/2012	0.15	\$ 333,333.45	\$ 333,333.45	\$ 333,333.45	8/5/2010
199418	303 REG	LD1100832	HUNTINGTON NATIONAL BANK, NA	0.15	8/3/2012	0.15	\$ 375,000.00	\$ 375,000.00	\$ 375,000.00	8/5/2010
199422	303 REG	LD1100840	WESTFIELD BANK, FSB	0.15	8/3/2012	0.15	\$ 205,710.33	\$ 205,710.33	\$ 205,710.33	8/5/2010
199487	303 REG	LD1100857	Richland Trust Co, div Park NB	0.15	8/9/2012	0.15	\$ 85,328.31	\$ 85,328.31	\$ 85,328.31	8/9/2010
199488	303 REG	LD1100865	FIFTH THIRD BANK	0.15	8/9/2012	0.15	\$ 197,409.85	\$ 197,409.85	\$ 197,409.85	8/9/2010
199490	303 REG	LD1100873	FIFTH THIRD BANK	0.15	8/9/2012	0.15	\$ 14,811.55	\$ 14,811.55	\$ 14,811.55	8/9/2010
199497	303 REG	LD1100881	FIRST FINANCIAL BANK, NA	0.15	8/9/2012	0.15	\$ 351,690.70	\$ 351,690.70	\$ 351,690.70	8/9/2010
199499	303 REG	LD1100899	STATE BANK & TRUST COMPANY	0.15	8/9/2012	0.15	\$ 144,459.08	\$ 144,459.08	\$ 144,459.08	8/9/2010
199500	303 REG	LD1100907	WESTERN RESERVE BANK	0.15	8/9/2012	0.15	\$ 196,110.42	\$ 196,110.42	\$ 196,110.42	8/9/2010
199501	303 REG	LD1100915	CITIZENS SAVINGS BANK, MARTINS F	0.15	8/9/2012	0.15	\$ 73,470.14	\$ 73,470.14	\$ 73,470.14	8/9/2010
199535	303 REG	LD1100923	STATE BANK & TRUST COMPANY	0.15	8/10/2012	0.15	\$ 45,114.45	\$ 45,114.45	\$ 45,114.45	8/10/2010
199590	303 REG	LD1100931	CITIZENS NATIONAL OF BLUFFTON	0.15	8/10/2012	0.15	\$ 40,457.78	\$ 40,457.78	\$ 40,457.78	8/11/2010
199591	303 REG	LD1100949	FIRST CITIZENS NATIONAL BANK	0.15	8/10/2012	0.15	\$ 53,013.92	\$ 53,013.92	\$ 53,013.92	8/11/2010
199645	303 REG	LD1100956	COMMUNITY BANK, CROOKSVILLE	0.15	8/13/2012	0.15	\$ 226,317.03	\$ 226,317.03	\$ 226,317.03	8/13/2010
199718	303 REG	LD1100964	U.S. BANK, N.A.	0.15	8/17/2012	0.15	\$ 126,839.21	\$ 126,839.21	\$ 126,839.21	8/17/2010
199762	303 REG	LD1100972	FIRST FEDERAL BANK OFTHE MIDWEST	0.15	8/17/2012	0.15	\$ 322,339.72	\$ 322,339.72	\$ 322,339.72	8/18/2010
199763	303 REG	LD1100980	CITIZENS NATIONAL BANK, SW OHIO	0.15	8/17/2012	0.15	\$ 142,213.17	\$ 142,213.17	\$ 142,213.17	8/18/2010
199807	303 REG	LD1100998	PNC BANK, NA	0.15	8/17/2012	0.15	\$ 105,774.72	\$ 105,774.72	\$ 105,774.72	8/19/2010
199809	303 REG	LD1101004	CORTLAND SAVINGS & BANKING CO	0.15	8/17/2012	0.15	\$ 194,623.11	\$ 194,623.11	\$ 194,623.11	8/19/2010
199833	303 REG	LD1101012	HUNTINGTON NATIONAL BANK, NA	0.15	8/20/2012	0.15	\$ 157,022.99	\$ 157,022.99	\$ 157,022.99	8/20/2010
199834	303 REG	LD1101020	FARMERS CITIZENS BANK, BUCYRUS	0.15	8/20/2012	0.15	\$ 172,780.72	\$ 172,780.72	\$ 172,780.72	8/20/2010
199901	303 REG	LD1101038	FIRST FINANCIAL BANK, NA	0.15	8/24/2012	0.15	\$ 12,960.99	\$ 12,960.99	\$ 12,960.99	8/24/2010
199902	303 REG	LD1101046	PARK NATIONAL BANK	0.15	8/24/2012	0.15	\$ 277,058.49	\$ 277,058.49	\$ 277,058.49	8/24/2010
200000	303 REG	LD1101053	HUNTINGTON NATIONAL BANK, NA	0.15	8/24/2012	0.15	\$ 214,716.36	\$ 214,716.36	\$ 214,716.36	8/26/2010
200001	303 REG	LD1101061	GENOA BANKING COMPANY	0.15	8/24/2012	0.15	\$ 127,468.22	\$ 127,468.22	\$ 127,468.22	8/26/2010
200002	303 REG	LD1101079	SIGNATURE BANK, N.A.	0.15	8/24/2012	0.15	\$ 393,540.41	\$ 393,540.41	\$ 393,540.41	8/26/2010
200003	303 REG	LD1101087	PARK NATIONAL BANK	0.15	8/24/2012	0.15	\$ 159,572.37	\$ 159,572.37	\$ 159,572.37	8/26/2010
200004	303 REG	LD1101095	CORTLAND SAVINGS & BANKING CO	0.15	8/24/2012	0.15	\$ 313,164.60	\$ 313,164.60	\$ 313,164.60	8/26/2010
200005	303 REG	LD1101103	CORTLAND SAVINGS & BANKING CO	0.15	8/24/2012	0.15	\$ 372,152.80	\$ 372,152.80	\$ 372,152.80	8/26/2010
200006	303 REG	LD1101111	FIRST FEDERAL COMMUNITY BK DOVER	0.15	8/24/2012	0.15	\$ 118,410.73	\$ 118,410.73	\$ 118,410.73	8/26/2010
200007	303 REG	LD1101129	CITIZENS SAVINGS BANK, MARTINS F	0.15	8/24/2012	0.15	\$ 88,584.37	\$ 88,584.37	\$ 88,584.37	8/26/2010
200100	303 REG	LD1101137	PARK NATIONAL BANK	0.15	8/31/2012	0.15	\$ 137,372.26	\$ 137,372.26	\$ 137,372.26	8/31/2010

PGM: INVS_MONTHEND_INVENTORY
 SOURCE: VisualQED
 MODEL: INVENTORY
 BASIS: SETTLEMENT
 AS-OF: 6/30/2011

**JOSH MANDEL
 TREASURER, STATE OF OHIO**

INVESTMENT INVENTORY
 SETTLED POSITIONS AS OF: 06/30/11

INVT#	FUND	CUSIP	DESCRIPTION	RATE	MATURITY	YIELD	PAR AMOUNT	BOOK VALUE	MARKET VALUE	1ST PUR
200102	303 REG	LD1101145	PARK NATIONAL BANK	0.15	8/31/2012	0.15	\$ 50,000.00	\$ 50,000.00	\$ 50,000.00	8/31/2010
200107	303 REG	LD1101152	SIGNATURE BANK, N.A.	0.15	8/31/2012	0.15	\$ 393,785.78	\$ 393,785.78	\$ 393,785.78	8/31/2010
200108	303 REG	LD1101160	OLD FORT BANKING COMPANY	0.15	8/31/2012	0.15	\$ 369,521.34	\$ 369,521.34	\$ 369,521.34	8/31/2010
200109	303 REG	LD1101178	NATIONAL BANK OF OAK HARBOR	0.15	8/31/2012	0.15	\$ 250,049.29	\$ 250,049.29	\$ 250,049.29	8/31/2010
200110	303 REG	LD1101186	LIBERTY NATIONAL BANK	0.15	8/31/2012	0.15	\$ 349,075.36	\$ 349,075.36	\$ 349,075.36	8/31/2010
200143	303 REG	LD1101194	FARMERS CITIZENS BANK, BUCYRUS	0.15	8/31/2012	0.15	\$ 349,856.16	\$ 349,856.16	\$ 349,856.16	9/1/2010
200144	303 REG	LD1101202	FIRST FINANCIAL BANK, NA	0.15	8/31/2012	0.15	\$ 387,149.88	\$ 387,149.88	\$ 387,149.88	9/1/2010
200198	303 REG	LD1101210	HUNTINGTON NATIONAL BANK, NA	0.15	8/31/2012	0.15	\$ 34,056.83	\$ 34,056.83	\$ 34,056.83	9/3/2010
200231	303 REG	LD1101228	SIGNATURE BANK, N.A.	0.15	9/7/2012	0.15	\$ 383,942.65	\$ 383,942.65	\$ 383,942.65	9/7/2010
200232	303 REG	LD1101236	SIGNATURE BANK, N.A.	0.15	9/7/2012	0.15	\$ 32,492.60	\$ 32,492.60	\$ 32,492.60	9/7/2010
200233	303 REG	LD1101244	PEOPLES SAVINGS BANK, NEW METAMO	0.15	9/7/2012	0.15	\$ 65,532.29	\$ 65,532.29	\$ 65,532.29	9/7/2010
200259	303 REG	LD1101251	AMERICAN SAVINGS BANK, FSB	0.15	9/7/2012	0.15	\$ 170,342.12	\$ 170,342.12	\$ 170,342.12	9/7/2010
200277	303 REG	LD1101269	CROGHAN COLONIAL BANK	0.15	9/7/2012	0.15	\$ 400,000.00	\$ 400,000.00	\$ 400,000.00	9/8/2010
200280	303 REG	LD1101277	FARMERS NATIONAL BANK, CANFIELD	0.15	9/7/2012	0.15	\$ 108,995.68	\$ 108,995.68	\$ 108,995.68	9/8/2010
200282	303 REG	LD1101285	FARMERS NATIONAL BANK, CANFIELD	0.15	9/7/2012	0.15	\$ 84,156.94	\$ 84,156.94	\$ 84,156.94	9/8/2010
200297	303 REG	LD1101293	AMERICAN SAVINGS BANK, FSB	0.15	9/7/2012	0.15	\$ 200,000.00	\$ 200,000.00	\$ 200,000.00	9/8/2010
200302	303 REG	LD1101301	FIRST FEDERAL BANK OF THE MIDWEST	0.15	9/7/2012	0.15	\$ 58,956.79	\$ 58,956.79	\$ 58,956.79	9/9/2010
200303	303 REG	LD1101319	FORT JENNINGS STATE BANK	0.15	9/7/2012	0.15	\$ 163,210.20	\$ 163,210.20	\$ 163,210.20	9/9/2010
200376	303 REG	LD1101335	HUNTINGTON NATIONAL BANK, NA	0.15	9/13/2012	0.15	\$ 132,562.72	\$ 132,562.72	\$ 132,562.72	9/13/2010
200380	303 REG	LD1101343	FORT JENNINGS STATE BANK	0.15	9/13/2012	0.15	\$ 121,430.85	\$ 121,430.85	\$ 121,430.85	9/13/2010
200428	303 REG	LD1101350	KINGSTON NATIONAL BANK	0.15	9/14/2012	0.15	\$ 388,290.49	\$ 388,290.49	\$ 388,290.49	9/14/2010
200430	303 REG	LD1101368	CROGHAN COLONIAL BANK	0.15	9/14/2012	0.15	\$ 150,000.00	\$ 150,000.00	\$ 150,000.00	9/15/2010
200431	303 REG	LD1101376	GENOA BANKING COMPANY	0.15	9/14/2012	0.15	\$ 235,304.79	\$ 235,304.79	\$ 235,304.79	9/15/2010
200463	303 REG	LD1101384	DELAWARE COUNTY BANK & TRUST CO*	0.15	9/14/2012	0.15	\$ 285,000.00	\$ 285,000.00	\$ 285,000.00	9/16/2010
200464	303 REG	LD1101392	FARMERS SAVINGS BANK, SPENCER	0.15	9/14/2012	0.15	\$ 261,017.24	\$ 261,017.24	\$ 261,017.24	9/16/2010
200475	303 REG	LD1101400	HUNTINGTON NATIONAL BANK, NA	0.15	9/14/2012	0.15	\$ 183,420.00	\$ 183,420.00	\$ 183,420.00	9/16/2010
200509	303 REG	LD1101418	HUNTINGTON NATIONAL BANK, NA	0.15	9/17/2012	0.15	\$ 87,368.18	\$ 87,368.18	\$ 87,368.18	9/17/2010
200510	303 REG	LD1101426	HUNTINGTON NATIONAL BANK, NA	0.15	9/17/2012	0.15	\$ 110,893.03	\$ 110,893.03	\$ 110,893.03	9/17/2010
200554	303 REG	LD1101434	FORT JENNINGS STATE BANK	0.15	9/17/2012	0.15	\$ 150,000.00	\$ 150,000.00	\$ 150,000.00	9/17/2010
200513	303 REG	LD1101442	HUNTINGTON NATIONAL BANK, NA	0.15	9/17/2012	0.15	\$ 400,000.00	\$ 400,000.00	\$ 400,000.00	9/17/2010
200514	303 REG	LD1101459	HENRY COUNTY BANK	0.15	9/17/2012	0.15	\$ 293,911.89	\$ 293,911.89	\$ 293,911.89	9/17/2010
200515	303 REG	LD1101467	HUNTINGTON NATIONAL BANK, NA	0.15	9/17/2012	0.15	\$ 275,939.70	\$ 275,939.70	\$ 275,939.70	9/17/2010
200566	303 REG	LD1101475	PARK NATIONAL BANK	0.15	9/20/2012	0.15	\$ 173,271.27	\$ 173,271.27	\$ 173,271.27	9/20/2010
200567	303 REG	LD1101483	FARMERS & MERCHANTS STATE BANK	0.15	9/20/2012	0.15	\$ 100,753.79	\$ 100,753.79	\$ 100,753.79	9/20/2010
200595	303 REG	LD1101491	HUNTINGTON NATIONAL BANK, NA	0.15	9/21/2012	0.15	\$ 178,549.19	\$ 178,549.19	\$ 178,549.19	9/21/2010
200598	303 REG	LD1101509	U.S. BANK, N.A.	0.15	9/21/2012	0.15	\$ 400,000.00	\$ 400,000.00	\$ 400,000.00	9/21/2010
200599	303 REG	LD1101517	U.S. BANK, N.A.	0.15	9/21/2012	0.15	\$ 231,915.45	\$ 231,915.45	\$ 231,915.45	9/21/2010
200653	303 REG	LD1101525	FIRST CITIZENS NATIONAL BANK	0.15	9/21/2012	0.15	\$ 58,088.51	\$ 58,088.51	\$ 58,088.51	9/22/2010
200690	303 REG	LD1101533	RIVERHILLS BANK	0.15	9/21/2012	0.15	\$ 284,096.00	\$ 284,096.00	\$ 284,096.00	9/23/2010
200744	303 REG	LD1101541	HUNTINGTON NATIONAL BANK, NA	0.15	9/24/2012	0.15	\$ 183,792.53	\$ 183,792.53	\$ 183,792.53	9/24/2010
200746	303 REG	LD1101558	Century NB, div Park NB	0.15	9/24/2012	0.15	\$ 230,568.81	\$ 230,568.81	\$ 230,568.81	9/24/2010
200747	303 REG	LD1101566	HENRY COUNTY BANK	0.15	9/24/2012	0.15	\$ 188,279.43	\$ 188,279.43	\$ 188,279.43	9/24/2010
200750	303 REG	LD1101574	CITIZENS NATIONAL OF BLUFFTON	0.15	9/24/2012	0.15	\$ 159,671.45	\$ 159,671.45	\$ 159,671.45	9/24/2010
200751	303 REG	LD1101582	CITIZENS NATIONAL OF BLUFFTON	0.15	9/24/2012	0.15	\$ 338,607.43	\$ 338,607.43	\$ 338,607.43	9/24/2010
200752	303 REG	LD1101590	WESTFIELD BANK, FSB	0.15	9/24/2012	0.15	\$ 379,715.20	\$ 379,715.20	\$ 379,715.20	9/24/2010
200783	303 REG	LD1101608	CROGHAN COLONIAL BANK	0.15	9/27/2012	0.15	\$ 71,862.69	\$ 71,862.69	\$ 71,862.69	9/27/2010
200784	303 REG	LD1101616	HUNTINGTON NATIONAL BANK, NA	0.15	9/27/2012	0.15	\$ 46,973.75	\$ 46,973.75	\$ 46,973.75	9/27/2010
200830	303 REG	LD1101624	PEOPLES BANK, N.A. MARIETTA	0.15	9/28/2012	0.15	\$ 28,285.75	\$ 28,285.75	\$ 28,285.75	9/28/2010
200855	303 REG	LD1101632	UNION BANK COMPANY, COLS GROVE	0.15	9/28/2012	0.15	\$ 400,000.00	\$ 400,000.00	\$ 400,000.00	9/29/2010
200856	303 REG	LD1101640	UNION BANK COMPANY, COLS GROVE	0.15	9/28/2012	0.15	\$ 400,000.00	\$ 400,000.00	\$ 400,000.00	9/29/2010
200857	303 REG	LD1101657	FORT JENNINGS STATE BANK	0.15	9/28/2012	0.15	\$ 275,000.00	\$ 275,000.00	\$ 275,000.00	9/29/2010
200865	303 REG	LD1101665	PNC BANK, NA	0.15	9/28/2012	0.15	\$ 334,431.95	\$ 334,431.95	\$ 334,431.95	9/29/2010
200952	303 REG	LD1101673	FARMERS NATIONAL BANK, CANFIELD	0.15	10/1/2012	0.15	\$ 342,475.17	\$ 342,475.17	\$ 342,475.17	10/1/2010
200954	303 REG	LD1101681	AMERICAN SAVINGS BANK, FSB	0.15	10/1/2012	0.15	\$ 164,231.22	\$ 164,231.22	\$ 164,231.22	10/1/2010
200955	303 REG	LD1101699	AMERICAN SAVINGS BANK, FSB	0.15	10/1/2012	0.15	\$ 44,080.80	\$ 44,080.80	\$ 44,080.80	10/1/2010
200969	303 REG	LD1101707	SIGNATURE BANK, N.A.	0.15	10/1/2012	0.15	\$ 314,878.84	\$ 314,878.84	\$ 314,878.84	10/1/2010
200970	303 REG	LD1101715	SIGNATURE BANK, N.A.	0.15	10/1/2012	0.15	\$ 391,158.37	\$ 391,158.37	\$ 391,158.37	10/1/2010

PGM: INVS_MONTHEND_INVENTORY
 SOURCE: VisualQED
 MODEL: INVENTORY
 BASIS: SETTLEMENT
 AS-OF: 6/30/2011

JOSH MANDEL
TREASURER, STATE OF OHIO

INVESTMENT INVENTORY
 SETTLED POSITIONS AS OF: 06/30/11

INVS#	FUND	CUSIP	DESCRIPTION	RATE	MATURITY	YIELD	PAR AMOUNT	BOOK VALUE	MARKET VALUE	1ST PUR
200979	303 REG	LD1101723	HUNTINGTON NATIONAL BANK, NA	0.15	10/1/2012	0.15	\$ 253,751.14	\$ 253,751.14	\$ 253,751.14	10/1/2010
200981	303 REG	LD1101731	WESTFIELD BANK, FSB	0.15	10/4/2012	0.15	\$ 103,334.20	\$ 103,334.20	\$ 103,334.20	10/4/2010
200985	303 REG	LD1101749	WESTFIELD BANK, FSB	0.15	10/4/2012	0.15	\$ 346,718.96	\$ 346,718.96	\$ 346,718.96	10/4/2010
201013	303 REG	LD1101756	LIBERTY NATIONAL BANK	0.15	10/5/2012	0.15	\$ 243,641.71	\$ 243,641.71	\$ 243,641.71	10/5/2010
201014	303 REG	LD1101764	CITIZENS NATIONAL OF BLUFFTON	0.15	10/5/2012	0.15	\$ 41,929.96	\$ 41,929.96	\$ 41,929.96	10/5/2010
201015	303 REG	LD1101772	CORTLAND SAVINGS & BANKING CO	0.15	10/5/2012	0.15	\$ 311,241.26	\$ 311,241.26	\$ 311,241.26	10/5/2010
201016	303 REG	LD1101780	WESBANCO BANK, INC	0.15	10/5/2012	0.15	\$ 363,683.78	\$ 363,683.78	\$ 363,683.78	10/5/2010
201055	303 REG	LD1101798	FIRST FINANCIAL BANK, NA	0.15	10/5/2012	0.15	\$ 48,571.82	\$ 48,571.82	\$ 48,571.82	10/6/2010
201056	303 REG	LD1101806	FIRST NATIONAL BANK, PANDORA	0.15	10/5/2012	0.15	\$ 34,985.18	\$ 34,985.18	\$ 34,985.18	10/6/2010
201057	303 REG	LD1101814	COMMERCIAL & SAVINGS BANK, MILLE	0.15	10/5/2012	0.15	\$ 147,065.07	\$ 147,065.07	\$ 147,065.07	10/6/2010
201090	303 REG	LD1101822	MINSTER BANK	0.15	10/5/2012	0.15	\$ 250,000.00	\$ 250,000.00	\$ 250,000.00	10/7/2010
201091	303 REG	LD1101830	FIRST FINANCIAL BANK, NA	0.15	10/5/2012	0.15	\$ 371,434.00	\$ 371,434.00	\$ 371,434.00	10/7/2010
201092	303 REG	LD1101848	FIRST FINANCIAL BANK, NA	0.15	10/5/2012	0.15	\$ 323,922.00	\$ 323,922.00	\$ 323,922.00	10/7/2010
201123	303 REG	LD1101855	CROGHAN COLONIAL BANK	0.15	10/5/2012	0.15	\$ 36,803.08	\$ 36,803.08	\$ 36,803.08	10/8/2010
201124	303 REG	LD1101863	WESTFIELD BANK, FSB	0.15	10/5/2012	0.15	\$ 400,000.00	\$ 400,000.00	\$ 400,000.00	10/8/2010
201155	303 REG	LD1101871	HUNTINGTON NATIONAL BANK, NA	0.15	10/12/2012	0.15	\$ 137,207.53	\$ 137,207.53	\$ 137,207.53	10/12/2010
201158	303 REG	LD1101889	HUNTINGTON NATIONAL BANK, NA	0.15	10/12/2012	0.15	\$ 385,650.98	\$ 385,650.98	\$ 385,650.98	10/12/2010
201160	303 REG	LD1101897	U.S. BANK, N.A.	0.15	10/12/2012	0.15	\$ 200,873.95	\$ 200,873.95	\$ 200,873.95	10/12/2010
201208	303 REG	LD1101905	CROGHAN COLONIAL BANK	0.15	10/12/2012	0.15	\$ 74,852.66	\$ 74,852.66	\$ 74,852.66	10/13/2010
201232	303 REG	LD1101913	HUNTINGTON NATIONAL BANK, NA	0.15	10/12/2012	0.15	\$ 225,920.29	\$ 225,920.29	\$ 225,920.29	10/14/2010
201233	303 REG	LD1101921	HUNTINGTON NATIONAL BANK, NA	0.15	10/12/2012	0.15	\$ 307,777.77	\$ 307,777.77	\$ 307,777.77	10/14/2010
201234	303 REG	LD1101939	HUNTINGTON NATIONAL BANK, NA	0.15	10/12/2012	0.15	\$ 181,117.26	\$ 181,117.26	\$ 181,117.26	10/14/2010
201236	303 REG	LD1101947	FARMERS NATIONAL BANK, CANFIELD	0.15	10/12/2012	0.15	\$ 384,150.47	\$ 384,150.47	\$ 384,150.47	10/14/2010
201247	303 REG	LD1101954	CITIZENS SAVINGS BANK, MARTINS F	0.15	10/12/2012	0.15	\$ 321,203.68	\$ 321,203.68	\$ 321,203.68	10/14/2010
201248	303 REG	LD1101962	COMMERCIAL & SAVINGS BANK, MILLE	0.15	10/12/2012	0.15	\$ 186,857.33	\$ 186,857.33	\$ 186,857.33	10/14/2010
201280	303 REG	LD1101970	LIBERTY NATIONAL BANK	0.15	10/15/2012	0.15	\$ 193,903.02	\$ 193,903.02	\$ 193,903.02	10/15/2010
201345	303 REG	LD1101327	FIRST FINANCIAL BANK, NA	0.15	10/18/2012	0.15	\$ 42,967.80	\$ 42,967.80	\$ 42,967.80	10/18/2010
201341	303 REG	LD1101988	OLD FORT BANKING COMPANY	0.15	10/18/2012	0.15	\$ 337,919.82	\$ 337,919.82	\$ 337,919.82	10/18/2010
201342	303 REG	LD1101996	OLD FORT BANKING COMPANY	0.15	10/18/2012	0.15	\$ 151,996.79	\$ 151,996.79	\$ 151,996.79	10/18/2010
201343	303 REG	LD1102002	CITIZENS NATIONAL OF BLUFFTON	0.15	10/18/2012	0.15	\$ 98,475.31	\$ 98,475.31	\$ 98,475.31	10/18/2010
201374	303 REG	LD1102028	MERCHANTS NATIONAL BANK	0.15	10/19/2012	0.15	\$ 180,965.27	\$ 180,965.27	\$ 180,965.27	10/19/2010
201377	303 REG	LD1102036	MERCHANTS NATIONAL BANK	0.15	10/19/2012	0.15	\$ 86,044.48	\$ 86,044.48	\$ 86,044.48	10/19/2010
201381	303 REG	LD1102044	WAYNE SAVINGS COMMUNITY BANK	0.15	10/19/2012	0.15	\$ 57,784.67	\$ 57,784.67	\$ 57,784.67	10/19/2010
201397	303 REG	LD1102051	FARMERS NATIONAL BANK, CANFIELD	0.15	10/19/2012	0.15	\$ 151,303.33	\$ 151,303.33	\$ 151,303.33	10/20/2010
201398	303 REG	LD1102069	SUTTON BANK	0.15	10/19/2012	0.15	\$ 275,812.56	\$ 275,812.56	\$ 275,812.56	10/20/2010
201399	303 REG	LD1102077	HEARTLAND BANK	0.15	10/19/2012	0.15	\$ 118,418.86	\$ 118,418.86	\$ 118,418.86	10/20/2010
201400	303 REG	LD1102085	WESTFIELD BANK, FSB	0.15	10/19/2012	0.15	\$ 364,520.85	\$ 364,520.85	\$ 364,520.85	10/20/2010
201441	303 REG	LD1102093	1ST NATIONAL COMMUNITY BANK	0.15	10/19/2012	0.15	\$ 32,495.74	\$ 32,495.74	\$ 32,495.74	10/21/2010
201442	303 REG	LD1102101	FIFTH THIRD BANK	0.15	10/19/2012	0.15	\$ 79,462.23	\$ 79,462.23	\$ 79,462.23	10/21/2010
201482	303 REG	LD1102127	STATE BANK & TRUST COMPANY	0.15	10/22/2012	0.15	\$ 400,000.00	\$ 400,000.00	\$ 400,000.00	10/22/2010
201489	303 REG	LD1102135	STATE BANK & TRUST COMPANY	0.15	10/22/2012	0.15	\$ 33,404.86	\$ 33,404.86	\$ 33,404.86	10/22/2010
201526	303 REG	LD1102143	LIBERTY NATIONAL BANK	0.15	10/26/2012	0.15	\$ 126,210.07	\$ 126,210.07	\$ 126,210.07	10/26/2010
201554	303 REG	LD1102150	U.S. BANK, N.A.	0.15	10/26/2012	0.15	\$ 73,222.45	\$ 73,222.45	\$ 73,222.45	10/27/2010
201555	303 REG	LD1102168	OLD FORT BANKING COMPANY	0.15	10/26/2012	0.15	\$ 90,426.06	\$ 90,426.06	\$ 90,426.06	10/27/2010
201556	303 REG	LD1102176	FARMERS & MERCHANTS STATE BANK	0.15	10/26/2012	0.15	\$ 295,946.38	\$ 295,946.38	\$ 295,946.38	10/27/2010
201557	303 REG	LD1102184	LAKE NATIONAL BANK	0.15	10/26/2012	0.15	\$ 366,277.22	\$ 366,277.22	\$ 366,277.22	10/27/2010
201558	303 REG	LD1102192	CROGHAN COLONIAL BANK	0.15	10/26/2012	0.15	\$ 150,000.00	\$ 150,000.00	\$ 150,000.00	10/27/2010
201688	303 REG	LD1102200	FARMERS & MERCHANTS STATE BANK	0.15	11/2/2012	0.15	\$ 136,326.35	\$ 136,326.35	\$ 136,326.35	11/2/2010
201716	303 REG	LD1102218	AMERICAN SAVINGS BANK, FSB	0.15	11/2/2012	0.15	\$ 86,416.22	\$ 86,416.22	\$ 86,416.22	11/3/2010
201717	303 REG	LD1102226	AMERICAN SAVINGS BANK, FSB	0.15	11/2/2012	0.15	\$ 24,504.67	\$ 24,504.67	\$ 24,504.67	11/3/2010
201718	303 REG	LD1102234	HUNTINGTON NATIONAL BANK, NA	0.15	11/2/2012	0.15	\$ 259,437.65	\$ 259,437.65	\$ 259,437.65	11/3/2010
201719	303 REG	LD1102242	HUNTINGTON NATIONAL BANK, NA	0.15	11/2/2012	0.15	\$ 84,638.38	\$ 84,638.38	\$ 84,638.38	11/3/2010
201720	303 REG	LD1102259	FARMERS NATIONAL BANK, CANFIELD	0.15	11/2/2012	0.15	\$ 385,539.10	\$ 385,539.10	\$ 385,539.10	11/3/2010
201754	303 REG	LD1102564	LIBERTY NATIONAL BANK	0.15	11/2/2012	0.15	\$ 347,183.91	\$ 347,183.91	\$ 347,183.91	11/4/2010
201782	303 REG	LD1102572	STATE BANK & TRUST COMPANY	0.15	11/5/2012	0.15	\$ 128,876.07	\$ 128,876.07	\$ 128,876.07	11/5/2010
201783	303 REG	LD1102580	FIRST NATIONAL BANK, PANDORA	0.15	11/5/2012	0.15	\$ 50,000.00	\$ 50,000.00	\$ 50,000.00	11/5/2010
201784	303 REG	LD1102598	HUNTINGTON NATIONAL BANK, NA	0.15	11/5/2012	0.15	\$ 182,591.74	\$ 182,591.74	\$ 182,591.74	11/5/2010

PGM: INVS_MONTHEND_INVENTORY
 SOURCE: VisualQED
 MODEL: INVENTORY
 BASIS: SETTLEMENT
 AS-OF: 6/30/2011

**JOSH MANDEL
 TREASURER, STATE OF OHIO**

INVESTMENT INVENTORY
 SETTLED POSITIONS AS OF: 06/30/11

INVS#	FUND	CUSIP	DESCRIPTION	RATE	MATURITY	YIELD	PAR AMOUNT	BOOK VALUE	MARKET VALUE	1ST PUR
201785	303 REG	LD1102606	HUNTINGTON NATIONAL BANK, NA	0.15	11/5/2012	0.15	\$ 367,210.64	\$ 367,210.64	\$ 367,210.64	11/5/2010
201786	303 REG	LD1102614	1ST NATIONAL COMMUNITY BANK	0.15	11/5/2012	0.15	\$ 44,245.46	\$ 44,245.46	\$ 44,245.46	11/5/2010
201852	303 REG	LD1102267	FIRST STATE BANK OF ADAMS COUNTY	0.15	11/9/2012	0.15	\$ 335,800.51	\$ 335,800.51	\$ 335,800.51	11/9/2010
201853	303 REG	LD1102275	FIRST FINANCIAL BANK, NA	0.15	11/9/2012	0.15	\$ 70,416.28	\$ 70,416.28	\$ 70,416.28	11/9/2010
201854	303 REG	LD1102283	U.S. BANK, N.A.	0.15	11/9/2012	0.15	\$ 83,738.75	\$ 83,738.75	\$ 83,738.75	11/9/2010
201881	303 REG	LD1102291	FARMERS NATIONAL BANK, CANFIELD	0.15	11/9/2012	0.15	\$ 130,476.74	\$ 130,476.74	\$ 130,476.74	11/10/2010
201882	303 REG	LD1102309	FARMERS NATIONAL BANK, CANFIELD	0.15	11/9/2012	0.15	\$ 195,118.33	\$ 195,118.33	\$ 195,118.33	11/10/2010
201884	303 REG	LD1102325	GENOA BANKING COMPANY	0.15	11/9/2012	0.15	\$ 367,351.80	\$ 367,351.80	\$ 367,351.80	11/10/2010
201885	303 REG	LD1102333	HEARTLAND BANK	0.15	11/9/2012	0.15	\$ 400,000.00	\$ 400,000.00	\$ 400,000.00	11/10/2010
201949	303 REG	LD1102341	GREENVILLE NATIONAL BANK	0.15	11/15/2012	0.15	\$ 94,642.41	\$ 94,642.41	\$ 94,642.41	11/15/2010
201950	303 REG	LD1102358	VINTON COUNTY NATIONAL BANK	0.15	11/15/2012	0.15	\$ 159,110.98	\$ 159,110.98	\$ 159,110.98	11/15/2010
201951	303 REG	LD1102366	CITIZENS SAVINGS BANK, MARTINS F	0.15	11/15/2012	0.15	\$ 163,552.61	\$ 163,552.61	\$ 163,552.61	11/15/2010
201980	303 REG	LD1102382	FARMERS CITIZENS BANK, BUCYRUS	0.15	11/16/2012	0.15	\$ 400,000.00	\$ 400,000.00	\$ 400,000.00	11/16/2010
201981	303 REG	LD1102390	FARMERS CITIZENS BANK, BUCYRUS	0.15	11/16/2012	0.15	\$ 123,415.40	\$ 123,415.40	\$ 123,415.40	11/16/2010
202013	303 REG	LD1102408	HUNTINGTON NATIONAL BANK, NA	0.15	11/16/2012	0.15	\$ 325,000.00	\$ 325,000.00	\$ 325,000.00	11/17/2010
202014	303 REG	LD1102416	FORT JENNINGS STATE BANK	0.15	11/16/2012	0.15	\$ 147,323.59	\$ 147,323.59	\$ 147,323.59	11/17/2010
202052	303 REG	LD1102424	WESTFIELD BANK, FSB	0.15	11/16/2012	0.15	\$ 400,000.00	\$ 400,000.00	\$ 400,000.00	11/18/2010
202086	303 REG	LD1102432	OTTOVILLE BANK COMPANY	0.15	11/16/2012	0.15	\$ 319,091.45	\$ 319,091.45	\$ 319,091.45	11/18/2010
202098	303 REG	LD1102440	FIRST FEDERAL BANK OF THE MIDWEST	0.15	11/19/2012	0.15	\$ 121,425.43	\$ 121,425.43	\$ 121,425.43	11/19/2010
202099	303 REG	LD1102457	HUNTINGTON NATIONAL BANK, NA	0.15	11/19/2012	0.15	\$ 114,117.86	\$ 114,117.86	\$ 114,117.86	11/19/2010
202100	303 REG	LD1102465	Century NB, div Park NB	0.15	11/19/2012	0.15	\$ 329,527.13	\$ 329,527.13	\$ 329,527.13	11/19/2010
202101	303 REG	LD1102473	Second NB, div Park NB	0.15	11/19/2012	0.15	\$ 293,487.29	\$ 293,487.29	\$ 293,487.29	11/19/2010
202159	303 REG	LD1102481	FARMERS NATIONAL BANK, CANFIELD	0.15	11/21/2012	0.15	\$ 164,141.91	\$ 164,141.91	\$ 164,141.91	11/22/2010
202160	303 REG	LD1102499	NATIONAL BANK OF OAK HARBOR	0.15	11/21/2012	0.15	\$ 114,098.20	\$ 114,098.20	\$ 114,098.20	11/22/2010
202212	303 REG	LD1102507	WESTFIELD BANK, FSB	0.15	11/21/2012	0.15	\$ 226,202.35	\$ 226,202.35	\$ 226,202.35	11/23/2010
202213	303 REG	LD1102515	AMERICAN SAVINGS BANK, FSB	0.15	11/21/2012	0.15	\$ 45,629.10	\$ 45,629.10	\$ 45,629.10	11/23/2010
202248	303 REG	LD1102523	LIBERTY NATIONAL BANK	0.15	11/21/2012	0.15	\$ 378,398.24	\$ 378,398.24	\$ 378,398.24	11/24/2010
202249	303 REG	LD1102531	NATIONAL BANK OF OAK HARBOR	0.15	11/21/2012	0.15	\$ 196,963.34	\$ 196,963.34	\$ 196,963.34	11/24/2010
202356	303 REG	LD1102549	WESTFIELD BANK, FSB	0.15	11/30/2012	0.15	\$ 242,877.99	\$ 242,877.99	\$ 242,877.99	12/30/2010
202392	303 REG	LD1102556	HUNTINGTON NATIONAL BANK, NA	0.15	11/30/2012	0.15	\$ 287,969.46	\$ 287,969.46	\$ 287,969.46	12/1/2010
202393	303 REG	LD1102622	SIGNATURE BANK, N.A.	0.15	11/30/2012	0.15	\$ 130,955.26	\$ 130,955.26	\$ 130,955.26	12/1/2010
202394	303 REG	LD1102630	HUNTINGTON NATIONAL BANK, NA	0.15	11/30/2012	0.15	\$ 190,966.21	\$ 190,966.21	\$ 190,966.21	12/1/2010
202395	303 REG	LD1102648	COMMUNITY BANK, CROOKSVILLE	0.15	11/30/2012	0.15	\$ 400,000.00	\$ 400,000.00	\$ 400,000.00	12/1/2010
202427	303 REG	LD1102655	GENOA BANKING COMPANY	0.15	11/30/2012	0.15	\$ 400,000.00	\$ 400,000.00	\$ 400,000.00	12/2/2010
202435	303 REG	LD1102663	FARMERS & MERCHANTS STATE BANK	0.15	11/30/2012	0.15	\$ 116,449.67	\$ 116,449.67	\$ 116,449.67	12/2/2010
202461	303 REG	LD1102671	HUNTINGTON NATIONAL BANK, NA	0.15	12/3/2012	0.15	\$ 339,909.96	\$ 339,909.96	\$ 339,909.96	12/3/2010
202474	303 REG	LD1102689	HUNTINGTON NATIONAL BANK, NA	0.15	12/3/2012	0.15	\$ 80,363.95	\$ 80,363.95	\$ 80,363.95	12/3/2010
202477	303 REG	LD1102697	FIRST CITIZENS NATIONAL BANK	0.15	12/3/2012	0.15	\$ 34,003.82	\$ 34,003.82	\$ 34,003.82	12/3/2010
202494	303 REG	LD1102705	FARMERS NATIONAL BANK, CANFIELD	0.15	12/6/2012	0.15	\$ 75,475.69	\$ 75,475.69	\$ 75,475.69	12/6/2010
202495	303 REG	LD1102713	HUNTINGTON NATIONAL BANK, NA	0.15	12/6/2012	0.15	\$ 136,448.39	\$ 136,448.39	\$ 136,448.39	12/6/2010
202496	303 REG	LD1102721	HUNTINGTON NATIONAL BANK, NA	0.15	12/6/2012	0.15	\$ 320,443.37	\$ 320,443.37	\$ 320,443.37	12/6/2010
202497	303 REG	LD1102739	HUNTINGTON NATIONAL BANK, NA	0.15	12/6/2012	0.15	\$ 70,660.09	\$ 70,660.09	\$ 70,660.09	12/6/2010
202525	303 REG	LD1102747	CITIZENS NATIONAL OF BLUFFTON	0.15	12/7/2012	0.15	\$ 94,469.81	\$ 94,469.81	\$ 94,469.81	12/7/2010
202526	303 REG	LD1102754	HUNTINGTON NATIONAL BANK, NA	0.15	12/7/2012	0.15	\$ 59,729.65	\$ 59,729.65	\$ 59,729.65	12/7/2010
202527	303 REG	LD1102762	HUNTINGTON NATIONAL BANK, NA	0.15	12/7/2012	0.15	\$ 261,774.08	\$ 261,774.08	\$ 261,774.08	12/7/2010
202528	303 REG	LD1102770	U.S. BANK, N.A.	0.15	12/7/2012	0.15	\$ 400,000.00	\$ 400,000.00	\$ 400,000.00	12/7/2010
202529	303 REG	LD1102788	U.S. BANK, N.A.	0.15	12/7/2012	0.15	\$ 119,376.50	\$ 119,376.50	\$ 119,376.50	12/7/2010
202574	303 REG	LD1102796	COMMUNITY BANK, CROOKSVILLE	0.15	12/7/2012	0.15	\$ 200,000.00	\$ 200,000.00	\$ 200,000.00	12/8/2010
202575	303 REG	LD1102804	SIGNATURE BANK, N.A.	0.15	12/7/2012	0.15	\$ 398,910.65	\$ 398,910.65	\$ 398,910.65	12/8/2010
202576	303 REG	LD1102812	SIGNATURE BANK, N.A.	0.15	12/7/2012	0.15	\$ 393,134.43	\$ 393,134.43	\$ 393,134.43	12/8/2010
202579	303 REG	LD1102820	PARK NATIONAL BANK	0.15	12/7/2012	0.15	\$ 330,688.08	\$ 330,688.08	\$ 330,688.08	12/8/2010
202580	303 REG	LD1102838	PARK NATIONAL BANK	0.15	12/7/2012	0.15	\$ 186,122.33	\$ 186,122.33	\$ 186,122.33	12/8/2010
202614	303 REG	LD1102846	STATE BANK & TRUST COMPANY	0.15	12/7/2012	0.15	\$ 200,000.00	\$ 200,000.00	\$ 200,000.00	12/9/2010
202637	303 REG	LD1102853	WESTFIELD BANK, FSB	0.15	12/10/2012	0.15	\$ 393,280.43	\$ 393,280.43	\$ 393,280.43	12/10/2010
202645	303 REG	LD1102861	HUNTINGTON NATIONAL BANK, NA	0.15	12/10/2012	0.15	\$ 322,977.40	\$ 322,977.40	\$ 322,977.40	12/10/2010
202646	303 REG	LD1102879	CONSUMERS NATIONAL BANK	0.15	12/10/2012	0.15	\$ 41,876.31	\$ 41,876.31	\$ 41,876.31	12/10/2010
202647	303 REG	LD1102887	CONSUMERS NATIONAL BANK	0.15	12/10/2012	0.15	\$ 171,703.55	\$ 171,703.55	\$ 171,703.55	12/10/2010

PGM: INVS_MONTHEND_INVENTORY
 SOURCE: VisualQED
 MODEL: INVENTORY
 BASIS: SETTLEMENT
 AS-OF: 6/30/2011

**JOSH MANDEL
 TREASURER, STATE OF OHIO**

INVESTMENT INVENTORY
 SETTLED POSITIONS AS OF: 06/30/11

INVT#	FUND	CUSIP	DESCRIPTION	RATE	MATURITY	YIELD	PAR AMOUNT	BOOK VALUE	MARKET VALUE	1ST PUR
202661	303 REG	LD1102895	HOME SAVINGS BANK, KENT	0.15	12/13/2012	0.15	\$ 358,959.33	\$ 358,959.33	\$ 358,959.33	12/13/2010
202662	303 REG	LD1102903	OLD FORT BANKING COMPANY	0.15	12/13/2012	0.15	\$ 282,184.95	\$ 282,184.95	\$ 282,184.95	12/13/2010
202663	303 REG	LD1102911	FORT JENNINGS STATE BANK	0.15	12/13/2012	0.15	\$ 195,243.81	\$ 195,243.81	\$ 195,243.81	12/13/2010
202664	303 REG	LD1102929	FIRST FINANCIAL BANK, NA	0.15	12/13/2012	0.15	\$ 282,298.64	\$ 282,298.64	\$ 282,298.64	12/13/2010
202687	303 REG	LD1102937	FARMERS NATIONAL BANK, CANFIELD	0.15	12/14/2012	0.15	\$ 99,816.08	\$ 99,816.08	\$ 99,816.08	12/14/2010
202688	303 REG	LD1102945	FARMERS & MERCHANTS STATE BANK	0.15	12/14/2012	0.15	\$ 147,267.51	\$ 147,267.51	\$ 147,267.51	12/14/2010
202689	303 REG	LD1102952	CORTLAND SAVINGS & BANKING CO	0.15	12/14/2012	0.15	\$ 212,299.28	\$ 212,299.28	\$ 212,299.28	12/14/2010
202710	303 REG	LD1102960	FIRST CITIZENS NATIONAL BANK	0.15	12/14/2012	0.15	\$ 97,257.76	\$ 97,257.76	\$ 97,257.76	12/15/2010
202740	303 REG	LD1102978	FIRST CITIZENS NATIONAL BANK	0.15	12/14/2012	0.15	\$ 54,936.47	\$ 54,936.47	\$ 54,936.47	12/15/2010
202773	303 REG	LD1102986	HUNTINGTON NATIONAL BANK, NA	0.15	12/17/2012	0.15	\$ 65,051.49	\$ 65,051.49	\$ 65,051.49	12/17/2010
202774	303 REG	LD1102994	FIRST FEDERAL BANK OFTHE MIDWEST	0.15	12/17/2012	0.15	\$ 36,800.99	\$ 36,800.99	\$ 36,800.99	12/17/2010
202775	303 REG	LD1103000	FIRST CITIZENS NATIONAL BANK	0.15	12/17/2012	0.15	\$ 150,000.00	\$ 150,000.00	\$ 150,000.00	12/17/2010
202807	303 REG	LD1103018	FIRST FINANCIAL BANK, NA	0.15	12/20/2012	0.15	\$ 388,505.75	\$ 388,505.75	\$ 388,505.75	12/20/2010
202808	303 REG	LD1103026	FIRST FINANCIAL BANK, NA	0.15	12/20/2012	0.15	\$ 70,512.85	\$ 70,512.85	\$ 70,512.85	12/20/2010
202838	303 REG	LD1103034	MIDDLEFIELD BANKING CO	0.15	12/21/2012	0.15	\$ 302,821.29	\$ 302,821.29	\$ 302,821.29	12/21/2010
202839	303 REG	LD1103042	FARMERS & MERCHANTS STATE BANK	0.15	12/21/2012	0.15	\$ 133,026.80	\$ 133,026.80	\$ 133,026.80	12/21/2010
202896	303 REG	LD1103059	FIRST NATIONAL BANK OF WELLSTON	0.15	12/21/2012	0.15	\$ 165,070.29	\$ 165,070.29	\$ 165,070.29	12/23/2010
202894	303 REG	LD1103067	NORTH VALLEY BANK	0.15	12/21/2012	0.15	\$ 156,447.40	\$ 156,447.40	\$ 156,447.40	12/23/2010
202895	303 REG	LD1103075	WAYNE SAVINGS COMMUNITY BANK	0.15	12/21/2012	0.15	\$ 353,083.33	\$ 353,083.33	\$ 353,083.33	12/23/2010
202942	303 REG	LD1103083	FIFTH THIRD BANK	0.15	12/27/2012	0.15	\$ 378,963.33	\$ 378,963.33	\$ 378,963.33	12/27/2010
202943	303 REG	LD1103091	CF BANK *	0.15	12/27/2012	0.15	\$ 17,427.24	\$ 17,427.24	\$ 17,427.24	12/27/2010
202944	303 REG	LD1103109	CROGHAN COLONIAL BANK	0.15	12/27/2012	0.15	\$ 41,182.19	\$ 41,182.19	\$ 41,182.19	12/27/2010
202945	303 REG	LD1103117	CITIZENS NATIONAL OF BLUFFTON	0.15	12/27/2012	0.15	\$ 19,462.15	\$ 19,462.15	\$ 19,462.15	12/27/2010
202946	303 REG	LD1103125	FIRST CITIZENS NATIONAL BANK	0.15	12/27/2012	0.15	\$ 185,851.55	\$ 185,851.55	\$ 185,851.55	12/27/2010
202956	303 REG	LD1103133	CITIZENS NATIONAL BANK, SW OHIO	0.15	12/28/2012	0.15	\$ 27,472.74	\$ 27,472.74	\$ 27,472.74	12/28/2010
202992	303 REG	LD1103141	CROGHAN COLONIAL BANK	0.15	12/28/2012	0.15	\$ 64,125.46	\$ 64,125.46	\$ 64,125.46	12/30/2010
202993	303 REG	LD1103158	FARMERS & MERCHANTS STATE BANK	0.15	12/28/2012	0.15	\$ 37,626.76	\$ 37,626.76	\$ 37,626.76	12/30/2010
203002	303 REG	LD1103166	COMMERCIAL & SAVINGS BANK, MILLE	0.15	1/3/2013	0.15	\$ 299,096.46	\$ 299,096.46	\$ 299,096.46	1/3/2011
203003	303 REG	LD1103174	COMMERCIAL & SAVINGS BANK, MILLE	0.15	1/3/2013	0.15	\$ 152,270.94	\$ 152,270.94	\$ 152,270.94	1/3/2011
203004	303 REG	LD1103182	PORTAGE COMMUNITY BANK	0.15	1/3/2013	0.15	\$ 239,700.00	\$ 239,700.00	\$ 239,700.00	1/3/2011
203005	303 REG	LD1103190	CITIZENS SAVINGS BANK, MARTINS F	0.15	1/3/2013	0.15	\$ 30,000.00	\$ 30,000.00	\$ 30,000.00	1/3/2011
203006	303 REG	LD1103208	HUNTINGTON NATIONAL BANK, NA	0.15	1/3/2013	0.15	\$ 400,000.00	\$ 400,000.00	\$ 400,000.00	1/3/2011
203007	303 REG	LD1103216	COMMERCIAL SAVINGS BANK, UPPER S	0.15	1/3/2013	0.15	\$ 324,000.00	\$ 324,000.00	\$ 324,000.00	1/3/2011
203008	303 REG	LD1103224	FIRST CITIZENS NATIONAL BANK	0.15	1/3/2013	0.15	\$ 46,405.36	\$ 46,405.36	\$ 46,405.36	1/3/2011
203009	303 REG	LD1103232	FIRST CITIZENS NATIONAL BANK	0.15	1/3/2013	0.15	\$ 113,080.71	\$ 113,080.71	\$ 113,080.71	1/3/2011
203010	303 REG	LD1103240	WESTFIELD BANK, FSB	0.15	1/3/2013	0.15	\$ 110,000.00	\$ 110,000.00	\$ 110,000.00	1/3/2011
203011	303 REG	LD1103257	HEARTLAND BANK	0.15	1/3/2013	0.15	\$ 400,000.00	\$ 400,000.00	\$ 400,000.00	1/3/2011
203037	303 REG	LD1103265	HUNTINGTON NATIONAL BANK, NA	0.15	1/4/2013	0.15	\$ 170,000.00	\$ 170,000.00	\$ 170,000.00	1/4/2011
203038	303 REG	LD1103273	CONSUMERS NATIONAL BANK	0.15	1/4/2013	0.15	\$ 11,577.25	\$ 11,577.25	\$ 11,577.25	1/4/2011
203039	303 REG	LD1103281	WAYNE SAVINGS COMMUNITY BANK	0.15	1/4/2013	0.15	\$ 314,908.00	\$ 314,908.00	\$ 314,908.00	1/4/2011
203057	303 REG	LD1103299	FORT JENNINGS STATE BANK	0.15	1/4/2013	0.15	\$ 9,000.00	\$ 9,000.00	\$ 9,000.00	1/5/2011
203096	303 REG	LD1103307	HUNTINGTON NATIONAL BANK, NA	0.15	1/4/2013	0.15	\$ 321,000.00	\$ 321,000.00	\$ 321,000.00	1/6/2011
203097	303 REG	LD1103315	HUNTINGTON NATIONAL BANK, NA	0.15	1/4/2013	0.15	\$ 45,000.00	\$ 45,000.00	\$ 45,000.00	1/6/2011
203099	303 REG	LD1103331	FIRST CITIZENS NATIONAL BANK	0.15	1/4/2013	0.15	\$ 287,767.27	\$ 287,767.27	\$ 287,767.27	1/6/2011
203100	303 REG	LD1103349	CITIZENS NATIONAL OF BLUFFTON	0.15	1/4/2013	0.15	\$ 96,186.26	\$ 96,186.26	\$ 96,186.26	1/6/2011
203120	303 REG	LD1103356	FIRST FEDERAL BANK OFTHE MIDWEST	0.15	1/7/2013	0.15	\$ 120,000.00	\$ 120,000.00	\$ 120,000.00	1/7/2011
203118	303 REG	LD1103364	FIRST FEDERAL BANK OFTHE MIDWEST	0.15	1/7/2013	0.15	\$ 281,591.44	\$ 281,591.44	\$ 281,591.44	1/7/2011
203122	303 REG	LD1103372	CITIZENS SAVINGS BANK, MARTINS F	0.15	1/7/2013	0.15	\$ 173,000.00	\$ 173,000.00	\$ 173,000.00	1/7/2011
203123	303 REG	LD1103380	CROGHAN COLONIAL BANK	0.15	1/7/2013	0.15	\$ 100,000.00	\$ 100,000.00	\$ 100,000.00	1/7/2011
203139	303 REG	LD1103398	WESTFIELD BANK, FSB	0.15	1/10/2013	0.15	\$ 248,448.73	\$ 248,448.73	\$ 248,448.73	1/10/2011
203156	303 REG	LD1103406	FIRST CITIZENS NATIONAL BANK	0.15	1/11/2013	0.15	\$ 400,000.00	\$ 400,000.00	\$ 400,000.00	1/11/2011
203157	303 REG	LD1103414	FIRST FEDERAL BANK OFTHE MIDWEST	0.15	1/11/2013	0.15	\$ 150,000.00	\$ 150,000.00	\$ 150,000.00	1/11/2011
203173	303 REG	LD1103422	CORTLAND SAVINGS & BANKING CO	0.15	1/11/2013	0.15	\$ 400,000.00	\$ 400,000.00	\$ 400,000.00	1/12/2011
203174	303 REG	LD1103430	FIRST CITIZENS NATIONAL BANK	0.15	1/11/2013	0.15	\$ 94,755.00	\$ 94,755.00	\$ 94,755.00	1/12/2011
203186	303 REG	LD1103448	STATE BANK & TRUST COMPANY	0.15	1/11/2013	0.15	\$ 400,000.00	\$ 400,000.00	\$ 400,000.00	1/12/2011
203187	303 REG	LD1103455	HEARTLAND BANK	0.15	1/11/2013	0.15	\$ 15,663.82	\$ 15,663.82	\$ 15,663.82	1/13/2011
203207	303 REG	LD1103463	HOME SAVINGS BANK, KENT	0.15	1/14/2013	0.15	\$ 83,886.00	\$ 83,886.00	\$ 83,886.00	1/14/2011

PGM: INVS_MONTHEND_INVENTORY
 SOURCE: VisualQED
 MODEL: INVENTORY
 BASIS: SETTLEMENT
 AS-OF: 6/30/2011

JOSH MANDEL
TREASURER, STATE OF OHIO

INVESTMENT INVENTORY
 SETTLED POSITIONS AS OF: 06/30/11

INVT#	FUND	CUSIP	DESCRIPTION	RATE	MATURITY	YIELD	PAR AMOUNT	BOOK VALUE	MARKET VALUE	1ST PUR
203227	303 REG	LD1103471	FORT JENNINGS STATE BANK	0.15	1/18/2013	0.15	\$ 210,000.00	\$ 210,000.00	\$ 210,000.00	1/18/2011
203228	303 REG	LD1103489	OLD FORT BANKING COMPANY	0.15	1/18/2013	0.15	\$ 142,670.87	\$ 142,670.87	\$ 142,670.87	1/18/2011
203245	303 REG	LD1103497	AMERICAN SAVINGS BANK, FSB	0.15	1/18/2013	0.15	\$ 81,985.00	\$ 81,985.00	\$ 81,985.00	1/18/2011
203246	303 REG	LD1103505	AMERICAN SAVINGS BANK, FSB	0.15	1/18/2013	0.15	\$ 199,345.00	\$ 199,345.00	\$ 199,345.00	1/18/2011
203253	303 REG	LD1103513	PARK NATIONAL BANK	0.15	1/18/2013	0.15	\$ 229,500.00	\$ 229,500.00	\$ 229,500.00	1/19/2011
203273	303 REG	LD1103521	HUNTINGTON NATIONAL BANK, NA	0.15	1/18/2013	0.15	\$ 33,412.41	\$ 33,412.41	\$ 33,412.41	1/20/2011
203274	303 REG	LD1103539	RIVERHILLS BANK	0.15	1/18/2013	0.15	\$ 110,000.00	\$ 110,000.00	\$ 110,000.00	1/20/2011
203290	303 REG	LD1103547	WESTFIELD BANK, FSB	0.15	1/18/2013	0.15	\$ 99,010.51	\$ 99,010.51	\$ 99,010.51	1/21/2011
203291	303 REG	LD1103554	AMERICAN SAVINGS BANK, FSB	0.15	1/18/2013	0.15	\$ 83,211.00	\$ 83,211.00	\$ 83,211.00	1/21/2011
203292	303 REG	LD1103562	AMERICAN SAVINGS BANK, FSB	0.15	1/18/2013	0.15	\$ 100,000.00	\$ 100,000.00	\$ 100,000.00	1/21/2011
203293	303 REG	LD1103570	AMERICAN SAVINGS BANK, FSB	0.15	1/18/2013	0.15	\$ 400,000.00	\$ 400,000.00	\$ 400,000.00	1/21/2011
203294	303 REG	LD1103588	AMERICAN SAVINGS BANK, FSB	0.15	1/18/2013	0.15	\$ 88,875.00	\$ 88,875.00	\$ 88,875.00	1/21/2011
203297	303 REG	LD1103596	AMERICAN SAVINGS BANK, FSB	0.15	1/18/2013	0.15	\$ 78,525.00	\$ 78,525.00	\$ 78,525.00	1/21/2011
203300	303 REG	LD1103604	AMERICAN SAVINGS BANK, FSB	0.15	1/18/2013	0.15	\$ 95,672.00	\$ 95,672.00	\$ 95,672.00	1/21/2011
203315	303 REG	LD1103612	FARMERS NATIONAL BANK, CANFIELD	0.15	1/24/2013	0.15	\$ 49,619.50	\$ 49,619.50	\$ 49,619.50	1/24/2011
203316	303 REG	LD1103620	CROGHAN COLONIAL BANK	0.15	1/24/2013	0.15	\$ 302,470.56	\$ 302,470.56	\$ 302,470.56	1/24/2011
203339	303 REG	LD1103638	HUNTINGTON NATIONAL BANK, NA	0.15	1/25/2013	0.15	\$ 400,000.00	\$ 400,000.00	\$ 400,000.00	1/25/2011
203340	303 REG	LD1103646	HUNTINGTON NATIONAL BANK, NA	0.15	1/25/2013	0.15	\$ 400,000.00	\$ 400,000.00	\$ 400,000.00	1/25/2011
203341	303 REG	LD1103653	CORTLAND SAVINGS & BANKING CO	0.15	1/25/2013	0.15	\$ 400,000.00	\$ 400,000.00	\$ 400,000.00	1/25/2011
203342	303 REG	LD1103661	CORTLAND SAVINGS & BANKING CO	0.15	1/25/2013	0.15	\$ 304,904.48	\$ 304,904.48	\$ 304,904.48	1/25/2011
203362	303 REG	LD1103679	FARMERS NATIONAL BANK, CANFIELD	0.15	1/25/2013	0.15	\$ 400,000.00	\$ 400,000.00	\$ 400,000.00	1/26/2011
203398	303 REG	LD1103687	FIRST CITIZENS NATIONAL BANK	0.15	1/25/2013	0.15	\$ 112,000.00	\$ 112,000.00	\$ 112,000.00	1/27/2011
203399	303 REG	LD1103695	FIRST FEDERAL BANK OF THE MIDWEST	0.15	1/25/2013	0.15	\$ 114,466.00	\$ 114,466.00	\$ 114,466.00	1/27/2011
203400	303 REG	LD1103703	CROGHAN COLONIAL BANK	0.15	1/25/2013	0.15	\$ 214,056.52	\$ 214,056.52	\$ 214,056.52	1/27/2011
203401	303 REG	LD1103711	FARMERS & MERCHANTS STATE BANK	0.15	1/25/2013	0.15	\$ 67,500.00	\$ 67,500.00	\$ 67,500.00	1/27/2011
203419	303 REG	LD1103729	FIRST MERCHANTS BANK N.A.	0.15	1/28/2013	0.15	\$ 335,179.07	\$ 335,179.07	\$ 335,179.07	1/28/2011
203465	303 REG	LD1103737	U.S. BANK, N.A.	0.15	2/1/2013	0.15	\$ 283,801.91	\$ 283,801.91	\$ 283,801.91	2/1/2011
203466	303 REG	LD1103745	U.S. BANK, N.A.	0.15	2/1/2013	0.15	\$ 28,500.31	\$ 28,500.31	\$ 28,500.31	2/1/2011
203467	303 REG	LD1103752	FIFTH THIRD BANK	0.15	2/1/2013	0.15	\$ 250,000.00	\$ 250,000.00	\$ 250,000.00	2/1/2011
203492	303 REG	LD1103760	OLD FORT BANKING COMPANY	0.15	2/1/2013	0.15	\$ 369,189.21	\$ 369,189.21	\$ 369,189.21	2/2/2011
203520	303 REG	LD1103778	OLD FORT BANKING COMPANY	0.15	2/1/2013	0.15	\$ 128,675.57	\$ 128,675.57	\$ 128,675.57	2/3/2011
203521	303 REG	LD1103786	WESTFIELD BANK, FSB	0.15	2/1/2013	0.15	\$ 211,570.00	\$ 211,570.00	\$ 211,570.00	2/3/2011
203544	303 REG	LD1103794	SUTTON BANK	0.15	2/4/2013	0.15	\$ 216,000.00	\$ 216,000.00	\$ 216,000.00	2/4/2011
203567	303 REG	LD1103802	AMERICAN SAVINGS BANK, FSB	0.15	2/4/2013	0.15	\$ 400,000.00	\$ 400,000.00	\$ 400,000.00	2/4/2011
203569	303 REG	LD1103810	CORTLAND SAVINGS & BANKING CO	0.15	2/7/2013	0.15	\$ 41,409.51	\$ 41,409.51	\$ 41,409.51	2/7/2011
203586	303 REG	LD1103828	PARK NATIONAL BANK	0.15	2/8/2013	0.15	\$ 289,442.58	\$ 289,442.58	\$ 289,442.58	2/8/2011
203587	303 REG	LD1103836	FIRST FINANCIAL BANK, NA	0.15	2/8/2013	0.15	\$ 185,277.14	\$ 185,277.14	\$ 185,277.14	2/8/2011
203588	303 REG	LD1103844	HUNTINGTON NATIONAL BANK, NA	0.15	2/8/2013	0.15	\$ 198,145.62	\$ 198,145.62	\$ 198,145.62	2/8/2011
203589	303 REG	LD1103851	MIDDLEFIELD BANKING CO	0.15	2/8/2013	0.15	\$ 87,598.95	\$ 87,598.95	\$ 87,598.95	2/8/2011
203585	303 REG	LD1103869	U.S. BANK, N.A.	0.15	2/8/2013	0.15	\$ 344,000.00	\$ 344,000.00	\$ 344,000.00	2/8/2011
203609	303 REG	LD1103877	AMERICAN SAVINGS BANK, FSB	0.15	2/8/2013	0.15	\$ 172,000.00	\$ 172,000.00	\$ 172,000.00	2/9/2011
203610	303 REG	LD1103885	AMERICAN SAVINGS BANK, FSB	0.15	2/8/2013	0.15	\$ 77,000.00	\$ 77,000.00	\$ 77,000.00	2/9/2011
203612	303 REG	LD1103893	FIRST NATIONAL BANK, PANDORA	0.15	2/8/2013	0.15	\$ 16,486.00	\$ 16,486.00	\$ 16,486.00	2/9/2011
203616	303 REG	LD1103901	SUTTON BANK	0.15	2/8/2013	0.15	\$ 128,381.71	\$ 128,381.71	\$ 128,381.71	2/9/2011
203619	303 REG	LD1103919	CITIZENS SAVINGS BANK, MARTINS F	0.15	2/8/2013	0.15	\$ 160,958.95	\$ 160,958.95	\$ 160,958.95	2/9/2011
203627	303 REG	LD1103927	CORTLAND SAVINGS & BANKING CO	0.15	2/8/2013	0.15	\$ 163,001.42	\$ 163,001.42	\$ 163,001.42	2/10/2011
203644	303 REG	LD1103935	FIRST FEDERAL BANK OF THE MIDWEST	0.15	2/11/2013	0.15	\$ 148,026.68	\$ 148,026.68	\$ 148,026.68	2/11/2011
203646	303 REG	LD1103943	WESTFIELD BANK, FSB	0.15	2/11/2013	0.15	\$ 275,000.00	\$ 275,000.00	\$ 275,000.00	2/11/2011
203647	303 REG	LD1103950	LIBERTY NATIONAL BANK	0.15	2/11/2013	0.15	\$ 375,000.00	\$ 375,000.00	\$ 375,000.00	2/11/2011
203668	303 REG	LD1103968	WESTFIELD BANK, FSB	0.15	2/14/2013	0.15	\$ 228,818.74	\$ 228,818.74	\$ 228,818.74	2/14/2011
203669	303 REG	LD1103976	PARK NATIONAL BANK	0.15	2/14/2013	0.15	\$ 72,958.64	\$ 72,958.64	\$ 72,958.64	2/14/2011
203670	303 REG	LD1103984	LIBERTY NATIONAL BANK	0.15	2/14/2013	0.15	\$ 400,000.00	\$ 400,000.00	\$ 400,000.00	2/14/2011
203671	303 REG	LD1103992	FORT JENNINGS STATE BANK	0.15	2/14/2013	0.15	\$ 72,547.83	\$ 72,547.83	\$ 72,547.83	2/14/2011
203672	303 REG	LD1104008	FORT JENNINGS STATE BANK	0.15	2/14/2013	0.15	\$ 200,000.00	\$ 200,000.00	\$ 200,000.00	2/14/2011
203674	303 REG	LD1104016	HUNTINGTON NATIONAL BANK, NA	0.15	2/14/2013	0.15	\$ 200,000.00	\$ 200,000.00	\$ 200,000.00	2/14/2011
203676	303 REG	LD1104024	HUNTINGTON NATIONAL BANK, NA	0.15	2/14/2013	0.15	\$ 318,000.00	\$ 318,000.00	\$ 318,000.00	2/14/2011
203678	303 REG	LD1104032	HUNTINGTON NATIONAL BANK, NA	0.15	2/14/2013	0.15	\$ 400,000.00	\$ 400,000.00	\$ 400,000.00	2/14/2011

PGM: INVS_MONTHEND_INVENTORY
 SOURCE: VisualQED
 MODEL: INVENTORY
 BASIS: SETTLEMENT
 AS-OF: 6/30/2011

**JOSH MANDEL
 TREASURER, STATE OF OHIO**

INVESTMENT INVENTORY
 SETTLED POSITIONS AS OF: 06/30/11

INVS#	FUND	CUSIP	DESCRIPTION	RATE	MATURITY	YIELD	PAR AMOUNT	BOOK VALUE	MARKET VALUE	1ST PUR
203679	303 REG	LD1104040	HUNTINGTON NATIONAL BANK, NA	0.15	2/14/2013	0.15	\$ 221,000.00	\$ 221,000.00	\$ 221,000.00	2/14/2011
203680	303 REG	LD1104057	HUNTINGTON NATIONAL BANK, NA	0.15	2/14/2013	0.15	\$ 228,000.00	\$ 228,000.00	\$ 228,000.00	2/14/2011
203682	303 REG	LD1104065	HUNTINGTON NATIONAL BANK, NA	0.15	2/14/2013	0.15	\$ 320,000.00	\$ 320,000.00	\$ 320,000.00	2/14/2011
203683	303 REG	LD1104073	HUNTINGTON NATIONAL BANK, NA	0.15	2/14/2013	0.15	\$ 350,000.00	\$ 350,000.00	\$ 350,000.00	2/14/2011
203707	303 REG	LD1104081	PARK NATIONAL BANK	0.05	2/15/2013	0.05	\$ 162,748.76	\$ 162,748.76	\$ 162,748.76	2/15/2011
203728	303 REG	LD1104099	CITIZENS NATIONAL OF BLUFFTON	0.15	2/15/2013	0.15	\$ 175,990.80	\$ 175,990.80	\$ 175,990.80	2/16/2011
203729	303 REG	LD1104107	MINSTER BANK	0.15	2/15/2013	0.15	\$ 100,000.00	\$ 100,000.00	\$ 100,000.00	2/16/2011
203730	303 REG	LD1104115	HEARTLAND BANK	0.15	2/15/2013	0.15	\$ 85,000.00	\$ 85,000.00	\$ 85,000.00	2/16/2011
203731	303 REG	LD1104123	U.S. BANK, N.A.	0.15	2/15/2013	0.15	\$ 125,000.00	\$ 125,000.00	\$ 125,000.00	2/16/2011
203732	303 REG	LD1104131	MIDDLEFIELD BANKING CO	0.15	2/15/2013	0.15	\$ 400,000.00	\$ 400,000.00	\$ 400,000.00	2/16/2011
203733	303 REG	LD1104149	HUNTINGTON NATIONAL BANK, NA	0.15	2/15/2013	0.15	\$ 47,700.00	\$ 47,700.00	\$ 47,700.00	2/16/2011
203734	303 REG	LD1104156	HUNTINGTON NATIONAL BANK, NA	0.15	2/15/2013	0.15	\$ 400,000.00	\$ 400,000.00	\$ 400,000.00	2/16/2011
203735	303 REG	LD1104164	HUNTINGTON NATIONAL BANK, NA	0.15	2/15/2013	0.15	\$ 125,000.00	\$ 125,000.00	\$ 125,000.00	2/16/2011
203756	303 REG	LD1104172	OLD FORT BANKING COMPANY	0.15	2/15/2013	0.15	\$ 335,796.00	\$ 335,796.00	\$ 335,796.00	2/17/2011
203757	303 REG	LD1104180	CROGHAN COLONIAL BANK	0.15	2/15/2013	0.15	\$ 300,000.00	\$ 300,000.00	\$ 300,000.00	2/17/2011
203758	303 REG	LD1104198	COMMERCIAL & SAVINGS BANK, MILLE	0.15	2/15/2013	0.15	\$ 371,497.35	\$ 371,497.35	\$ 371,497.35	2/17/2011
203774	303 REG	LD1104206	PORTAGE COMMUNITY BANK	0.15	2/15/2013	0.15	\$ 48,530.00	\$ 48,530.00	\$ 48,530.00	2/18/2011
203775	303 REG	LD1104214	MIDDLEFIELD BANKING CO	0.15	2/15/2013	0.15	\$ 195,403.36	\$ 195,403.36	\$ 195,403.36	2/18/2011
203776	303 REG	LD1104222	FIRST FEDERAL BANK OF THE MIDWEST	0.15	2/15/2013	0.15	\$ 400,000.00	\$ 400,000.00	\$ 400,000.00	2/18/2011
203778	303 REG	LD1104248	ANDOVER BANK	0.15	2/15/2013	0.15	\$ 99,000.00	\$ 99,000.00	\$ 99,000.00	2/18/2011
203779	303 REG	LD1104255	FIRST FINANCIAL BANK, NA	0.15	2/15/2013	0.15	\$ 125,000.00	\$ 125,000.00	\$ 125,000.00	2/18/2011
203780	303 REG	LD1104263	DELAWARE COUNTY BANK & TRUST CO*	0.15	2/15/2013	0.15	\$ 265,700.00	\$ 265,700.00	\$ 265,700.00	2/18/2011
203781	303 REG	LD1104271	OLD FORT BANKING COMPANY	0.15	2/15/2013	0.15	\$ 253,690.78	\$ 253,690.78	\$ 253,690.78	2/18/2011
203782	303 REG	LD1104289	HUNTINGTON NATIONAL BANK, NA	0.15	2/15/2013	0.15	\$ 130,000.00	\$ 130,000.00	\$ 130,000.00	2/18/2011
203783	303 REG	LD1104297	HUNTINGTON NATIONAL BANK, NA	0.15	2/15/2013	0.15	\$ 37,400.00	\$ 37,400.00	\$ 37,400.00	2/18/2011
203784	303 REG	LD1104305	HUNTINGTON NATIONAL BANK, NA	0.15	2/15/2013	0.15	\$ 150,000.00	\$ 150,000.00	\$ 150,000.00	2/18/2011
203785	303 REG	LD1104313	WESTFIELD BANK, FSB	0.15	2/15/2013	0.15	\$ 400,000.00	\$ 400,000.00	\$ 400,000.00	2/18/2011
203786	303 REG	LD1104321	WESTFIELD BANK, FSB	0.15	2/15/2013	0.15	\$ 197,284.86	\$ 197,284.86	\$ 197,284.86	2/18/2011
203820	303 REG	LD1104339	STATE BANK & TRUST COMPANY	0.15	2/22/2013	0.15	\$ 208,245.83	\$ 208,245.83	\$ 208,245.83	2/23/2011
203821	303 REG	LD1104347	STATE BANK & TRUST COMPANY	0.15	2/22/2013	0.15	\$ 129,782.00	\$ 129,782.00	\$ 129,782.00	2/23/2011
203822	303 REG	LD1104354	STATE BANK & TRUST COMPANY	0.15	2/22/2013	0.15	\$ 200,000.00	\$ 200,000.00	\$ 200,000.00	2/23/2011
203823	303 REG	LD1104362	STATE BANK & TRUST COMPANY	0.15	2/22/2013	0.15	\$ 200,000.00	\$ 200,000.00	\$ 200,000.00	2/23/2011
203824	303 REG	LD1104370	CF BANK *	0.15	2/22/2013	0.15	\$ 115,037.54	\$ 115,037.54	\$ 115,037.54	2/23/2011
203825	303 REG	LD1104388	FIRST FINANCIAL BANK, NA	0.15	2/22/2013	0.15	\$ 150,000.00	\$ 150,000.00	\$ 150,000.00	2/23/2011
203826	303 REG	LD1104396	WESBANCO BANK, INC	0.15	2/22/2013	0.15	\$ 170,000.00	\$ 170,000.00	\$ 170,000.00	2/23/2011
203827	303 REG	LD1104404	FARMERS NATIONAL BANK, CANFIELD	0.15	2/22/2013	0.15	\$ 400,000.00	\$ 400,000.00	\$ 400,000.00	2/23/2011
203866	303 REG	LD1104412	FARMERS NATIONAL BANK, CANFIELD	0.15	2/22/2013	0.15	\$ 329,196.96	\$ 329,196.96	\$ 329,196.96	2/24/2011
203867	303 REG	LD1104420	HUNTINGTON NATIONAL BANK, NA	0.15	2/22/2013	0.15	\$ 85,586.98	\$ 85,586.98	\$ 85,586.98	2/24/2011
203887	303 REG	LD1104438	MIDDLEFIELD BANKING CO	0.15	2/25/2013	0.15	\$ 100,000.00	\$ 100,000.00	\$ 100,000.00	2/25/2011
203888	303 REG	LD1104446	MAINSOURCE BANK	0.15	2/25/2013	0.15	\$ 166,216.02	\$ 166,216.02	\$ 166,216.02	2/25/2011
203889	303 REG	LD1104453	HUNTINGTON NATIONAL BANK, NA	0.15	2/25/2013	0.15	\$ 91,967.41	\$ 91,967.41	\$ 91,967.41	2/25/2011
203913	303 REG	LD1104461	FORT JENNINGS STATE BANK	0.15	2/28/2013	0.15	\$ 195,600.00	\$ 195,600.00	\$ 195,600.00	2/28/2011
203914	303 REG	LD1104479	FIRST CITIZENS NATIONAL BANK	0.15	2/28/2013	0.15	\$ 60,438.67	\$ 60,438.67	\$ 60,438.67	2/28/2011
203915	303 REG	LD1104487	PARK NATIONAL BANK	0.15	2/28/2013	0.15	\$ 134,234.27	\$ 134,234.27	\$ 134,234.27	2/28/2011
203916	303 REG	LD1104495	OLD FORT BANKING COMPANY	0.15	2/28/2013	0.15	\$ 77,648.14	\$ 77,648.14	\$ 77,648.14	2/28/2011
203928	303 REG	LD1104503	U.S. BANK, N.A.	0.15	3/1/2013	0.15	\$ 400,000.00	\$ 400,000.00	\$ 400,000.00	3/1/2011
203929	303 REG	LD1104511	ANDOVER BANK	0.15	3/1/2013	0.15	\$ 126,374.67	\$ 126,374.67	\$ 126,374.67	3/1/2011
203930	303 REG	LD1104529	FARMERS & MERCHANTS STATE BANK	0.15	3/1/2013	0.15	\$ 74,215.50	\$ 74,215.50	\$ 74,215.50	3/1/2011
203931	303 REG	LD1104537	U.S. BANK, N.A.	0.15	3/1/2013	0.15	\$ 175,000.00	\$ 175,000.00	\$ 175,000.00	3/1/2011
203952	303 REG	LD1104545	FIRST CITIZENS NATIONAL BANK	0.15	3/1/2013	0.15	\$ 13,491.05	\$ 13,491.05	\$ 13,491.05	3/2/2011
203976	303 REG	LD1104552	STATE BANK & TRUST COMPANY	0.15	3/1/2013	0.15	\$ 337,323.00	\$ 337,323.00	\$ 337,323.00	3/3/2011
203977	303 REG	LD1104560	HUNTINGTON NATIONAL BANK, NA	0.15	3/1/2013	0.15	\$ 176,000.00	\$ 176,000.00	\$ 176,000.00	3/3/2011
203978	303 REG	LD1104578	FIRST FEDERAL BANK OF THE MIDWEST	0.15	3/1/2013	0.15	\$ 400,000.00	\$ 400,000.00	\$ 400,000.00	3/3/2011
203979	303 REG	LD1104586	FIRST FEDERAL BANK OF THE MIDWEST	0.15	3/1/2013	0.15	\$ 60,000.00	\$ 60,000.00	\$ 60,000.00	3/3/2011
203980	303 REG	LD1104594	AMERICAN SAVINGS BANK, FSB	0.15	3/1/2013	0.15	\$ 19,700.00	\$ 19,700.00	\$ 19,700.00	3/3/2011
203981	303 REG	LD1104602	FARMERS NATIONAL BANK, CANFIELD	0.15	3/1/2013	0.15	\$ 330,183.68	\$ 330,183.68	\$ 330,183.68	3/3/2011
203982	303 REG	LD1104610	FARMERS NATIONAL BANK, CANFIELD	0.15	3/1/2013	0.15	\$ 94,954.56	\$ 94,954.56	\$ 94,954.56	3/3/2011

PGM: INVS_MONTHEND_INVENTORY
 SOURCE: VisualQED
 MODEL: INVENTORY
 BASIS: SETTLEMENT
 AS-OF: 6/30/2011

**JOSH MANDEL
 TREASURER, STATE OF OHIO**

INVESTMENT INVENTORY
 SETTLED POSITIONS AS OF: 06/30/11

INVS#	FUND	CUSIP	DESCRIPTION	RATE	MATURITY	YIELD	PAR AMOUNT	BOOK VALUE	MARKET VALUE	1ST PUR
204002	303 REG	LD1104628	FARMERS & MERCHANTS STATE BANK	0.15	3/4/2013	0.15	\$ 37,780.36	\$ 37,780.36	\$ 37,780.36	3/4/2011
204003	303 REG	LD1104636	FARMERS & MERCHANTS STATE BANK	0.15	3/4/2013	0.15	\$ 149,135.18	\$ 149,135.18	\$ 149,135.18	3/4/2011
204004	303 REG	LD1104644	MINSTER BANK	0.15	3/4/2013	0.15	\$ 50,000.00	\$ 50,000.00	\$ 50,000.00	3/4/2011
204005	303 REG	LD1104651	HOCKING VALLEY BANK	0.15	3/4/2013	0.15	\$ 118,526.84	\$ 118,526.84	\$ 118,526.84	3/4/2011
204006	303 REG	LD1104669	FIRST FEDERAL BANK OFTHE MIDWEST	0.15	3/4/2013	0.15	\$ 200,000.00	\$ 200,000.00	\$ 200,000.00	3/4/2011
204050	303 REG	LD1104677	FIRST STATE BANK OF ADAMS COUNTY	0.15	3/8/2013	0.15	\$ 400,000.00	\$ 400,000.00	\$ 400,000.00	3/8/2011
204051	303 REG	LD1104685	CITIZENS NATIONAL BANK, SW OHIO	0.15	3/8/2013	0.15	\$ 140,000.00	\$ 140,000.00	\$ 140,000.00	3/8/2011
204052	303 REG	LD1104693	CITIZENS SAVINGS BANK, MARTINS F	0.15	3/8/2013	0.15	\$ 400,000.00	\$ 400,000.00	\$ 400,000.00	3/8/2011
204083	303 REG	LD1104701	FIRST FINANCIAL BANK, NA	0.15	3/8/2013	0.15	\$ 50,000.00	\$ 50,000.00	\$ 50,000.00	3/10/2011
204084	303 REG	LD1104719	FIRST FINANCIAL BANK, NA	0.15	3/8/2013	0.15	\$ 50,000.00	\$ 50,000.00	\$ 50,000.00	3/10/2011
204085	303 REG	LD1104727	STATE BANK & TRUST COMPANY	0.15	3/8/2013	0.15	\$ 400,000.00	\$ 400,000.00	\$ 400,000.00	3/10/2011
204111	303 REG	LD1104735	CORTLAND SAVINGS & BANKING CO	0.15	3/11/2013	0.15	\$ 400,000.00	\$ 400,000.00	\$ 400,000.00	3/11/2011
204113	303 REG	LD1104743	CORTLAND SAVINGS & BANKING CO	0.15	3/11/2013	0.15	\$ 108,498.94	\$ 108,498.94	\$ 108,498.94	3/11/2011
204121	303 REG	LD1104750	OHIO VALLEY BANK COMPANY	0.15	3/14/2013	0.15	\$ 103,250.00	\$ 103,250.00	\$ 103,250.00	3/14/2011
204122	303 REG	LD1104768	WATERFORD BANK N.A.	0.15	3/14/2013	0.15	\$ 400,000.00	\$ 400,000.00	\$ 400,000.00	3/14/2011
204123	303 REG	LD1104776	OLD FORT BANKING COMPANY	0.15	3/14/2013	0.15	\$ 13,917.74	\$ 13,917.74	\$ 13,917.74	3/14/2011
204124	303 REG	LD1104784	FIRST FEDERAL BANK OFTHE MIDWEST	0.15	3/14/2013	0.15	\$ 226,410.90	\$ 226,410.90	\$ 226,410.90	3/14/2011
204125	303 REG	LD1104792	FIRST FINANCIAL BANK, NA	0.15	3/14/2013	0.15	\$ 65,000.00	\$ 65,000.00	\$ 65,000.00	3/14/2011
204126	303 REG	LD1104800	FARMERS NATIONAL BANK, CANFIELD	0.15	3/14/2013	0.15	\$ 209,627.72	\$ 209,627.72	\$ 209,627.72	3/14/2011
204136	303 REG	LD1104818	FIRST FEDERAL BANK OFTHE MIDWEST	0.15	3/15/2013	0.15	\$ 63,602.04	\$ 63,602.04	\$ 63,602.04	3/15/2011
204137	303 REG	LD1104826	FIRST FEDERAL BANK OFTHE MIDWEST	0.15	3/15/2013	0.15	\$ 400,000.00	\$ 400,000.00	\$ 400,000.00	3/15/2011
204138	303 REG	LD1104834	HUNTINGTON NATIONAL BANK, NA	0.15	3/15/2013	0.15	\$ 55,200.00	\$ 55,200.00	\$ 55,200.00	3/15/2011
204139	303 REG	LD1104842	PARK NATIONAL BANK	0.15	3/15/2013	0.15	\$ 400,000.00	\$ 400,000.00	\$ 400,000.00	3/15/2011
204177	303 REG	LD1104859	HUNTINGTON NATIONAL BANK, NA	0.15	3/15/2013	0.15	\$ 210,000.00	\$ 210,000.00	\$ 210,000.00	3/17/2011
204178	303 REG	LD1104867	HUNTINGTON NATIONAL BANK, NA	0.15	3/15/2013	0.15	\$ 334,000.00	\$ 334,000.00	\$ 334,000.00	3/17/2011
204207	303 REG	LD1104875	FIRST FEDERAL BANK OFTHE MIDWEST	0.15	3/18/2013	0.15	\$ 389,155.77	\$ 389,155.77	\$ 389,155.77	3/18/2011
204208	303 REG	LD1104883	FIRST FEDERAL BANK OFTHE MIDWEST	0.15	3/18/2013	0.15	\$ 78,309.24	\$ 78,309.24	\$ 78,309.24	3/18/2011
204209	303 REG	LD1104891	OLD FORT BANKING COMPANY	0.15	3/18/2013	0.15	\$ 245,646.55	\$ 245,646.55	\$ 245,646.55	3/18/2011
204210	303 REG	LD1104909	COMMUNITY BANK, CROOKSVILLE	0.15	3/18/2013	0.15	\$ 400,000.00	\$ 400,000.00	\$ 400,000.00	3/18/2011
204211	303 REG	LD1104917	DELAWARE COUNTY BANK & TRUST CO*	0.15	3/18/2013	0.15	\$ 200,000.00	\$ 200,000.00	\$ 200,000.00	3/18/2011
204216	303 REG	LD1104925	MUTUAL FEDERAL SAVINGS	0.15	3/21/2013	0.15	\$ 218,099.00	\$ 218,099.00	\$ 218,099.00	3/21/2011
204217	303 REG	LD1104933	CITIZENS NATIONAL OF BLUFFTON	0.15	3/21/2013	0.15	\$ 22,590.20	\$ 22,590.20	\$ 22,590.20	3/21/2011
204218	303 REG	LD1104941	FORT JENNINGS STATE BANK	0.15	3/21/2013	0.15	\$ 374,047.83	\$ 374,047.83	\$ 374,047.83	3/21/2011
204219	303 REG	LD1104958	UNION BANK COMPANY, COLS GROVE	0.15	3/21/2013	0.15	\$ 103,100.27	\$ 103,100.27	\$ 103,100.27	3/21/2011
204236	303 REG	LD1104966	HUNTINGTON NATIONAL BANK, NA	0.15	3/22/2013	0.15	\$ 297,632.85	\$ 297,632.85	\$ 297,632.85	3/22/2011
204237	303 REG	LD1104974	FIRST CITIZENS NATIONAL BANK	0.15	3/22/2013	0.15	\$ 52,110.21	\$ 52,110.21	\$ 52,110.21	3/22/2011
204259	303 REG	LD1104982	FORT JENNINGS STATE BANK	0.15	3/22/2013	0.15	\$ 88,199.02	\$ 88,199.02	\$ 88,199.02	3/23/2011
204293	303 REG	LD1104990	HUNTINGTON NATIONAL BANK, NA	0.15	3/22/2013	0.15	\$ 278,625.79	\$ 278,625.79	\$ 278,625.79	3/24/2011
204294	303 REG	LD1105005	SAVINGS BANK	0.15	3/22/2013	0.15	\$ 49,288.65	\$ 49,288.65	\$ 49,288.65	3/24/2011
204317	303 REG	LD1105013	HUNTINGTON NATIONAL BANK, NA	0.15	3/25/2013	0.15	\$ 89,073.50	\$ 89,073.50	\$ 89,073.50	3/25/2011
204318	303 REG	LD1105021	FARMERS & MERCHANTS STATE BANK	0.15	3/25/2013	0.15	\$ 163,072.59	\$ 163,072.59	\$ 163,072.59	3/25/2011
204339	303 REG	LD1105039	HUNTINGTON NATIONAL BANK, NA	0.15	3/28/2013	0.15	\$ 400,000.00	\$ 400,000.00	\$ 400,000.00	3/28/2011
204340	303 REG	LD1105047	HUNTINGTON NATIONAL BANK, NA	0.15	3/28/2013	0.15	\$ 75,000.00	\$ 75,000.00	\$ 75,000.00	3/28/2011
204341	303 REG	LD1105054	HUNTINGTON NATIONAL BANK, NA	0.15	3/28/2013	0.15	\$ 200,000.00	\$ 200,000.00	\$ 200,000.00	3/28/2011
204370	303 REG	LD1105062	SAVINGS BANK	0.15	3/29/2013	0.15	\$ 400,000.00	\$ 400,000.00	\$ 400,000.00	3/29/2011
204371	303 REG	LD1105070	NATIONAL BANK & TRUST COMPANY	0.15	3/29/2013	0.15	\$ 367,374.92	\$ 367,374.92	\$ 367,374.92	3/29/2011
204374	303 REG	LD1105088	FIRST CITIZENS NATIONAL BANK	0.15	3/29/2013	0.15	\$ 95,567.16	\$ 95,567.16	\$ 95,567.16	3/30/2011
204375	303 REG	LD1105096	CITIZENS NATIONAL OF BLUFFTON	0.15	3/29/2013	0.15	\$ 61,779.87	\$ 61,779.87	\$ 61,779.87	3/30/2011
204395	303 REG	LD1105104	CORTLAND SAVINGS & BANKING CO	0.15	3/29/2013	0.15	\$ 234,407.85	\$ 234,407.85	\$ 234,407.85	3/31/2011
204409	303 REG	LD1105112	FARMERS & MERCHANTS STATE BANK	0.15	4/1/2013	0.15	\$ 400,000.00	\$ 400,000.00	\$ 400,000.00	4/1/2011
204442	303 REG	LD1105120	CROGHAN COLONIAL BANK	0.15	4/4/2013	0.15	\$ 185,000.00	\$ 185,000.00	\$ 185,000.00	4/4/2011
204448	303 REG	LD1105138	AMERICAN SAVINGS BANK, FSB	0.15	4/5/2013	0.15	\$ 400,000.00	\$ 400,000.00	\$ 400,000.00	4/5/2011
204449	303 REG	LD1105146	U.S. BANK, N.A.	0.15	4/5/2013	0.15	\$ 400,000.00	\$ 400,000.00	\$ 400,000.00	4/5/2011
204484	303 REG	LD1105153	WESTFIELD BANK, FSB	0.15	4/5/2013	0.15	\$ 258,982.56	\$ 258,982.56	\$ 258,982.56	4/7/2011
204485	303 REG	LD1105161	CROGHAN COLONIAL BANK	0.15	4/5/2013	0.15	\$ 86,830.92	\$ 86,830.92	\$ 86,830.92	4/7/2011
204486	303 REG	LD1105179	VINTON COUNTY NATIONAL BANK	0.15	4/5/2013	0.15	\$ 49,851.91	\$ 49,851.91	\$ 49,851.91	4/7/2011
204487	303 REG	LD1105187	NORTH VALLEY BANK	0.15	4/5/2013	0.15	\$ 137,236.00	\$ 137,236.00	\$ 137,236.00	4/7/2011

PGM: INVS_MONTHEND_INVENTORY
 SOURCE: VisualQED
 MODEL: INVENTORY
 BASIS: SETTLEMENT
 AS-OF: 6/30/2011

**JOSH MANDEL
 TREASURER, STATE OF OHIO**

INVESTMENT INVENTORY
 SETTLED POSITIONS AS OF: 06/30/11

INVT#	FUND	CUSIP	DESCRIPTION	RATE	MATURITY	YIELD	PAR AMOUNT	BOOK VALUE	MARKET VALUE	1ST PUR
204513	303 REG	LD1105195	VINTON COUNTY NATIONAL BANK	0.15	4/8/2013	0.15	\$ 37,305.00	\$ 37,305.00	\$ 37,305.00	4/8/2011
204514	303 REG	LD1105203	OLD FORT BANKING COMPANY	0.15	4/8/2013	0.15	\$ 256,983.31	\$ 256,983.31	\$ 256,983.31	4/8/2011
204515	303 REG	LD1105211	WESTFIELD BANK, FSB	0.15	4/8/2013	0.15	\$ 127,507.48	\$ 127,507.48	\$ 127,507.48	4/8/2011
204516	303 REG	LD1105229	CITIZENS NATIONAL OF BLUFFTON	0.15	4/8/2013	0.15	\$ 44,396.76	\$ 44,396.76	\$ 44,396.76	4/8/2011
204517	303 REG	LD1105237	CITIZENS NATIONAL OF BLUFFTON	0.15	4/8/2013	0.15	\$ 239,431.55	\$ 239,431.55	\$ 239,431.55	4/8/2011
204518	303 REG	LD1105245	NORTH VALLEY BANK	0.15	4/8/2013	0.15	\$ 46,533.00	\$ 46,533.00	\$ 46,533.00	4/8/2011
204519	303 REG	LD1105252	FORT JENNINGS STATE BANK	0.15	4/8/2013	0.15	\$ 400,000.00	\$ 400,000.00	\$ 400,000.00	4/8/2011
204520	303 REG	LD1105260	FIRST CITIZENS NATIONAL BANK	0.15	4/8/2013	0.15	\$ 145,427.89	\$ 145,427.89	\$ 145,427.89	4/8/2011
204621	303 REG	LD1105278	HOME SAVINGS BANK, KENT	0.15	4/11/2013	0.15	\$ 247,955.91	\$ 247,955.91	\$ 247,955.91	4/11/2011
204972	303 REG	LD1104230	LIBERTY NATIONAL BANK	0.15	4/12/2013	0.15	\$ 65,206.77	\$ 65,206.77	\$ 65,206.77	4/13/2011
204828	303 REG	LD1105286	U.S. BANK, N.A.	0.15	4/12/2013	0.15	\$ 350,000.00	\$ 350,000.00	\$ 350,000.00	4/12/2011
204829	303 REG	LD1105294	U.S. BANK, N.A.	0.15	4/12/2013	0.15	\$ 202,095.79	\$ 202,095.79	\$ 202,095.79	4/12/2011
204830	303 REG	LD1105302	U.S. BANK, N.A.	0.15	4/12/2013	0.15	\$ 160,000.00	\$ 160,000.00	\$ 160,000.00	4/12/2011
204976	303 REG	LD1105310	FIRST CITIZENS NATIONAL BANK	0.15	4/12/2013	0.15	\$ 58,219.02	\$ 58,219.02	\$ 58,219.02	4/13/2011
204977	303 REG	LD1105328	STATE BANK & TRUST COMPANY	0.15	4/12/2013	0.15	\$ 200,000.00	\$ 200,000.00	\$ 200,000.00	4/13/2011
204978	303 REG	LD1105336	VINTON COUNTY NATIONAL BANK	0.15	4/12/2013	0.15	\$ 45,819.13	\$ 45,819.13	\$ 45,819.13	4/13/2011
204979	303 REG	LD1105344	CITIZENS SAVINGS BANK, MARTINS F	0.15	4/12/2013	0.15	\$ 140,000.00	\$ 140,000.00	\$ 140,000.00	4/13/2011
205056	303 REG	LD1105351	HUNTINGTON NATIONAL BANK, NA	0.15	4/12/2013	0.15	\$ 77,000.00	\$ 77,000.00	\$ 77,000.00	4/14/2011
205057	303 REG	LD1105369	OHIO COMMERCE BANK	0.15	4/12/2013	0.15	\$ 220,000.00	\$ 220,000.00	\$ 220,000.00	4/14/2011
205058	303 REG	LD1105377	FIRST FEDERAL BANK OF THE MIDWEST	0.15	4/12/2013	0.15	\$ 400,000.00	\$ 400,000.00	\$ 400,000.00	4/14/2011
205059	303 REG	LD1105385	CROGHAN COLONIAL BANK	0.15	4/12/2013	0.15	\$ 200,000.00	\$ 200,000.00	\$ 200,000.00	4/14/2011
205117	303 REG	LD1105393	CITIZENS NATIONAL OF BLUFFTON	0.15	4/15/2013	0.15	\$ 46,023.11	\$ 46,023.11	\$ 46,023.11	4/15/2011
205155	303 REG	LD1105401	HUNTINGTON NATIONAL BANK, NA	0.15	4/18/2013	0.15	\$ 400,000.00	\$ 400,000.00	\$ 400,000.00	4/18/2011
205156	303 REG	LD1105419	CORTLAND SAVINGS & BANKING CO	0.15	4/18/2013	0.15	\$ 400,000.00	\$ 400,000.00	\$ 400,000.00	4/18/2011
205158	303 REG	LD1105427	FIRST CITIZENS NATIONAL BANK	0.15	4/18/2013	0.15	\$ 147,359.24	\$ 147,359.24	\$ 147,359.24	4/18/2011
205174	303 REG	LD1105443	CONSUMERS NATIONAL BANK	0.15	4/19/2013	0.15	\$ 104,375.87	\$ 104,375.87	\$ 104,375.87	4/19/2011
205175	303 REG	LD1105450	FIRST CITIZENS NATIONAL BANK	0.15	4/19/2013	0.15	\$ 117,200.00	\$ 117,200.00	\$ 117,200.00	4/19/2011
205176	303 REG	LD1105468	ST. HENRY BANK	0.15	4/19/2013	0.15	\$ 105,000.00	\$ 105,000.00	\$ 105,000.00	4/19/2011
205198	303 REG	LD1105476	CROGHAN COLONIAL BANK	0.15	4/19/2013	0.15	\$ 400,000.00	\$ 400,000.00	\$ 400,000.00	4/20/2011
205199	303 REG	LD1105484	HOCKING VALLEY BANK	0.15	4/19/2013	0.15	\$ 89,932.29	\$ 89,932.29	\$ 89,932.29	4/20/2011
205200	303 REG	LD1105492	FARMERS CITIZENS BANK, BUCYRUS	0.15	4/19/2013	0.15	\$ 105,325.25	\$ 105,325.25	\$ 105,325.25	4/20/2011
205201	303 REG	LD1105500	HUNTINGTON NATIONAL BANK, NA	0.15	4/19/2013	0.15	\$ 258,925.76	\$ 258,925.76	\$ 258,925.76	4/20/2011
205241	303 REG	LD1105518	WAYNE SAVINGS COMMUNITY BANK	0.15	4/19/2013	0.15	\$ 400,000.00	\$ 400,000.00	\$ 400,000.00	4/21/2011
205242	303 REG	LD1105526	HOME SAVINGS BANK, KENT	0.15	4/19/2013	0.15	\$ 400,000.00	\$ 400,000.00	\$ 400,000.00	4/21/2011
205256	303 REG	LD1105534	FORT JENNINGS STATE BANK	0.15	4/22/2013	0.15	\$ 400,000.00	\$ 400,000.00	\$ 400,000.00	4/22/2011
205257	303 REG	LD1105542	FIRST CITIZENS NATIONAL BANK	0.15	4/22/2013	0.15	\$ 104,226.35	\$ 104,226.35	\$ 104,226.35	4/22/2011
205258	303 REG	LD1105559	STATE BANK & TRUST COMPANY	0.15	4/22/2013	0.15	\$ 270,385.39	\$ 270,385.39	\$ 270,385.39	4/22/2011
205259	303 REG	LD1105567	FARMERS & MERCHANTS STATE BANK	0.15	4/22/2013	0.15	\$ 200,000.00	\$ 200,000.00	\$ 200,000.00	4/22/2011
205267	303 REG	LD1105575	CONSUMERS NATIONAL BANK	0.15	4/25/2013	0.15	\$ 400,000.00	\$ 400,000.00	\$ 400,000.00	4/25/2011
205279	303 REG	LD1105583	AMERICAN SAVINGS BANK, FSB	0.15	4/25/2013	0.15	\$ 400,000.00	\$ 400,000.00	\$ 400,000.00	4/25/2011
205287	303 REG	LD1105591	U.S. BANK, N.A.	0.15	4/26/2013	0.15	\$ 253,533.75	\$ 253,533.75	\$ 253,533.75	4/26/2011
205288	303 REG	LD1105609	FIRST NATIONAL BANK, PANDORA	0.15	4/26/2013	0.15	\$ 97,057.81	\$ 97,057.81	\$ 97,057.81	4/26/2011
205289	303 REG	LD1105617	NATIONAL BANK OF OAK HARBOR	0.15	4/26/2013	0.15	\$ 400,000.00	\$ 400,000.00	\$ 400,000.00	4/26/2011
205290	303 REG	LD1105625	U.S. BANK, N.A.	0.15	4/26/2013	0.15	\$ 50,000.00	\$ 50,000.00	\$ 50,000.00	4/26/2011
205291	303 REG	LD1105633	FARMERS NATIONAL BANK, CANFIELD	0.15	4/26/2013	0.15	\$ 35,699.02	\$ 35,699.02	\$ 35,699.02	4/26/2011
205315	303 REG	LD1105641	FIRST CITIZENS NATIONAL BANK	0.15	4/26/2013	0.15	\$ 400,000.00	\$ 400,000.00	\$ 400,000.00	4/27/2011
205316	303 REG	LD1105658	VINTON COUNTY NATIONAL BANK	0.15	4/26/2013	0.15	\$ 81,088.60	\$ 81,088.60	\$ 81,088.60	4/27/2011
205317	303 REG	LD1105666	COMMERCIAL & SAVINGS BANK, MILLE	0.15	4/26/2013	0.15	\$ 280,887.38	\$ 280,887.38	\$ 280,887.38	4/27/2011
205318	303 REG	LD1105674	COMMUNITY BANK, CROOKSVILLE	0.15	4/26/2013	0.15	\$ 301,500.00	\$ 301,500.00	\$ 301,500.00	4/27/2011
205342	303 REG	LD1105682	LIBERTY NATIONAL BANK	0.15	4/26/2013	0.15	\$ 182,000.00	\$ 182,000.00	\$ 182,000.00	4/28/2011
205343	303 REG	LD1105690	HUNTINGTON NATIONAL BANK, NA	0.15	4/26/2013	0.15	\$ 325,185.65	\$ 325,185.65	\$ 325,185.65	4/28/2011
205344	303 REG	LD1105708	MINSTER BANK	0.15	4/26/2013	0.15	\$ 25,000.00	\$ 25,000.00	\$ 25,000.00	4/28/2011
205345	303 REG	LD1105716	FORT JENNINGS STATE BANK	0.15	4/26/2013	0.15	\$ 187,135.16	\$ 187,135.16	\$ 187,135.16	4/28/2011
205364	303 REG	LD1105724	CITIZENS NATIONAL OF BLUFFTON	0.15	4/29/2013	0.15	\$ 21,763.17	\$ 21,763.17	\$ 21,763.17	4/29/2011
205365	303 REG	LD1105732	STATE BANK & TRUST COMPANY	0.15	4/29/2013	0.15	\$ 550,000.00	\$ 550,000.00	\$ 550,000.00	4/29/2011
205386	303 REG	LD1105740	MUTUAL FEDERAL SAVINGS	0.15	5/2/2013	0.15	\$ 96,620.80	\$ 96,620.80	\$ 96,620.80	5/2/2011
205387	303 REG	LD1105757	HUNTINGTON NATIONAL BANK, NA	0.15	5/2/2013	0.15	\$ 13,886.00	\$ 13,886.00	\$ 13,886.00	5/2/2011

PGM: INVS_MONTHEND_INVENTORY
 SOURCE: VisualQED
 MODEL: INVENTORY
 BASIS: SETTLEMENT
 AS-OF: 6/30/2011

JOSH MANDEL
TREASURER, STATE OF OHIO

INVESTMENT INVENTORY
 SETTLED POSITIONS AS OF: 06/30/11

INVT#	FUND	CUSIP	DESCRIPTION	RATE	MATURITY	YIELD	PAR AMOUNT	BOOK VALUE	MARKET VALUE	1ST PUR
205388	303 REG	LD1105765	AMERICAN SAVINGS BANK, FSB	0.15	5/2/2013	0.15	\$ 200,000.00	\$ 200,000.00	\$ 200,000.00	5/2/2011
205389	303 REG	LD1105773	WAYNE SAVINGS COMMUNITY BANK	0.15	5/2/2013	0.15	\$ 354,000.00	\$ 354,000.00	\$ 354,000.00	5/2/2011
205427	303 REG	LD1105781	FIRST FINANCIAL BANK, NA	0.15	5/3/2013	0.15	\$ 400,000.00	\$ 400,000.00	\$ 400,000.00	5/3/2011
205428	303 REG	LD1105799	FIRST FINANCIAL BANK, NA	0.15	5/3/2013	0.15	\$ 116,120.00	\$ 116,120.00	\$ 116,120.00	5/3/2011
205449	303 REG	LD1105807	AMERICAN SAVINGS BANK, FSB	0.15	5/3/2013	0.15	\$ 100,000.00	\$ 100,000.00	\$ 100,000.00	5/4/2011
205450	303 REG	LD1105815	FIRST FINANCIAL BANK, NA	0.15	5/3/2013	0.15	\$ 288,000.00	\$ 288,000.00	\$ 288,000.00	5/4/2011
205485	303 REG	LD1105823	HOME SAVINGS BANK, KENT	0.15	5/3/2013	0.15	\$ 250,000.00	\$ 250,000.00	\$ 250,000.00	5/5/2011
205504	303 REG	LD1105831	HUNTINGTON NATIONAL BANK, NA	0.15	5/6/2013	0.15	\$ 124,512.86	\$ 124,512.86	\$ 124,512.86	5/6/2011
205505	303 REG	LD1105849	COMMUNITY BANK, CROOKSVILLE	0.15	5/6/2013	0.15	\$ 371,533.18	\$ 371,533.18	\$ 371,533.18	5/6/2011
205541	303 REG	LD1105856	WESTFIELD BANK, FSB	0.15	5/9/2013	0.15	\$ 400,000.00	\$ 400,000.00	\$ 400,000.00	5/9/2011
205562	303 REG	LD1105864	FIRST CITIZENS NATIONAL BANK	0.15	5/10/2013	0.15	\$ 140,060.30	\$ 140,060.30	\$ 140,060.30	5/10/2011
205564	303 REG	LD1105872	FARMERS & MERCHANTS STATE BANK	0.15	5/10/2013	0.15	\$ 66,793.00	\$ 66,793.00	\$ 66,793.00	5/10/2011
205565	303 REG	LD1105880	WESTFIELD BANK, FSB	0.15	5/10/2013	0.15	\$ 400,000.00	\$ 400,000.00	\$ 400,000.00	5/10/2011
205566	303 REG	LD1105898	COMMERCIAL SAVINGS BANK, UPPER S	0.15	5/10/2013	0.15	\$ 70,360.64	\$ 70,360.64	\$ 70,360.64	5/10/2011
205567	303 REG	LD1105906	HUNTINGTON NATIONAL BANK, NA	0.15	5/10/2013	0.15	\$ 400,000.00	\$ 400,000.00	\$ 400,000.00	5/10/2011
205568	303 REG	LD1105914	CONSUMERS NATIONAL BANK	0.15	5/10/2013	0.15	\$ 213,038.46	\$ 213,038.46	\$ 213,038.46	5/10/2011
205569	303 REG	LD1105922	U.S. BANK, N.A.	0.15	5/10/2013	0.15	\$ 55,090.59	\$ 55,090.59	\$ 55,090.59	5/10/2011
205570	303 REG	LD1105930	U.S. BANK, N.A.	0.15	5/10/2013	0.15	\$ 23,025.00	\$ 23,025.00	\$ 23,025.00	5/10/2011
205582	303 REG	LD1105948	OLD FORT BANKING COMPANY	0.15	5/10/2013	0.15	\$ 320,824.62	\$ 320,824.62	\$ 320,824.62	5/11/2011
205583	303 REG	LD1105955	CROGHAN COLONIAL BANK	0.15	5/10/2013	0.15	\$ 95,000.00	\$ 95,000.00	\$ 95,000.00	5/11/2011
205610	303 REG	LD1105963	FIRST FINANCIAL BANK, NA	0.15	5/10/2013	0.15	\$ 250,000.00	\$ 250,000.00	\$ 250,000.00	5/12/2011
205612	303 REG	LD1105971	CROGHAN COLONIAL BANK	0.15	5/10/2013	0.15	\$ 150,000.00	\$ 150,000.00	\$ 150,000.00	5/12/2011
205620	303 REG	LD1105989	STATE BANK & TRUST COMPANY	0.15	5/13/2013	0.15	\$ 237,097.99	\$ 237,097.99	\$ 237,097.99	5/13/2011
205621	303 REG	LD1105997	SIGNATURE BANK, N.A.	0.15	5/13/2013	0.15	\$ 400,000.00	\$ 400,000.00	\$ 400,000.00	5/13/2011
205622	303 REG	LD1106003	FARMERS NATIONAL BANK, CANFIELD	0.15	5/13/2013	0.15	\$ 307,330.80	\$ 307,330.80	\$ 307,330.80	5/13/2011
205623	303 REG	LD1106011	FIRST FEDERAL BANK OF THE MIDWEST	0.15	5/13/2013	0.15	\$ 250,427.73	\$ 250,427.73	\$ 250,427.73	5/13/2011
205634	303 REG	LD1106029	HUNTINGTON NATIONAL BANK, NA	0.15	5/16/2013	0.15	\$ 400,000.00	\$ 400,000.00	\$ 400,000.00	5/16/2011
205635	303 REG	LD1106037	HUNTINGTON NATIONAL BANK, NA	0.15	5/16/2013	0.15	\$ 400,000.00	\$ 400,000.00	\$ 400,000.00	5/16/2011
205636	303 REG	LD1106045	CROGHAN COLONIAL BANK	0.15	5/16/2013	0.15	\$ 45,000.00	\$ 45,000.00	\$ 45,000.00	5/16/2011
205637	303 REG	LD1106052	OLD FORT BANKING COMPANY	0.15	5/16/2013	0.15	\$ 400,000.00	\$ 400,000.00	\$ 400,000.00	5/16/2011
205658	303 REG	LD1106060	DELAWARE COUNTY BANK & TRUST CO*	0.15	5/17/2013	0.15	\$ 107,000.00	\$ 107,000.00	\$ 107,000.00	5/17/2011
205659	303 REG	LD1106078	OLD FORT BANKING COMPANY	0.15	5/17/2013	0.15	\$ 268,888.12	\$ 268,888.12	\$ 268,888.12	5/17/2011
205660	303 REG	LD1106086	FIRST CITIZENS NATIONAL BANK	0.15	5/17/2013	0.15	\$ 400,000.00	\$ 400,000.00	\$ 400,000.00	5/17/2011
205661	303 REG	LD1106094	CONSUMERS NATIONAL BANK	0.15	5/17/2013	0.15	\$ 84,358.09	\$ 84,358.09	\$ 84,358.09	5/17/2011
205679	303 REG	LD1106102	CITIZENS SAVINGS BANK, MARTINS F	0.15	5/17/2013	0.15	\$ 128,562.72	\$ 128,562.72	\$ 128,562.72	5/18/2011
205701	303 REG	LD1106110	FIRST NATIONAL BANK, PANDORA	0.15	5/17/2013	0.15	\$ 225,000.00	\$ 225,000.00	\$ 225,000.00	5/19/2011
205727	303 REG	LD1106128	KEYBANK, NA	0.15	5/20/2013	0.15	\$ 51,981.14	\$ 51,981.14	\$ 51,981.14	5/20/2011
205728	303 REG	LD1106136	CROGHAN COLONIAL BANK	0.15	5/20/2013	0.15	\$ 50,000.00	\$ 50,000.00	\$ 50,000.00	5/20/2011
205729	303 REG	LD1106144	CITIZENS SAVINGS BANK, MARTINS F	0.15	5/20/2013	0.15	\$ 74,876.34	\$ 74,876.34	\$ 74,876.34	5/20/2011
205730	303 REG	LD1106151	CITIZENS SAVINGS BANK, MARTINS F	0.15	5/20/2013	0.15	\$ 72,993.15	\$ 72,993.15	\$ 72,993.15	5/20/2011
205841	303 REG	LD1106169	CROGHAN COLONIAL BANK	0.15	5/24/2013	0.15	\$ 351,566.00	\$ 351,566.00	\$ 351,566.00	5/24/2011
205864	303 REG	LD1106177	FARMERS NATIONAL BANK, CANFIELD	0.15	5/24/2013	0.15	\$ 291,830.50	\$ 291,830.50	\$ 291,830.50	5/25/2011
205865	303 REG	LD1106185	CITIZENS NATIONAL OF BLUFFTON	0.15	5/24/2013	0.15	\$ 78,057.00	\$ 78,057.00	\$ 78,057.00	5/25/2011
205897	303 REG	LD1106193	HUNTINGTON NATIONAL BANK, NA	0.15	5/24/2013	0.15	\$ 29,000.00	\$ 29,000.00	\$ 29,000.00	5/26/2011
205899	303 REG	LD1106201	PORTAGE COMMUNITY BANK	0.15	5/24/2013	0.15	\$ 400,000.00	\$ 400,000.00	\$ 400,000.00	5/26/2011
205900	303 REG	LD1106219	FARMERS NATIONAL BANK, CANFIELD	0.15	5/24/2013	0.15	\$ 241,230.86	\$ 241,230.86	\$ 241,230.86	5/26/2011
205901	303 REG	LD1106227	OLD FORT BANKING COMPANY	0.15	5/24/2013	0.15	\$ 192,506.00	\$ 192,506.00	\$ 192,506.00	5/26/2011
205902	303 REG	LD1106235	OLD FORT BANKING COMPANY	0.15	5/24/2013	0.15	\$ 112,037.25	\$ 112,037.25	\$ 112,037.25	5/26/2011
205912	303 REG	LD1106243	HUNTINGTON NATIONAL BANK, NA	0.15	5/24/2013	0.15	\$ 160,000.00	\$ 160,000.00	\$ 160,000.00	5/27/2011
205914	303 REG	LD1106250	OHIO COMMERCE BANK	0.15	5/24/2013	0.15	\$ 400,000.00	\$ 400,000.00	\$ 400,000.00	5/27/2011
205935	303 REG	LD1106268	FIRST NATIONAL BANK, PANDORA	0.15	5/31/2013	0.15	\$ 300,000.00	\$ 300,000.00	\$ 300,000.00	5/31/2011
205937	303 REG	LD1106276	CROGHAN COLONIAL BANK	0.15	5/31/2013	0.15	\$ 135,000.00	\$ 135,000.00	\$ 135,000.00	5/31/2011
205939	303 REG	LD1106284	CROGHAN COLONIAL BANK	0.15	5/31/2013	0.15	\$ 80,650.00	\$ 80,650.00	\$ 80,650.00	5/31/2011
205942	303 REG	LD1106292	NATIONAL BANK & TRUST COMPANY	0.15	5/31/2013	0.15	\$ 400,000.00	\$ 400,000.00	\$ 400,000.00	5/31/2011
205963	303 REG	LD1106300	U.S. BANK, N.A.	0.15	5/31/2013	0.15	\$ 71,500.00	\$ 71,500.00	\$ 71,500.00	6/1/2011
205964	303 REG	LD1106318	U.S. BANK, N.A.	0.15	5/31/2013	0.15	\$ 21,963.52	\$ 21,963.52	\$ 21,963.52	6/1/2011
205965	303 REG	LD1106326	U.S. BANK, N.A.	0.15	5/31/2013	0.15	\$ 47,850.66	\$ 47,850.66	\$ 47,850.66	6/1/2011

PGM: INVS_MONTHEND_INVENTORY
 SOURCE: VisualQED
 MODEL: INVENTORY
 BASIS: SETTLEMENT
 AS-OF: 6/30/2011

**JOSH MANDEL
 TREASURER, STATE OF OHIO**

INVESTMENT INVENTORY
 SETTLED POSITIONS AS OF: 06/30/11

INVS#	FUND	CUSIP	DESCRIPTION	RATE	MATURITY	YIELD	PAR AMOUNT	BOOK VALUE	MARKET VALUE	1ST PUR
205966	303 REG	LD1106334	U.S. BANK, N.A.	0.15	5/31/2013	0.15	\$ 26,903.13	\$ 26,903.13	\$ 26,903.13	6/1/2011
205967	303 REG	LD1106342	COMMERCIAL & SAVINGS BANK, MILLE	0.15	5/31/2013	0.15	\$ 100,000.00	\$ 100,000.00	\$ 100,000.00	6/1/2011
205968	303 REG	LD1106359	CONSUMERS NATIONAL BANK	0.15	5/31/2013	0.15	\$ 54,395.56	\$ 54,395.56	\$ 54,395.56	6/1/2011
205989	303 REG	LD1106367	AMERICAN SAVINGS BANK, FSB	0.15	5/31/2013	0.15	\$ 44,850.00	\$ 44,850.00	\$ 44,850.00	6/2/2011
205991	303 REG	LD1106375	WESTERN RESERVE BANK	0.15	5/31/2013	0.15	\$ 110,700.00	\$ 110,700.00	\$ 110,700.00	6/2/2011
205992	303 REG	LD1106383	HUNTINGTON NATIONAL BANK, NA	0.15	5/31/2013	0.15	\$ 277,269.68	\$ 277,269.68	\$ 277,269.68	6/2/2011
206015	303 REG	LD1106383	HUNTINGTON NATIONAL BANK, NA	0.15	5/31/2013	0.15	\$ 579.62	\$ 579.62	\$ 579.62	6/3/2011
205993	303 REG	LD1106391	WESBANCO BANK, INC	0.15	5/31/2013	0.15	\$ 285,000.00	\$ 285,000.00	\$ 285,000.00	6/2/2011
205994	303 REG	LD1106409	FIRST FEDERAL BANK OF THE MIDWEST	0.15	5/31/2013	0.15	\$ 50,032.00	\$ 50,032.00	\$ 50,032.00	6/2/2011
206009	303 REG	LD1106417	HUNTINGTON NATIONAL BANK, NA	0.15	6/3/2013	0.15	\$ 250,000.00	\$ 250,000.00	\$ 250,000.00	6/3/2011
206045	303 REG	LD1106425	AMERICAN SAVINGS BANK, FSB	0.15	6/6/2013	0.15	\$ 134,491.00	\$ 134,491.00	\$ 134,491.00	6/6/2011
206047	303 REG	LD1106441	AMERICAN SAVINGS BANK, FSB	0.15	6/6/2013	0.15	\$ 116,427.00	\$ 116,427.00	\$ 116,427.00	6/6/2011
206046	303 REG	LD1106466	AMERICAN SAVINGS BANK, FSB	0.15	6/6/2013	0.15	\$ 356,019.00	\$ 356,019.00	\$ 356,019.00	6/6/2011
206058	303 REG	LD1106433	CORTLAND SAVINGS & BANKING CO	0.15	6/7/2013	0.15	\$ 143,780.64	\$ 143,780.64	\$ 143,780.64	6/7/2011
206057	303 REG	LD1106458	CORTLAND SAVINGS & BANKING CO	0.15	6/7/2013	0.15	\$ 91,117.41	\$ 91,117.41	\$ 91,117.41	6/7/2011
206059	303 REG	LD1106474	FARMERS & MERCHANTS STATE BANK	0.15	6/7/2013	0.15	\$ 108,112.21	\$ 108,112.21	\$ 108,112.21	6/7/2011
206092	303 REG	LD1106482	HEARTLAND BANK	0.15	6/7/2013	0.15	\$ 222,982.83	\$ 222,982.83	\$ 222,982.83	6/8/2011
206095	303 REG	LD1106490	CROGHAN COLONIAL BANK	0.15	6/7/2013	0.15	\$ 166,315.77	\$ 166,315.77	\$ 166,315.77	6/8/2011
206097	303 REG	LD1106508	FARMERS NATIONAL BANK, CANFIELD	0.15	6/7/2013	0.15	\$ 260,276.83	\$ 260,276.83	\$ 260,276.83	6/8/2011
206098	303 REG	LD1106516	AMERICAN SAVINGS BANK, FSB	0.15	6/7/2013	0.15	\$ 250,000.00	\$ 250,000.00	\$ 250,000.00	6/8/2011
206141	303 REG	LD1106524	PARK NATIONAL BANK	0.15	6/7/2013	0.15	\$ 45,119.72	\$ 45,119.72	\$ 45,119.72	6/9/2011
206143	303 REG	LD1106532	WESTFIELD BANK, FSB	0.15	6/7/2013	0.15	\$ 102,364.42	\$ 102,364.42	\$ 102,364.42	6/9/2011
206202	303 REG	LD1106540	U.S. BANK, N.A.	0.15	6/14/2013	0.15	\$ 329,622.30	\$ 329,622.30	\$ 329,622.30	6/14/2011
206205	303 REG	LD1106557	U.S. BANK, N.A.	0.15	6/14/2013	0.15	\$ 18,791.82	\$ 18,791.82	\$ 18,791.82	6/14/2011
206232	303 REG	LD1106565	PARK NATIONAL BANK	0.15	6/14/2013	0.15	\$ 124,310.00	\$ 124,310.00	\$ 124,310.00	6/15/2011
206253	303 REG	LD1106573	FARMERS SAVINGS BANK, SPENCER	0.15	6/14/2013	0.15	\$ 29,000.00	\$ 29,000.00	\$ 29,000.00	6/16/2011
206254	303 REG	LD1106581	LIBERTY NATIONAL BANK	0.15	6/14/2013	0.15	\$ 400,000.00	\$ 400,000.00	\$ 400,000.00	6/16/2011
206255	303 REG	LD1106599	LIBERTY NATIONAL BANK	0.15	6/14/2013	0.15	\$ 25,000.00	\$ 25,000.00	\$ 25,000.00	6/16/2011
206288	303 REG	LD1106607	RIVERHILLS BANK	0.15	6/17/2013	0.15	\$ 210,000.00	\$ 210,000.00	\$ 210,000.00	6/17/2011
206307	303 REG	LD1106615	FIRST NATIONAL BANK, PANDORA	0.15	6/20/2013	0.15	\$ 17,700.00	\$ 17,700.00	\$ 17,700.00	6/20/2011
206347	303 REG	LD1106623	FIRST CITIZENS NATIONAL BANK	0.15	6/21/2013	0.15	\$ 400,000.00	\$ 400,000.00	\$ 400,000.00	6/21/2011
206348	303 REG	LD1106631	FORT JENNINGS STATE BANK	0.15	6/21/2013	0.15	\$ 105,000.00	\$ 105,000.00	\$ 105,000.00	6/21/2011
206349	303 REG	LD1106649	FARMERS CITIZENS BANK, BUCYRUS	0.15	6/21/2013	0.15	\$ 178,000.00	\$ 178,000.00	\$ 178,000.00	6/21/2011
206393	303 REG	LD1106656	CONSUMERS NATIONAL BANK	0.15	6/21/2013	0.15	\$ 290,200.00	\$ 290,200.00	\$ 290,200.00	6/22/2011
206394	303 REG	LD1106664	OLD FORT BANKING COMPANY	0.15	6/21/2013	0.15	\$ 122,779.00	\$ 122,779.00	\$ 122,779.00	6/22/2011
206426	303 REG	LD1106672	HUNTINGTON NATIONAL BANK, NA	0.15	6/21/2013	0.15	\$ 110,000.00	\$ 110,000.00	\$ 110,000.00	6/23/2011
206427	303 REG	LD1106680	FARMERS NATIONAL BANK, CANFIELD	0.15	6/21/2013	0.15	\$ 55,552.58	\$ 55,552.58	\$ 55,552.58	6/23/2011
206450	303 REG	LD1106698	HUNTINGTON NATIONAL BANK, NA	0.15	6/24/2013	0.15	\$ 199,500.00	\$ 199,500.00	\$ 199,500.00	6/24/2011
206451	303 REG	LD1106706	FIRST FINANCIAL BANK, NA	0.15	6/24/2013	0.15	\$ 400,000.00	\$ 400,000.00	\$ 400,000.00	6/24/2011
206478	303 REG	LD1106714	OLD FORT BANKING COMPANY	0.15	6/27/2013	0.15	\$ 181,575.50	\$ 181,575.50	\$ 181,575.50	6/27/2011
206479	303 REG	LD1106722	FARMERS & MERCHANTS STATE BANK	0.15	6/27/2013	0.15	\$ 130,000.00	\$ 130,000.00	\$ 130,000.00	6/27/2011
206501	303 REG	LD1106730	HUNTINGTON NATIONAL BANK, NA	0.15	6/28/2013	0.15	\$ 105,703.20	\$ 105,703.20	\$ 105,703.20	6/28/2011
206533	303 REG	LD1106748	LCNB NATIONAL BANK	0.15	6/28/2013	0.15	\$ 333,042.00	\$ 333,042.00	\$ 333,042.00	6/29/2011
							\$ 229,227,231.55	\$ 229,227,231.55	\$ 229,227,231.55	
205138	303 REG	AG1105174	FIRST CITIZENS NATIONAL BANK		4/12/2012	0.15	\$ 100,000.00	\$ 100,000.00	\$ 100,000.00	4/15/2011
205139	303 REG	AG1105182	FIRST CITIZENS NATIONAL BANK		4/12/2012	0.15	\$ 100,000.00	\$ 100,000.00	\$ 100,000.00	4/15/2011
205140	303 REG	AG1105190	FIRST CITIZENS NATIONAL BANK		4/12/2012	0.15	\$ 100,000.00	\$ 100,000.00	\$ 100,000.00	4/15/2011
205141	303 REG	AG1105208	FIRST CITIZENS NATIONAL BANK		4/12/2012	0.15	\$ 100,000.00	\$ 100,000.00	\$ 100,000.00	4/15/2011
205142	303 REG	AG1105216	FIRST CITIZENS NATIONAL BANK		4/12/2012	0.15	\$ 12,625.00	\$ 12,625.00	\$ 12,625.00	4/15/2011
205143	303 REG	AG1105224	FIRST CITIZENS NATIONAL BANK		4/12/2012	0.15	\$ 100,000.00	\$ 100,000.00	\$ 100,000.00	4/15/2011
205144	303 REG	AG1105232	FIRST CITIZENS NATIONAL BANK		4/12/2012	0.15	\$ 100,000.00	\$ 100,000.00	\$ 100,000.00	4/15/2011
205145	303 REG	AG1105240	FIRST CITIZENS NATIONAL BANK		4/12/2012	0.15	\$ 100,000.00	\$ 100,000.00	\$ 100,000.00	4/15/2011
205146	303 REG	AG1105257	FIRST CITIZENS NATIONAL BANK		4/12/2012	0.15	\$ 100,000.00	\$ 100,000.00	\$ 100,000.00	4/15/2011
205147	303 REG	AG1105265	FIRST CITIZENS NATIONAL BANK		4/12/2012	0.15	\$ 100,000.00	\$ 100,000.00	\$ 100,000.00	4/15/2011
205148	303 REG	AG1105273	FIRST CITIZENS NATIONAL BANK		4/12/2012	0.15	\$ 100,000.00	\$ 100,000.00	\$ 100,000.00	4/15/2011
205149	303 REG	AG1105281	FIRST CITIZENS NATIONAL BANK		4/12/2012	0.15	\$ 100,000.00	\$ 100,000.00	\$ 100,000.00	4/15/2011

PGM: INVS_MONTHEND_INVENTORY
 SOURCE: VisualQED
 MODEL: INVENTORY
 BASIS: SETTLEMENT
 AS-OF: 6/30/2011

**JOSH MANDEL
 TREASURER, STATE OF OHIO**

INVESTMENT INVENTORY
 SETTLED POSITIONS AS OF: 06/30/11

INVT#	FUND	CUSIP	DESCRIPTION	RATE	MATURITY	YIELD	PAR AMOUNT	BOOK VALUE	MARKET VALUE	1ST PUR
205150	303 REG	AG1105299	FIRST FINANCIAL BANK, NA		4/12/2012	0.15 \$	50,000.00 \$	50,000.00 \$	50,000.00	4/15/2011
205151	303 REG	AG1105307	NCB, FSB		4/12/2012	0.15 \$	100,000.00 \$	100,000.00 \$	100,000.00	4/15/2011
205152	303 REG	AG1105315	NCB, FSB		4/12/2012	0.15 \$	100,000.00 \$	100,000.00 \$	100,000.00	4/15/2011
205396	303 REG	AG1105414	LIBERTY NATIONAL BANK		4/12/2012	\$	100,000.00 \$	100,000.00 \$	100,000.00	5/2/2011
205398	303 REG	AG1105422	LIBERTY NATIONAL BANK		4/12/2012	\$	100,000.00 \$	100,000.00 \$	100,000.00	5/2/2011
205399	303 REG	AG1105430	LIBERTY NATIONAL BANK		4/12/2012	\$	100,000.00 \$	100,000.00 \$	100,000.00	5/2/2011
205400	303 REG	AG1105455	LIBERTY NATIONAL BANK		4/12/2012	\$	100,000.00 \$	100,000.00 \$	100,000.00	5/2/2011
205401	303 REG	AG1105463	LIBERTY NATIONAL BANK		4/12/2012	\$	100,000.00 \$	100,000.00 \$	100,000.00	5/2/2011
205402	303 REG	AG1105471	LIBERTY NATIONAL BANK		4/12/2012	\$	100,000.00 \$	100,000.00 \$	100,000.00	5/2/2011
205403	303 REG	AG1105489	LIBERTY NATIONAL BANK		4/12/2012	\$	100,000.00 \$	100,000.00 \$	100,000.00	5/2/2011
205404	303 REG	AG1105497	LIBERTY NATIONAL BANK		4/12/2012	\$	100,000.00 \$	100,000.00 \$	100,000.00	5/2/2011
205405	303 REG	AG1105505	LIBERTY NATIONAL BANK		4/12/2012	\$	100,000.00 \$	100,000.00 \$	100,000.00	5/2/2011
205441	303 REG	AG1105513	NCB, FSB		4/12/2012	0.15 \$	100,000.00 \$	100,000.00 \$	100,000.00	5/3/2011
205591	303 REG	AG1105554	NCB, FSB		4/12/2012	0.15 \$	60,000.00 \$	60,000.00 \$	60,000.00	5/11/2011
205592	303 REG	AG1105562	NCB, FSB		4/12/2012	0.15 \$	100,000.00 \$	100,000.00 \$	100,000.00	5/11/2011
205780	303 REG	AG1105679	FIRST NATIONAL BANK, PANDORA		4/12/2012	\$	39,537.31 \$	39,537.31 \$	39,537.31	5/23/2011
205782	303 REG	AG1105695	PNC BANK, NA		4/12/2012	\$	100,000.00 \$	100,000.00 \$	100,000.00	5/23/2011
205783	303 REG	AG1105703	PNC BANK, NA		4/12/2012	\$	75,000.00 \$	75,000.00 \$	75,000.00	5/23/2011
205784	303 REG	AG1105711	PNC BANK, NA		4/12/2012	\$	100,000.00 \$	100,000.00 \$	100,000.00	5/23/2011
205785	303 REG	AG1105729	PNC BANK, NA		4/12/2012	\$	100,000.00 \$	100,000.00 \$	100,000.00	5/23/2011
205787	303 REG	AG1105737	PNC BANK, NA		4/12/2012	\$	100,000.00 \$	100,000.00 \$	100,000.00	5/23/2011
205788	303 REG	AG1105745	PNC BANK, NA		4/12/2012	\$	100,000.00 \$	100,000.00 \$	100,000.00	5/23/2011
205789	303 REG	AG1105752	PNC BANK, NA		4/12/2012	\$	100,000.00 \$	100,000.00 \$	100,000.00	5/23/2011
205790	303 REG	AG1105760	PNC BANK, NA		4/12/2012	\$	100,000.00 \$	100,000.00 \$	100,000.00	5/23/2011
205791	303 REG	AG1105778	PNC BANK, NA		4/12/2012	\$	100,000.00 \$	100,000.00 \$	100,000.00	5/23/2011
205792	303 REG	AG1105786	PNC BANK, NA		4/12/2012	\$	50,000.00 \$	50,000.00 \$	50,000.00	5/23/2011
205793	303 REG	AG1105794	PNC BANK, NA		4/12/2012	\$	100,000.00 \$	100,000.00 \$	100,000.00	5/23/2011
205794	303 REG	AG1105802	PNC BANK, NA		4/12/2012	\$	50,000.00 \$	50,000.00 \$	50,000.00	5/23/2011
205795	303 REG	AG1105810	PNC BANK, NA		4/12/2012	\$	55,000.00 \$	55,000.00 \$	55,000.00	5/23/2011
205796	303 REG	AG1105828	PNC BANK, NA		4/12/2012	\$	100,000.00 \$	100,000.00 \$	100,000.00	5/23/2011
205797	303 REG	AG1105836	PNC BANK, NA		4/12/2012	\$	35,000.00 \$	35,000.00 \$	35,000.00	5/23/2011
205798	303 REG	AG1105844	PNC BANK, NA		4/12/2012	\$	100,000.00 \$	100,000.00 \$	100,000.00	5/23/2011
205799	303 REG	AG1105851	PNC BANK, NA		4/12/2012	\$	55,000.00 \$	55,000.00 \$	55,000.00	5/23/2011
205800	303 REG	AG1105869	PNC BANK, NA		4/12/2012	\$	100,000.00 \$	100,000.00 \$	100,000.00	5/23/2011
205801	303 REG	AG1105877	PNC BANK, NA		4/12/2012	\$	50,000.00 \$	50,000.00 \$	50,000.00	5/23/2011
205802	303 REG	AG1105885	PNC BANK, NA		4/12/2012	\$	100,000.00 \$	100,000.00 \$	100,000.00	5/23/2011
205804	303 REG	AG1105893	PNC BANK, NA		4/12/2012	\$	100,000.00 \$	100,000.00 \$	100,000.00	5/23/2011
205805	303 REG	AG1105901	PNC BANK, NA		4/12/2012	\$	20,000.00 \$	20,000.00 \$	20,000.00	5/23/2011
205806	303 REG	AG1105919	PNC BANK, NA		4/12/2012	\$	100,000.00 \$	100,000.00 \$	100,000.00	5/23/2011
205807	303 REG	AG1105927	PNC BANK, NA		4/12/2012	\$	75,000.00 \$	75,000.00 \$	75,000.00	5/23/2011
205808	303 REG	AG1105935	PNC BANK, NA		4/12/2012	\$	75,000.00 \$	75,000.00 \$	75,000.00	5/23/2011
205809	303 REG	AG1105943	PNC BANK, NA		4/12/2012	\$	35,000.00 \$	35,000.00 \$	35,000.00	5/23/2011
205810	303 REG	AG1105950	PNC BANK, NA		4/12/2012	\$	30,000.00 \$	30,000.00 \$	30,000.00	5/23/2011
205811	303 REG	AG1105968	PNC BANK, NA		4/12/2012	\$	50,000.00 \$	50,000.00 \$	50,000.00	5/23/2011
205812	303 REG	AG1105976	PNC BANK, NA		4/12/2012	\$	75,000.00 \$	75,000.00 \$	75,000.00	5/23/2011
205813	303 REG	AG1105984	PNC BANK, NA		4/12/2012	\$	100,000.00 \$	100,000.00 \$	100,000.00	5/23/2011
205814	303 REG	AG1105992	PNC BANK, NA		4/12/2012	\$	100,000.00 \$	100,000.00 \$	100,000.00	5/23/2011
205815	303 REG	AG1106008	PNC BANK, NA		4/12/2012	\$	100,000.00 \$	100,000.00 \$	100,000.00	5/23/2011
205816	303 REG	AG1106016	PNC BANK, NA		4/12/2012	\$	50,000.00 \$	50,000.00 \$	50,000.00	5/23/2011
205817	303 REG	AG1106024	PNC BANK, NA		4/12/2012	\$	65,000.00 \$	65,000.00 \$	65,000.00	5/23/2011
205818	303 REG	AG1106032	PNC BANK, NA		4/12/2012	\$	50,000.00 \$	50,000.00 \$	50,000.00	5/23/2011
205819	303 REG	AG1106040	PNC BANK, NA		4/12/2012	\$	100,000.00 \$	100,000.00 \$	100,000.00	5/23/2011
205820	303 REG	AG1106057	PNC BANK, NA		4/12/2012	\$	100,000.00 \$	100,000.00 \$	100,000.00	5/23/2011
205821	303 REG	AG1106065	PNC BANK, NA		4/12/2012	\$	100,000.00 \$	100,000.00 \$	100,000.00	5/23/2011
205822	303 REG	AG1106073	PNC BANK, NA		4/12/2012	\$	100,000.00 \$	100,000.00 \$	100,000.00	5/23/2011
205823	303 REG	AG1106081	PNC BANK, NA		4/12/2012	\$	100,000.00 \$	100,000.00 \$	100,000.00	5/23/2011
205824	303 REG	AG1106099	PNC BANK, NA		4/12/2012	\$	25,000.00 \$	25,000.00 \$	25,000.00	5/23/2011

PGM: INVS_MONTHEND_INVENTORY
 SOURCE: VisualQED
 MODEL: INVENTORY
 BASIS: SETTLEMENT
 AS-OF: 6/30/2011

**JOSH MANDEL
 TREASURER, STATE OF OHIO**

INVESTMENT INVENTORY
 SETTLED POSITIONS AS OF: 06/30/11

INVT#	FUND	CUSIP	DESCRIPTION	RATE	MATURITY	YIELD	PAR AMOUNT	BOOK VALUE	MARKET VALUE	1ST PUR
205825	303 REG	AG1106107	PNC BANK, NA		4/12/2012		\$ 100,000.00	\$ 100,000.00	\$ 100,000.00	5/23/2011
205826	303 REG	AG1106115	PNC BANK, NA		4/12/2012		\$ 100,000.00	\$ 100,000.00	\$ 100,000.00	5/23/2011
205827	303 REG	AG1106123	PNC BANK, NA		4/12/2012		\$ 100,000.00	\$ 100,000.00	\$ 100,000.00	5/23/2011
205828	303 REG	AG1106131	PNC BANK, NA		4/12/2012		\$ 100,000.00	\$ 100,000.00	\$ 100,000.00	5/23/2011
205829	303 REG	AG1106149	PNC BANK, NA		4/12/2012		\$ 100,000.00	\$ 100,000.00	\$ 100,000.00	5/23/2011
205830	303 REG	AG1106156	PNC BANK, NA		4/12/2012		\$ 100,000.00	\$ 100,000.00	\$ 100,000.00	5/23/2011
205831	303 REG	AG1106164	PNC BANK, NA		4/12/2012		\$ 90,000.00	\$ 90,000.00	\$ 90,000.00	5/23/2011
205832	303 REG	AG1106172	PNC BANK, NA		4/12/2012		\$ 100,000.00	\$ 100,000.00	\$ 100,000.00	5/23/2011
205833	303 REG	AG1106180	PNC BANK, NA		4/12/2012		\$ 40,000.00	\$ 40,000.00	\$ 40,000.00	5/23/2011
205834	303 REG	AG1106198	PNC BANK, NA		4/12/2012		\$ 100,000.00	\$ 100,000.00	\$ 100,000.00	5/23/2011
205835	303 REG	AG1106206	PNC BANK, NA		4/12/2012		\$ 100,000.00	\$ 100,000.00	\$ 100,000.00	5/23/2011
205836	303 REG	AG1106214	PNC BANK, NA		4/12/2012		\$ 17,000.00	\$ 17,000.00	\$ 17,000.00	5/23/2011
205837	303 REG	AG1106222	PNC BANK, NA		4/12/2012		\$ 50,000.00	\$ 50,000.00	\$ 50,000.00	5/23/2011
205838	303 REG	AG1106230	PNC BANK, NA		4/12/2012		\$ 50,000.00	\$ 50,000.00	\$ 50,000.00	5/23/2011
205839	303 REG	AG1106248	PNC BANK, NA		4/12/2012		\$ 40,000.00	\$ 40,000.00	\$ 40,000.00	5/23/2011
205903	303 REG	AG1106255	NCB, FSB		4/12/2012		\$ 100,000.00	\$ 100,000.00	\$ 100,000.00	5/26/2011
205904	303 REG	AG1106263	NCB, FSB		4/12/2012		\$ 100,000.00	\$ 100,000.00	\$ 100,000.00	5/26/2011
205920	303 REG	AG1106271	NCB, FSB		4/12/2012		\$ 75,000.00	\$ 75,000.00	\$ 75,000.00	5/27/2011
205921	303 REG	AG1106289	NCB, FSB		4/12/2012		\$ 100,000.00	\$ 100,000.00	\$ 100,000.00	5/27/2011
205923	303 REG	AG1106297	NCB, FSB		4/12/2012		\$ 100,000.00	\$ 100,000.00	\$ 100,000.00	5/27/2011
206271	303 REG	AG1106313	OLD FORT BANKING COMPANY		4/12/2012	0.15	\$ 100,000.00	\$ 100,000.00	\$ 100,000.00	6/16/2011
206272	303 REG	AG1106321	LIBERTY NATIONAL BANK		4/12/2012		\$ 100,000.00	\$ 100,000.00	\$ 100,000.00	6/16/2011
206273	303 REG	AG1106339	LIBERTY NATIONAL BANK		4/12/2012	0.15	\$ 50,000.00	\$ 50,000.00	\$ 50,000.00	6/16/2011
206274	303 REG	AG1106347	FIRST CITIZENS NATIONAL BANK		4/12/2012	0.15	\$ 100,000.00	\$ 100,000.00	\$ 100,000.00	6/16/2011
206384	303 REG	AG1106354	FIRST CITIZENS NATIONAL BANK		4/12/2012	0.40	\$ 45,000.00	\$ 45,000.00	\$ 45,000.00	6/21/2011
206385	303 REG	AG1106362	FIRST CITIZENS NATIONAL BANK		4/12/2012	0.40	\$ 70,000.00	\$ 70,000.00	\$ 70,000.00	6/21/2011
							\$ 7,909,162.31	\$ 7,909,162.31	\$ 7,909,162.31	
203054	303 REG	LD11B0251	HENRY COUNTY BANK	0.60	7/6/2011	0.60	\$ 1,000,000.00	\$ 1,000,000.00	\$ 1,000,000.00	1/5/2011
203055	303 REG	LD11B0269	NATIONWIDE BANK	0.60	7/6/2011	0.60	\$ 5,000,000.00	\$ 5,000,000.00	\$ 5,000,000.00	1/5/2011
203056	303 REG	LD11B0277	HEARTLAND BANK	0.60	7/6/2011	0.60	\$ 3,000,000.00	\$ 3,000,000.00	\$ 3,000,000.00	1/5/2011
205196	304 REG	LD11B0400	BIDOHIO	0.40	7/20/2011	0.40	\$ 1,000,000.00	\$ 1,000,000.00	\$ 1,000,000.00	4/20/2011
205197	304 REG	LD11B0418	BIDOHIO	0.40	7/20/2011	0.40	\$ 5,000,000.00	\$ 5,000,000.00	\$ 5,000,000.00	4/20/2011
203490	303 REG	LD11B0319	HENRY COUNTY BANK	0.60	8/3/2011	0.60	\$ 500,000.00	\$ 500,000.00	\$ 500,000.00	2/2/2011
203491	303 REG	LD11B0327	NATIONWIDE BANK	0.60	8/3/2011	0.60	\$ 5,000,000.00	\$ 5,000,000.00	\$ 5,000,000.00	2/2/2011
205692	304 REG	LD11B0434	BIDOHIO	0.40	8/17/2011	0.40	\$ 3,000,000.00	\$ 3,000,000.00	\$ 3,000,000.00	5/18/2011
203948	303 REG	LD11B0368	NATIONWIDE BANK	0.50	9/7/2011	0.50	\$ 5,000,000.00	\$ 5,000,000.00	\$ 5,000,000.00	3/2/2011
206386	304 REG	LD11B0442	BIDOHIO	0.40	9/21/2011	0.40	\$ 2,500,000.00	\$ 2,500,000.00	\$ 2,500,000.00	6/22/2011
204465	303 REG	LD11B0384	NATIONWIDE BANK	0.50	10/5/2011	0.50	\$ 5,000,000.00	\$ 5,000,000.00	\$ 5,000,000.00	4/6/2011
204466	303 REG	LD11B0392	WAYNE SAVINGS COMMUNITY BANK	0.50	10/5/2011	0.50	\$ 500,000.00	\$ 500,000.00	\$ 500,000.00	4/6/2011
205451	303 REG	LD11B0426	HENRY COUNTY BANK	0.60	11/2/2011	0.60	\$ 1,000,000.00	\$ 1,000,000.00	\$ 1,000,000.00	5/4/2011
							\$ 37,500,000.00	\$ 37,500,000.00	\$ 37,500,000.00	
204534	303 REG	AG1100019	FARMERS CITIZENS BANK, BUCYRUS		4/12/2012	0.15	\$ 15,500.00	\$ 15,500.00	\$ 15,500.00	4/11/2011
204535	303 REG	AG1100027	FARMERS CITIZENS BANK, BUCYRUS		4/12/2012	0.15	\$ 100,000.00	\$ 100,000.00	\$ 100,000.00	4/11/2011
204536	303 REG	AG1100035	FARMERS CITIZENS BANK, BUCYRUS		4/12/2012	0.15	\$ 50,000.00	\$ 50,000.00	\$ 50,000.00	4/11/2011
204537	303 REG	AG1100043	FARMERS CITIZENS BANK, BUCYRUS		4/12/2012	0.15	\$ 50,000.00	\$ 50,000.00	\$ 50,000.00	4/11/2011
204538	303 REG	AG1100050	FARMERS CITIZENS BANK, BUCYRUS		4/12/2012	0.15	\$ 100,000.00	\$ 100,000.00	\$ 100,000.00	4/11/2011
204539	303 REG	AG1100068	FARMERS CITIZENS BANK, BUCYRUS		4/12/2012	0.15	\$ 100,000.00	\$ 100,000.00	\$ 100,000.00	4/11/2011
204540	303 REG	AG1100076	FARMERS CITIZENS BANK, BUCYRUS		4/12/2012	0.15	\$ 50,000.00	\$ 50,000.00	\$ 50,000.00	4/11/2011
204541	303 REG	AG1100084	FARMERS CITIZENS BANK, BUCYRUS		4/12/2012	0.15	\$ 100,000.00	\$ 100,000.00	\$ 100,000.00	4/11/2011
204542	303 REG	AG1100092	FARMERS CITIZENS BANK, BUCYRUS		4/12/2012	0.15	\$ 100,000.00	\$ 100,000.00	\$ 100,000.00	4/11/2011
204543	303 REG	AG1100100	FARMERS CITIZENS BANK, BUCYRUS		4/12/2012	0.15	\$ 50,000.00	\$ 50,000.00	\$ 50,000.00	4/11/2011
204544	303 REG	AG1100118	FARMERS CITIZENS BANK, BUCYRUS		4/12/2012	0.15	\$ 50,000.00	\$ 50,000.00	\$ 50,000.00	4/11/2011
204545	303 REG	AG1100126	FARMERS CITIZENS BANK, BUCYRUS		4/12/2012	0.15	\$ 100,000.00	\$ 100,000.00	\$ 100,000.00	4/11/2011
204546	303 REG	AG1100134	FARMERS CITIZENS BANK, BUCYRUS		4/12/2012	0.15	\$ 100,000.00	\$ 100,000.00	\$ 100,000.00	4/11/2011
204547	303 REG	AG1100142	HUNTINGTON NATIONAL BANK, NA		4/12/2012	0.15	\$ 20,000.00	\$ 20,000.00	\$ 20,000.00	4/11/2011

PGM: INVS_MONTHEND_INVENTORY
 SOURCE: VisualQED
 MODEL: INVENTORY
 BASIS: SETTLEMENT
 AS-OF: 6/30/2011

**JOSH MANDEL
 TREASURER, STATE OF OHIO**

INVESTMENT INVENTORY
 SETTLED POSITIONS AS OF: 06/30/11

INVT#	FUND	CUSIP	DESCRIPTION	RATE	MATURITY	YIELD	PAR AMOUNT	BOOK VALUE	MARKET VALUE	1ST PUR
204549	303 REG	AG1100159	HUNTINGTON NATIONAL BANK, NA		4/12/2012	0.15 \$	100,000.00 \$	100,000.00 \$	100,000.00	4/11/2011
204550	303 REG	AG1100167	HUNTINGTON NATIONAL BANK, NA		4/12/2012	0.15 \$	50,000.00 \$	50,000.00 \$	50,000.00	4/11/2011
204551	303 REG	AG1100175	HUNTINGTON NATIONAL BANK, NA		4/12/2012	0.15 \$	100,000.00 \$	100,000.00 \$	100,000.00	4/11/2011
204552	303 REG	AG1100183	HUNTINGTON NATIONAL BANK, NA		4/12/2012	0.15 \$	100,000.00 \$	100,000.00 \$	100,000.00	4/11/2011
204553	303 REG	AG1100191	HUNTINGTON NATIONAL BANK, NA		4/12/2012	0.15 \$	100,000.00 \$	100,000.00 \$	100,000.00	4/11/2011
204554	303 REG	AG1100209	HUNTINGTON NATIONAL BANK, NA		4/12/2012	0.15 \$	100,000.00 \$	100,000.00 \$	100,000.00	4/11/2011
204555	303 REG	AG1100217	HUNTINGTON NATIONAL BANK, NA		4/12/2012	0.15 \$	90,000.00 \$	90,000.00 \$	90,000.00	4/11/2011
204556	303 REG	AG1100225	HUNTINGTON NATIONAL BANK, NA		4/12/2012	0.15 \$	50,000.00 \$	50,000.00 \$	50,000.00	4/11/2011
204557	303 REG	AG1100233	HUNTINGTON NATIONAL BANK, NA		4/12/2012	0.15 \$	8,000.00 \$	8,000.00 \$	8,000.00	4/11/2011
204558	303 REG	AG1100241	HUNTINGTON NATIONAL BANK, NA		4/12/2012	0.15 \$	25,000.00 \$	25,000.00 \$	25,000.00	4/11/2011
204559	303 REG	AG1100258	HUNTINGTON NATIONAL BANK, NA		4/12/2012	0.15 \$	100,000.00 \$	100,000.00 \$	100,000.00	4/11/2011
204560	303 REG	AG1100266	HUNTINGTON NATIONAL BANK, NA		4/12/2012	0.15 \$	15,000.00 \$	15,000.00 \$	15,000.00	4/11/2011
204561	303 REG	AG1100274	HUNTINGTON NATIONAL BANK, NA		4/12/2012	0.15 \$	100,000.00 \$	100,000.00 \$	100,000.00	4/11/2011
204562	303 REG	AG1100282	HUNTINGTON NATIONAL BANK, NA		4/12/2012	0.15 \$	60,000.00 \$	60,000.00 \$	60,000.00	4/11/2011
204563	303 REG	AG1100290	HUNTINGTON NATIONAL BANK, NA		4/12/2012	0.15 \$	100,000.00 \$	100,000.00 \$	100,000.00	4/11/2011
204564	303 REG	AG1100308	HUNTINGTON NATIONAL BANK, NA		4/12/2012	0.15 \$	50,000.00 \$	50,000.00 \$	50,000.00	4/11/2011
204565	303 REG	AG1100316	HUNTINGTON NATIONAL BANK, NA		4/12/2012	0.15 \$	50,000.00 \$	50,000.00 \$	50,000.00	4/11/2011
204566	303 REG	AG1100324	HUNTINGTON NATIONAL BANK, NA		4/12/2012	0.15 \$	40,000.00 \$	40,000.00 \$	40,000.00	4/11/2011
204567	303 REG	AG1100332	HUNTINGTON NATIONAL BANK, NA		4/12/2012	0.15 \$	100,000.00 \$	100,000.00 \$	100,000.00	4/11/2011
204568	303 REG	AG1100340	HUNTINGTON NATIONAL BANK, NA		4/12/2012	0.15 \$	100,000.00 \$	100,000.00 \$	100,000.00	4/11/2011
204569	303 REG	AG1100357	HUNTINGTON NATIONAL BANK, NA		4/12/2012	0.15 \$	100,000.00 \$	100,000.00 \$	100,000.00	4/11/2011
204571	303 REG	AG1100365	HUNTINGTON NATIONAL BANK, NA		4/12/2012	\$	100,000.00 \$	100,000.00 \$	100,000.00	4/11/2011
204572	303 REG	AG1100373	HUNTINGTON NATIONAL BANK, NA		4/12/2012	\$	100,000.00 \$	100,000.00 \$	100,000.00	4/11/2011
204573	303 REG	AG1100381	HUNTINGTON NATIONAL BANK, NA		4/12/2012	\$	100,000.00 \$	100,000.00 \$	100,000.00	4/11/2011
204574	303 REG	AG1100399	OLD NATIONAL BANK		4/12/2012	\$	100,000.00 \$	100,000.00 \$	100,000.00	4/11/2011
204575	303 REG	AG1100407	OLD NATIONAL BANK		4/12/2012	\$	80,000.00 \$	80,000.00 \$	80,000.00	4/11/2011
204576	303 REG	AG1100415	OLD NATIONAL BANK		4/12/2012	\$	100,000.00 \$	100,000.00 \$	100,000.00	4/11/2011
204577	303 REG	AG1100423	OLD NATIONAL BANK		4/12/2012	\$	80,000.00 \$	80,000.00 \$	80,000.00	4/11/2011
204578	303 REG	AG1100431	OLD NATIONAL BANK		4/12/2012	\$	70,000.00 \$	70,000.00 \$	70,000.00	4/11/2011
204579	303 REG	AG1100449	RICHWOOD BANKING COMPANY		4/12/2012	\$	100,000.00 \$	100,000.00 \$	100,000.00	4/11/2011
204580	303 REG	AG1100456	RICHWOOD BANKING COMPANY		4/12/2012	\$	100,000.00 \$	100,000.00 \$	100,000.00	4/11/2011
204581	303 REG	AG1100464	RICHWOOD BANKING COMPANY		4/12/2012	\$	100,000.00 \$	100,000.00 \$	100,000.00	4/11/2011
204582	303 REG	AG1100472	RICHWOOD BANKING COMPANY		4/12/2012	\$	80,000.00 \$	80,000.00 \$	80,000.00	4/11/2011
204583	303 REG	AG1100480	RICHWOOD BANKING COMPANY		4/12/2012	\$	75,000.00 \$	75,000.00 \$	75,000.00	4/11/2011
204584	303 REG	AG1100498	RICHWOOD BANKING COMPANY		4/12/2012	\$	100,000.00 \$	100,000.00 \$	100,000.00	4/11/2011
204585	303 REG	AG1100506	RICHWOOD BANKING COMPANY		4/12/2012	\$	100,000.00 \$	100,000.00 \$	100,000.00	4/11/2011
204586	303 REG	AG1100514	RICHWOOD BANKING COMPANY		4/12/2012	\$	100,000.00 \$	100,000.00 \$	100,000.00	4/11/2011
204587	303 REG	AG1100522	RICHWOOD BANKING COMPANY		4/12/2012	\$	75,000.00 \$	75,000.00 \$	75,000.00	4/11/2011
204588	303 REG	AG1100530	RICHWOOD BANKING COMPANY		4/12/2012	\$	100,000.00 \$	100,000.00 \$	100,000.00	4/11/2011
204589	303 REG	AG1100548	RICHWOOD BANKING COMPANY		4/12/2012	\$	100,000.00 \$	100,000.00 \$	100,000.00	4/11/2011
204590	303 REG	AG1100555	RICHWOOD BANKING COMPANY		4/12/2012	\$	100,000.00 \$	100,000.00 \$	100,000.00	4/11/2011
204592	303 REG	AG1100563	RICHWOOD BANKING COMPANY		4/12/2012	\$	100,000.00 \$	100,000.00 \$	100,000.00	4/11/2011
204591	303 REG	AG1100571	RICHWOOD BANKING COMPANY		4/12/2012	\$	100,000.00 \$	100,000.00 \$	100,000.00	4/11/2011
204593	303 REG	AG1100589	RICHWOOD BANKING COMPANY		4/12/2012	\$	100,000.00 \$	100,000.00 \$	100,000.00	4/11/2011
204594	303 REG	AG1100597	RICHWOOD BANKING COMPANY		4/12/2012	\$	70,000.00 \$	70,000.00 \$	70,000.00	4/11/2011
204596	303 REG	AG1100605	FIRST FEDERAL BANK OFTHE MIDWEST		4/12/2012	\$	100,000.00 \$	100,000.00 \$	100,000.00	4/11/2011
204597	303 REG	AG1100613	FIRST FEDERAL BANK OFTHE MIDWEST		4/12/2012	\$	75,000.00 \$	75,000.00 \$	75,000.00	4/11/2011
204598	303 REG	AG1100621	FIRST FEDERAL BANK OFTHE MIDWEST		4/12/2012	\$	100,000.00 \$	100,000.00 \$	100,000.00	4/11/2011
204599	303 REG	AG1100639	FIRST FEDERAL BANK OFTHE MIDWEST		4/12/2012	\$	60,000.00 \$	60,000.00 \$	60,000.00	4/11/2011
204600	303 REG	AG1100647	FIRST FEDERAL BANK OFTHE MIDWEST		4/12/2012	\$	35,000.00 \$	35,000.00 \$	35,000.00	4/11/2011
204601	303 REG	AG1100654	FIRST FEDERAL BANK OFTHE MIDWEST		4/12/2012	\$	100,000.00 \$	100,000.00 \$	100,000.00	4/11/2011
204602	303 REG	AG1100662	FIRST FEDERAL BANK OFTHE MIDWEST		4/12/2012	\$	60,000.00 \$	60,000.00 \$	60,000.00	4/11/2011
204603	303 REG	AG1100670	FIRST FEDERAL BANK OFTHE MIDWEST		4/12/2012	\$	100,000.00 \$	100,000.00 \$	100,000.00	4/11/2011
204604	303 REG	AG1100688	FIRST FEDERAL BANK OFTHE MIDWEST		4/12/2012	\$	100,000.00 \$	100,000.00 \$	100,000.00	4/11/2011
204605	303 REG	AG1100696	FIRST FEDERAL BANK OFTHE MIDWEST		4/12/2012	\$	100,000.00 \$	100,000.00 \$	100,000.00	4/11/2011
204606	303 REG	AG1100704	FIRST FEDERAL BANK OFTHE MIDWEST		4/12/2012	\$	40,000.00 \$	40,000.00 \$	40,000.00	4/11/2011
204607	303 REG	AG1100712	FIRST FEDERAL BANK OFTHE MIDWEST		4/12/2012	\$	100,000.00 \$	100,000.00 \$	100,000.00	4/11/2011

PGM: INVS_MONTHEND_INVENTORY
 SOURCE: VisualQED
 MODEL: INVENTORY
 BASIS: SETTLEMENT
 AS-OF: 6/30/2011

**JOSH MANDEL
 TREASURER, STATE OF OHIO**

INVESTMENT INVENTORY
 SETTLED POSITIONS AS OF: 06/30/11

INVT#	FUND	CUSIP	DESCRIPTION	RATE	MATURITY	YIELD	PAR AMOUNT	BOOK VALUE	MARKET VALUE	1ST PUR
204608	303 REG	AG1100720	FIRST FEDERAL BANK OFTHE MIDWEST		4/12/2012		\$ 100,000.00	\$ 100,000.00	\$ 100,000.00	4/11/2011
204609	303 REG	AG1100738	FIRST FEDERAL BANK OFTHE MIDWEST		4/12/2012		\$ 100,000.00	\$ 100,000.00	\$ 100,000.00	4/11/2011
204610	303 REG	AG1100746	FIRST FEDERAL BANK OFTHE MIDWEST		4/12/2012		\$ 100,000.00	\$ 100,000.00	\$ 100,000.00	4/11/2011
204611	303 REG	AG1100753	FIRST FEDERAL BANK OFTHE MIDWEST		4/12/2012		\$ 75,000.00	\$ 75,000.00	\$ 75,000.00	4/11/2011
204612	303 REG	AG1100761	FIRST FEDERAL BANK OFTHE MIDWEST		4/12/2012		\$ 100,000.00	\$ 100,000.00	\$ 100,000.00	4/11/2011
204613	303 REG	AG1100779	FIRST FEDERAL BANK OFTHE MIDWEST		4/12/2012		\$ 100,000.00	\$ 100,000.00	\$ 100,000.00	4/11/2011
204614	303 REG	AG1100787	FIRST FEDERAL BANK OFTHE MIDWEST		4/12/2012		\$ 60,000.00	\$ 60,000.00	\$ 60,000.00	4/11/2011
204615	303 REG	AG1100795	FIRST FEDERAL BANK OFTHE MIDWEST		4/12/2012		\$ 100,000.00	\$ 100,000.00	\$ 100,000.00	4/11/2011
204616	303 REG	AG1100803	FIRST FEDERAL BANK OFTHE MIDWEST		4/12/2012		\$ 100,000.00	\$ 100,000.00	\$ 100,000.00	4/11/2011
204617	303 REG	AG1100811	FIRST FEDERAL BANK OFTHE MIDWEST		4/12/2012		\$ 100,000.00	\$ 100,000.00	\$ 100,000.00	4/11/2011
204618	303 REG	AG1100829	FIRST FEDERAL BANK OFTHE MIDWEST		4/12/2012		\$ 50,000.00	\$ 50,000.00	\$ 50,000.00	4/11/2011
204619	303 REG	AG1100837	FIRST FEDERAL BANK OFTHE MIDWEST		4/12/2012		\$ 100,000.00	\$ 100,000.00	\$ 100,000.00	4/11/2011
204620	303 REG	AG1100845	FIRST FEDERAL BANK OFTHE MIDWEST		4/12/2012		\$ 100,000.00	\$ 100,000.00	\$ 100,000.00	4/11/2011
204637	303 REG	AG1100852	FIRST FEDERAL BANK OFTHE MIDWEST		4/12/2012	0.35	\$ 100,000.00	\$ 100,000.00	\$ 100,000.00	4/11/2011
204638	303 REG	AG1100860	FIRST FEDERAL BANK OFTHE MIDWEST		4/12/2012	0.35	\$ 100,000.00	\$ 100,000.00	\$ 100,000.00	4/11/2011
204639	303 REG	AG1100878	FIRST FEDERAL BANK OFTHE MIDWEST		4/12/2012	0.35	\$ 100,000.00	\$ 100,000.00	\$ 100,000.00	4/11/2011
204640	303 REG	AG1100886	FIRST FEDERAL BANK OFTHE MIDWEST		4/12/2012	0.35	\$ 100,000.00	\$ 100,000.00	\$ 100,000.00	4/11/2011
204641	303 REG	AG1100894	FIRST FEDERAL BANK OFTHE MIDWEST		4/12/2012	0.35	\$ 100,000.00	\$ 100,000.00	\$ 100,000.00	4/11/2011
204642	303 REG	AG1100902	FIRST FEDERAL BANK OFTHE MIDWEST		4/12/2012	0.35	\$ 50,000.00	\$ 50,000.00	\$ 50,000.00	4/11/2011
204643	303 REG	AG1100910	FIRST FEDERAL BANK OFTHE MIDWEST		4/12/2012	0.35	\$ 100,000.00	\$ 100,000.00	\$ 100,000.00	4/11/2011
204644	303 REG	AG1100928	FIRST FEDERAL BANK OFTHE MIDWEST		4/12/2012	0.35	\$ 35,000.00	\$ 35,000.00	\$ 35,000.00	4/11/2011
204645	303 REG	AG1100936	FIRST FEDERAL BANK OFTHE MIDWEST		4/12/2012	0.35	\$ 100,000.00	\$ 100,000.00	\$ 100,000.00	4/11/2011
204646	303 REG	AG1100944	FIRST FEDERAL BANK OFTHE MIDWEST		4/12/2012	0.35	\$ 100,000.00	\$ 100,000.00	\$ 100,000.00	4/11/2011
204647	303 REG	AG1100951	FIRST FEDERAL BANK OFTHE MIDWEST		4/12/2012	0.35	\$ 75,000.00	\$ 75,000.00	\$ 75,000.00	4/11/2011
204648	303 REG	AG1100969	FIRST FEDERAL BANK OFTHE MIDWEST		4/12/2012	0.35	\$ 85,000.00	\$ 85,000.00	\$ 85,000.00	4/11/2011
204649	303 REG	AG1100977	FIRST FEDERAL BANK OFTHE MIDWEST		4/12/2012		\$ 100,000.00	\$ 100,000.00	\$ 100,000.00	4/11/2011
204650	303 REG	AG1100985	FIRST FEDERAL BANK OFTHE MIDWEST		4/12/2012	0.35	\$ 50,000.00	\$ 50,000.00	\$ 50,000.00	4/11/2011
204548	303 REG	AG1100993	HUNTINGTON NATIONAL BANK, NA		4/12/2012	0.15	\$ 100,000.00	\$ 100,000.00	\$ 100,000.00	4/11/2011
204651	303 REG	AG1101009	FIRST FEDERAL BANK OFTHE MIDWEST		4/12/2012	0.35	\$ 100,000.00	\$ 100,000.00	\$ 100,000.00	4/11/2011
204653	303 REG	AG1101017	FIRST FEDERAL BANK OFTHE MIDWEST		4/12/2012		\$ 60,000.00	\$ 60,000.00	\$ 60,000.00	4/11/2011
204654	303 REG	AG1101025	STATE BANK & TRUST COMPANY		4/12/2012		\$ 100,000.00	\$ 100,000.00	\$ 100,000.00	4/11/2011
204655	303 REG	AG1101033	STATE BANK & TRUST COMPANY		4/12/2012		\$ 40,000.00	\$ 40,000.00	\$ 40,000.00	4/11/2011
204656	303 REG	AG1101041	STATE BANK & TRUST COMPANY		4/12/2012		\$ 100,000.00	\$ 100,000.00	\$ 100,000.00	4/11/2011
204657	303 REG	AG1101058	STATE BANK & TRUST COMPANY		4/12/2012		\$ 100,000.00	\$ 100,000.00	\$ 100,000.00	4/11/2011
204658	303 REG	AG1101066	STATE BANK & TRUST COMPANY		4/12/2012		\$ 70,000.00	\$ 70,000.00	\$ 70,000.00	4/11/2011
204659	303 REG	AG1101074	STATE BANK & TRUST COMPANY		4/12/2012		\$ 100,000.00	\$ 100,000.00	\$ 100,000.00	4/11/2011
204660	303 REG	AG1101082	STATE BANK & TRUST COMPANY		4/12/2012		\$ 100,000.00	\$ 100,000.00	\$ 100,000.00	4/11/2011
204661	303 REG	AG1101090	STATE BANK & TRUST COMPANY		4/12/2012		\$ 10,000.00	\$ 10,000.00	\$ 10,000.00	4/11/2011
204662	303 REG	AG1101108	STATE BANK & TRUST COMPANY		4/12/2012		\$ 100,000.00	\$ 100,000.00	\$ 100,000.00	4/11/2011
204663	303 REG	AG1101116	STATE BANK & TRUST COMPANY		4/12/2012		\$ 100,000.00	\$ 100,000.00	\$ 100,000.00	4/11/2011
204664	303 REG	AG1101124	STATE BANK & TRUST COMPANY		4/12/2012		\$ 45,000.00	\$ 45,000.00	\$ 45,000.00	4/11/2011
204665	303 REG	AG1101132	STATE BANK & TRUST COMPANY		4/12/2012		\$ 100,000.00	\$ 100,000.00	\$ 100,000.00	4/11/2011
204666	303 REG	AG1101140	STATE BANK & TRUST COMPANY		4/12/2012		\$ 100,000.00	\$ 100,000.00	\$ 100,000.00	4/11/2011
204667	303 REG	AG1101157	STATE BANK & TRUST COMPANY		4/12/2012		\$ 80,000.00	\$ 80,000.00	\$ 80,000.00	4/11/2011
204668	303 REG	AG1101165	STATE BANK & TRUST COMPANY		4/12/2012		\$ 100,000.00	\$ 100,000.00	\$ 100,000.00	4/11/2011
204669	303 REG	AG1101173	STATE BANK & TRUST COMPANY		4/12/2012		\$ 100,000.00	\$ 100,000.00	\$ 100,000.00	4/11/2011
204670	303 REG	AG1101181	STATE BANK & TRUST COMPANY		4/12/2012		\$ 85,000.00	\$ 85,000.00	\$ 85,000.00	4/11/2011
204671	303 REG	AG1101199	STATE BANK & TRUST COMPANY		4/12/2012		\$ 100,000.00	\$ 100,000.00	\$ 100,000.00	4/11/2011
204672	303 REG	AG1101207	STATE BANK & TRUST COMPANY		4/12/2012		\$ 100,000.00	\$ 100,000.00	\$ 100,000.00	4/11/2011
204673	303 REG	AG1101215	STATE BANK & TRUST COMPANY		4/12/2012		\$ 60,000.00	\$ 60,000.00	\$ 60,000.00	4/11/2011
204674	303 REG	AG1101223	STATE BANK & TRUST COMPANY		4/12/2012		\$ 100,000.00	\$ 100,000.00	\$ 100,000.00	4/11/2011
204675	303 REG	AG1101231	STATE BANK & TRUST COMPANY		4/12/2012		\$ 100,000.00	\$ 100,000.00	\$ 100,000.00	4/11/2011
204676	303 REG	AG1101249	STATE BANK & TRUST COMPANY		4/12/2012		\$ 100,000.00	\$ 100,000.00	\$ 100,000.00	4/11/2011
204677	303 REG	AG1101256	STATE BANK & TRUST COMPANY		4/12/2012		\$ 100,000.00	\$ 100,000.00	\$ 100,000.00	4/11/2011
204678	303 REG	AG1101264	STATE BANK & TRUST COMPANY		4/12/2012		\$ 90,000.00	\$ 90,000.00	\$ 90,000.00	4/11/2011
204679	303 REG	AG1101272	STATE BANK & TRUST COMPANY		4/12/2012		\$ 35,000.00	\$ 35,000.00	\$ 35,000.00	4/11/2011
204680	303 REG	AG1101280	STATE BANK & TRUST COMPANY		4/12/2012		\$ 100,000.00	\$ 100,000.00	\$ 100,000.00	4/11/2011

PGM: INVS_MONTHEND_INVENTORY
 SOURCE: VisualQED
 MODEL: INVENTORY
 BASIS: SETTLEMENT
 AS-OF: 6/30/2011

JOSH MANDEL
TREASURER, STATE OF OHIO

INVESTMENT INVENTORY
 SETTLED POSITIONS AS OF: 06/30/11

INVT#	FUND	CUSIP	DESCRIPTION	RATE	MATURITY	YIELD	PAR AMOUNT	BOOK VALUE	MARKET VALUE	1ST PUR
204681	303 REG	AG1101298	STATE BANK & TRUST COMPANY		4/12/2012		\$ 100,000.00	\$ 100,000.00	\$ 100,000.00	4/11/2011
204682	303 REG	AG1101306	STATE BANK & TRUST COMPANY		4/12/2012		\$ 100,000.00	\$ 100,000.00	\$ 100,000.00	4/11/2011
204683	303 REG	AG1101314	STATE BANK & TRUST COMPANY		4/12/2012		\$ 25,100.00	\$ 25,100.00	\$ 25,100.00	4/11/2011
204684	303 REG	AG1101322	STATE BANK & TRUST COMPANY		4/12/2012		\$ 100,000.00	\$ 100,000.00	\$ 100,000.00	4/11/2011
204685	303 REG	AG1101330	STATE BANK & TRUST COMPANY		4/12/2012		\$ 30,000.00	\$ 30,000.00	\$ 30,000.00	4/11/2011
204686	303 REG	AG1101348	STATE BANK & TRUST COMPANY		4/12/2012		\$ 30,000.00	\$ 30,000.00	\$ 30,000.00	4/11/2011
204687	303 REG	AG1101355	STATE BANK & TRUST COMPANY		4/12/2012		\$ 75,000.00	\$ 75,000.00	\$ 75,000.00	4/11/2011
204688	303 REG	AG1101363	STATE BANK & TRUST COMPANY		4/12/2012		\$ 100,000.00	\$ 100,000.00	\$ 100,000.00	4/11/2011
204689	303 REG	AG1101371	STATE BANK & TRUST COMPANY		4/12/2012		\$ 100,000.00	\$ 100,000.00	\$ 100,000.00	4/11/2011
204690	303 REG	AG1101389	STATE BANK & TRUST COMPANY		4/12/2012		\$ 75,000.00	\$ 75,000.00	\$ 75,000.00	4/11/2011
204691	303 REG	AG1101397	STATE BANK & TRUST COMPANY		4/12/2012		\$ 100,000.00	\$ 100,000.00	\$ 100,000.00	4/11/2011
204692	303 REG	AG1101405	STATE BANK & TRUST COMPANY		4/12/2012		\$ 100,000.00	\$ 100,000.00	\$ 100,000.00	4/11/2011
204693	303 REG	AG1101413	STATE BANK & TRUST COMPANY		4/12/2012		\$ 100,000.00	\$ 100,000.00	\$ 100,000.00	4/11/2011
204694	303 REG	AG1101421	STATE BANK & TRUST COMPANY		4/12/2012		\$ 25,000.00	\$ 25,000.00	\$ 25,000.00	4/11/2011
204695	303 REG	AG1101439	STATE BANK & TRUST COMPANY		4/12/2012		\$ 40,000.00	\$ 40,000.00	\$ 40,000.00	4/11/2011
204696	303 REG	AG1101447	STATE BANK & TRUST COMPANY		4/12/2012		\$ 100,000.00	\$ 100,000.00	\$ 100,000.00	4/11/2011
204697	303 REG	AG1101454	STATE BANK & TRUST COMPANY		4/12/2012		\$ 100,000.00	\$ 100,000.00	\$ 100,000.00	4/11/2011
204698	303 REG	AG1101462	STATE BANK & TRUST COMPANY		4/12/2012		\$ 100,000.00	\$ 100,000.00	\$ 100,000.00	4/11/2011
204699	303 REG	AG1101470	STATE BANK & TRUST COMPANY		4/12/2012		\$ 100,000.00	\$ 100,000.00	\$ 100,000.00	4/11/2011
204700	303 REG	AG1101488	STATE BANK & TRUST COMPANY		4/12/2012		\$ 20,000.00	\$ 20,000.00	\$ 20,000.00	4/11/2011
204701	303 REG	AG1101496	STATE BANK & TRUST COMPANY		4/12/2012		\$ 50,000.00	\$ 50,000.00	\$ 50,000.00	4/11/2011
204702	303 REG	AG1101504	STATE BANK & TRUST COMPANY		4/12/2012		\$ 25,000.00	\$ 25,000.00	\$ 25,000.00	4/11/2011
204703	303 REG	AG1101512	STATE BANK & TRUST COMPANY		4/12/2012		\$ 100,000.00	\$ 100,000.00	\$ 100,000.00	4/11/2011
204704	303 REG	AG1101520	STATE BANK & TRUST COMPANY		4/12/2012		\$ 35,000.00	\$ 35,000.00	\$ 35,000.00	4/11/2011
204705	303 REG	AG1101538	STATE BANK & TRUST COMPANY		4/12/2012		\$ 100,000.00	\$ 100,000.00	\$ 100,000.00	4/11/2011
204706	303 REG	AG1101546	STATE BANK & TRUST COMPANY		4/12/2012		\$ 40,000.00	\$ 40,000.00	\$ 40,000.00	4/11/2011
204707	303 REG	AG1101553	STATE BANK & TRUST COMPANY		4/12/2012		\$ 50,000.00	\$ 50,000.00	\$ 50,000.00	4/11/2011
204708	303 REG	AG1101561	STATE BANK & TRUST COMPANY		4/12/2012		\$ 100,000.00	\$ 100,000.00	\$ 100,000.00	4/11/2011
204709	303 REG	AG1101579	Security NB & Trust, div Park NB		4/12/2012		\$ 70,000.00	\$ 70,000.00	\$ 70,000.00	4/11/2011
204710	303 REG	AG1101587	Security NB & Trust, div Park NB		4/12/2012		\$ 100,000.00	\$ 100,000.00	\$ 100,000.00	4/11/2011
204711	303 REG	AG1101595	Security NB & Trust, div Park NB		4/12/2012		\$ 100,000.00	\$ 100,000.00	\$ 100,000.00	4/11/2011
204712	303 REG	AG1101603	Security NB & Trust, div Park NB		4/12/2012		\$ 80,150.00	\$ 80,150.00	\$ 80,150.00	4/11/2011
204713	303 REG	AG1101611	Security NB & Trust, div Park NB		4/12/2012		\$ 50,000.00	\$ 50,000.00	\$ 50,000.00	4/11/2011
204714	303 REG	AG1101629	Security NB & Trust, div Park NB		4/12/2012		\$ 50,000.00	\$ 50,000.00	\$ 50,000.00	4/11/2011
204715	303 REG	AG1101637	Security NB & Trust, div Park NB		4/12/2012		\$ 100,000.00	\$ 100,000.00	\$ 100,000.00	4/11/2011
204716	303 REG	AG1101645	Security NB & Trust, div Park NB		4/12/2012		\$ 100,000.00	\$ 100,000.00	\$ 100,000.00	4/11/2011
204717	303 REG	AG1101652	Security NB & Trust, div Park NB		4/12/2012		\$ 100,000.00	\$ 100,000.00	\$ 100,000.00	4/11/2011
204718	303 REG	AG1101660	Security NB & Trust, div Park NB		4/12/2012		\$ 100,000.00	\$ 100,000.00	\$ 100,000.00	4/11/2011
204719	303 REG	AG1101678	Security NB & Trust, div Park NB		4/12/2012		\$ 100,000.00	\$ 100,000.00	\$ 100,000.00	4/11/2011
204720	303 REG	AG1101686	Security NB & Trust, div Park NB		4/12/2012		\$ 60,000.00	\$ 60,000.00	\$ 60,000.00	4/11/2011
204721	303 REG	AG1101694	Security NB & Trust, div Park NB		4/12/2012		\$ 100,000.00	\$ 100,000.00	\$ 100,000.00	4/11/2011
204722	303 REG	AG1101702	Security NB & Trust, div Park NB		4/12/2012		\$ 100,000.00	\$ 100,000.00	\$ 100,000.00	4/11/2011
204723	303 REG	AG1101710	Security NB & Trust, div Park NB		4/12/2012		\$ 100,000.00	\$ 100,000.00	\$ 100,000.00	4/11/2011
204724	303 REG	AG1101728	Security NB & Trust, div Park NB		4/12/2012		\$ 60,000.00	\$ 60,000.00	\$ 60,000.00	4/11/2011
204725	303 REG	AG1101736	Security NB & Trust, div Park NB		4/12/2012		\$ 100,000.00	\$ 100,000.00	\$ 100,000.00	4/11/2011
204726	303 REG	AG1101744	Security NB & Trust, div Park NB		4/12/2012		\$ 100,000.00	\$ 100,000.00	\$ 100,000.00	4/11/2011
204727	303 REG	AG1101751	Security NB & Trust, div Park NB		4/12/2012		\$ 80,000.00	\$ 80,000.00	\$ 80,000.00	4/11/2011
204728	303 REG	AG1101769	Security NB & Trust, div Park NB		4/12/2012		\$ 100,000.00	\$ 100,000.00	\$ 100,000.00	4/11/2011
204729	303 REG	AG1101777	Security NB & Trust, div Park NB		4/12/2012		\$ 20,000.00	\$ 20,000.00	\$ 20,000.00	4/11/2011
204730	303 REG	AG1101785	Security NB & Trust, div Park NB		4/12/2012		\$ 100,000.00	\$ 100,000.00	\$ 100,000.00	4/11/2011
204731	303 REG	AG1101793	Security NB & Trust, div Park NB		4/12/2012		\$ 100,000.00	\$ 100,000.00	\$ 100,000.00	4/11/2011
204732	303 REG	AG1101801	Security NB & Trust, div Park NB		4/12/2012		\$ 100,000.00	\$ 100,000.00	\$ 100,000.00	4/11/2011
204733	303 REG	AG1101819	Security NB & Trust, div Park NB		4/12/2012		\$ 100,000.00	\$ 100,000.00	\$ 100,000.00	4/11/2011
204734	303 REG	AG1101827	Security NB & Trust, div Park NB		4/12/2012		\$ 65,000.00	\$ 65,000.00	\$ 65,000.00	4/11/2011
204735	303 REG	AG1101835	Security NB & Trust, div Park NB		4/12/2012		\$ 100,000.00	\$ 100,000.00	\$ 100,000.00	4/11/2011
204736	303 REG	AG1101843	Security NB & Trust, div Park NB		4/12/2012		\$ 100,000.00	\$ 100,000.00	\$ 100,000.00	4/11/2011
204737	303 REG	AG1101850	Security NB & Trust, div Park NB		4/12/2012		\$ 100,000.00	\$ 100,000.00	\$ 100,000.00	4/11/2011

PGM: INVS_MONTHEND_INVENTORY
 SOURCE: VisualQED
 MODEL: INVENTORY
 BASIS: SETTLEMENT
 AS-OF: 6/30/2011

**JOSH MANDEL
 TREASURER, STATE OF OHIO**

INVESTMENT INVENTORY
 SETTLED POSITIONS AS OF: 06/30/11

INVS#	FUND	CUSIP	DESCRIPTION	RATE	MATURITY	YIELD	PAR AMOUNT	BOOK VALUE	MARKET VALUE	1ST PUR
204738	303 REG	AG1101868	Security NB & Trust, div Park NB		4/12/2012		\$ 100,000.00	\$ 100,000.00	\$ 100,000.00	4/11/2011
204739	303 REG	AG1101876	Security NB & Trust, div Park NB		4/12/2012		\$ 20,000.00	\$ 20,000.00	\$ 20,000.00	4/11/2011
204740	303 REG	AG1101884	Security NB & Trust, div Park NB		4/12/2012		\$ 100,000.00	\$ 100,000.00	\$ 100,000.00	4/11/2011
204741	303 REG	AG1101892	Security NB & Trust, div Park NB		4/12/2012		\$ 100,000.00	\$ 100,000.00	\$ 100,000.00	4/11/2011
204759	303 REG	AG1101900	Security NB & Trust, div Park NB		4/12/2012		\$ 100,000.00	\$ 100,000.00	\$ 100,000.00	4/11/2011
204760	303 REG	AG1101918	Security NB & Trust, div Park NB		4/12/2012		\$ 50,000.00	\$ 50,000.00	\$ 50,000.00	4/11/2011
204762	303 REG	AG1101926	Security NB & Trust, div Park NB		4/12/2012		\$ 100,000.00	\$ 100,000.00	\$ 100,000.00	4/11/2011
204763	303 REG	AG1101934	Security NB & Trust, div Park NB		4/12/2012		\$ 100,000.00	\$ 100,000.00	\$ 100,000.00	4/11/2011
204764	303 REG	AG1101942	Security NB & Trust, div Park NB		4/12/2012		\$ 50,000.00	\$ 50,000.00	\$ 50,000.00	4/11/2011
204765	303 REG	AG1101959	Security NB & Trust, div Park NB		4/12/2012		\$ 100,000.00	\$ 100,000.00	\$ 100,000.00	4/11/2011
204766	303 REG	AG1101967	Security NB & Trust, div Park NB		4/12/2012		\$ 100,000.00	\$ 100,000.00	\$ 100,000.00	4/11/2011
204767	303 REG	AG1101975	Security NB & Trust, div Park NB		4/12/2012		\$ 40,000.00	\$ 40,000.00	\$ 40,000.00	4/11/2011
204768	303 REG	AG1101983	Security NB & Trust, div Park NB		4/12/2012		\$ 60,000.00	\$ 60,000.00	\$ 60,000.00	4/11/2011
204758	303 REG	AG1101991	Security NB & Trust, div Park NB		4/12/2012		\$ 100,000.00	\$ 100,000.00	\$ 100,000.00	4/11/2011
205113	303 REG	AG1102007	Security NB & Trust, div Park NB		4/12/2012		\$ 100,000.00	\$ 100,000.00	\$ 100,000.00	4/11/2011
205114	303 REG	AG1102015	Security NB & Trust, div Park NB		4/12/2012		\$ 100,000.00	\$ 100,000.00	\$ 100,000.00	4/11/2011
205115	303 REG	AG1102023	Security NB & Trust, div Park NB		4/12/2012		\$ 100,000.00	\$ 100,000.00	\$ 100,000.00	4/11/2011
204742	303 REG	AG1102031	FORT JENNINGS STATE BANK		4/12/2012		\$ 100,000.00	\$ 100,000.00	\$ 100,000.00	4/11/2011
204743	303 REG	AG1102049	FORT JENNINGS STATE BANK		4/12/2012		\$ 100,000.00	\$ 100,000.00	\$ 100,000.00	4/11/2011
204744	303 REG	AG1102056	FORT JENNINGS STATE BANK		4/12/2012		\$ 90,000.00	\$ 90,000.00	\$ 90,000.00	4/11/2011
204745	303 REG	AG1102064	FORT JENNINGS STATE BANK		4/12/2012		\$ 100,000.00	\$ 100,000.00	\$ 100,000.00	4/11/2011
204746	303 REG	AG1102072	FORT JENNINGS STATE BANK		4/12/2012		\$ 50,000.00	\$ 50,000.00	\$ 50,000.00	4/11/2011
204747	303 REG	AG1102080	FORT JENNINGS STATE BANK		4/12/2012		\$ 100,000.00	\$ 100,000.00	\$ 100,000.00	4/11/2011
204748	303 REG	AG1102098	FORT JENNINGS STATE BANK		4/12/2012		\$ 100,000.00	\$ 100,000.00	\$ 100,000.00	4/11/2011
204749	303 REG	AG1102106	FORT JENNINGS STATE BANK		4/12/2012		\$ 40,000.00	\$ 40,000.00	\$ 40,000.00	4/11/2011
204750	303 REG	AG1102114	FORT JENNINGS STATE BANK		4/12/2012		\$ 100,000.00	\$ 100,000.00	\$ 100,000.00	4/11/2011
204751	303 REG	AG1102122	FORT JENNINGS STATE BANK		4/12/2012		\$ 100,000.00	\$ 100,000.00	\$ 100,000.00	4/11/2011
204752	303 REG	AG1102130	FORT JENNINGS STATE BANK		4/12/2012		\$ 100,000.00	\$ 100,000.00	\$ 100,000.00	4/11/2011
204753	303 REG	AG1102148	FORT JENNINGS STATE BANK		4/12/2012		\$ 100,000.00	\$ 100,000.00	\$ 100,000.00	4/11/2011
204754	303 REG	AG1102155	FORT JENNINGS STATE BANK		4/12/2012		\$ 100,000.00	\$ 100,000.00	\$ 100,000.00	4/11/2011
204755	303 REG	AG1102163	FORT JENNINGS STATE BANK		4/12/2012		\$ 100,000.00	\$ 100,000.00	\$ 100,000.00	4/11/2011
204756	303 REG	AG1102171	FORT JENNINGS STATE BANK		4/12/2012		\$ 85,000.00	\$ 85,000.00	\$ 85,000.00	4/11/2011
204757	303 REG	AG1102189	FORT JENNINGS STATE BANK		4/12/2012		\$ 100,000.00	\$ 100,000.00	\$ 100,000.00	4/11/2011
204769	303 REG	AG1102197	METAMORA STATE BANK		4/12/2012		\$ 100,000.00	\$ 100,000.00	\$ 100,000.00	4/11/2011
204770	303 REG	AG1102205	METAMORA STATE BANK		4/12/2012		\$ 35,000.00	\$ 35,000.00	\$ 35,000.00	4/11/2011
204771	303 REG	AG1102213	METAMORA STATE BANK		4/12/2012		\$ 100,000.00	\$ 100,000.00	\$ 100,000.00	4/11/2011
204772	303 REG	AG1102221	METAMORA STATE BANK		4/12/2012		\$ 100,000.00	\$ 100,000.00	\$ 100,000.00	4/11/2011
204773	303 REG	AG1102239	METAMORA STATE BANK		4/12/2012		\$ 100,000.00	\$ 100,000.00	\$ 100,000.00	4/11/2011
204774	303 REG	AG1102247	METAMORA STATE BANK		4/12/2012		\$ 60,000.00	\$ 60,000.00	\$ 60,000.00	4/11/2011
204775	303 REG	AG1102254	METAMORA STATE BANK		4/12/2012		\$ 100,000.00	\$ 100,000.00	\$ 100,000.00	4/11/2011
204776	303 REG	AG1102262	METAMORA STATE BANK		4/12/2012		\$ 100,000.00	\$ 100,000.00	\$ 100,000.00	4/11/2011
204777	303 REG	AG1102270	METAMORA STATE BANK		4/12/2012		\$ 100,000.00	\$ 100,000.00	\$ 100,000.00	4/11/2011
204778	303 REG	AG1102288	METAMORA STATE BANK		4/12/2012		\$ 100,000.00	\$ 100,000.00	\$ 100,000.00	4/11/2011
204779	303 REG	AG1102296	METAMORA STATE BANK		4/12/2012		\$ 100,000.00	\$ 100,000.00	\$ 100,000.00	4/11/2011
204780	303 REG	AG1102304	METAMORA STATE BANK		4/12/2012		\$ 80,000.00	\$ 80,000.00	\$ 80,000.00	4/11/2011
204781	303 REG	AG1102312	HUNTINGTON NATIONAL BANK, NA		4/12/2012		\$ 100,000.00	\$ 100,000.00	\$ 100,000.00	4/11/2011
204782	303 REG	AG1102320	HUNTINGTON NATIONAL BANK, NA		4/12/2012		\$ 100,000.00	\$ 100,000.00	\$ 100,000.00	4/11/2011
204783	303 REG	AG1102338	HUNTINGTON NATIONAL BANK, NA		4/12/2012		\$ 100,000.00	\$ 100,000.00	\$ 100,000.00	4/11/2011
204784	303 REG	AG1102346	HUNTINGTON NATIONAL BANK, NA		4/12/2012		\$ 100,000.00	\$ 100,000.00	\$ 100,000.00	4/11/2011
204785	303 REG	AG1102353	HUNTINGTON NATIONAL BANK, NA		4/12/2012		\$ 100,000.00	\$ 100,000.00	\$ 100,000.00	4/11/2011
204786	303 REG	AG1102361	HUNTINGTON NATIONAL BANK, NA		4/12/2012		\$ 50,000.00	\$ 50,000.00	\$ 50,000.00	4/11/2011
204787	303 REG	AG1102379	HUNTINGTON NATIONAL BANK, NA		4/12/2012		\$ 90,000.00	\$ 90,000.00	\$ 90,000.00	4/11/2011
204788	303 REG	AG1102387	HUNTINGTON NATIONAL BANK, NA		4/12/2012		\$ 100,000.00	\$ 100,000.00	\$ 100,000.00	4/11/2011
204789	303 REG	AG1102395	HUNTINGTON NATIONAL BANK, NA		4/12/2012		\$ 100,000.00	\$ 100,000.00	\$ 100,000.00	4/11/2011
204790	303 REG	AG1102403	HUNTINGTON NATIONAL BANK, NA		4/12/2012		\$ 100,000.00	\$ 100,000.00	\$ 100,000.00	4/11/2011
204791	303 REG	AG1102411	HUNTINGTON NATIONAL BANK, NA		4/12/2012		\$ 100,000.00	\$ 100,000.00	\$ 100,000.00	4/11/2011
204792	303 REG	AG1102429	HUNTINGTON NATIONAL BANK, NA		4/12/2012		\$ 100,000.00	\$ 100,000.00	\$ 100,000.00	4/11/2011

PGM: INVS_MONTHEND_INVENTORY
 SOURCE: VisualQED
 MODEL: INVENTORY
 BASIS: SETTLEMENT
 AS-OF: 6/30/2011

JOSH MANDEL
TREASURER, STATE OF OHIO

INVESTMENT INVENTORY
 SETTLED POSITIONS AS OF: 06/30/11

INVT#	FUND	CUSIP	DESCRIPTION	RATE	MATURITY	YIELD	PAR AMOUNT	BOOK VALUE	MARKET VALUE	1ST PUR
204793	303 REG	AG1102437	HUNTINGTON NATIONAL BANK, NA		4/12/2012		\$ 100,000.00	\$ 100,000.00	\$ 100,000.00	4/11/2011
204794	303 REG	AG1102445	HUNTINGTON NATIONAL BANK, NA		4/12/2012		\$ 100,000.00	\$ 100,000.00	\$ 100,000.00	4/11/2011
204795	303 REG	AG1102452	HUNTINGTON NATIONAL BANK, NA		4/12/2012		\$ 25,000.00	\$ 25,000.00	\$ 25,000.00	4/11/2011
204796	303 REG	AG1102460	HUNTINGTON NATIONAL BANK, NA		4/12/2012		\$ 75,000.00	\$ 75,000.00	\$ 75,000.00	4/11/2011
204797	303 REG	AG1102478	HUNTINGTON NATIONAL BANK, NA		4/12/2012		\$ 50,000.00	\$ 50,000.00	\$ 50,000.00	4/11/2011
204798	303 REG	AG1102486	HUNTINGTON NATIONAL BANK, NA		4/12/2012		\$ 100,000.00	\$ 100,000.00	\$ 100,000.00	4/11/2011
204799	303 REG	AG1102494	HUNTINGTON NATIONAL BANK, NA		4/12/2012		\$ 100,000.00	\$ 100,000.00	\$ 100,000.00	4/11/2011
204800	303 REG	AG1102502	HUNTINGTON NATIONAL BANK, NA		4/12/2012		\$ 100,000.00	\$ 100,000.00	\$ 100,000.00	4/11/2011
204801	303 REG	AG1102510	HUNTINGTON NATIONAL BANK, NA		4/12/2012		\$ 100,000.00	\$ 100,000.00	\$ 100,000.00	4/11/2011
204802	303 REG	AG1102528	HUNTINGTON NATIONAL BANK, NA		4/12/2012		\$ 100,000.00	\$ 100,000.00	\$ 100,000.00	4/11/2011
204803	303 REG	AG1102536	HUNTINGTON NATIONAL BANK, NA		4/12/2012		\$ 100,000.00	\$ 100,000.00	\$ 100,000.00	4/11/2011
204804	303 REG	AG1102544	HUNTINGTON NATIONAL BANK, NA		4/12/2012		\$ 100,000.00	\$ 100,000.00	\$ 100,000.00	4/11/2011
204805	303 REG	AG1102551	HUNTINGTON NATIONAL BANK, NA		4/12/2012		\$ 80,000.00	\$ 80,000.00	\$ 80,000.00	4/11/2011
204806	303 REG	AG1102569	HUNTINGTON NATIONAL BANK, NA		4/12/2012		\$ 100,000.00	\$ 100,000.00	\$ 100,000.00	4/11/2011
204807	303 REG	AG1102577	HUNTINGTON NATIONAL BANK, NA		4/12/2012		\$ 100,000.00	\$ 100,000.00	\$ 100,000.00	4/11/2011
204808	303 REG	AG1102585	HUNTINGTON NATIONAL BANK, NA		4/12/2012		\$ 100,000.00	\$ 100,000.00	\$ 100,000.00	4/11/2011
204809	303 REG	AG1102593	HUNTINGTON NATIONAL BANK, NA		4/12/2012		\$ 100,000.00	\$ 100,000.00	\$ 100,000.00	4/11/2011
204810	303 REG	AG1102601	HUNTINGTON NATIONAL BANK, NA		4/12/2012		\$ 100,000.00	\$ 100,000.00	\$ 100,000.00	4/11/2011
204811	303 REG	AG1102619	HUNTINGTON NATIONAL BANK, NA		4/12/2012		\$ 100,000.00	\$ 100,000.00	\$ 100,000.00	4/11/2011
204812	303 REG	AG1102627	HUNTINGTON NATIONAL BANK, NA		4/12/2012		\$ 100,000.00	\$ 100,000.00	\$ 100,000.00	4/11/2011
204813	303 REG	AG1102635	HUNTINGTON NATIONAL BANK, NA		4/12/2012		\$ 100,000.00	\$ 100,000.00	\$ 100,000.00	4/11/2011
204814	303 REG	AG1102643	HUNTINGTON NATIONAL BANK, NA		4/12/2012		\$ 100,000.00	\$ 100,000.00	\$ 100,000.00	4/11/2011
204815	303 REG	AG1102650	HUNTINGTON NATIONAL BANK, NA		4/12/2012		\$ 100,000.00	\$ 100,000.00	\$ 100,000.00	4/11/2011
204816	303 REG	AG1102668	HUNTINGTON NATIONAL BANK, NA		4/12/2012		\$ 45,000.00	\$ 45,000.00	\$ 45,000.00	4/11/2011
204817	303 REG	AG1102676	HUNTINGTON NATIONAL BANK, NA		4/12/2012		\$ 100,000.00	\$ 100,000.00	\$ 100,000.00	4/11/2011
204818	303 REG	AG1102684	HUNTINGTON NATIONAL BANK, NA		4/12/2012		\$ 100,000.00	\$ 100,000.00	\$ 100,000.00	4/11/2011
204819	303 REG	AG1102692	HUNTINGTON NATIONAL BANK, NA		4/12/2012		\$ 80,000.00	\$ 80,000.00	\$ 80,000.00	4/11/2011
204820	303 REG	AG1102700	HUNTINGTON NATIONAL BANK, NA		4/12/2012		\$ 100,000.00	\$ 100,000.00	\$ 100,000.00	4/11/2011
204821	303 REG	AG1102718	HUNTINGTON NATIONAL BANK, NA		4/12/2012		\$ 100,000.00	\$ 100,000.00	\$ 100,000.00	4/11/2011
204822	303 REG	AG1102726	HUNTINGTON NATIONAL BANK, NA		4/12/2012		\$ 100,000.00	\$ 100,000.00	\$ 100,000.00	4/11/2011
204823	303 REG	AG1102734	HUNTINGTON NATIONAL BANK, NA		4/12/2012		\$ 100,000.00	\$ 100,000.00	\$ 100,000.00	4/11/2011
204824	303 REG	AG1102742	HUNTINGTON NATIONAL BANK, NA		4/12/2012		\$ 100,000.00	\$ 100,000.00	\$ 100,000.00	4/11/2011
204825	303 REG	AG1102759	HUNTINGTON NATIONAL BANK, NA		4/12/2012		\$ 100,000.00	\$ 100,000.00	\$ 100,000.00	4/11/2011
204826	303 REG	AG1102767	HUNTINGTON NATIONAL BANK, NA		4/12/2012		\$ 100,000.00	\$ 100,000.00	\$ 100,000.00	4/11/2011
204827	303 REG	AG1102775	HUNTINGTON NATIONAL BANK, NA		4/12/2012		\$ 100,000.00	\$ 100,000.00	\$ 100,000.00	4/11/2011
204848	303 REG	AG1102783	HUNTINGTON NATIONAL BANK, NA		4/12/2012		\$ 100,000.00	\$ 100,000.00	\$ 100,000.00	4/12/2011
204849	303 REG	AG1102791	HUNTINGTON NATIONAL BANK, NA		4/12/2012		\$ 100,000.00	\$ 100,000.00	\$ 100,000.00	4/12/2011
204850	303 REG	AG1102809	HUNTINGTON NATIONAL BANK, NA		4/12/2012		\$ 100,000.00	\$ 100,000.00	\$ 100,000.00	4/12/2011
204851	303 REG	AG1102817	HUNTINGTON NATIONAL BANK, NA		4/12/2012		\$ 100,000.00	\$ 100,000.00	\$ 100,000.00	4/12/2011
204852	303 REG	AG1102825	HUNTINGTON NATIONAL BANK, NA		4/12/2012		\$ 100,000.00	\$ 100,000.00	\$ 100,000.00	4/12/2011
204853	303 REG	AG1102833	HUNTINGTON NATIONAL BANK, NA		4/12/2012		\$ 100,000.00	\$ 100,000.00	\$ 100,000.00	4/12/2011
204854	303 REG	AG1102841	HUNTINGTON NATIONAL BANK, NA		4/12/2012		\$ 85,000.00	\$ 85,000.00	\$ 85,000.00	4/12/2011
204855	303 REG	AG1102858	HUNTINGTON NATIONAL BANK, NA		4/12/2012		\$ 100,000.00	\$ 100,000.00	\$ 100,000.00	4/12/2011
204856	303 REG	AG1102866	HUNTINGTON NATIONAL BANK, NA		4/12/2012		\$ 80,000.00	\$ 80,000.00	\$ 80,000.00	4/12/2011
204857	303 REG	AG1102874	HUNTINGTON NATIONAL BANK, NA		4/12/2012		\$ 100,000.00	\$ 100,000.00	\$ 100,000.00	4/12/2011
204858	303 REG	AG1102882	HUNTINGTON NATIONAL BANK, NA		4/12/2012		\$ 100,000.00	\$ 100,000.00	\$ 100,000.00	4/12/2011
204860	303 REG	AG1102890	HUNTINGTON NATIONAL BANK, NA		4/12/2012		\$ 100,000.00	\$ 100,000.00	\$ 100,000.00	4/12/2011
204859	303 REG	AG1102908	HUNTINGTON NATIONAL BANK, NA		4/12/2012		\$ 100,000.00	\$ 100,000.00	\$ 100,000.00	4/12/2011
204862	303 REG	AG1102916	HUNTINGTON NATIONAL BANK, NA		4/12/2012		\$ 100,000.00	\$ 100,000.00	\$ 100,000.00	4/12/2011
204863	303 REG	AG1102924	HUNTINGTON NATIONAL BANK, NA		4/12/2012		\$ 100,000.00	\$ 100,000.00	\$ 100,000.00	4/12/2011
204864	303 REG	AG1102932	HUNTINGTON NATIONAL BANK, NA		4/12/2012		\$ 100,000.00	\$ 100,000.00	\$ 100,000.00	4/12/2011
204865	303 REG	AG1102940	HUNTINGTON NATIONAL BANK, NA		4/12/2012		\$ 100,000.00	\$ 100,000.00	\$ 100,000.00	4/12/2011
204866	303 REG	AG1102957	HUNTINGTON NATIONAL BANK, NA		4/12/2012		\$ 100,000.00	\$ 100,000.00	\$ 100,000.00	4/12/2011
204867	303 REG	AG1102965	HUNTINGTON NATIONAL BANK, NA		4/12/2012		\$ 100,000.00	\$ 100,000.00	\$ 100,000.00	4/12/2011
204868	303 REG	AG1102973	HUNTINGTON NATIONAL BANK, NA		4/12/2012		\$ 100,000.00	\$ 100,000.00	\$ 100,000.00	4/12/2011
204869	303 REG	AG1102981	HUNTINGTON NATIONAL BANK, NA		4/12/2012		\$ 100,000.00	\$ 100,000.00	\$ 100,000.00	4/12/2011
204870	303 REG	AG1102999	HUNTINGTON NATIONAL BANK, NA		4/12/2012		\$ 40,000.00	\$ 40,000.00	\$ 40,000.00	4/12/2011

PGM: INVS_MONTHEND_INVENTORY
 SOURCE: VisualQED
 MODEL: INVENTORY
 BASIS: SETTLEMENT
 AS-OF: 6/30/2011

**JOSH MANDEL
 TREASURER, STATE OF OHIO**

INVESTMENT INVENTORY
 SETTLED POSITIONS AS OF: 06/30/11

INVT#	FUND	CUSIP	DESCRIPTION	RATE	MATURITY	YIELD	PAR AMOUNT	BOOK VALUE	MARKET VALUE	1ST PUR
204871	303 REG	AG1103005	HUNTINGTON NATIONAL BANK, NA		4/12/2012		\$ 100,000.00	\$ 100,000.00	\$ 100,000.00	4/12/2011
204872	303 REG	AG1103013	HUNTINGTON NATIONAL BANK, NA		4/12/2012		\$ 100,000.00	\$ 100,000.00	\$ 100,000.00	4/12/2011
204875	303 REG	AG1103021	HUNTINGTON NATIONAL BANK, NA		4/12/2012		\$ 100,000.00	\$ 100,000.00	\$ 100,000.00	4/12/2011
204873	303 REG	AG1103039	HUNTINGTON NATIONAL BANK, NA		4/12/2012		\$ 100,000.00	\$ 100,000.00	\$ 100,000.00	4/12/2011
204874	303 REG	AG1103047	HUNTINGTON NATIONAL BANK, NA		4/12/2012		\$ 100,000.00	\$ 100,000.00	\$ 100,000.00	4/12/2011
204876	303 REG	AG1103054	HUNTINGTON NATIONAL BANK, NA		4/12/2012		\$ 30,000.00	\$ 30,000.00	\$ 30,000.00	4/12/2011
204877	303 REG	AG1103062	HUNTINGTON NATIONAL BANK, NA		4/12/2012		\$ 100,000.00	\$ 100,000.00	\$ 100,000.00	4/12/2011
204880	303 REG	AG1103070	KINGSTON NATIONAL BANK		4/12/2012		\$ 65,000.00	\$ 65,000.00	\$ 65,000.00	4/12/2011
204881	303 REG	AG1103088	KINGSTON NATIONAL BANK		4/12/2012		\$ 100,000.00	\$ 100,000.00	\$ 100,000.00	4/12/2011
204882	303 REG	AG1103096	KINGSTON NATIONAL BANK		4/12/2012		\$ 100,000.00	\$ 100,000.00	\$ 100,000.00	4/12/2011
204883	303 REG	AG1103104	KINGSTON NATIONAL BANK		4/12/2012		\$ 40,000.00	\$ 40,000.00	\$ 40,000.00	4/12/2011
204884	303 REG	AG1103112	KINGSTON NATIONAL BANK		4/12/2012		\$ 50,000.00	\$ 50,000.00	\$ 50,000.00	4/12/2011
204885	303 REG	AG1103120	KINGSTON NATIONAL BANK		4/12/2012		\$ 100,000.00	\$ 100,000.00	\$ 100,000.00	4/12/2011
204886	303 REG	AG1103138	KINGSTON NATIONAL BANK		4/12/2012		\$ 100,000.00	\$ 100,000.00	\$ 100,000.00	4/12/2011
204887	303 REG	AG1103146	KINGSTON NATIONAL BANK		4/12/2012		\$ 100,000.00	\$ 100,000.00	\$ 100,000.00	4/12/2011
204888	303 REG	AG1103153	KINGSTON NATIONAL BANK		4/12/2012		\$ 100,000.00	\$ 100,000.00	\$ 100,000.00	4/12/2011
204889	303 REG	AG1103161	KINGSTON NATIONAL BANK		4/12/2012		\$ 100,000.00	\$ 100,000.00	\$ 100,000.00	4/12/2011
204890	303 REG	AG1103179	KINGSTON NATIONAL BANK		4/12/2012		\$ 100,000.00	\$ 100,000.00	\$ 100,000.00	4/12/2011
204891	303 REG	AG1103187	KINGSTON NATIONAL BANK		4/12/2012		\$ 100,000.00	\$ 100,000.00	\$ 100,000.00	4/12/2011
204892	303 REG	AG1103195	KINGSTON NATIONAL BANK		4/12/2012		\$ 40,000.00	\$ 40,000.00	\$ 40,000.00	4/12/2011
204893	303 REG	AG1103203	KINGSTON NATIONAL BANK		4/12/2012		\$ 3,500.00	\$ 3,500.00	\$ 3,500.00	4/12/2011
204894	303 REG	AG1103211	KINGSTON NATIONAL BANK		4/12/2012		\$ 100,000.00	\$ 100,000.00	\$ 100,000.00	4/12/2011
204895	303 REG	AG1103229	KINGSTON NATIONAL BANK		4/12/2012		\$ 100,000.00	\$ 100,000.00	\$ 100,000.00	4/12/2011
204896	303 REG	AG1103237	KINGSTON NATIONAL BANK		4/12/2012		\$ 100,000.00	\$ 100,000.00	\$ 100,000.00	4/12/2011
204897	303 REG	AG1103245	KINGSTON NATIONAL BANK		4/12/2012		\$ 100,000.00	\$ 100,000.00	\$ 100,000.00	4/12/2011
204898	303 REG	AG1103252	KINGSTON NATIONAL BANK		4/12/2012		\$ 100,000.00	\$ 100,000.00	\$ 100,000.00	4/12/2011
204899	303 REG	AG1103260	KINGSTON NATIONAL BANK		4/12/2012		\$ 10,000.00	\$ 10,000.00	\$ 10,000.00	4/12/2011
204900	303 REG	AG1103278	KINGSTON NATIONAL BANK		4/12/2012		\$ 100,000.00	\$ 100,000.00	\$ 100,000.00	4/12/2011
204901	303 REG	AG1103286	KINGSTON NATIONAL BANK		4/12/2012		\$ 100,000.00	\$ 100,000.00	\$ 100,000.00	4/12/2011
204902	303 REG	AG1103294	KINGSTON NATIONAL BANK		4/12/2012		\$ 100,000.00	\$ 100,000.00	\$ 100,000.00	4/12/2011
204903	303 REG	AG1103302	KINGSTON NATIONAL BANK		4/12/2012		\$ 20,200.00	\$ 20,200.00	\$ 20,200.00	4/12/2011
204904	303 REG	AG1103310	KINGSTON NATIONAL BANK		4/12/2012		\$ 90,000.00	\$ 90,000.00	\$ 90,000.00	4/12/2011
204905	303 REG	AG1103328	KINGSTON NATIONAL BANK		4/12/2012		\$ 100,000.00	\$ 100,000.00	\$ 100,000.00	4/12/2011
204906	303 REG	AG1103336	KINGSTON NATIONAL BANK		4/12/2012		\$ 100,000.00	\$ 100,000.00	\$ 100,000.00	4/12/2011
204907	303 REG	AG1103344	KINGSTON NATIONAL BANK		4/12/2012		\$ 100,000.00	\$ 100,000.00	\$ 100,000.00	4/12/2011
204908	303 REG	AG1103351	KINGSTON NATIONAL BANK		4/12/2012		\$ 75,000.00	\$ 75,000.00	\$ 75,000.00	4/12/2011
204909	303 REG	AG1103369	KINGSTON NATIONAL BANK		4/12/2012		\$ 100,000.00	\$ 100,000.00	\$ 100,000.00	4/12/2011
204910	303 REG	AG1103377	KINGSTON NATIONAL BANK		4/12/2012		\$ 100,000.00	\$ 100,000.00	\$ 100,000.00	4/12/2011
204911	303 REG	AG1103385	KINGSTON NATIONAL BANK		4/12/2012		\$ 35,150.00	\$ 35,150.00	\$ 35,150.00	4/12/2011
204912	303 REG	AG1103393	KINGSTON NATIONAL BANK		4/12/2012		\$ 50,000.00	\$ 50,000.00	\$ 50,000.00	4/12/2011
204913	303 REG	AG1103401	KINGSTON NATIONAL BANK		4/12/2012		\$ 50,000.00	\$ 50,000.00	\$ 50,000.00	4/12/2011
204914	303 REG	AG1103419	KINGSTON NATIONAL BANK		4/12/2012		\$ 100,000.00	\$ 100,000.00	\$ 100,000.00	4/12/2011
204950	303 REG	AG1103427	CITIZENS NATIONAL BANK, CHILLICO		4/12/2012		\$ 100,000.00	\$ 100,000.00	\$ 100,000.00	4/12/2011
204951	303 REG	AG1103435	CITIZENS NATIONAL BANK, CHILLICO		4/12/2012		\$ 35,000.00	\$ 35,000.00	\$ 35,000.00	4/12/2011
204952	303 REG	AG1103443	CITIZENS BANK OF ASHVILLE		4/12/2012		\$ 100,000.00	\$ 100,000.00	\$ 100,000.00	4/12/2011
204953	303 REG	AG1103450	CITIZENS BANK OF ASHVILLE		4/12/2012		\$ 100,000.00	\$ 100,000.00	\$ 100,000.00	4/12/2011
204954	303 REG	AG1103468	CITIZENS BANK OF ASHVILLE		4/12/2012		\$ 100,000.00	\$ 100,000.00	\$ 100,000.00	4/12/2011
204955	303 REG	AG1103476	CITIZENS BANK OF ASHVILLE		4/12/2012		\$ 100,000.00	\$ 100,000.00	\$ 100,000.00	4/12/2011
204956	303 REG	AG1103484	FORT JENNINGS STATE BANK		4/12/2012		\$ 45,000.00	\$ 45,000.00	\$ 45,000.00	4/12/2011
204957	303 REG	AG1103492	FORT JENNINGS STATE BANK		4/12/2012		\$ 100,000.00	\$ 100,000.00	\$ 100,000.00	4/12/2011
204958	303 REG	AG1103500	FORT JENNINGS STATE BANK		4/12/2012		\$ 100,000.00	\$ 100,000.00	\$ 100,000.00	4/12/2011
204959	303 REG	AG1103518	REPUBLIC BANKING COMPANY		4/12/2012		\$ 100,000.00	\$ 100,000.00	\$ 100,000.00	4/12/2011
204960	303 REG	AG1103526	SUTTON BANK		4/12/2012		\$ 25,000.00	\$ 25,000.00	\$ 25,000.00	4/12/2011
204961	303 REG	AG1103534	SUTTON BANK		4/12/2012		\$ 60,000.00	\$ 60,000.00	\$ 60,000.00	4/12/2011
204962	303 REG	AG1103542	SUTTON BANK		4/12/2012		\$ 50,000.00	\$ 50,000.00	\$ 50,000.00	4/12/2011
204963	303 REG	AG1103559	SUTTON BANK		4/12/2012		\$ 100,000.00	\$ 100,000.00	\$ 100,000.00	4/12/2011
204964	303 REG	AG1103567	SUTTON BANK		4/12/2012		\$ 100,000.00	\$ 100,000.00	\$ 100,000.00	4/12/2011

PGM: INVS_MONTHEND_INVENTORY
 SOURCE: VisualQED
 MODEL: INVENTORY
 BASIS: SETTLEMENT
 AS-OF: 6/30/2011

**JOSH MANDEL
 TREASURER, STATE OF OHIO**

INVESTMENT INVENTORY
 SETTLED POSITIONS AS OF: 06/30/11

INVT#	FUND	CUSIP	DESCRIPTION	RATE	MATURITY	YIELD	PAR AMOUNT	BOOK VALUE	MARKET VALUE	1ST PUR
204965	303 REG	AG1103575	SUTTON BANK		4/12/2012		\$ 100,000.00	\$ 100,000.00	\$ 100,000.00	4/12/2011
204966	303 REG	AG1103583	SUTTON BANK		4/12/2012		\$ 100,000.00	\$ 100,000.00	\$ 100,000.00	4/12/2011
204967	303 REG	AG1103591	SUTTON BANK		4/12/2012		\$ 100,000.00	\$ 100,000.00	\$ 100,000.00	4/12/2011
204968	303 REG	AG1103609	SUTTON BANK		4/12/2012		\$ 70,000.00	\$ 70,000.00	\$ 70,000.00	4/12/2011
204969	303 REG	AG1103617	SUTTON BANK		4/12/2012		\$ 100,000.00	\$ 100,000.00	\$ 100,000.00	4/12/2011
204970	303 REG	AG1103625	SUTTON BANK		4/12/2012		\$ 90,000.00	\$ 90,000.00	\$ 90,000.00	4/12/2011
204971	303 REG	AG1103633	SUTTON BANK		4/12/2012		\$ 90,000.00	\$ 90,000.00	\$ 90,000.00	4/12/2011
204915	303 REG	AG1103641	KINGSTON NATIONAL BANK		4/12/2012		\$ 40,000.00	\$ 40,000.00	\$ 40,000.00	4/12/2011
204916	303 REG	AG1103658	KINGSTON NATIONAL BANK		4/12/2012		\$ 100,000.00	\$ 100,000.00	\$ 100,000.00	4/12/2011
204917	303 REG	AG1103666	KINGSTON NATIONAL BANK		4/12/2012		\$ 100,000.00	\$ 100,000.00	\$ 100,000.00	4/12/2011
204918	303 REG	AG1103674	KINGSTON NATIONAL BANK		4/12/2012		\$ 30,178.00	\$ 30,178.00	\$ 30,178.00	4/12/2011
204919	303 REG	AG1103682	KINGSTON NATIONAL BANK		4/12/2012		\$ 40,000.00	\$ 40,000.00	\$ 40,000.00	4/12/2011
204920	303 REG	AG1103690	KINGSTON NATIONAL BANK		4/12/2012		\$ 60,150.00	\$ 60,150.00	\$ 60,150.00	4/12/2011
204921	303 REG	AG1103708	KINGSTON NATIONAL BANK		4/12/2012		\$ 100,000.00	\$ 100,000.00	\$ 100,000.00	4/12/2011
204922	303 REG	AG1103716	KINGSTON NATIONAL BANK		4/12/2012		\$ 35,000.00	\$ 35,000.00	\$ 35,000.00	4/12/2011
204923	303 REG	AG1103724	KINGSTON NATIONAL BANK		4/12/2012		\$ 50,000.00	\$ 50,000.00	\$ 50,000.00	4/12/2011
204924	303 REG	AG1103732	KINGSTON NATIONAL BANK		4/12/2012		\$ 50,000.00	\$ 50,000.00	\$ 50,000.00	4/12/2011
204925	303 REG	AG1103740	KINGSTON NATIONAL BANK		4/12/2012		\$ 75,150.00	\$ 75,150.00	\$ 75,150.00	4/12/2011
204926	303 REG	AG1103757	KINGSTON NATIONAL BANK		4/12/2012		\$ 55,000.00	\$ 55,000.00	\$ 55,000.00	4/12/2011
204927	303 REG	AG1103765	KINGSTON NATIONAL BANK		4/12/2012		\$ 30,000.00	\$ 30,000.00	\$ 30,000.00	4/12/2011
204928	303 REG	AG1103773	KINGSTON NATIONAL BANK		4/12/2012		\$ 100,000.00	\$ 100,000.00	\$ 100,000.00	4/12/2011
204929	303 REG	AG1103781	KINGSTON NATIONAL BANK		4/12/2012		\$ 100,000.00	\$ 100,000.00	\$ 100,000.00	4/12/2011
204930	303 REG	AG1103799	KINGSTON NATIONAL BANK		4/12/2012		\$ 100,000.00	\$ 100,000.00	\$ 100,000.00	4/12/2011
204931	303 REG	AG1103807	KINGSTON NATIONAL BANK		4/12/2012		\$ 54,000.00	\$ 54,000.00	\$ 54,000.00	4/12/2011
204932	303 REG	AG1103815	KINGSTON NATIONAL BANK		4/12/2012		\$ 100,000.00	\$ 100,000.00	\$ 100,000.00	4/12/2011
204933	303 REG	AG1103823	KINGSTON NATIONAL BANK		4/12/2012		\$ 65,000.00	\$ 65,000.00	\$ 65,000.00	4/12/2011
204934	303 REG	AG1103831	KINGSTON NATIONAL BANK		4/12/2012		\$ 20,000.00	\$ 20,000.00	\$ 20,000.00	4/12/2011
204935	303 REG	AG1103849	KINGSTON NATIONAL BANK		4/12/2012		\$ 100,000.00	\$ 100,000.00	\$ 100,000.00	4/12/2011
204936	303 REG	AG1103856	KINGSTON NATIONAL BANK		4/12/2012		\$ 100,000.00	\$ 100,000.00	\$ 100,000.00	4/12/2011
204937	303 REG	AG1103864	KINGSTON NATIONAL BANK		4/12/2012		\$ 80,000.00	\$ 80,000.00	\$ 80,000.00	4/12/2011
204938	303 REG	AG1103872	KINGSTON NATIONAL BANK		4/12/2012		\$ 19,000.00	\$ 19,000.00	\$ 19,000.00	4/12/2011
204939	303 REG	AG1103880	KINGSTON NATIONAL BANK		4/12/2012		\$ 30,150.00	\$ 30,150.00	\$ 30,150.00	4/12/2011
204940	303 REG	AG1103898	KINGSTON NATIONAL BANK		4/12/2012		\$ 30,150.00	\$ 30,150.00	\$ 30,150.00	4/12/2011
204941	303 REG	AG1103906	KINGSTON NATIONAL BANK		4/12/2012		\$ 25,000.00	\$ 25,000.00	\$ 25,000.00	4/12/2011
204942	303 REG	AG1103914	KINGSTON NATIONAL BANK		4/12/2012		\$ 30,000.00	\$ 30,000.00	\$ 30,000.00	4/12/2011
204943	303 REG	AG1103922	KINGSTON NATIONAL BANK		4/12/2012		\$ 100,000.00	\$ 100,000.00	\$ 100,000.00	4/12/2011
204944	303 REG	AG1103930	KINGSTON NATIONAL BANK		4/12/2012		\$ 100,000.00	\$ 100,000.00	\$ 100,000.00	4/12/2011
204945	303 REG	AG1103948	KINGSTON NATIONAL BANK		4/12/2012		\$ 60,000.00	\$ 60,000.00	\$ 60,000.00	4/12/2011
204946	303 REG	AG1103955	KINGSTON NATIONAL BANK		4/12/2012		\$ 100,000.00	\$ 100,000.00	\$ 100,000.00	4/12/2011
204947	303 REG	AG1103963	KINGSTON NATIONAL BANK		4/12/2012		\$ 100,000.00	\$ 100,000.00	\$ 100,000.00	4/12/2011
204948	303 REG	AG1103971	KINGSTON NATIONAL BANK		4/12/2012		\$ 30,000.00	\$ 30,000.00	\$ 30,000.00	4/12/2011
204949	303 REG	AG1103989	KINGSTON NATIONAL BANK		4/12/2012		\$ 100,000.00	\$ 100,000.00	\$ 100,000.00	4/12/2011
204991	303 REG	AG1103997	GENOA BANKING COMPANY		4/12/2012	0.15	\$ 100,000.00	\$ 100,000.00	\$ 100,000.00	4/13/2011
204992	303 REG	AG1104003	GENOA BANKING COMPANY		4/12/2012	0.15	\$ 90,000.00	\$ 90,000.00	\$ 90,000.00	4/13/2011
204993	303 REG	AG1104011	GENOA BANKING COMPANY		4/12/2012	0.15	\$ 100,000.00	\$ 100,000.00	\$ 100,000.00	4/13/2011
204994	303 REG	AG1104029	GENOA BANKING COMPANY		4/12/2012	0.15	\$ 100,000.00	\$ 100,000.00	\$ 100,000.00	4/13/2011
204995	303 REG	AG1104037	FARMERS SAVINGS BANK, SPENCER		4/12/2012	0.15	\$ 100,000.00	\$ 100,000.00	\$ 100,000.00	4/13/2011
204996	303 REG	AG1104045	FARMERS SAVINGS BANK, SPENCER		4/12/2012	0.15	\$ 100,000.00	\$ 100,000.00	\$ 100,000.00	4/13/2011
204997	303 REG	AG1104052	FARMERS SAVINGS BANK, SPENCER		4/12/2012	0.15	\$ 100,000.00	\$ 100,000.00	\$ 100,000.00	4/13/2011
204998	303 REG	AG1104060	FARMERS SAVINGS BANK, SPENCER		4/12/2012	0.15	\$ 100,000.00	\$ 100,000.00	\$ 100,000.00	4/13/2011
204999	303 REG	AG1104078	FARMERS SAVINGS BANK, SPENCER		4/12/2012	0.15	\$ 50,000.00	\$ 50,000.00	\$ 50,000.00	4/13/2011
205000	303 REG	AG1104086	FARMERS SAVINGS BANK, SPENCER		4/12/2012	0.15	\$ 100,000.00	\$ 100,000.00	\$ 100,000.00	4/13/2011
205002	303 REG	AG1104094	COMMERCIAL SAVINGS BANK, UPPER S		4/12/2012	0.15	\$ 90,000.00	\$ 90,000.00	\$ 90,000.00	4/13/2011
205003	303 REG	AG1104102	COMMERCIAL SAVINGS BANK, UPPER S		4/12/2012	0.15	\$ 95,000.00	\$ 95,000.00	\$ 95,000.00	4/13/2011
205004	303 REG	AG1104110	COMMERCIAL SAVINGS BANK, UPPER S		4/12/2012	0.15	\$ 100,000.00	\$ 100,000.00	\$ 100,000.00	4/13/2011
205005	303 REG	AG1104128	COMMERCIAL SAVINGS BANK, UPPER S		4/12/2012	0.15	\$ 100,000.00	\$ 100,000.00	\$ 100,000.00	4/13/2011
205006	303 REG	AG1104136	COMMERCIAL SAVINGS BANK, UPPER S		4/12/2012	0.15	\$ 100,000.00	\$ 100,000.00	\$ 100,000.00	4/13/2011

PGM: INVS_MONTHEND_INVENTORY
 SOURCE: VisualQED
 MODEL: INVENTORY
 BASIS: SETTLEMENT
 AS-OF: 6/30/2011

JOSH MANDEL
TREASURER, STATE OF OHIO

INVESTMENT INVENTORY
 SETTLED POSITIONS AS OF: 06/30/11

INVT#	FUND	CUSIP	DESCRIPTION	RATE	MATURITY	YIELD	PAR AMOUNT	BOOK VALUE	MARKET VALUE	1ST PUR
205007	303 REG	AG1104144	COMMERCIAL SAVINGS BANK, UPPER S		4/12/2012	0.15 \$	80,000.00 \$	80,000.00 \$	80,000.00	4/13/2011
205008	303 REG	AG1104151	COMMERCIAL SAVINGS BANK, UPPER S		4/12/2012	0.15 \$	100,000.00 \$	100,000.00 \$	100,000.00	4/13/2011
205009	303 REG	AG1104169	COMMERCIAL SAVINGS BANK, UPPER S		4/12/2012	0.15 \$	100,000.00 \$	100,000.00 \$	100,000.00	4/13/2011
205010	303 REG	AG1104177	COMMERCIAL SAVINGS BANK, UPPER S		4/12/2012	0.15 \$	100,000.00 \$	100,000.00 \$	100,000.00	4/13/2011
205011	303 REG	AG1104185	COMMERCIAL SAVINGS BANK, UPPER S		4/12/2012	0.15 \$	100,000.00 \$	100,000.00 \$	100,000.00	4/13/2011
205012	303 REG	AG1104193	COMMERCIAL SAVINGS BANK, UPPER S		4/12/2012		23,000.00 \$	23,000.00 \$	23,000.00	4/13/2011
205013	303 REG	AG1104201	COMMERCIAL SAVINGS BANK, UPPER S		4/12/2012		40,000.00 \$	40,000.00 \$	40,000.00	4/13/2011
205014	303 REG	AG1104219	COMMERCIAL SAVINGS BANK, UPPER S		4/12/2012		60,000.00 \$	60,000.00 \$	60,000.00	4/13/2011
205015	303 REG	AG1104227	COMMERCIAL SAVINGS BANK, UPPER S		4/12/2012		35,000.00 \$	35,000.00 \$	35,000.00	4/13/2011
205016	303 REG	AG1104235	COMMERCIAL SAVINGS BANK, UPPER S		4/12/2012		70,000.00 \$	70,000.00 \$	70,000.00	4/13/2011
205017	303 REG	AG1104243	COMMERCIAL SAVINGS BANK, UPPER S		4/12/2012		30,000.00 \$	30,000.00 \$	30,000.00	4/13/2011
205018	303 REG	AG1104250	COMMERCIAL SAVINGS BANK, UPPER S		4/12/2012		30,000.00 \$	30,000.00 \$	30,000.00	4/13/2011
205019	303 REG	AG1104268	COMMERCIAL SAVINGS BANK, UPPER S		4/12/2012		40,000.00 \$	40,000.00 \$	40,000.00	4/13/2011
205020	303 REG	AG1104276	COMMERCIAL SAVINGS BANK, UPPER S		4/12/2012		20,000.00 \$	20,000.00 \$	20,000.00	4/13/2011
205021	303 REG	AG1104284	COMMERCIAL SAVINGS BANK, UPPER S		4/12/2012		100,000.00 \$	100,000.00 \$	100,000.00	4/13/2011
205022	303 REG	AG1104292	COMMERCIAL SAVINGS BANK, UPPER S		4/12/2012		100,000.00 \$	100,000.00 \$	100,000.00	4/13/2011
205023	303 REG	AG1104300	COMMERCIAL SAVINGS BANK, UPPER S		4/12/2012		45,000.00 \$	45,000.00 \$	45,000.00	4/13/2011
205024	303 REG	AG1104318	COMMERCIAL SAVINGS BANK, UPPER S		4/12/2012		80,000.00 \$	80,000.00 \$	80,000.00	4/13/2011
205025	303 REG	AG1104326	COMMERCIAL SAVINGS BANK, UPPER S		4/12/2012		40,000.00 \$	40,000.00 \$	40,000.00	4/13/2011
205026	303 REG	AG1104334	COMMERCIAL SAVINGS BANK, UPPER S		4/12/2012		100,000.00 \$	100,000.00 \$	100,000.00	4/13/2011
205027	303 REG	AG1104342	COMMERCIAL SAVINGS BANK, UPPER S		4/12/2012		25,000.00 \$	25,000.00 \$	25,000.00	4/13/2011
205028	303 REG	AG1104359	CITIZENS NATIONAL OF BLUFFTON		4/12/2012		100,000.00 \$	100,000.00 \$	100,000.00	4/13/2011
205029	303 REG	AG1104367	CITIZENS NATIONAL OF BLUFFTON		4/12/2012		100,000.00 \$	100,000.00 \$	100,000.00	4/13/2011
205030	303 REG	AG1104375	CITIZENS NATIONAL OF BLUFFTON		4/12/2012		100,000.00 \$	100,000.00 \$	100,000.00	4/13/2011
205031	303 REG	AG1104383	CITIZENS NATIONAL OF BLUFFTON		4/12/2012		100,000.00 \$	100,000.00 \$	100,000.00	4/13/2011
205032	303 REG	AG1104391	CITIZENS NATIONAL OF BLUFFTON		4/12/2012		50,000.00 \$	50,000.00 \$	50,000.00	4/13/2011
205033	303 REG	AG1104409	CITIZENS NATIONAL OF BLUFFTON		4/12/2012		100,000.00 \$	100,000.00 \$	100,000.00	4/13/2011
205034	303 REG	AG1104417	CITIZENS NATIONAL OF BLUFFTON		4/12/2012		100,000.00 \$	100,000.00 \$	100,000.00	4/13/2011
205035	303 REG	AG1104425	CITIZENS NATIONAL OF BLUFFTON		4/12/2012		100,000.00 \$	100,000.00 \$	100,000.00	4/13/2011
205036	303 REG	AG1104433	CITIZENS NATIONAL OF BLUFFTON		4/12/2012		100,000.00 \$	100,000.00 \$	100,000.00	4/13/2011
205037	303 REG	AG1104441	CITIZENS NATIONAL OF BLUFFTON		4/12/2012		100,000.00 \$	100,000.00 \$	100,000.00	4/13/2011
205038	303 REG	AG1104458	CITIZENS NATIONAL OF BLUFFTON		4/12/2012		100,000.00 \$	100,000.00 \$	100,000.00	4/13/2011
205039	303 REG	AG1104466	CITIZENS NATIONAL OF BLUFFTON		4/12/2012		100,000.00 \$	100,000.00 \$	100,000.00	4/13/2011
205040	303 REG	AG1104474	CITIZENS NATIONAL OF BLUFFTON		4/12/2012		65,000.00 \$	65,000.00 \$	65,000.00	4/13/2011
205041	303 REG	AG1104482	CITIZENS NATIONAL OF BLUFFTON		4/12/2012		100,000.00 \$	100,000.00 \$	100,000.00	4/13/2011
205042	303 REG	AG1104490	CITIZENS NATIONAL OF BLUFFTON		4/12/2012		75,000.00 \$	75,000.00 \$	75,000.00	4/13/2011
205043	303 REG	AG1104508	CITIZENS NATIONAL OF BLUFFTON		4/12/2012		90,000.00 \$	90,000.00 \$	90,000.00	4/13/2011
205044	303 REG	AG1104516	CITIZENS NATIONAL OF BLUFFTON		4/12/2012		100,000.00 \$	100,000.00 \$	100,000.00	4/13/2011
205045	303 REG	AG1104524	CITIZENS NATIONAL OF BLUFFTON		4/12/2012		75,000.00 \$	75,000.00 \$	75,000.00	4/13/2011
205046	303 REG	AG1104532	CITIZENS NATIONAL OF BLUFFTON		4/12/2012		95,000.00 \$	95,000.00 \$	95,000.00	4/13/2011
205047	303 REG	AG1104540	CITIZENS NATIONAL OF BLUFFTON		4/12/2012		60,000.00 \$	60,000.00 \$	60,000.00	4/13/2011
205048	303 REG	AG1104557	CITIZENS NATIONAL OF BLUFFTON		4/12/2012		100,000.00 \$	100,000.00 \$	100,000.00	4/13/2011
205049	303 REG	AG1104565	CITIZENS NATIONAL OF BLUFFTON		4/12/2012		100,000.00 \$	100,000.00 \$	100,000.00	4/13/2011
205050	303 REG	AG1104573	CITIZENS NATIONAL OF BLUFFTON		4/12/2012		100,000.00 \$	100,000.00 \$	100,000.00	4/13/2011
205051	303 REG	AG1104581	CITIZENS NATIONAL OF BLUFFTON		4/12/2012		100,000.00 \$	100,000.00 \$	100,000.00	4/13/2011
205061	303 REG	AG1104599	CITIZENS NATIONAL OF BLUFFTON		4/12/2012		100,000.00 \$	100,000.00 \$	100,000.00	4/13/2011
205062	303 REG	AG1104607	CITIZENS NATIONAL OF BLUFFTON		4/12/2012		100,000.00 \$	100,000.00 \$	100,000.00	4/13/2011
205063	303 REG	AG1104615	CITIZENS NATIONAL OF BLUFFTON		4/12/2012		100,000.00 \$	100,000.00 \$	100,000.00	4/13/2011
205064	303 REG	AG1104623	CITIZENS NATIONAL OF BLUFFTON		4/12/2012		40,000.00 \$	40,000.00 \$	40,000.00	4/13/2011
205065	303 REG	AG1104631	CITIZENS NATIONAL OF BLUFFTON		4/12/2012		100,000.00 \$	100,000.00 \$	100,000.00	4/13/2011
205066	303 REG	AG1104649	CITIZENS NATIONAL OF BLUFFTON		4/12/2012		30,000.00 \$	30,000.00 \$	30,000.00	4/13/2011
205067	303 REG	AG1104656	CITIZENS NATIONAL OF BLUFFTON		4/12/2012		100,000.00 \$	100,000.00 \$	100,000.00	4/13/2011
205068	303 REG	AG1104664	CITIZENS NATIONAL OF BLUFFTON		4/12/2012		100,000.00 \$	100,000.00 \$	100,000.00	4/13/2011
205069	303 REG	AG1104672	CITIZENS NATIONAL OF BLUFFTON		4/12/2012		40,000.00 \$	40,000.00 \$	40,000.00	4/13/2011
205070	303 REG	AG1104680	CITIZENS NATIONAL OF BLUFFTON		4/12/2012		100,000.00 \$	100,000.00 \$	100,000.00	4/13/2011
205071	303 REG	AG1104698	CITIZENS NATIONAL OF BLUFFTON		4/12/2012		100,000.00 \$	100,000.00 \$	100,000.00	4/13/2011
205072	303 REG	AG1104706	CITIZENS NATIONAL OF BLUFFTON		4/12/2012		40,000.00 \$	40,000.00 \$	40,000.00	4/13/2011

PGM: INVS_MONTHEND_INVENTORY
 SOURCE: VisualQED
 MODEL: INVENTORY
 BASIS: SETTLEMENT
 AS-OF: 6/30/2011

JOSH MANDEL
 TREASURER, STATE OF OHIO

INVESTMENT INVENTORY
 SETTLED POSITIONS AS OF: 06/30/11

INVT#	FUND	CUSIP	DESCRIPTION	RATE	MATURITY	YIELD	PAR AMOUNT	BOOK VALUE	MARKET VALUE	1ST PUR
205073	303 REG	AG1104714	CITIZENS NATIONAL OF BLUFFTON		4/12/2012		\$ 100,000.00	\$ 100,000.00	\$ 100,000.00	4/13/2011
205074	303 REG	AG1104722	CITIZENS NATIONAL OF BLUFFTON		4/12/2012		\$ 100,000.00	\$ 100,000.00	\$ 100,000.00	4/13/2011
205075	303 REG	AG1104730	CITIZENS NATIONAL OF BLUFFTON		4/12/2012		\$ 50,000.00	\$ 50,000.00	\$ 50,000.00	4/13/2011
205076	303 REG	AG1104748	CITIZENS NATIONAL OF BLUFFTON		4/12/2012		\$ 70,000.00	\$ 70,000.00	\$ 70,000.00	4/13/2011
205077	303 REG	AG1104755	CITIZENS NATIONAL OF BLUFFTON		4/12/2012		\$ 100,000.00	\$ 100,000.00	\$ 100,000.00	4/13/2011
205078	303 REG	AG1104763	CITIZENS NATIONAL OF BLUFFTON		4/12/2012		\$ 80,000.00	\$ 80,000.00	\$ 80,000.00	4/13/2011
205079	303 REG	AG1104771	CITIZENS NATIONAL OF BLUFFTON		4/12/2012		\$ 95,000.00	\$ 95,000.00	\$ 95,000.00	4/13/2011
205080	303 REG	AG1104789	CITIZENS NATIONAL OF BLUFFTON		4/12/2012		\$ 25,000.00	\$ 25,000.00	\$ 25,000.00	4/13/2011
205081	303 REG	AG1104797	CITIZENS NATIONAL OF BLUFFTON		4/12/2012		\$ 28,000.00	\$ 28,000.00	\$ 28,000.00	4/13/2011
205082	303 REG	AG1104805	CITIZENS NATIONAL OF BLUFFTON		4/12/2012		\$ 100,000.00	\$ 100,000.00	\$ 100,000.00	4/13/2011
205083	303 REG	AG1104813	CITIZENS NATIONAL OF BLUFFTON		4/12/2012		\$ 100,000.00	\$ 100,000.00	\$ 100,000.00	4/13/2011
205084	303 REG	AG1104821	CITIZENS NATIONAL OF BLUFFTON		4/12/2012		\$ 100,000.00	\$ 100,000.00	\$ 100,000.00	4/13/2011
205085	303 REG	AG1104839	CITIZENS NATIONAL OF BLUFFTON		4/12/2012		\$ 100,000.00	\$ 100,000.00	\$ 100,000.00	4/13/2011
205086	303 REG	AG1104847	CITIZENS NATIONAL OF BLUFFTON		4/12/2012		\$ 100,000.00	\$ 100,000.00	\$ 100,000.00	4/13/2011
205087	303 REG	AG1104854	CITIZENS NATIONAL OF BLUFFTON		4/12/2012		\$ 100,000.00	\$ 100,000.00	\$ 100,000.00	4/13/2011
205088	303 REG	AG1104862	CITIZENS NATIONAL OF BLUFFTON		4/12/2012		\$ 85,000.00	\$ 85,000.00	\$ 85,000.00	4/13/2011
205090	303 REG	AG1104870	CITIZENS NATIONAL OF BLUFFTON		4/12/2012		\$ 80,000.00	\$ 80,000.00	\$ 80,000.00	4/13/2011
205089	303 REG	AG1104888	CITIZENS NATIONAL OF BLUFFTON		4/12/2012		\$ 60,000.00	\$ 60,000.00	\$ 60,000.00	4/13/2011
205091	303 REG	AG1104896	CITIZENS NATIONAL OF BLUFFTON		4/12/2012	0.15	\$ 100,000.00	\$ 100,000.00	\$ 100,000.00	4/13/2011
205093	303 REG	AG1104912	CITIZENS NATIONAL OF BLUFFTON		4/12/2012		\$ 100,000.00	\$ 100,000.00	\$ 100,000.00	4/13/2011
205094	303 REG	AG1104920	HUNTINGTON NATIONAL BANK, NA		4/12/2012		\$ 100,000.00	\$ 100,000.00	\$ 100,000.00	4/13/2011
205095	303 REG	AG1104938	MINSTER BANK		4/12/2012		\$ 90,000.00	\$ 90,000.00	\$ 90,000.00	4/14/2011
205096	303 REG	AG1104946	MINSTER BANK		4/12/2012		\$ 100,000.00	\$ 100,000.00	\$ 100,000.00	4/14/2011
205097	303 REG	AG1104953	MINSTER BANK		4/12/2012		\$ 40,000.00	\$ 40,000.00	\$ 40,000.00	4/14/2011
205098	303 REG	AG1104961	MINSTER BANK		4/12/2012		\$ 100,000.00	\$ 100,000.00	\$ 100,000.00	4/14/2011
205099	303 REG	AG1104979	MINSTER BANK		4/12/2012		\$ 40,000.00	\$ 40,000.00	\$ 40,000.00	4/14/2011
205100	303 REG	AG1104987	MINSTER BANK		4/12/2012		\$ 25,000.00	\$ 25,000.00	\$ 25,000.00	4/14/2011
205101	303 REG	AG1104995	CROGHAN COLONIAL BANK		4/12/2012		\$ 100,000.00	\$ 100,000.00	\$ 100,000.00	4/14/2011
205102	303 REG	AG1105000	CROGHAN COLONIAL BANK		4/12/2012		\$ 100,000.00	\$ 100,000.00	\$ 100,000.00	4/14/2011
205103	303 REG	AG1105018	CROGHAN COLONIAL BANK		4/12/2012		\$ 100,000.00	\$ 100,000.00	\$ 100,000.00	4/14/2011
205104	303 REG	AG1105026	COMMUNITY FIRST BANK		4/12/2012		\$ 100,000.00	\$ 100,000.00	\$ 100,000.00	4/14/2011
205105	303 REG	AG1105034	COMMUNITY FIRST BANK		4/12/2012		\$ 20,150.00	\$ 20,150.00	\$ 20,150.00	4/14/2011
205106	303 REG	AG1105042	COMMUNITY FIRST BANK		4/12/2012		\$ 100,000.00	\$ 100,000.00	\$ 100,000.00	4/14/2011
205107	303 REG	AG1105059	COMMUNITY FIRST BANK		4/12/2012		\$ 100,000.00	\$ 100,000.00	\$ 100,000.00	4/14/2011
205108	303 REG	AG1105067	COMMUNITY FIRST BANK		4/12/2012		\$ 100,000.00	\$ 100,000.00	\$ 100,000.00	4/14/2011
205109	303 REG	AG1105075	COMMUNITY FIRST BANK		4/12/2012		\$ 25,000.00	\$ 25,000.00	\$ 25,000.00	4/14/2011
205110	303 REG	AG1105083	COMMUNITY FIRST BANK		4/12/2012		\$ 45,282.00	\$ 45,282.00	\$ 45,282.00	4/14/2011
205111	303 REG	AG1105091	COMMUNITY FIRST BANK		4/12/2012		\$ 20,000.00	\$ 20,000.00	\$ 20,000.00	4/14/2011
205217	303 REG	AG1105109	HOME SAVINGS & LOAN CO KENTON		4/12/2012	0.15	\$ 40,000.00	\$ 40,000.00	\$ 40,000.00	4/18/2011
205218	303 REG	AG1105117	HOME SAVINGS & LOAN CO KENTON		4/12/2012	0.15	\$ 22,000.00	\$ 22,000.00	\$ 22,000.00	4/18/2011
205219	303 REG	AG1105125	HOME SAVINGS & LOAN CO KENTON		4/12/2012	0.15	\$ 50,000.00	\$ 50,000.00	\$ 50,000.00	4/18/2011
205220	303 REG	AG1105133	HOME SAVINGS & LOAN CO KENTON		4/12/2012	0.15	\$ 100,000.00	\$ 100,000.00	\$ 100,000.00	4/18/2011
205221	303 REG	AG1105141	HOME SAVINGS & LOAN CO KENTON		4/12/2012	0.15	\$ 66,000.00	\$ 66,000.00	\$ 66,000.00	4/18/2011
205222	303 REG	AG1105158	HOME SAVINGS & LOAN CO KENTON		4/12/2012	0.15	\$ 100,000.00	\$ 100,000.00	\$ 100,000.00	4/18/2011
205223	303 REG	AG1105166	HOME SAVINGS & LOAN CO KENTON		4/12/2012	0.15	\$ 100,000.00	\$ 100,000.00	\$ 100,000.00	4/18/2011
205157	303 REG	AG1105323	HUNTINGTON NATIONAL BANK, NA		4/12/2012	0.15	\$ 100,000.00	\$ 100,000.00	\$ 100,000.00	4/18/2011
205227	303 REG	AG1105331	FIRST NATIONAL BANK, PANDORA		4/12/2012	0.15	\$ 100,000.00	\$ 100,000.00	\$ 100,000.00	4/20/2011
205228	303 REG	AG1105349	FIRST NATIONAL BANK, PANDORA		4/12/2012	0.15	\$ 100,000.00	\$ 100,000.00	\$ 100,000.00	4/20/2011
205229	303 REG	AG1105356	FIRST NATIONAL BANK, PANDORA		4/12/2012	0.15	\$ 16,000.00	\$ 16,000.00	\$ 16,000.00	4/20/2011
205230	303 REG	AG1105364	FIRST NATIONAL BANK, PANDORA		4/12/2012	0.15	\$ 100,000.00	\$ 100,000.00	\$ 100,000.00	4/20/2011
205231	303 REG	AG1105372	FIRST NATIONAL BANK, PANDORA		4/12/2012	0.15	\$ 40,000.00	\$ 40,000.00	\$ 40,000.00	4/20/2011
205232	303 REG	AG1105380	FIRST NATIONAL BANK, PANDORA		4/12/2012	0.15	\$ 40,000.00	\$ 40,000.00	\$ 40,000.00	4/20/2011
205233	303 REG	AG1105398	FIRST NATIONAL BANK, PANDORA		4/12/2012	0.15	\$ 100,000.00	\$ 100,000.00	\$ 100,000.00	4/20/2011
205266	303 REG	AG1105406	FIRST FEDERAL BANK OF THE MIDWEST		4/12/2012		\$ 100,000.00	\$ 100,000.00	\$ 100,000.00	4/25/2011
205313	303 REG	AG1105448	OLD FORT BANKING COMPANY		4/12/2012		\$ 100,000.00	\$ 100,000.00	\$ 100,000.00	4/27/2011
205442	303 REG	AG1105521	VINTON COUNTY NATIONAL BANK		4/12/2012	0.15	\$ 100,000.00	\$ 100,000.00	\$ 100,000.00	5/3/2011
205443	303 REG	AG1105539	VINTON COUNTY NATIONAL BANK		4/12/2012	0.15	\$ 35,000.00	\$ 35,000.00	\$ 35,000.00	5/3/2011

PGM: INVS_MONTHEND_INVENTORY
 SOURCE: VisualQED
 MODEL: INVENTORY
 BASIS: SETTLEMENT
 AS-OF: 6/30/2011

JOSH MANDEL
TREASURER, STATE OF OHIO

INVESTMENT INVENTORY
 SETTLED POSITIONS AS OF: 06/30/11

INVT#	FUND	CUSIP	DESCRIPTION	RATE	MATURITY	YIELD	PAR AMOUNT	BOOK VALUE	MARKET VALUE	1ST PUR
205444	303 REG	AG1105547	VINTON COUNTY NATIONAL BANK		4/12/2012	0.15	\$ 100,000.00	\$ 100,000.00	\$ 100,000.00	5/3/2011
205726	303 REG	AG1105570	PARK NATIONAL BANK		4/12/2012		\$ 100,000.00	\$ 100,000.00	\$ 100,000.00	5/20/2011
205771	303 REG	AG1105588	FIRST NATIONAL BANK, PANDORA		4/12/2012		\$ 35,000.00	\$ 35,000.00	\$ 35,000.00	5/23/2011
205772	303 REG	AG1105596	FIRST NATIONAL BANK, PANDORA		4/12/2012		\$ 100,000.00	\$ 100,000.00	\$ 100,000.00	5/23/2011
205773	303 REG	AG1105604	FIRST NATIONAL BANK, PANDORA		4/12/2012		\$ 80,000.00	\$ 80,000.00	\$ 80,000.00	5/23/2011
205774	303 REG	AG1105612	FIRST NATIONAL BANK, PANDORA		4/12/2012		\$ 100,000.00	\$ 100,000.00	\$ 100,000.00	5/23/2011
205775	303 REG	AG1105620	FIRST NATIONAL BANK, PANDORA		4/12/2012		\$ 100,000.00	\$ 100,000.00	\$ 100,000.00	5/23/2011
205776	303 REG	AG1105638	FIRST NATIONAL BANK, PANDORA		4/12/2012		\$ 40,262.00	\$ 40,262.00	\$ 40,262.00	5/23/2011
205777	303 REG	AG1105646	FIRST NATIONAL BANK, PANDORA		4/12/2012		\$ 30,000.00	\$ 30,000.00	\$ 30,000.00	5/23/2011
205778	303 REG	AG1105653	FIRST NATIONAL BANK, PANDORA		4/12/2012		\$ 100,000.00	\$ 100,000.00	\$ 100,000.00	5/23/2011
205781	303 REG	AG1105687	FIRST NATIONAL BANK, PANDORA		4/12/2012		\$ 100,000.00	\$ 100,000.00	\$ 100,000.00	5/23/2011
							\$ 44,502,072.00	\$ 44,502,072.00	\$ 44,502,072.00	
204634	303 REG	31331KHA1	KEYBANK, NA		5/11/2012	0.35	\$ 15,000,000.00	\$ 15,000,000.00	\$ 15,000,000.00	4/11/2011
							\$ 15,000,000.00	\$ 15,000,000.00	\$ 15,000,000.00	
193689	303 REG	EC1000016	KEYBANK, NA	0.15	10/6/2011	0.15	\$ 100,000.00	\$ 100,000.00	\$ 100,000.00	10/6/2009
193690	303 REG	EC1000024	KEYBANK, NA	0.15	10/6/2011	0.15	\$ 70,000.00	\$ 70,000.00	\$ 70,000.00	10/6/2009
194026	303 REG	EC1000032	KEYBANK, NA	0.15	11/4/2011	0.15	\$ 40,625.00	\$ 40,625.00	\$ 40,625.00	11/4/2009
194174	303 REG	EC1000040	HUNTINGTON NATIONAL BANK, NA	0.15	11/18/2011	0.15	\$ 52,500.00	\$ 52,500.00	\$ 52,500.00	11/19/2009
194365	303 REG	EC1000057	KEYBANK, NA	0.15	12/9/2011	0.15	\$ 80,000.00	\$ 80,000.00	\$ 80,000.00	12/11/2009
194486	303 REG	EC1000065	CORTLAND SAVINGS & BANKING CO	0.15	12/28/2011	0.15	\$ 20,128.75	\$ 20,128.75	\$ 20,128.75	12/28/2009
194842	303 REG	EC1000073	HUNTINGTON NATIONAL BANK, NA	0.15	2/3/2012	0.15	\$ 85,000.00	\$ 85,000.00	\$ 85,000.00	2/3/2010
195446	303 REG	EC1000081	U.S. BANK, N.A.	0.15	3/12/2012	0.15	\$ 36,210.00	\$ 36,210.00	\$ 36,210.00	3/12/2010
195640	303 REG	EC1000099	HUNTINGTON NATIONAL BANK, NA	0.15	3/23/2012	0.15	\$ 57,500.00	\$ 57,500.00	\$ 57,500.00	3/23/2010
195819	303 REG	EC1000107	HUNTINGTON NATIONAL BANK, NA	0.15	4/5/2012	0.15	\$ 55,000.00	\$ 55,000.00	\$ 55,000.00	4/5/2010
196780	303 REG	EC1000115	HUNTINGTON NATIONAL BANK, NA	0.15	4/23/2012	0.15	\$ 125,000.00	\$ 125,000.00	\$ 125,000.00	4/23/2010
197194	303 REG	EC1000123	HUNTINGTON NATIONAL BANK, NA	0.15	5/11/2012	0.15	\$ 101,640.00	\$ 101,640.00	\$ 101,640.00	5/12/2010
197738	303 REG	EC1000131	HUNTINGTON NATIONAL BANK, NA	0.15	6/7/2012	0.15	\$ 23,000.00	\$ 23,000.00	\$ 23,000.00	6/7/2010
197739	303 REG	EC1000149	HUNTINGTON NATIONAL BANK, NA	0.15	6/7/2012	0.15	\$ 60,000.00	\$ 60,000.00	\$ 60,000.00	6/7/2010
197776	303 REG	EC1000156	U.S. BANK, N.A.	0.15	6/8/2012	0.15	\$ 50,600.00	\$ 50,600.00	\$ 50,600.00	6/8/2010
198765	303 REG	EC1000164	KEYBANK, NA	0.15	7/12/2012	0.15	\$ 50,000.00	\$ 50,000.00	\$ 50,000.00	7/12/2010
198778	303 REG	EC1000172	HUNTINGTON NATIONAL BANK, NA	0.15	7/13/2012	0.15	\$ 70,500.00	\$ 70,500.00	\$ 70,500.00	7/13/2010
198781	303 REG	EC1000180	HUNTINGTON NATIONAL BANK, NA	0.15	7/13/2012	0.15	\$ 30,000.00	\$ 30,000.00	\$ 30,000.00	7/13/2010
198782	303 REG	EC1000198	HUNTINGTON NATIONAL BANK, NA	0.15	7/13/2012	0.15	\$ 32,500.00	\$ 32,500.00	\$ 32,500.00	7/13/2010
198783	303 REG	EC1000206	HUNTINGTON NATIONAL BANK, NA	0.15	7/13/2012	0.15	\$ 47,935.00	\$ 47,935.00	\$ 47,935.00	7/13/2010
198784	303 REG	EC1000214	HUNTINGTON NATIONAL BANK, NA	0.15	7/13/2012	0.15	\$ 25,000.00	\$ 25,000.00	\$ 25,000.00	7/13/2010
198796	303 REG	EC1000222	KEYBANK, NA	0.15	7/13/2012	0.15	\$ 46,750.00	\$ 46,750.00	\$ 46,750.00	7/14/2010
198797	303 REG	EC1000230	KEYBANK, NA	0.15	7/13/2012	0.15	\$ 75,000.00	\$ 75,000.00	\$ 75,000.00	7/14/2010
198801	303 REG	EC1000248	KEYBANK, NA	0.15	7/13/2012	0.15	\$ 80,000.00	\$ 80,000.00	\$ 80,000.00	7/14/2010
198803	303 REG	EC1000255	KEYBANK, NA	0.15	7/13/2012	0.15	\$ 70,500.00	\$ 70,500.00	\$ 70,500.00	7/14/2010
198805	303 REG	EC1000263	KEYBANK, NA	0.15	7/13/2012	0.15	\$ 125,000.00	\$ 125,000.00	\$ 125,000.00	7/14/2010
198808	303 REG	EC1000271	KEYBANK, NA	0.15	7/13/2012	0.15	\$ 40,000.00	\$ 40,000.00	\$ 40,000.00	7/14/2010
198809	303 REG	EC1000289	KEYBANK, NA	0.15	7/13/2012	0.15	\$ 80,000.00	\$ 80,000.00	\$ 80,000.00	7/14/2010
198824	303 REG	EC1000297	KEYBANK, NA	0.15	7/13/2012	0.15	\$ 31,525.00	\$ 31,525.00	\$ 31,525.00	7/14/2010
198825	303 REG	EC1000305	KEYBANK, NA	0.15	7/13/2012	0.15	\$ 100,000.00	\$ 100,000.00	\$ 100,000.00	7/14/2010
198826	303 REG	EC1000313	KEYBANK, NA	0.15	7/13/2012	0.15	\$ 99,975.00	\$ 99,975.00	\$ 99,975.00	7/14/2010
198827	303 REG	EC1000321	KEYBANK, NA	0.15	7/13/2012	0.15	\$ 46,000.00	\$ 46,000.00	\$ 46,000.00	7/14/2010
198987	303 REG	EC1100014	HUNTINGTON NATIONAL BANK, NA	0.15	7/20/2012	0.15	\$ 25,000.00	\$ 25,000.00	\$ 25,000.00	7/20/2010
198988	303 REG	EC1100022	HUNTINGTON NATIONAL BANK, NA	0.15	7/20/2012	0.15	\$ 71,885.00	\$ 71,885.00	\$ 71,885.00	7/20/2010
199072	303 REG	EC1100030	KEYBANK, NA	0.15	7/20/2012	0.15	\$ 100,000.00	\$ 100,000.00	\$ 100,000.00	7/22/2010
199287	303 REG	EC1100048	HUNTINGTON NATIONAL BANK, NA	0.15	7/30/2012	0.15	\$ 125,000.00	\$ 125,000.00	\$ 125,000.00	7/30/2010
199288	303 REG	EC1100055	HUNTINGTON NATIONAL BANK, NA	0.15	7/30/2012	0.15	\$ 36,325.00	\$ 36,325.00	\$ 36,325.00	7/30/2010
199289	303 REG	EC1100063	HUNTINGTON NATIONAL BANK, NA	0.15	7/30/2012	0.15	\$ 32,500.00	\$ 32,500.00	\$ 32,500.00	7/30/2010
199428	303 REG	EC1100071	KEYBANK, NA	0.15	8/3/2012	0.15	\$ 124,490.00	\$ 124,490.00	\$ 124,490.00	8/5/2010
199612	303 REG	EC1100089	U.S. BANK, N.A.	0.15	8/10/2012	0.15	\$ 95,520.00	\$ 95,520.00	\$ 95,520.00	8/11/2010
199779	303 REG	EC1100105	HUNTINGTON NATIONAL BANK, NA	0.15	8/17/2012	0.15	\$ 100,000.00	\$ 100,000.00	\$ 100,000.00	8/18/2010

PGM: INVS_MONTHEND_INVENTORY
 SOURCE: VisualQED
 MODEL: INVENTORY
 BASIS: SETTLEMENT
 AS-OF: 6/30/2011

JOSH MANDEL
TREASURER, STATE OF OHIO

INVESTMENT INVENTORY
 SETTLED POSITIONS AS OF: 06/30/11

INVS#	FUND	CUSIP	DESCRIPTION	RATE	MATURITY	YIELD	PAR AMOUNT	BOOK VALUE	MARKET VALUE	1ST PUR
199780	303 REG	EC1100113	HUNTINGTON NATIONAL BANK, NA	0.15	8/17/2012	0.15	\$ 96,400.00	\$ 96,400.00	\$ 96,400.00	8/18/2010
199840	303 REG	EC1100121	KEYBANK, NA	0.15	8/20/2012	0.15	\$ 80,500.00	\$ 80,500.00	\$ 80,500.00	8/20/2010
199993	303 REG	EC1100139	KEYBANK, NA	0.15	8/24/2012	0.15	\$ 90,000.00	\$ 90,000.00	\$ 90,000.00	8/26/2010
199994	303 REG	EC1100147	KEYBANK, NA	0.15	8/24/2012	0.15	\$ 107,440.00	\$ 107,440.00	\$ 107,440.00	8/26/2010
200225	303 REG	EC1100154	HUNTINGTON NATIONAL BANK, NA	0.15	8/31/2012	0.15	\$ 47,500.00	\$ 47,500.00	\$ 47,500.00	9/3/2010
200226	303 REG	EC1100162	HUNTINGTON NATIONAL BANK, NA	0.15	8/31/2012	0.15	\$ 25,000.00	\$ 25,000.00	\$ 25,000.00	9/3/2010
200227	303 REG	EC1100170	HUNTINGTON NATIONAL BANK, NA	0.15	8/31/2012	0.15	\$ 125,000.00	\$ 125,000.00	\$ 125,000.00	9/3/2010
200347	303 REG	EC1100188	LAKE NATIONAL BANK	0.15	9/10/2012	0.15	\$ 124,875.00	\$ 124,875.00	\$ 124,875.00	9/10/2010
200478	303 REG	EC1100196	HUNTINGTON NATIONAL BANK, NA	0.15	9/14/2012	0.15	\$ 48,750.00	\$ 48,750.00	\$ 48,750.00	9/16/2010
200479	303 REG	EC1100204	HUNTINGTON NATIONAL BANK, NA	0.15	9/14/2012	0.15	\$ 75,000.00	\$ 75,000.00	\$ 75,000.00	9/16/2010
200480	303 REG	EC1100212	HUNTINGTON NATIONAL BANK, NA	0.15	9/14/2012	0.15	\$ 74,200.00	\$ 74,200.00	\$ 74,200.00	9/16/2010
200568	303 REG	EC1100220	CONSUMERS NATIONAL BANK	0.15	9/20/2012	0.15	\$ 15,325.00	\$ 15,325.00	\$ 15,325.00	9/20/2010
200660	303 REG	EC1100238	KEYBANK, NA	0.15	9/21/2012	0.15	\$ 100,000.00	\$ 100,000.00	\$ 100,000.00	9/22/2010
200813	303 REG	EC1100246	U.S. BANK, N.A.	0.15	9/27/2012	0.15	\$ 78,605.00	\$ 78,605.00	\$ 78,605.00	9/27/2010
201152	303 REG	EC1100253	HUNTINGTON NATIONAL BANK, NA	0.15	10/12/2012	0.15	\$ 50,000.00	\$ 50,000.00	\$ 50,000.00	10/12/2010
201153	303 REG	EC1100261	HUNTINGTON NATIONAL BANK, NA	0.15	10/12/2012	0.15	\$ 124,000.00	\$ 124,000.00	\$ 124,000.00	10/12/2010
201154	303 REG	EC1100279	HUNTINGTON NATIONAL BANK, NA	0.15	10/12/2012	0.15	\$ 30,000.00	\$ 30,000.00	\$ 30,000.00	10/12/2010
201156	303 REG	EC1100287	HUNTINGTON NATIONAL BANK, NA	0.15	10/12/2012	0.15	\$ 125,000.00	\$ 125,000.00	\$ 125,000.00	10/12/2010
201157	303 REG	EC1100295	HUNTINGTON NATIONAL BANK, NA	0.15	10/12/2012	0.15	\$ 61,565.00	\$ 61,565.00	\$ 61,565.00	10/12/2010
201159	303 REG	EC1100303	HUNTINGTON NATIONAL BANK, NA	0.15	10/12/2012	0.15	\$ 50,000.00	\$ 50,000.00	\$ 50,000.00	10/12/2010
201281	303 REG	EC1100311	KEYBANK, NA	0.15	10/15/2012	0.15	\$ 31,000.00	\$ 31,000.00	\$ 31,000.00	10/15/2010
201282	303 REG	EC1100329	KEYBANK, NA	0.15	10/15/2012	0.15	\$ 135,000.00	\$ 135,000.00	\$ 135,000.00	10/15/2010
201384	303 REG	EC1100337	HUNTINGTON NATIONAL BANK, NA	0.15	10/19/2012	0.15	\$ 90,000.00	\$ 90,000.00	\$ 90,000.00	10/19/2010
201496	303 REG	EC1100345	KEYBANK, NA	0.15	10/22/2012	0.15	\$ 39,620.00	\$ 39,620.00	\$ 39,620.00	10/22/2010
201497	303 REG	EC1100352	KEYBANK, NA	0.15	10/22/2012	0.15	\$ 147,500.00	\$ 147,500.00	\$ 147,500.00	10/22/2010
201515	303 REG	EC1100360	HUNTINGTON NATIONAL BANK, NA	0.15	10/25/2012	0.15	\$ 29,355.00	\$ 29,355.00	\$ 29,355.00	10/25/2010
201516	303 REG	EC1100378	HUNTINGTON NATIONAL BANK, NA	0.15	10/25/2012	0.15	\$ 47,910.00	\$ 47,910.00	\$ 47,910.00	10/25/2010
201624	303 REG	EC1100386	HUNTINGTON NATIONAL BANK, NA	0.15	10/29/2012	0.15	\$ 100,000.00	\$ 100,000.00	\$ 100,000.00	10/29/2010
201625	303 REG	EC1100394	HUNTINGTON NATIONAL BANK, NA	0.15	10/29/2012	0.15	\$ 34,140.00	\$ 34,140.00	\$ 34,140.00	10/29/2010
201654	303 REG	EC1100402	CONSUMERS NATIONAL BANK	0.15	11/1/2012	0.15	\$ 35,000.00	\$ 35,000.00	\$ 35,000.00	11/1/2010
201849	303 REG	EC1100410	KEYBANK, NA	0.15	11/9/2012	0.15	\$ 33,000.00	\$ 33,000.00	\$ 33,000.00	11/9/2010
201850	303 REG	EC1100428	KEYBANK, NA	0.15	11/9/2012	0.15	\$ 30,000.00	\$ 30,000.00	\$ 30,000.00	11/9/2010
201851	303 REG	EC1100436	KEYBANK, NA	0.15	11/9/2012	0.15	\$ 31,250.00	\$ 31,250.00	\$ 31,250.00	11/9/2010
201873	303 REG	EC1100444	CONSUMERS NATIONAL BANK	0.15	11/9/2012	0.15	\$ 32,500.00	\$ 32,500.00	\$ 32,500.00	11/9/2010
202130	303 REG	EC1100451	HUNTINGTON NATIONAL BANK, NA	0.15	11/19/2012	0.15	\$ 86,374.10	\$ 86,374.10	\$ 86,374.10	11/19/2010
202131	303 REG	EC1100469	HUNTINGTON NATIONAL BANK, NA	0.15	11/19/2012	0.15	\$ 125,000.00	\$ 125,000.00	\$ 125,000.00	11/19/2010
202132	303 REG	EC1100477	HUNTINGTON NATIONAL BANK, NA	0.15	11/19/2012	0.15	\$ 46,750.00	\$ 46,750.00	\$ 46,750.00	11/19/2010
202133	303 REG	EC1100485	HUNTINGTON NATIONAL BANK, NA	0.15	11/19/2012	0.15	\$ 48,000.00	\$ 48,000.00	\$ 48,000.00	11/19/2010
202134	303 REG	EC1100493	HUNTINGTON NATIONAL BANK, NA	0.15	11/19/2012	0.15	\$ 56,635.00	\$ 56,635.00	\$ 56,635.00	11/19/2010
202244	303 REG	EC1100501	CONSUMERS NATIONAL BANK	0.15	11/21/2012	0.15	\$ 57,500.00	\$ 57,500.00	\$ 57,500.00	11/23/2010
202319	303 REG	EC1100519	U.S. BANK, N.A.	0.15	11/29/2012	0.15	\$ 42,753.60	\$ 42,753.60	\$ 42,753.60	11/29/2010
202322	303 REG	EC1100527	U.S. BANK, N.A.	0.15	11/29/2012	0.15	\$ 80,145.00	\$ 80,145.00	\$ 80,145.00	11/29/2010
202352	303 REG	EC1100535	FIRST NATIONAL BANK, NEW BREMEN	0.15	11/30/2012	0.15	\$ 110,000.00	\$ 110,000.00	\$ 110,000.00	11/30/2010
202419	303 REG	EC1100543	LIBERTY NATIONAL BANK	0.15	11/30/2012	0.15	\$ 31,575.00	\$ 31,575.00	\$ 31,575.00	12/1/2010
202420	303 REG	EC1100550	LIBERTY NATIONAL BANK	0.15	11/30/2012	0.15	\$ 33,500.00	\$ 33,500.00	\$ 33,500.00	12/1/2010
202607	303 REG	EC1100568	KEYBANK, NA	0.15	12/7/2012	0.15	\$ 25,000.00	\$ 25,000.00	\$ 25,000.00	12/8/2010
202608	303 REG	EC1100576	KEYBANK, NA	0.15	12/7/2012	0.15	\$ 27,320.00	\$ 27,320.00	\$ 27,320.00	12/8/2010
202609	303 REG	EC1100584	KEYBANK, NA	0.15	12/7/2012	0.15	\$ 39,500.00	\$ 39,500.00	\$ 39,500.00	12/8/2010
202610	303 REG	EC1100592	KEYBANK, NA	0.15	12/7/2012	0.15	\$ 25,000.00	\$ 25,000.00	\$ 25,000.00	12/8/2010
202741	303 REG	EC1100600	CONSUMERS NATIONAL BANK	0.15	12/14/2012	0.15	\$ 12,500.00	\$ 12,500.00	\$ 12,500.00	12/15/2010
202834	303 REG	EC1100618	HUNTINGTON NATIONAL BANK, NA	0.15	12/21/2012	0.15	\$ 82,845.00	\$ 82,845.00	\$ 82,845.00	12/21/2010
202835	303 REG	EC1100626	HUNTINGTON NATIONAL BANK, NA	0.15	12/21/2012	0.15	\$ 100,000.00	\$ 100,000.00	\$ 100,000.00	12/21/2010
202836	303 REG	EC1100634	HUNTINGTON NATIONAL BANK, NA	0.15	12/21/2012	0.15	\$ 60,000.00	\$ 60,000.00	\$ 60,000.00	12/21/2010
202837	303 REG	EC1100642	HUNTINGTON NATIONAL BANK, NA	0.15	12/21/2012	0.15	\$ 172,020.00	\$ 172,020.00	\$ 172,020.00	12/21/2010
202887	303 REG	EC1100659	GREENVILLE FEDERAL S&L ASSOC.	0.15	12/21/2012	0.15	\$ 122,835.00	\$ 122,835.00	\$ 122,835.00	12/22/2010
202964	303 REG	EC1100667	CONSUMERS NATIONAL BANK	0.15	12/28/2012	0.15	\$ 25,700.00	\$ 25,700.00	\$ 25,700.00	12/29/2010
202981	303 REG	EC1100675	U.S. BANK, N.A.	0.15	12/28/2012	0.15	\$ 29,000.00	\$ 29,000.00	\$ 29,000.00	12/30/2010

PGM: INVS_MONTHEND_INVENTORY
 SOURCE: VisualQED
 MODEL: INVENTORY
 BASIS: SETTLEMENT
 AS-OF: 6/30/2011

**JOSH MANDEL
 TREASURER, STATE OF OHIO**

INVESTMENT INVENTORY
 SETTLED POSITIONS AS OF: 06/30/11

INVT#	FUND	CUSIP	DESCRIPTION	RATE	MATURITY	YIELD	PAR AMOUNT	BOOK VALUE	MARKET VALUE	1ST PUR
203083	303 REG	EC1100683	KEYBANK, NA	0.15	1/4/2013	0.15	\$ 70,000.00	\$ 70,000.00	\$ 70,000.00	1/5/2011
203084	303 REG	EC1100691	KEYBANK, NA	0.15	1/4/2013	0.15	\$ 45,589.60	\$ 45,589.60	\$ 45,589.60	1/5/2011
203085	303 REG	EC1100709	KEYBANK, NA	0.15	1/4/2013	0.15	\$ 103,000.00	\$ 103,000.00	\$ 103,000.00	1/5/2011
203086	303 REG	EC1100717	KEYBANK, NA	0.15	1/4/2013	0.15	\$ 31,000.00	\$ 31,000.00	\$ 31,000.00	1/5/2011
203087	303 REG	EC1100725	KEYBANK, NA	0.15	1/4/2013	0.15	\$ 50,880.00	\$ 50,880.00	\$ 50,880.00	1/5/2011
203546	303 REG	EC1100733	KEYBANK, NA	0.15	2/4/2013	0.15	\$ 33,669.00	\$ 33,669.00	\$ 33,669.00	2/4/2011
204007	303 REG	EC1100741	KEYBANK, NA	0.15	3/4/2013	0.15	\$ 91,410.00	\$ 91,410.00	\$ 91,410.00	3/4/2011
204008	303 REG	EC1100758	KEYBANK, NA	0.15	3/4/2013	0.15	\$ 25,225.00	\$ 25,225.00	\$ 25,225.00	3/4/2011
204009	303 REG	EC1100766	KEYBANK, NA	0.15	3/4/2013	0.15	\$ 100,000.00	\$ 100,000.00	\$ 100,000.00	3/4/2011
204010	303 REG	EC1100774	KEYBANK, NA	0.15	3/4/2013	0.15	\$ 32,500.00	\$ 32,500.00	\$ 32,500.00	3/4/2011
204260	303 REG	EC11078 3	VINTON COUNTY NATIONAL BANK	0.15	3/22/2013	0.15	\$ 125,000.00	\$ 125,000.00	\$ 125,000.00	3/23/2011
204444	303 REG	EC1100790	KEYBANK, NA	0.15	4/5/2013	0.15	\$ 125,005.00	\$ 125,005.00	\$ 125,005.00	4/5/2011
204445	303 REG	EC1100808	KEYBANK, NA	0.15	4/5/2013	0.15	\$ 117,000.00	\$ 117,000.00	\$ 117,000.00	4/5/2011
204446	303 REG	EC1100816	KEYBANK, NA	0.15	4/5/2013	0.15	\$ 75,000.00	\$ 75,000.00	\$ 75,000.00	4/5/2011
204447	303 REG	EC1100824	KEYBANK, NA	0.15	4/5/2013	0.15	\$ 35,838.75	\$ 35,838.75	\$ 35,838.75	4/5/2011
204975	303 REG	EC1100840	CONSUMERS NATIONAL BANK	0.15	4/12/2013	0.15	\$ 14,000.00	\$ 14,000.00	\$ 14,000.00	4/13/2011
205268	303 REG	EC1100857	GREENVILLE FEDERAL S&L ASSOC.	0.15	4/25/2013	0.15	\$ 125,000.00	\$ 125,000.00	\$ 125,000.00	4/25/2011
205426	303 REG	EC1100865	U.S. BANK, N.A.	0.15	5/3/2013	0.15	\$ 82,190.00	\$ 82,190.00	\$ 82,190.00	5/3/2011
205533	303 REG	EC1100873	KEYBANK, NA	0.15	5/6/2013	0.15	\$ 246,869.00	\$ 246,869.00	\$ 246,869.00	5/6/2011
205532	303 REG	EC1100881	KEYBANK, NA	0.15	5/6/2013	0.15	\$ 36,100.00	\$ 36,100.00	\$ 36,100.00	5/6/2011
205534	303 REG	EC1100899	KEYBANK, NA	0.15	5/6/2013	0.15	\$ 59,105.00	\$ 59,105.00	\$ 59,105.00	5/6/2011
205535	303 REG	EC1100907	KEYBANK, NA	0.15	5/6/2013	0.15	\$ 43,700.00	\$ 43,700.00	\$ 43,700.00	5/6/2011
205536	303 REG	EC1100915	KEYBANK, NA	0.15	5/6/2013	0.15	\$ 119,310.00	\$ 119,310.00	\$ 119,310.00	5/6/2011
205537	303 REG	EC1100923	KEYBANK, NA	0.15	5/6/2013	0.15	\$ 43,805.00	\$ 43,805.00	\$ 43,805.00	5/6/2011
205657	303 REG	EC1100931	GREENVILLE FEDERAL S&L ASSOC.	0.15	5/17/2013	0.15	\$ 33,950.00	\$ 33,950.00	\$ 33,950.00	5/17/2011
205881	303 REG	EC1100949	U.S. BANK, N.A.	0.15	5/24/2013	0.15	\$ 73,750.00	\$ 73,750.00	\$ 73,750.00	5/26/2011
205998	303 REG	EC1100956	KEYBANK, NA	0.15	6/3/2013	0.15	\$ 55,220.00	\$ 55,220.00	\$ 55,220.00	6/3/2011
205999	303 REG	EC1100964	KEYBANK, NA	0.15	6/3/2013	0.15	\$ 47,255.00	\$ 47,255.00	\$ 47,255.00	6/3/2011
206000	303 REG	EC1100972	KEYBANK, NA	0.15	6/3/2013	0.15	\$ 50,805.00	\$ 50,805.00	\$ 50,805.00	6/3/2011
206001	303 REG	EC1100980	KEYBANK, NA	0.15	6/3/2013	0.15	\$ 42,785.00	\$ 42,785.00	\$ 42,785.00	6/3/2011
206002	303 REG	EC1100998	KEYBANK, NA	0.15	6/3/2013	0.15	\$ 156,355.00	\$ 156,355.00	\$ 156,355.00	6/3/2011
206025	303 REG	EC1101004	U.S. BANK, N.A.	0.15	6/6/2013	0.15	\$ 65,000.00	\$ 65,000.00	\$ 65,000.00	6/6/2011
206029	303 REG	EC1101012	U.S. BANK, N.A.	0.15	6/6/2013	0.15	\$ 16,350.00	\$ 16,350.00	\$ 16,350.00	6/6/2011
206030	303 REG	EC1101020	U.S. BANK, N.A.	0.15	6/6/2013	0.15	\$ 35,000.00	\$ 35,000.00	\$ 35,000.00	6/6/2011
206031	303 REG	EC1101038	U.S. BANK, N.A.	0.15	6/6/2013	0.15	\$ 125,000.00	\$ 125,000.00	\$ 125,000.00	6/6/2011
206221	303 REG	EC1101046	U.S. BANK, N.A.	0.15	6/14/2013	0.15	\$ 30,250.00	\$ 30,250.00	\$ 30,250.00	6/14/2011
206305	303 REG	EC1101053	U.S. BANK, N.A.	0.15	6/20/2013	0.15	\$ 20,755.00	\$ 20,755.00	\$ 20,755.00	6/20/2011
206306	303 REG	EC1101061	U.S. BANK, N.A.	0.15	6/20/2013	0.15	\$ 83,435.00	\$ 83,435.00	\$ 83,435.00	6/20/2011
							\$ 9,171,102.80	\$ 9,171,102.80	\$ 9,171,102.80	
198829	303 REG	SN1000108	PNC BANK, NA	0.10	7/14/2011	0.10	\$ 10,000,000.00	\$ 10,000,000.00	\$ 10,000,000.00	7/14/2010
205507	303 REG	SN1100023	WAYNE SAVINGS COMMUNITY BANK	0.10	5/4/2012	0.10	\$ 2,500,000.00	\$ 2,500,000.00	\$ 2,500,000.00	5/6/2011
205506	303 REG	SN1100031	FIRST NATIONAL BANK, BELLEVUE	0.10	5/4/2012	0.10	\$ 1,090,000.00	\$ 1,090,000.00	\$ 1,090,000.00	5/6/2011
206417	303 REG	SN1100049	CF BANK *	0.10	5/21/2012	0.10	\$ 250,000.00	\$ 250,000.00	\$ 250,000.00	5/20/2011
							\$ 13,840,000.00	\$ 13,840,000.00	\$ 13,840,000.00	
200223	303 REG	RO1100014	FARMERS & MERCHANTS STATE BANK		8/31/2012		\$ 5,000.00	\$ 5,000.00	\$ 5,000.00	9/3/2010
203570	303 REG	RO1100022	GENOA BANKING COMPANY	0.15	2/7/2013	0.15	\$ 800,000.00	\$ 800,000.00	\$ 800,000.00	2/7/2011
205665	303 REG	RO1100030	HUNTINGTON NATIONAL BANK, NA	0.15	5/17/2013	0.15	\$ 100,000.00	\$ 100,000.00	\$ 100,000.00	5/18/2011
							\$ 905,000.00	\$ 905,000.00	\$ 905,000.00	
							\$ 7,149,534,954.30	\$ 7,147,873,564.60	\$ 7,148,548,962.67	
206567	295 TOB	1667T1UB5	CHEVRON CORPORATION	0.02	7/11/2011	0.02	\$ 19,000,000.00	\$ 18,999,883.89	\$ 18,999,883.89	6/30/2011
206566	295 TOB	06416KUV0	BANK OF NOVA SCOTIA	0.08	7/29/2011	0.08	\$ 19,000,000.00	\$ 18,998,775.56	\$ 18,998,775.56	6/30/2011
206552	295 TOB	36959JVV2	GENERAL ELECTRIC CAPITAL CORP	0.08	8/29/2011	0.08	\$ 15,897,000.00	\$ 15,894,845.07	\$ 15,894,845.07	6/29/2011
							\$ 53,897,000.00	\$ 53,893,504.52	\$ 53,893,504.52	

PGM: INVS_MONTHEND_INVENTORY
 SOURCE: VisualQED
 MODEL: INVENTORY
 BASIS: SETTLEMENT
 AS-OF: 6/30/2011

JOSH MANDEL
TREASURER, STATE OF OHIO

INVESTMENT INVENTORY
 SETTLED POSITIONS AS OF: 06/30/11

INVS#	FUND	CUSIP	DESCRIPTION	RATE	MATURITY	YIELD	PAR AMOUNT	BOOK VALUE	MARKET VALUE	1ST PUR
206568	295 TOB	313588KN4	FNMA DISCOUNT NOTE	0.01	8/17/2011	0.01	\$ 50,000,000.00	\$ 49,999,333.33	\$ 49,998,500.00	6/30/2011
206572	295 TOB	313588KN4	FNMA DISCOUNT NOTE	0.01	8/17/2011	0.01	\$ 7,003,000.00	\$ 7,002,906.63	\$ 7,002,789.91	6/30/2011
							\$ 57,003,000.00	\$ 57,002,239.96	\$ 57,001,289.91	
183025	295 TOB	38141W273	GOLDMAN SACHS FIN SQ GOVT #465	0.01		0.01	\$ 1,393,201.51	\$ 1,393,201.51	\$ 1,393,201.51	10/29/2007
188876	295 TOB	4812C0670	JP MORGAN US GOVT MMKT #3164	0.01		0.01	\$ 4,832,739.92	\$ 4,832,739.92	\$ 4,832,739.92	10/30/2008
							\$ 6,225,941.43	\$ 6,225,941.43	\$ 6,225,941.43	
184687	295 TOB	STAR29519	STAR OHIO 71115	0.04		0.04	\$ 165,335,622.40	\$ 165,335,622.40	\$ 165,335,622.40	2/11/2008
							\$ 165,335,622.40	\$ 165,335,622.40	\$ 165,335,622.40	
							\$ 282,461,563.83	\$ 282,457,308.31	\$ 282,456,358.26	
179692	302 DPTF	76116EFF2	REF CORP STRIP		1/15/2013	4.89	\$ 150,000.00	\$ 112,534.50	\$ 148,279.50	1/31/2007
179693	302 DPTF	76116EFH8	REF CORP STRIP		1/15/2014	4.93	\$ 150,000.00	\$ 106,912.50	\$ 145,890.00	1/31/2007
162210	302 DPTF	76116EFK1	REF CORP STRIP		1/15/2015	5.25	\$ 900,000.00	\$ 497,115.00	\$ 852,363.00	8/1/2003
718	302 DPTF	76116EFL9	REF CORP STRIP		7/15/2015	7.57	\$ 2,408,000.00	\$ 463,660.40	\$ 2,247,121.52	5/14/1993
721	302 DPTF	76116ECF5	REF CORP STRIP		10/15/2016	6.72	\$ 3,600,000.00	\$ 898,956.00	\$ 3,193,452.00	10/18/1995
178269	302 DPTF	76116EFP0	REF CORP STRIP		1/15/2017	4.84	\$ 4,262,000.00	\$ 2,604,167.24	\$ 3,735,131.56	9/27/2006
179696	302 DPTF	76116EFP0	REF CORP STRIP		1/15/2017	5.09	\$ 150,000.00	\$ 90,952.50	\$ 131,457.00	1/31/2007
178776	302 DPTF	76116ECG3	REF CORP STRIP		4/15/2017	4.87	\$ 2,696,000.00	\$ 1,632,697.60	\$ 2,333,927.20	11/8/2006
179127	302 DPTF	76116ECJ7	REF CORP STRIP		4/15/2018	4.66	\$ 41,000.00	\$ 24,292.09	\$ 33,828.69	12/4/2006
727	302 DPTF	76116EFS4	REF CORP STRIP		7/15/2018	7.99	\$ 7,000,000.00	\$ 1,119,650.00	\$ 5,698,070.00	2/22/1995
178563	302 DPTF	76116EFS4	REF CORP STRIP		7/15/2018	5.12	\$ 2,312,000.00	\$ 1,277,819.28	\$ 1,881,991.12	10/20/2006
728	302 DPTF	76116ECK4	REF CORP STRIP		10/15/2018	7.38	\$ 3,000,000.00	\$ 549,780.00	\$ 2,409,180.00	5/22/1995
729	302 DPTF	76116ECK4	REF CORP STRIP		10/15/2018	6.76	\$ 2,600,000.00	\$ 563,810.00	\$ 2,087,956.00	10/18/1995
179054	302 DPTF	76116ECK4	REF CORP STRIP		10/15/2018	4.85	\$ 97,000.00	\$ 54,912.67	\$ 77,896.82	11/28/2006
180734	302 DPTF	76116ECL2	REF CORP STRIP		4/15/2019	5.01	\$ 100,000.00	\$ 55,335.00	\$ 78,206.00	4/30/2007
165708	302 DPTF	76116EFV7	REF CORP STRIP		1/15/2020	5.75	\$ 316,000.00	\$ 129,620.04	\$ 236,390.12	4/26/2004
179699	302 DPTF	76116EFV7	REF CORP STRIP		1/15/2020	5.23	\$ 150,000.00	\$ 76,833.00	\$ 112,210.50	1/31/2007
179056	302 DPTF	76116EGT1	REF CORP STRIP		4/15/2020	4.89	\$ 70,000.00	\$ 36,688.40	\$ 51,503.20	11/28/2006
74345	302 DPTF	76116FAE7	REF CORP STRIP		10/15/2020	5.72	\$ 2,300,000.00	\$ 663,205.00	\$ 1,653,102.00	9/28/1998
179700	302 DPTF	76116EFX3	REF CORP STRIP		1/15/2021	5.25	\$ 150,000.00	\$ 72,754.50	\$ 105,478.50	1/31/2007
179053	302 DPTF	76116FAG2	REF CORP STRIP		1/15/2021	4.94	\$ 489,000.00	\$ 245,380.20	\$ 346,529.85	11/28/2006
179704	302 DPTF	76116EGF1	REF CORP STRIP		1/15/2025	5.26	\$ 150,000.00	\$ 59,028.00	\$ 82,393.50	1/31/2007
							\$ 33,091,000.00	\$ 11,336,103.92	\$ 27,642,358.08	
49399	302 DPTF	313490CK8	FED JUDICIARY		2/15/2023	6.36	\$ 3,400,000.00	\$ 716,040.00	\$ 1,962,684.00	3/30/1998
49401	302 DPTF	313490CM4	FED JUDICIARY		2/15/2024	6.33	\$ 2,400,000.00	\$ 478,320.00	\$ 1,295,496.00	3/30/1998
							\$ 5,800,000.00	\$ 1,194,360.00	\$ 3,258,180.00	
148815	302 DPTF	31331RP90	FFCB MEDIUM TERM NOTE	5.45	12/11/2013	6.04	\$ 2,225,000.00	\$ 2,110,279.00	\$ 2,479,584.50	5/9/2001
							\$ 2,225,000.00	\$ 2,110,279.00	\$ 2,479,584.50	
178636	302 DPTF	3133MTZL5	FHLB DEBENTURE	4.50	11/15/2012	5.08	\$ 1,755,000.00	\$ 1,702,665.90	\$ 1,851,595.20	10/26/2006
178918	302 DPTF	3133MTZL5	FHLB DEBENTURE	4.50	11/15/2012	4.92	\$ 210,000.00	\$ 205,510.20	\$ 221,558.40	11/17/2006
							\$ 1,965,000.00	\$ 1,908,176.10	\$ 2,073,153.60	
178299	302 DPTF	3134A4HF4	FHLMC DEBENTURE	5.50	9/15/2011	4.87	\$ 9,070,000.00	\$ 9,319,787.80	\$ 9,170,586.30	9/29/2006
178302	302 DPTF	3134A4JT2	FHLMC DEBENTURE	5.75	1/15/2012	4.90	\$ 9,010,000.00	\$ 9,361,750.40	\$ 9,280,209.90	9/29/2006
178338	302 DPTF	3134A4SA3	FHLMC DEBENTURE	4.50	1/15/2013	4.93	\$ 6,955,000.00	\$ 6,795,660.95	\$ 7,390,869.85	10/2/2006
178648	302 DPTF	3134A4SA3	FHLMC DEBENTURE	4.50	1/15/2013	5.02	\$ 370,000.00	\$ 359,828.70	\$ 393,187.90	10/27/2006
178635	302 DPTF	3134A4TZ7	FHLMC DEBENTURE	4.50	7/15/2013	5.10	\$ 3,565,000.00	\$ 3,445,358.60	\$ 3,854,549.30	10/26/2006
178456	302 DPTF	3134A4UK8	FHLMC DEBENTURE	4.88	11/15/2013	5.05	\$ 6,525,000.00	\$ 6,456,226.50	\$ 7,174,563.75	10/12/2006
178641	302 DPTF	3134A4UM4	FHLMC DEBENTURE	4.50	1/15/2014	5.09	\$ 10,775,000.00	\$ 10,391,625.50	\$ 11,782,139.25	10/26/2006
179085	302 DPTF	3134A4UM4	FHLMC DEBENTURE	4.50	1/15/2014	4.76	\$ 150,000.00	\$ 147,685.50	\$ 164,020.50	11/30/2006

PGM: INVS_MONTHEND_INVENTORY
 SOURCE: VisualQED
 MODEL: INVENTORY
 BASIS: SETTLEMENT
 AS-OF: 6/30/2011

**JOSH MANDEL
 TREASURER, STATE OF OHIO**

INVESTMENT INVENTORY
 SETTLED POSITIONS AS OF: 06/30/11

INVS#	FUND	CUSIP	DESCRIPTION	RATE	MATURITY	YIELD	PAR AMOUNT	BOOK VALUE	MARKET VALUE	1ST PUR
178388	302 DPTF	3134A4UX0	FHLMC DEBENTURE	4.50	1/15/2015	4.92	\$ 14,165,000.00	\$ 13,764,272.15	\$ 15,728,249.40	10/4/2006
178472	302 DPTF	3134A4VC5	FHLMC DEBENTURE	4.38	7/17/2015	5.08	\$ 6,655,000.00	\$ 6,326,442.65	\$ 7,380,794.30	10/12/2006
178225	302 DPTF	3134A4VG6	FHLMC DEBENTURE	4.75	11/17/2015	5.07	\$ 2,105,000.00	\$ 2,056,016.65	\$ 2,369,156.45	9/21/2006
178609	302 DPTF	3134A4ZT4	FHLMC DEBENTURE	4.75	1/19/2016	5.18	\$ 4,395,000.00	\$ 4,256,997.00	\$ 4,951,846.50	10/24/2006
178224	302 DPTF	3137EAAD1	FHLMC DEBENTURE	5.25	4/18/2016	5.09	\$ 8,960,000.00	\$ 9,069,222.40	\$ 10,319,590.40	9/21/2006
178562	302 DPTF	3137EAAG4	FHLMC DEBENTURE	5.50	7/18/2016	5.14	\$ 6,915,000.00	\$ 7,102,742.25	\$ 8,039,033.25	10/20/2006
178683	302 DPTF	3137EAAJ8	FHLMC DEBENTURE	5.13	10/18/2016	5.03	\$ 5,405,000.00	\$ 5,445,969.90	\$ 6,189,751.95	10/31/2006
							\$ 95,020,000.00	\$ 94,299,586.95	\$ 104,188,549.00	
159068	302 DPTF	3134A4LU6	FHLMC STRIP		7/15/2012	4.79	\$ 7,521,000.00	\$ 4,804,640.43	\$ 7,457,522.76	1/27/2003
70663	302 DPTF	3134A1MX5	FHLMC STRIP		2/1/2014	5.90	\$ 2,500,000.00	\$ 1,020,000.00	\$ 2,420,450.00	9/1/1998
50454	302 DPTF	3134A1X39	FHLMC STRIP		6/1/2015	6.21	\$ 6,900,000.00	\$ 2,416,863.00	\$ 6,366,837.00	4/2/1998
70664	302 DPTF	3134A1M20	FHLMC STRIP		3/1/2016	5.95	\$ 1,900,000.00	\$ 681,530.00	\$ 1,699,664.00	9/1/1998
82960	302 DPTF	3134A1M20	FHLMC STRIP		3/1/2016	6.16	\$ 3,800,000.00	\$ 1,328,860.00	\$ 3,399,328.00	11/9/1998
178660	302 DPTF	3134A1CT5	FHLMC STRIP		9/15/2016	5.13	\$ 885,000.00	\$ 536,672.85	\$ 771,843.90	10/30/2006
178759	302 DPTF	3134A3Y83	FHLMC STRIP		3/15/2017	5.10	\$ 500,000.00	\$ 296,810.00	\$ 426,370.00	11/7/2006
179374	302 DPTF	3134A3Y83	FHLMC STRIP		3/15/2017	5.02	\$ 429,000.00	\$ 258,468.21	\$ 365,825.46	12/26/2006
178738	302 DPTF	3134A4BK9	FHLMC STRIP		3/15/2017	5.05	\$ 6,026,000.00	\$ 3,595,894.98	\$ 5,121,316.62	11/6/2006
179375	302 DPTF	3134A3Z33	FHLMC STRIP		9/15/2018	5.08	\$ 1,698,000.00	\$ 943,222.02	\$ 1,340,520.06	12/26/2006
178739	302 DPTF	3134A4BN3	FHLMC STRIP		9/15/2018	5.12	\$ 3,691,000.00	\$ 2,027,355.57	\$ 2,934,787.92	11/6/2006
121236	302 DPTF	3134A1NA4	FHLMC STRIP		1/2/2019	6.96	\$ 21,000,000.00	\$ 5,665,170.00	\$ 16,432,080.00	11/8/1999
104953	302 DPTF	313400BV4	FHLMC STRIP		11/29/2019	6.23	\$ 2,695,000.00	\$ 762,469.40	\$ 1,876,851.90	4/30/1999
178664	302 DPTF	313400BV4	FHLMC STRIP		11/29/2019	5.28	\$ 1,707,000.00	\$ 863,605.44	\$ 1,188,788.94	10/30/2006
93767	302 DPTF	3134A1HU7	FHLMC STRIP		12/2/2019	6.15	\$ 5,100,000.00	\$ 1,438,965.00	\$ 3,768,645.00	1/13/1999
108426	302 DPTF	3134A1HU7	FHLMC STRIP		12/2/2019	6.72	\$ 1,000,000.00	\$ 258,860.00	\$ 738,950.00	6/21/1999
178674	302 DPTF	3134A4BS2	FHLMC STRIP		9/15/2020	5.29	\$ 1,146,000.00	\$ 555,718.32	\$ 799,747.56	10/31/2006
178684	302 DPTF	3134A4BS2	FHLMC STRIP		9/15/2020	5.22	\$ 4,423,000.00	\$ 2,164,041.21	\$ 3,086,634.78	10/31/2006
178680	302 DPTF	3134A4BT0	FHLMC STRIP		3/15/2021	5.23	\$ 3,286,000.00	\$ 1,565,318.96	\$ 2,223,209.02	10/31/2006
178679	302 DPTF	3134A4BU7	FHLMC STRIP		9/15/2021	5.25	\$ 6,590,000.00	\$ 3,050,379.20	\$ 4,314,011.70	10/31/2006
178682	302 DPTF	3134A4BU7	FHLMC STRIP		9/15/2021	5.32	\$ 421,000.00	\$ 192,822.21	\$ 275,599.23	10/31/2006
178666	302 DPTF	3134A4MY7	FHLMC STRIP		1/15/2022	5.23	\$ 5,619,000.00	\$ 2,561,364.96	\$ 3,600,992.34	10/30/2006
178685	302 DPTF	3134A4BV5	FHLMC STRIP		3/15/2022	5.23	\$ 4,602,000.00	\$ 2,080,702.26	\$ 2,917,944.12	10/31/2006
178619	302 DPTF	3134A4BW3	FHLMC STRIP		9/15/2022	5.41	\$ 2,166,000.00	\$ 928,044.36	\$ 1,330,855.38	10/25/2006
158997	302 DPTF	3134A4NB6	FHLMC STRIP		7/15/2023	6.04	\$ 3,400,000.00	\$ 1,006,230.00	\$ 1,978,936.00	1/23/2003
173969	302 DPTF	3134A4CJ1	FHLMC STRIP		9/15/2028	5.18	\$ 1,252,000.00	\$ 391,074.72	\$ 534,478.80	12/14/2005
							\$ 100,257,000.00	\$ 41,395,083.10	\$ 77,372,190.49	
178324	302 DPTF	31359MMQ3	FNMA DEBENTURE	6.13	3/15/2012	4.93	\$ 4,565,000.00	\$ 4,822,922.50	\$ 4,751,069.40	10/2/2006
178271	302 DPTF	31359MTG8	FNMA DEBENTURE	4.63	10/15/2013	4.91	\$ 8,265,000.00	\$ 8,126,313.30	\$ 9,012,982.50	9/27/2006
178649	302 DPTF	31359MUT8	FNMA DEBENTURE	4.13	4/15/2014	5.02	\$ 15,030,000.00	\$ 14,197,939.20	\$ 16,367,820.30	10/27/2006
178387	302 DPTF	31359MA45	FNMA DEBENTURE	5.00	4/15/2015	4.95	\$ 5,635,000.00	\$ 5,656,356.65	\$ 6,379,045.40	10/4/2006
178389	302 DPTF	31359MZC0	FNMA DEBENTURE	4.38	10/15/2015	4.94	\$ 7,240,000.00	\$ 6,944,246.00	\$ 8,023,078.40	10/4/2006
178453	302 DPTF	31359MH89	FNMA DEBENTURE	5.00	3/15/2016	5.12	\$ 720,000.00	\$ 713,736.00	\$ 820,519.20	10/11/2006
178532	302 DPTF	31359MS61	FNMA DEBENTURE	5.38	7/15/2016	5.11	\$ 4,705,000.00	\$ 4,799,711.65	\$ 5,468,198.05	10/18/2006
							\$ 46,160,000.00	\$ 45,261,225.30	\$ 50,822,713.25	
95440	302 DPTF	31358CX27	FNMA STRIP		8/7/2011	5.62	\$ 4,622,000.00	\$ 2,312,802.58	\$ 4,618,810.82	2/10/1999
173194	302 DPTF	31359YGE1	FNMA STRIP		9/15/2011	4.53	\$ 319,000.00	\$ 244,299.77	\$ 318,550.21	9/30/2005
173195	302 DPTF	31358C7B6	FNMA STRIP		5/15/2012	4.56	\$ 2,563,000.00	\$ 1,901,665.37	\$ 2,545,545.97	9/30/2005
70369	302 DPTF	31358AEL0	FNMA STRIP		8/12/2012	5.88	\$ 5,000,000.00	\$ 2,227,060.46	\$ 4,954,100.00	8/28/1998
173950	302 DPTF	31359YBR7	FNMA STRIP		1/15/2013	4.99	\$ 483,000.00	\$ 340,640.58	\$ 476,271.81	12/12/2005
96171	302 DPTF	31358CX50	FNMA STRIP		2/7/2013	5.94	\$ 3,200,000.00	\$ 1,410,784.00	\$ 3,152,704.00	2/10/1999
173951	302 DPTF	31359YBT3	FNMA STRIP		1/15/2014	5.04	\$ 407,000.00	\$ 272,173.11	\$ 394,724.88	12/12/2005
634	302 DPTF	313586QR3	FNMA STRIP		7/5/2014	7.42	\$ 10,000,000.00	\$ 2,483,300.00	\$ 9,601,500.00	5/22/1995
3584	302 DPTF	313586QR3	FNMA STRIP		7/5/2014	7.25	\$ 6,000,000.00	\$ 1,679,940.00	\$ 5,760,900.00	8/20/1996
47369	302 DPTF	313586QR3	FNMA STRIP		7/5/2014	6.30	\$ 14,000,000.00	\$ 5,091,520.00	\$ 13,442,100.00	3/10/1998
48911	302 DPTF	31364DJK3	FNMA STRIP		4/8/2015	6.21	\$ 4,845,000.00	\$ 1,711,011.75	\$ 4,525,859.85	3/26/1998

PGM: INVS_MONTHEND_INVENTORY
 SOURCE: VisualQED
 MODEL: INVENTORY
 BASIS: SETTLEMENT
 AS-OF: 6/30/2011

**JOSH MANDEL
 TREASURER, STATE OF OHIO**

INVESTMENT INVENTORY
 SETTLED POSITIONS AS OF: 06/30/11

INVT#	FUND	CUSIP	DESCRIPTION	RATE	MATURITY	YIELD	PAR AMOUNT	BOOK VALUE	MARKET VALUE	1ST PUR
48915	302 DPTF	31364DJL1	FNMA STRIP		10/8/2015	6.23	\$ 9,045,000.00	\$ 3,087,601.20	\$ 8,300,415.60	3/26/1998
173952	302 DPTF	31359YBX4	FNMA STRIP		1/15/2016	5.10	\$ 375,000.00	\$ 225,585.00	\$ 340,376.25	12/12/2005
178745	302 DPTF	31359YBX4	FNMA STRIP		1/15/2016	5.06	\$ 1,686,000.00	\$ 1,065,366.54	\$ 1,530,331.62	11/6/2006
51248	302 DPTF	31364DJM9	FNMA STRIP		4/8/2016	6.26	\$ 4,200,000.00	\$ 1,386,462.00	\$ 3,774,960.00	4/15/1998
51249	302 DPTF	31364DJN7	FNMA STRIP		10/8/2016	6.26	\$ 5,000,000.00	\$ 1,599,900.00	\$ 4,386,200.00	4/15/1998
178667	302 DPTF	31358C7L4	FNMA STRIP		11/15/2016	5.05	\$ 10,495,000.00	\$ 6,361,019.50	\$ 9,157,097.40	10/30/2006
173953	302 DPTF	31359YBZ9	FNMA STRIP		1/15/2017	5.10	\$ 317,000.00	\$ 181,355.70	\$ 273,891.17	12/13/2005
99045	302 DPTF	31359MEL3	FNMA STRIP		6/1/2017	6.23	\$ 10,000,000.00	\$ 3,279,700.00	\$ 8,553,400.00	3/24/1999
95441	302 DPTF	31358CY67	FNMA STRIP		8/7/2017	5.91	\$ 5,005,000.00	\$ 1,704,703.00	\$ 4,190,936.75	2/10/1999
70667	302 DPTF	31358ACK4	FNMA STRIP		2/1/2018	5.98	\$ 2,000,000.00	\$ 637,320.00	\$ 1,561,100.00	9/1/1998
82961	302 DPTF	008452CL6	FNMA STRIP		2/12/2018	6.16	\$ 2,007,000.00	\$ 624,136.86	\$ 1,645,840.35	11/9/1998
173954	302 DPTF	31359YCD7	FNMA STRIP		1/15/2019	5.19	\$ 317,000.00	\$ 162,107.46	\$ 245,551.37	12/13/2005
179698	302 DPTF	31359YCD7	FNMA STRIP		1/15/2019	5.38	\$ 150,000.00	\$ 79,561.50	\$ 116,191.50	1/31/2007
70368	302 DPTF	31358ACM0	FNMA STRIP		2/1/2019	6.00	\$ 270,000.00	\$ 80,796.73	\$ 204,001.20	8/28/1998
104954	302 DPTF	31358ACM0	FNMA STRIP		2/1/2019	6.31	\$ 5,665,000.00	\$ 1,660,581.45	\$ 4,280,247.40	4/30/1999
178654	302 DPTF	31358C7R1	FNMA STRIP		5/15/2019	5.24	\$ 3,225,000.00	\$ 1,686,030.00	\$ 2,508,727.50	10/27/2006
3448	302 DPTF	313586RC5	FNMA STRIP		10/9/2019	7.22	\$ 1,500,000.00	\$ 290,220.00	\$ 1,050,045.00	8/12/1996
104952	302 DPTF	313586RC5	FNMA STRIP		10/9/2019	6.23	\$ 2,500,000.00	\$ 713,225.00	\$ 1,750,075.00	4/30/1999
178663	302 DPTF	31358C7S9	FNMA STRIP		11/15/2019	5.26	\$ 651,000.00	\$ 330,760.08	\$ 480,034.38	10/30/2006
147427	302 DPTF	31359YCF2	FNMA STRIP		1/15/2020	6.34	\$ 1,140,000.00	\$ 351,302.40	\$ 831,288.00	3/7/2001
173955	302 DPTF	31359YCF2	FNMA STRIP		1/15/2020	5.24	\$ 314,000.00	\$ 151,508.14	\$ 228,968.80	12/13/2005
147428	302 DPTF	31359YCG0	FNMA STRIP		7/15/2020	6.34	\$ 1,140,000.00	\$ 340,506.60	\$ 803,950.80	3/7/2001
178426	302 DPTF	31359YCG0	FNMA STRIP		7/15/2020	5.18	\$ 5,919,000.00	\$ 2,925,051.42	\$ 4,174,197.18	10/6/2006
178740	302 DPTF	31358C7U4	FNMA STRIP		11/15/2020	5.24	\$ 6,783,000.00	\$ 3,285,074.73	\$ 4,685,696.40	11/6/2006
128968	302 DPTF	31364DNW2	FNMA STRIP		3/23/2021	7.09	\$ 4,000,000.00	\$ 918,760.00	\$ 2,702,360.00	2/7/2000
178652	302 DPTF	31358C7V2	FNMA STRIP		5/15/2021	5.31	\$ 4,895,000.00	\$ 2,283,419.60	\$ 3,275,538.20	10/27/2006
173956	302 DPTF	31359YCK1	FNMA STRIP		1/15/2022	5.25	\$ 318,000.00	\$ 138,142.38	\$ 204,944.64	12/13/2005
173957	302 DPTF	31359YCM7	FNMA STRIP		1/15/2023	5.25	\$ 317,000.00	\$ 130,752.99	\$ 192,650.41	12/13/2005
143510	302 DPTF	31358CZ90	FNMA STRIP		2/7/2023	6.83	\$ 2,135,000.00	\$ 471,386.65	\$ 1,291,781.75	8/10/2000
108978	302 DPTF	31358C2A3	FNMA STRIP		8/7/2023	6.85	\$ 3,000,000.00	\$ 591,450.00	\$ 1,760,130.00	6/28/1999
147429	302 DPTF	31359YCP0	FNMA STRIP		1/15/2024	6.27	\$ 1,143,000.00	\$ 278,697.69	\$ 651,681.45	3/7/2001
173958	302 DPTF	31359YCP0	FNMA STRIP		1/15/2024	5.25	\$ 279,000.00	\$ 109,267.56	\$ 159,071.85	12/13/2005
143509	302 DPTF	31358C2B1	FNMA STRIP		2/7/2024	6.80	\$ 1,505,000.00	\$ 312,829.30	\$ 854,674.45	8/10/2000
132101	302 DPTF	31358C2C9	FNMA STRIP		8/7/2024	6.71	\$ 4,405,000.00	\$ 879,017.75	\$ 2,423,146.45	3/6/2000
173959	302 DPTF	31359YCR6	FNMA STRIP		1/15/2025	5.29	\$ 266,000.00	\$ 98,180.60	\$ 142,296.70	12/13/2005
143508	302 DPTF	31358C2D7	FNMA STRIP		2/7/2025	6.79	\$ 2,195,000.00	\$ 427,761.60	\$ 1,169,671.60	8/10/2000
128970	302 DPTF	31364DKF2	FNMA STRIP		4/8/2025	6.96	\$ 1,250,000.00	\$ 223,375.00	\$ 658,900.00	2/7/2000
147430	302 DPTF	31359YCT2	FNMA STRIP		1/15/2026	6.24	\$ 2,350,000.00	\$ 510,114.50	\$ 1,179,629.50	3/7/2001
173960	302 DPTF	31359YCT2	FNMA STRIP		1/15/2026	5.23	\$ 267,000.00	\$ 94,640.82	\$ 134,025.99	12/13/2005
152858	302 DPTF	31364DKL9	FNMA STRIP		10/8/2027	6.61	\$ 2,617,000.00	\$ 488,018.16	\$ 1,181,470.82	12/11/2001
173965	302 DPTF	31359YCX3	FNMA STRIP		1/15/2028	5.25	\$ 513,000.00	\$ 163,318.68	\$ 227,982.33	12/14/2005
173971	302 DPTF	31359YCY1	FNMA STRIP		7/15/2028	5.27	\$ 402,000.00	\$ 124,161.72	\$ 173,631.84	12/14/2005
173966	302 DPTF	31359YCZ8	FNMA STRIP		1/15/2029	5.23	\$ 513,000.00	\$ 155,772.45	\$ 215,126.55	12/14/2005
173967	302 DPTF	31359YDB0	FNMA STRIP		1/15/1930	5.18	\$ 513,000.00	\$ 149,678.01	\$ 201,850.11	12/14/2005
173972	302 DPTF	31359YEA1	FNMA STRIP		5/15/1930	5.18	\$ 1,558,000.00	\$ 446,896.72	\$ 599,113.32	12/14/2005
							\$ 165,584,000.00	\$ 60,880,715.11	\$ 134,264,269.17	
185138	302 DPTF	31771JKU3	FICO STRIP		2/8/2012	2.86	\$ 300,000.00	\$ 268,650.00	\$ 298,875.00	3/19/2008
162144	302 DPTF	31771CEW1	FICO STRIP		5/30/2016	5.58	\$ 400,000.00	\$ 197,431.94	\$ 358,968.00	7/29/2003
178656	302 DPTF	31771KAA5	FICO STRIP		9/26/2019	5.20	\$ 3,991,000.00	\$ 2,056,682.03	\$ 3,039,465.78	10/27/2006
							\$ 4,691,000.00	\$ 2,522,763.97	\$ 3,697,308.78	
192141	302 DPTF	46513FK24	ISRAEL BOND	2.91	5/1/2012	2.91	\$ 3,000,000.00	\$ 3,000,000.00	\$ 3,000,000.00	5/8/2009
							\$ 3,000,000.00	\$ 3,000,000.00	\$ 3,000,000.00	
146173	302 DPTF	STAR30210	STAR OHIO 27044	0.04		0.04	\$ 4,385,362.75	\$ 4,385,362.75	\$ 4,385,362.75	12/31/2000
							\$ 4,385,362.75	\$ 4,385,362.75	\$ 4,385,362.75	

PGM: INVS_MONTHEND_INVENTORY
SOURCE: VisualQED
MODEL: INVENTORY
BASIS: SETTLEMENT
AS-OF: 6/30/2011

JOSH MANDEL
TREASURER, STATE OF OHIO

INVESTMENT INVENTORY
SETTLED POSITIONS AS OF: 06/30/11

INVS#	FUND	CUSIP	DESCRIPTION	RATE	MATURITY	YIELD	PAR AMOUNT	BOOK VALUE	MARKET VALUE	1ST PUR
178339	302 DPTF	880591CW0	TVA DEBENTURE	6.00	3/15/2013	4.97	\$ 9,905,000.00	\$ 10,463,146.75	\$ 10,804,671.15	10/2/2006
178610	302 DPTF	880591DW9	TVA DEBENTURE	4.75	8/1/2013	5.14	\$ 6,500,000.00	\$ 6,355,765.00	\$ 7,043,400.00	10/24/2006
148636	302 DPTF	880591CU4	TVA DEBENTURE	6.25	12/15/2017	6.34	\$ 6,250,000.00	\$ 6,195,312.50	\$ 7,559,000.00	5/1/2001
178261	302 DPTF	880591CU4	TVA DEBENTURE	6.25	12/15/2017	4.94	\$ 12,120,000.00	\$ 13,469,440.80	\$ 14,658,412.80	9/26/2006
							\$ 34,775,000.00	\$ 36,483,665.05	\$ 40,065,483.95	
50812	302 DPTF	88059EGL2	TVA STRIP		11/1/2011	6.13	\$ 11,000,000.00	\$ 4,853,750.00	\$ 10,970,300.00	4/9/1998
179691	302 DPTF	88059EME1	TVA STRIP		1/15/2012	5.05	\$ 150,000.00	\$ 117,150.00	\$ 149,328.00	1/31/2007
70661	302 DPTF	88059EBR4	TVA STRIP		4/15/2012	5.83	\$ 5,200,000.00	\$ 2,376,400.00	\$ 5,163,860.00	9/1/1998
93327	302 DPTF	88059EGM0	TVA STRIP		5/1/2012	5.72	\$ 16,000,000.00	\$ 7,551,360.00	\$ 15,881,280.00	1/5/1999
52856	302 DPTF	88059EGP3	TVA STRIP		5/1/2013	6.29	\$ 1,266,000.00	\$ 500,019.36	\$ 1,241,287.68	5/1/1998
74136	302 DPTF	88059EGP3	TVA STRIP		5/1/2013	5.75	\$ 940,000.00	\$ 410,704.80	\$ 921,651.20	9/23/1998
121239	302 DPTF	88059EGP3	TVA STRIP		5/1/2013	6.95	\$ 7,000,000.00	\$ 2,786,770.00	\$ 6,863,360.00	11/8/1999
51310	302 DPTF	88059EGQ1	TVA STRIP		11/1/2013	6.20	\$ 1,000,000.00	\$ 387,150.00	\$ 969,480.00	4/16/1998
70370	302 DPTF	88059EKS2	TVA STRIP		12/15/2013	5.93	\$ 1,055,000.00	\$ 431,539.44	\$ 1,020,121.70	8/28/1998
178737	302 DPTF	88059EMN1	TVA STRIP		1/15/2016	5.06	\$ 4,000,000.00	\$ 2,527,560.00	\$ 3,594,960.00	11/6/2006
178744	302 DPTF	88059EMN1	TVA STRIP		1/15/2016	5.12	\$ 1,303,000.00	\$ 819,078.83	\$ 1,171,058.22	11/6/2006
96115	302 DPTF	88059EMR2	TVA STRIP		7/15/2017	6.02	\$ 7,000,000.00	\$ 2,343,740.00	\$ 5,842,060.00	2/4/1999
50811	302 DPTF	88059EGY4	TVA STRIP		11/1/2017	6.22	\$ 7,000,000.00	\$ 2,112,250.00	\$ 5,761,210.00	4/9/1998
50809	302 DPTF	88059EGZ1	TVA STRIP		5/1/2018	6.26	\$ 2,250,000.00	\$ 653,355.00	\$ 1,807,245.00	4/9/1998
178665	302 DPTF	88059EHC1	TVA STRIP		11/1/2019	5.36	\$ 367,000.00	\$ 184,487.23	\$ 271,440.54	10/30/2006
178655	302 DPTF	88059EMW1	TVA STRIP		1/15/2020	5.32	\$ 6,099,000.00	\$ 3,047,060.40	\$ 4,449,098.52	10/27/2006
178620	302 DPTF	88059EHH0	TVA STRIP		5/1/2022	5.49	\$ 1,512,000.00	\$ 652,987.44	\$ 938,952.00	10/25/2006
179128	302 DPTF	88059EHH0	TVA STRIP		5/1/2022	5.10	\$ 718,000.00	\$ 330,466.68	\$ 445,878.00	12/4/2006
50860	302 DPTF	88059EHJ6	TVA STRIP		11/1/2022	6.26	\$ 14,828,000.00	\$ 3,264,977.32	\$ 8,923,490.40	4/13/1998
179702	302 DPTF	88059ENC4	TVA STRIP		1/15/2023	5.44	\$ 150,000.00	\$ 63,690.00	\$ 88,990.50	1/31/2007
128969	302 DPTF	88059EHL1	TVA STRIP		11/1/2023	6.99	\$ 2,401,000.00	\$ 470,668.03	\$ 1,353,611.77	2/7/2000
							\$ 91,239,000.00	\$ 35,885,164.53	\$ 77,828,663.53	
178322	302 DPTF	912820GL5	US TREASURY STRIP (P)		8/15/2011	4.52	\$ 50,000.00	\$ 40,230.00	\$ 49,996.50	10/4/2006
178577	302 DPTF	912820GL5	US TREASURY STRIP (P)		8/15/2011	4.68	\$ 138,000.00	\$ 110,497.98	\$ 137,990.34	10/26/2006
182211	302 DPTF	912820GL5	US TREASURY STRIP (P)		8/15/2011	4.27	\$ 100,000.00	\$ 84,577.00	\$ 99,993.00	8/28/2007
182542	302 DPTF	912820GL5	US TREASURY STRIP (P)		8/15/2011	4.22	\$ 100,000.00	\$ 85,000.00	\$ 99,993.00	9/25/2007
178987	302 DPTF	912833DA5	US TREASURY STRIP		8/15/2011	4.45	\$ 50,000.00	\$ 40,640.00	\$ 49,995.00	11/28/2006
182747	302 DPTF	912833DA5	US TREASURY STRIP		8/15/2011	4.05	\$ 100,000.00	\$ 85,657.00	\$ 99,990.00	10/5/2007
188058	302 DPTF	912833DA5	US TREASURY STRIP		8/15/2011	2.28	\$ 50,000.00	\$ 46,800.00	\$ 49,995.00	9/15/2008
193244	302 DPTF	912833DA5	US TREASURY STRIP		8/15/2011	1.00	\$ 100,000.00	\$ 98,039.25	\$ 99,990.00	8/18/2009
199551	302 DPTF	912833DA5	US TREASURY STRIP		8/15/2011	0.28	\$ 50,000.00	\$ 49,859.50	\$ 49,995.00	8/13/2010
200613	302 DPTF	912833DA5	US TREASURY STRIP		8/15/2011	0.25	\$ 100,000.00	\$ 99,782.00	\$ 99,990.00	9/24/2010
188153	305 DPTF	912833DA5	US TREASURY STRIP		8/15/2011	2.03	\$ 576,000.00	\$ 543,237.12	\$ 575,942.40	9/22/2008
202138	302 DPTF	912820RN9	US TREASURY STRIP (P)		11/15/2011	0.26	\$ 50,000.00	\$ 49,875.50	\$ 49,979.50	11/24/2010
183721	302 DPTF	912833JX9	US TREASURY STRIP		11/15/2011	2.84	\$ 50,000.00	\$ 44,745.00	\$ 49,982.50	12/5/2007
183928	302 DPTF	912833JX9	US TREASURY STRIP		11/15/2011	2.98	\$ 100,000.00	\$ 89,087.00	\$ 99,965.00	12/19/2007
184218	302 DPTF	912833JX9	US TREASURY STRIP		11/15/2011	2.55	\$ 150,000.00	\$ 136,050.00	\$ 149,947.50	1/10/2008
189205	302 DPTF	912833JX9	US TREASURY STRIP		11/15/2011	1.18	\$ 100,000.00	\$ 96,551.00	\$ 99,965.00	11/21/2008
189250	302 DPTF	912833JX9	US TREASURY STRIP		11/15/2011	1.15	\$ 5,000.00	\$ 4,831.25	\$ 4,998.25	11/21/2008
189950	302 DPTF	912833JX9	US TREASURY STRIP		11/15/2011	0.75	\$ 250,000.00	\$ 244,775.00	\$ 249,912.50	1/12/2009
190238	302 DPTF	912833JX9	US TREASURY STRIP		11/15/2011	0.87	\$ 100,000.00	\$ 97,619.00	\$ 99,965.00	2/4/2009
194184	302 DPTF	912833JX9	US TREASURY STRIP		11/15/2011	0.37	\$ 100,000.00	\$ 99,277.00	\$ 99,965.00	11/24/2009
194717	302 DPTF	912833JX9	US TREASURY STRIP		11/15/2011	0.40	\$ 50,000.00	\$ 49,641.50	\$ 49,982.50	1/28/2010
201914	302 DPTF	912833JX9	US TREASURY STRIP		11/15/2011	0.14	\$ 50,000.00	\$ 49,930.50	\$ 49,982.50	11/17/2010
179285	302 DPTF	912820NX1	US TREASURY STRIP (P)		11/30/2011	4.49	\$ 250,000.00	\$ 200,705.00	\$ 249,877.50	12/18/2006
184829	302 DPTF	912833DB3	US TREASURY STRIP		2/15/2012	2.72	\$ 10,000.00	\$ 8,984.34	\$ 9,992.20	2/28/2008
185219	302 DPTF	912833DB3	US TREASURY STRIP		2/15/2012	2.07	\$ 10,000.00	\$ 9,230.00	\$ 9,992.20	3/27/2008
185261	302 DPTF	912833DB3	US TREASURY STRIP		2/15/2012	2.37	\$ 50,000.00	\$ 45,627.00	\$ 49,961.00	3/28/2008
185587	302 DPTF	912833DB3	US TREASURY STRIP		2/15/2012	2.29	\$ 50,000.00	\$ 45,822.00	\$ 49,961.00	4/16/2008

PGM: INVS_MONTHEND_INVENTORY
 SOURCE: VisualQED
 MODEL: INVENTORY
 BASIS: SETTLEMENT
 AS-OF: 6/30/2011

**JOSH MANDEL
 TREASURER, STATE OF OHIO**

INVESTMENT INVENTORY
 SETTLED POSITIONS AS OF: 06/30/11

INVT#	FUND	CUSIP	DESCRIPTION	RATE	MATURITY	YIELD	PAR AMOUNT	BOOK VALUE	MARKET VALUE	1ST PUR
185607	302 DPTF	912833DB3	US TREASURY STRIP		2/15/2012	2.19	\$ 10,000.00	\$ 9,200.00	\$ 9,992.20	4/16/2008
185874	302 DPTF	912833DB3	US TREASURY STRIP		2/15/2012	2.83	\$ 25,000.00	\$ 22,468.25	\$ 24,980.50	4/28/2008
190588	302 DPTF	912833DB3	US TREASURY STRIP		2/15/2012	1.60	\$ 50,000.00	\$ 47,687.00	\$ 49,961.00	2/27/2009
190819	302 DPTF	912833DB3	US TREASURY STRIP		2/15/2012	1.58	\$ 50,000.00	\$ 47,762.50	\$ 49,961.00	3/20/2009
190945	302 DPTF	912833DB3	US TREASURY STRIP		2/15/2012	1.51	\$ 100,000.00	\$ 95,758.00	\$ 99,922.00	3/30/2009
191111	302 DPTF	912833DB3	US TREASURY STRIP		2/15/2012	1.26	\$ 5,000.00	\$ 4,825.00	\$ 4,996.10	4/13/2009
191198	302 DPTF	912833DB3	US TREASURY STRIP		2/15/2012	1.55	\$ 50,000.00	\$ 47,865.50	\$ 49,961.00	4/16/2009
191849	302 DPTF	912833DB3	US TREASURY STRIP		2/15/2012	1.31	\$ 50,000.00	\$ 48,191.50	\$ 49,961.00	4/24/2009
194844	302 DPTF	912833DB3	US TREASURY STRIP		2/15/2012	0.86	\$ 100,000.00	\$ 98,282.00	\$ 99,922.00	2/8/2010
195169	302 DPTF	912833DB3	US TREASURY STRIP		2/15/2012	0.80	\$ 50,000.00	\$ 49,228.50	\$ 49,961.00	3/3/2010
195377	302 DPTF	912833DB3	US TREASURY STRIP		2/15/2012	0.79	\$ 100,000.00	\$ 98,482.00	\$ 99,922.00	3/12/2010
195848	302 DPTF	912833DB3	US TREASURY STRIP		2/15/2012	0.97	\$ 50,000.00	\$ 49,108.50	\$ 49,961.00	4/8/2010
196873	302 DPTF	912833DB3	US TREASURY STRIP		2/15/2012	0.89	\$ 50,000.00	\$ 49,213.50	\$ 49,961.00	4/30/2010
203847	302 DPTF	912833DB3	US TREASURY STRIP		2/15/2012	0.27	\$ 50,000.00	\$ 49,870.00	\$ 49,961.00	2/28/2011
204494	302 DPTF	912833DB3	US TREASURY STRIP		2/15/2012	0.23	\$ 100,000.00	\$ 99,806.00	\$ 99,922.00	4/12/2011
205407	302 DPTF	912833DB3	US TREASURY STRIP		2/15/2012	0.06	\$ 100,000.00	\$ 99,953.00	\$ 99,922.00	5/5/2011
197182	302 DPTF	912820TP2	US TREASURY STRIP (P)		5/15/2012	0.83	\$ 25,000.00	\$ 24,586.75	\$ 24,952.25	5/14/2010
198364	302 DPTF	912820TP2	US TREASURY STRIP (P)		5/15/2012	0.51	\$ 50,000.00	\$ 49,526.50	\$ 49,904.50	6/30/2010
205466	302 DPTF	912820TP2	US TREASURY STRIP (P)		5/15/2012	0.23	\$ 100,000.00	\$ 99,772.00	\$ 99,809.00	5/9/2011
206343	302 DPTF	912820TP2	US TREASURY STRIP (P)		5/15/2012	0.21	\$ 50,000.00	\$ 49,908.50	\$ 49,904.50	6/23/2011
181158	302 DPTF	912833JY7	US TREASURY STRIP		5/15/2012	4.46	\$ 50,000.00	\$ 40,181.00	\$ 49,919.50	5/31/2007
181406	302 DPTF	912833JY7	US TREASURY STRIP		5/15/2012	4.74	\$ 50,000.00	\$ 39,771.00	\$ 49,919.50	6/26/2007
181853	302 DPTF	912833JY7	US TREASURY STRIP		5/15/2012	4.48	\$ 100,000.00	\$ 80,885.00	\$ 99,839.00	7/30/2007
186408	302 DPTF	912833JY7	US TREASURY STRIP		5/15/2012	2.80	\$ 50,000.00	\$ 44,777.50	\$ 49,919.50	5/27/2008
186656	302 DPTF	912833JY7	US TREASURY STRIP		5/15/2012	2.91	\$ 25,000.00	\$ 22,315.50	\$ 24,959.75	6/9/2008
187219	302 DPTF	912833JY7	US TREASURY STRIP		5/15/2012	2.88	\$ 10,000.00	\$ 8,957.80	\$ 9,983.90	7/11/2008
192205	302 DPTF	912833JY7	US TREASURY STRIP		5/15/2012	1.37	\$ 150,000.00	\$ 143,968.50	\$ 149,758.50	5/13/2009
193226	302 DPTF	912833JY7	US TREASURY STRIP		5/15/2012	1.42	\$ 50,000.00	\$ 48,092.08	\$ 49,919.50	8/18/2009
197089	302 DPTF	912833JY7	US TREASURY STRIP		5/15/2012	0.66	\$ 306,000.00	\$ 301,998.13	\$ 305,507.34	5/11/2010
198691	302 DPTF	912833JY7	US TREASURY STRIP		5/15/2012	0.46	\$ 100,000.00	\$ 99,163.00	\$ 99,839.00	7/13/2010
206111	302 DPTF	912833JY7	US TREASURY STRIP		5/15/2012	0.10	\$ 100,000.00	\$ 99,904.00	\$ 99,839.00	6/13/2011
206363	302 DPTF	912833JY7	US TREASURY STRIP		5/15/2012	0.11	\$ 50,000.00	\$ 49,953.00	\$ 49,919.50	6/27/2011
186325	305 DPTF	912833JY7	US TREASURY STRIP		5/15/2012	2.82	\$ 7,538,000.00	\$ 6,743,042.52	\$ 7,525,863.82	5/22/2008
178323	302 DPTF	912820HF7	US TREASURY STRIP (P)		8/15/2012	4.55	\$ 50,000.00	\$ 38,405.50	\$ 49,846.00	10/4/2006
178578	302 DPTF	912820HF7	US TREASURY STRIP (P)		8/15/2012	4.72	\$ 138,000.00	\$ 105,240.18	\$ 137,574.96	10/26/2006
178988	302 DPTF	912820HF7	US TREASURY STRIP (P)		8/15/2012	4.49	\$ 50,000.00	\$ 38,794.00	\$ 49,846.00	11/28/2006
182212	302 DPTF	912820HF7	US TREASURY STRIP (P)		8/15/2012	4.30	\$ 100,000.00	\$ 80,960.00	\$ 99,692.00	8/28/2007
182543	302 DPTF	912833DC1	US TREASURY STRIP		8/15/2012	4.31	\$ 100,000.00	\$ 81,180.00	\$ 99,734.00	9/25/2007
182748	302 DPTF	912833DC1	US TREASURY STRIP		8/15/2012	4.15	\$ 100,000.00	\$ 81,889.00	\$ 99,734.00	10/5/2007
188059	302 DPTF	912833DC1	US TREASURY STRIP		8/15/2012	2.69	\$ 50,000.00	\$ 45,025.00	\$ 49,867.00	9/15/2008
193245	302 DPTF	912833DC1	US TREASURY STRIP		8/15/2012	1.64	\$ 100,000.00	\$ 95,233.25	\$ 99,734.00	8/18/2009
199552	302 DPTF	912833DC1	US TREASURY STRIP		8/15/2012	0.53	\$ 50,000.00	\$ 49,477.00	\$ 49,867.00	8/13/2010
200614	302 DPTF	912833DC1	US TREASURY STRIP		8/15/2012	0.44	\$ 100,000.00	\$ 99,182.00	\$ 99,734.00	9/24/2010
188154	305 DPTF	912833DC1	US TREASURY STRIP		8/15/2012	2.44	\$ 576,000.00	\$ 524,056.32	\$ 574,467.84	9/22/2008
179286	302 DPTF	912820HL4	US TREASURY STRIP (P)		11/15/2012	4.48	\$ 250,000.00	\$ 192,372.50	\$ 248,790.00	12/18/2006
194185	302 DPTF	912820HL4	US TREASURY STRIP (P)		11/15/2012	1.20	\$ 100,000.00	\$ 96,498.00	\$ 99,516.00	11/24/2009
202139	302 DPTF	912820UT2	US TREASURY STRIP (P)		11/15/2012	0.49	\$ 50,000.00	\$ 49,519.00	\$ 49,758.00	11/24/2010
203379	302 DPTF	912820UT2	US TREASURY STRIP (P)		11/15/2012	0.59	\$ 100,000.00	\$ 98,951.00	\$ 99,516.00	1/31/2011
183722	302 DPTF	912833JZ4	US TREASURY STRIP		11/15/2012	3.38	\$ 50,000.00	\$ 42,370.00	\$ 49,807.00	12/5/2007
183929	302 DPTF	912833JZ4	US TREASURY STRIP		11/15/2012	3.62	\$ 100,000.00	\$ 83,859.00	\$ 99,614.00	12/19/2007
184219	302 DPTF	912833JZ4	US TREASURY STRIP		11/15/2012	3.13	\$ 150,000.00	\$ 129,015.00	\$ 149,421.00	1/10/2008
189206	302 DPTF	912833JZ4	US TREASURY STRIP		11/15/2012	2.05	\$ 100,000.00	\$ 92,197.00	\$ 99,614.00	11/21/2008
189251	302 DPTF	912833JZ4	US TREASURY STRIP		11/15/2012	1.73	\$ 5,000.00	\$ 4,668.20	\$ 4,980.70	11/21/2008
189951	302 DPTF	912833JZ4	US TREASURY STRIP		11/15/2012	1.59	\$ 250,000.00	\$ 235,250.00	\$ 249,035.00	1/12/2009
190239	302 DPTF	912833JZ4	US TREASURY STRIP		11/15/2012	1.73	\$ 100,000.00	\$ 93,720.00	\$ 99,614.00	2/4/2009
194718	302 DPTF	912833JZ4	US TREASURY STRIP		11/15/2012	1.25	\$ 50,000.00	\$ 48,289.50	\$ 49,807.00	1/28/2010
201916	302 DPTF	912833JZ4	US TREASURY STRIP		11/15/2012	0.45	\$ 50,000.00	\$ 49,554.00	\$ 49,807.00	11/17/2010

PGM: INVS_MONTHEND_INVENTORY
 SOURCE: VisualQED
 MODEL: INVENTORY
 BASIS: SETTLEMENT
 AS-OF: 6/30/2011

JOSH MANDEL
TREASURER, STATE OF OHIO

INVESTMENT INVENTORY
 SETTLED POSITIONS AS OF: 06/30/11

INVT#	FUND	CUSIP	DESCRIPTION	RATE	MATURITY	YIELD	PAR AMOUNT	BOOK VALUE	MARKET VALUE	1ST PUR
180360	302 DPTF	912820HR1	US TREASURY STRIP (P)		2/15/2013	4.50	\$ 50,000.00	\$ 38,516.50	\$ 49,668.00	4/3/2007
180512	302 DPTF	912820HR1	US TREASURY STRIP (P)		2/15/2013	4.65	\$ 100,000.00	\$ 76,438.00	\$ 99,336.00	4/12/2007
180728	302 DPTF	912820HR1	US TREASURY STRIP (P)		2/15/2013	4.50	\$ 100,000.00	\$ 77,266.00	\$ 99,336.00	4/30/2007
184830	302 DPTF	912833DD9	US TREASURY STRIP		2/15/2013	2.95	\$ 10,000.00	\$ 8,646.96	\$ 9,940.00	2/28/2008
185220	302 DPTF	912833DD9	US TREASURY STRIP		2/15/2013	2.40	\$ 10,000.00	\$ 8,900.00	\$ 9,940.00	3/27/2008
185262	302 DPTF	912833DD9	US TREASURY STRIP		2/15/2013	2.63	\$ 50,000.00	\$ 44,009.00	\$ 49,700.00	3/28/2008
185589	302 DPTF	912833DD9	US TREASURY STRIP		2/15/2013	2.55	\$ 50,000.00	\$ 44,237.00	\$ 49,700.00	4/16/2008
185608	302 DPTF	912833DD9	US TREASURY STRIP		2/15/2013	2.51	\$ 10,000.00	\$ 8,865.00	\$ 9,940.00	4/16/2008
185875	302 DPTF	912833DD9	US TREASURY STRIP		2/15/2013	3.07	\$ 25,000.00	\$ 21,599.00	\$ 24,850.00	4/28/2008
190589	302 DPTF	912833DD9	US TREASURY STRIP		2/15/2013	1.89	\$ 50,000.00	\$ 46,404.00	\$ 49,700.00	2/27/2009
190820	302 DPTF	912833DD9	US TREASURY STRIP		2/15/2013	1.93	\$ 50,000.00	\$ 46,392.50	\$ 49,700.00	3/20/2009
190946	302 DPTF	912833DD9	US TREASURY STRIP		2/15/2013	1.86	\$ 100,000.00	\$ 93,066.00	\$ 99,400.00	3/30/2009
191112	302 DPTF	912833DD9	US TREASURY STRIP		2/15/2013	1.55	\$ 5,000.00	\$ 4,712.50	\$ 4,970.00	4/13/2009
191199	302 DPTF	912833DD9	US TREASURY STRIP		2/15/2013	1.84	\$ 50,000.00	\$ 46,617.00	\$ 49,700.00	4/16/2009
191850	302 DPTF	912833DD9	US TREASURY STRIP		2/15/2013	1.65	\$ 50,000.00	\$ 46,958.00	\$ 49,700.00	4/24/2009
194845	302 DPTF	912833DD9	US TREASURY STRIP		2/15/2013	1.44	\$ 100,000.00	\$ 95,761.00	\$ 99,400.00	2/8/2010
195170	302 DPTF	912833DD9	US TREASURY STRIP		2/15/2013	1.34	\$ 50,000.00	\$ 48,064.50	\$ 49,700.00	3/3/2010
195378	302 DPTF	912833DD9	US TREASURY STRIP		2/15/2013	1.32	\$ 100,000.00	\$ 96,208.00	\$ 99,400.00	3/12/2010
195849	302 DPTF	912833DD9	US TREASURY STRIP		2/15/2013	1.58	\$ 50,000.00	\$ 47,807.00	\$ 49,700.00	4/8/2010
196874	302 DPTF	912833DD9	US TREASURY STRIP		2/15/2013	1.41	\$ 50,000.00	\$ 48,081.00	\$ 49,700.00	4/30/2010
203848	302 DPTF	912833DD9	US TREASURY STRIP		2/15/2013	0.76	\$ 50,000.00	\$ 49,265.50	\$ 49,700.00	2/28/2011
204495	302 DPTF	912833DD9	US TREASURY STRIP		2/15/2013	0.74	\$ 100,000.00	\$ 98,646.00	\$ 99,400.00	4/12/2011
205408	302 DPTF	912833DD9	US TREASURY STRIP		2/15/2013	0.47	\$ 100,000.00	\$ 99,162.00	\$ 99,400.00	5/5/2011
181854	302 DPTF	912820HX8	US TREASURY STRIP (P)		5/15/2013	4.78	\$ 100,000.00	\$ 76,058.00	\$ 99,136.00	7/30/2007
205467	302 DPTF	912820VX2	US TREASURY STRIP (P)		5/15/2013	0.56	\$ 100,000.00	\$ 98,874.00	\$ 99,136.00	5/9/2011
206342	302 DPTF	912820VX2	US TREASURY STRIP (P)		5/15/2013	0.38	\$ 50,000.00	\$ 49,643.50	\$ 49,568.00	6/23/2011
181159	302 DPTF	912833KA7	US TREASURY STRIP		5/15/2013	4.78	\$ 50,000.00	\$ 37,732.00	\$ 49,668.00	5/31/2007
181407	302 DPTF	912833KA7	US TREASURY STRIP		5/15/2013	5.03	\$ 50,000.00	\$ 37,323.50	\$ 49,668.00	6/26/2007
181548	302 DPTF	912833KA7	US TREASURY STRIP		5/15/2013	4.90	\$ 50,000.00	\$ 37,655.00	\$ 49,668.00	7/6/2007
186409	302 DPTF	912833KA7	US TREASURY STRIP		5/15/2013	3.05	\$ 50,000.00	\$ 43,020.00	\$ 49,668.00	5/27/2008
186657	302 DPTF	912833KA7	US TREASURY STRIP		5/15/2013	3.28	\$ 25,000.00	\$ 21,293.75	\$ 24,834.00	6/9/2008
187220	302 DPTF	912833KA7	US TREASURY STRIP		5/15/2013	3.26	\$ 10,000.00	\$ 8,551.00	\$ 9,933.60	7/11/2008
192206	302 DPTF	912833KA7	US TREASURY STRIP		5/15/2013	1.93	\$ 150,000.00	\$ 138,891.00	\$ 149,004.00	5/13/2009
193227	302 DPTF	912833KA7	US TREASURY STRIP		5/15/2013	2.15	\$ 50,000.00	\$ 46,163.42	\$ 49,668.00	8/18/2009
197090	302 DPTF	912833KA7	US TREASURY STRIP		5/15/2013	1.35	\$ 306,000.00	\$ 293,870.77	\$ 303,968.16	5/11/2010
197183	302 DPTF	912833KA7	US TREASURY STRIP		5/15/2013	1.36	\$ 25,000.00	\$ 24,001.50	\$ 24,834.00	5/14/2010
198366	302 DPTF	912833KA7	US TREASURY STRIP		5/15/2013	0.90	\$ 50,000.00	\$ 48,727.00	\$ 49,668.00	6/30/2010
198692	302 DPTF	912833KA7	US TREASURY STRIP		5/15/2013	0.97	\$ 100,000.00	\$ 97,301.00	\$ 99,336.00	7/13/2010
206112	302 DPTF	912833KA7	US TREASURY STRIP		5/15/2013	0.28	\$ 100,000.00	\$ 99,470.00	\$ 99,336.00	6/13/2011
206364	302 DPTF	912833KA7	US TREASURY STRIP		5/15/2013	0.23	\$ 50,000.00	\$ 49,780.00	\$ 49,668.00	6/27/2011
186326	305 DPTF	912833KA7	US TREASURY STRIP		5/15/2013	3.22	\$ 7,538,000.00	\$ 6,429,838.62	\$ 7,487,947.68	5/22/2008
178325	302 DPTF	912820JE8	US TREASURY STRIP (P)		8/15/2013	4.55	\$ 50,000.00	\$ 36,715.50	\$ 49,428.50	10/4/2006
178579	302 DPTF	912820JE8	US TREASURY STRIP (P)		8/15/2013	4.77	\$ 138,000.00	\$ 100,165.92	\$ 136,422.66	10/26/2006
182213	302 DPTF	912820JE8	US TREASURY STRIP (P)		8/15/2013	4.34	\$ 100,000.00	\$ 77,407.00	\$ 98,857.00	8/28/2007
182544	302 DPTF	912820JE8	US TREASURY STRIP (P)		8/15/2013	4.41	\$ 100,000.00	\$ 77,370.00	\$ 98,857.00	9/25/2007
182749	302 DPTF	912820JE8	US TREASURY STRIP (P)		8/15/2013	4.24	\$ 100,000.00	\$ 78,198.00	\$ 98,857.00	10/5/2007
178989	302 DPTF	912833DE7	US TREASURY STRIP		8/15/2013	4.49	\$ 50,000.00	\$ 37,121.50	\$ 49,403.00	11/28/2006
188060	302 DPTF	912833DE7	US TREASURY STRIP		8/15/2013	2.85	\$ 50,000.00	\$ 43,500.00	\$ 49,403.00	9/15/2008
193246	302 DPTF	912833DE7	US TREASURY STRIP		8/15/2013	2.22	\$ 100,000.00	\$ 91,552.25	\$ 98,806.00	8/18/2009
199553	302 DPTF	912833DE7	US TREASURY STRIP		8/15/2013	0.85	\$ 50,000.00	\$ 48,749.00	\$ 49,403.00	8/13/2010
200615	302 DPTF	912833DE7	US TREASURY STRIP		8/15/2013	0.70	\$ 100,000.00	\$ 98,014.00	\$ 98,806.00	9/24/2010
188155	305 DPTF	912833DE7	US TREASURY STRIP		8/15/2013	2.60	\$ 576,000.00	\$ 507,507.84	\$ 569,122.56	9/22/2008
179287	302 DPTF	912820JN8	US TREASURY STRIP (P)		11/15/2013	4.52	\$ 250,000.00	\$ 183,630.00	\$ 246,277.50	12/18/2006
183723	302 DPTF	912833KB5	US TREASURY STRIP		11/15/2013	3.56	\$ 50,000.00	\$ 40,545.00	\$ 49,270.00	12/5/2007
183930	302 DPTF	912833KB5	US TREASURY STRIP		11/15/2013	3.79	\$ 100,000.00	\$ 80,110.00	\$ 98,540.00	12/19/2007
184220	302 DPTF	912833KB5	US TREASURY STRIP		11/15/2013	3.34	\$ 150,000.00	\$ 123,600.00	\$ 147,810.00	1/10/2008
189207	302 DPTF	912833KB5	US TREASURY STRIP		11/15/2013	2.29	\$ 100,000.00	\$ 89,273.00	\$ 98,540.00	11/21/2008

PGM: INVS_MONTHEND_INVENTORY
 SOURCE: VisualQED
 MODEL: INVENTORY
 BASIS: SETTLEMENT
 AS-OF: 6/30/2011

**JOSH MANDEL
 TREASURER, STATE OF OHIO**

INVESTMENT INVENTORY
 SETTLED POSITIONS AS OF: 06/30/11

INVT#	FUND	CUSIP	DESCRIPTION	RATE	MATURITY	YIELD	PAR AMOUNT	BOOK VALUE	MARKET VALUE	1ST PUR
189252	302 DPTF	912833KB5	US TREASURY STRIP		11/15/2013	2.19	\$ 5,000.00	\$ 4,485.00	\$ 4,927.00	11/21/2008
189952	302 DPTF	912833KB5	US TREASURY STRIP		11/15/2013	1.78	\$ 250,000.00	\$ 229,452.50	\$ 246,350.00	1/12/2009
190240	302 DPTF	912833KB5	US TREASURY STRIP		11/15/2013	1.91	\$ 100,000.00	\$ 91,321.00	\$ 98,540.00	2/4/2009
194186	302 DPTF	912833KB5	US TREASURY STRIP		11/15/2013	1.85	\$ 100,000.00	\$ 92,932.00	\$ 98,540.00	11/24/2009
194719	302 DPTF	912833KB5	US TREASURY STRIP		11/15/2013	1.86	\$ 50,000.00	\$ 46,607.00	\$ 49,270.00	1/28/2010
201917	302 DPTF	912833KB5	US TREASURY STRIP		11/15/2013	0.66	\$ 50,000.00	\$ 49,023.00	\$ 49,270.00	11/17/2010
202140	302 DPTF	912833KB5	US TREASURY STRIP		11/15/2013	0.78	\$ 50,000.00	\$ 48,862.50	\$ 49,270.00	11/24/2010
203380	302 DPTF	912833KB5	US TREASURY STRIP		11/15/2013	0.97	\$ 100,000.00	\$ 97,342.00	\$ 98,540.00	1/31/2011
180361	302 DPTF	912820JX6	US TREASURY STRIP (P)		2/15/2014	4.57	\$ 50,000.00	\$ 36,656.50	\$ 49,078.50	4/3/2007
180513	302 DPTF	912833DF4	US TREASURY STRIP		2/15/2014	4.71	\$ 100,000.00	\$ 72,711.00	\$ 98,130.00	4/12/2007
180729	302 DPTF	912833DF4	US TREASURY STRIP		2/15/2014	4.57	\$ 100,000.00	\$ 73,585.00	\$ 98,130.00	4/30/2007
184831	302 DPTF	912833DF4	US TREASURY STRIP		2/15/2014	3.29	\$ 10,000.00	\$ 8,231.40	\$ 9,813.00	2/28/2008
185221	302 DPTF	912833DF4	US TREASURY STRIP		2/15/2014	2.56	\$ 10,000.00	\$ 8,610.00	\$ 9,813.00	3/27/2008
185263	302 DPTF	912833DF4	US TREASURY STRIP		2/15/2014	2.87	\$ 50,000.00	\$ 42,281.00	\$ 49,065.00	3/28/2008
185590	302 DPTF	912833DF4	US TREASURY STRIP		2/15/2014	2.79	\$ 50,000.00	\$ 42,551.00	\$ 49,065.00	4/16/2008
185609	302 DPTF	912833DF4	US TREASURY STRIP		2/15/2014	2.67	\$ 10,000.00	\$ 8,565.00	\$ 9,813.00	4/16/2008
185876	302 DPTF	912833DF4	US TREASURY STRIP		2/15/2014	3.30	\$ 25,000.00	\$ 20,677.75	\$ 24,532.50	4/28/2008
190590	302 DPTF	912833DF4	US TREASURY STRIP		2/15/2014	2.30	\$ 50,000.00	\$ 44,624.50	\$ 49,065.00	2/27/2009
190821	302 DPTF	912833DF4	US TREASURY STRIP		2/15/2014	2.29	\$ 50,000.00	\$ 44,723.00	\$ 49,065.00	3/20/2009
190947	302 DPTF	912833DF4	US TREASURY STRIP		2/15/2014	2.23	\$ 100,000.00	\$ 89,740.00	\$ 98,130.00	3/30/2009
191113	302 DPTF	912833DF4	US TREASURY STRIP		2/15/2014	1.96	\$ 5,000.00	\$ 4,550.00	\$ 4,906.50	4/13/2009
191200	302 DPTF	912833DF4	US TREASURY STRIP		2/15/2014	2.24	\$ 50,000.00	\$ 44,902.00	\$ 49,065.00	4/16/2009
191851	302 DPTF	912833DF4	US TREASURY STRIP		2/15/2014	2.09	\$ 50,000.00	\$ 45,245.50	\$ 49,065.00	4/24/2009
194846	302 DPTF	912833DF4	US TREASURY STRIP		2/15/2014	2.02	\$ 100,000.00	\$ 92,240.00	\$ 98,130.00	2/8/2010
195171	302 DPTF	912833DF4	US TREASURY STRIP		2/15/2014	1.94	\$ 50,000.00	\$ 46,328.50	\$ 49,065.00	3/3/2010
195379	302 DPTF	912833DF4	US TREASURY STRIP		2/15/2014	1.90	\$ 100,000.00	\$ 92,850.00	\$ 98,130.00	3/12/2010
195850	302 DPTF	912833DF4	US TREASURY STRIP		2/15/2014	2.18	\$ 50,000.00	\$ 45,992.00	\$ 49,065.00	4/8/2010
196875	302 DPTF	912833DF4	US TREASURY STRIP		2/15/2014	1.96	\$ 50,000.00	\$ 46,441.00	\$ 49,065.00	4/30/2010
203849	302 DPTF	912833DF4	US TREASURY STRIP		2/15/2014	1.23	\$ 50,000.00	\$ 48,222.50	\$ 49,065.00	2/28/2011
204496	302 DPTF	912833DF4	US TREASURY STRIP		2/15/2014	1.24	\$ 100,000.00	\$ 96,544.00	\$ 98,130.00	4/12/2011
205409	302 DPTF	912833DF4	US TREASURY STRIP		2/15/2014	0.90	\$ 100,000.00	\$ 97,538.00	\$ 98,130.00	5/5/2011
181160	302 DPTF	912833KC3	US TREASURY STRIP		5/15/2014	4.85	\$ 50,000.00	\$ 35,825.50	\$ 48,863.50	5/31/2007
181408	302 DPTF	912833KC3	US TREASURY STRIP		5/15/2014	5.12	\$ 50,000.00	\$ 35,312.50	\$ 48,863.50	6/26/2007
181549	302 DPTF	912833KC3	US TREASURY STRIP		5/15/2014	4.98	\$ 50,000.00	\$ 35,695.00	\$ 48,863.50	7/6/2007
181855	302 DPTF	912833KC3	US TREASURY STRIP		5/15/2014	4.86	\$ 100,000.00	\$ 72,165.00	\$ 97,727.00	7/30/2007
186410	302 DPTF	912833KC3	US TREASURY STRIP		5/15/2014	3.24	\$ 50,000.00	\$ 41,274.00	\$ 48,863.50	5/27/2008
186658	302 DPTF	912833KC3	US TREASURY STRIP		5/15/2014	3.32	\$ 25,000.00	\$ 20,564.00	\$ 24,431.75	6/9/2008
187221	302 DPTF	912833KC3	US TREASURY STRIP		5/15/2014	3.44	\$ 10,000.00	\$ 8,193.90	\$ 9,772.70	7/11/2008
192207	302 DPTF	912833KC3	US TREASURY STRIP		5/15/2014	2.45	\$ 150,000.00	\$ 132,813.00	\$ 146,590.50	5/13/2009
193228	302 DPTF	912833KC3	US TREASURY STRIP		5/15/2014	2.71	\$ 50,000.00	\$ 44,018.75	\$ 48,863.50	8/18/2009
197092	302 DPTF	912833KC3	US TREASURY STRIP		5/15/2014	1.87	\$ 306,000.00	\$ 284,045.11	\$ 299,044.62	5/11/2010
197184	302 DPTF	912833KC3	US TREASURY STRIP		5/15/2014	1.91	\$ 25,000.00	\$ 23,165.50	\$ 24,431.75	5/14/2010
198368	302 DPTF	912833KC3	US TREASURY STRIP		5/15/2014	1.40	\$ 50,000.00	\$ 47,368.50	\$ 48,863.50	6/30/2010
198693	302 DPTF	912833KC3	US TREASURY STRIP		5/15/2014	1.49	\$ 100,000.00	\$ 94,445.00	\$ 97,727.00	7/13/2010
205468	302 DPTF	912833KC3	US TREASURY STRIP		5/15/2014	1.04	\$ 100,000.00	\$ 96,931.00	\$ 97,727.00	5/9/2011
206113	302 DPTF	912833KC3	US TREASURY STRIP		5/15/2014	0.68	\$ 100,000.00	\$ 98,035.00	\$ 97,727.00	6/13/2011
206341	302 DPTF	912833KC3	US TREASURY STRIP		5/15/2014	0.67	\$ 50,000.00	\$ 49,041.50	\$ 48,863.50	6/23/2011
206365	302 DPTF	912833KC3	US TREASURY STRIP		5/15/2014	0.65	\$ 50,000.00	\$ 49,078.00	\$ 48,863.50	6/27/2011
186327	305 DPTF	912833KC3	US TREASURY STRIP		5/15/2014	3.44	\$ 7,538,000.00	\$ 6,145,505.26	\$ 7,366,661.26	5/22/2008
178326	302 DPTF	912833DG2	US TREASURY STRIP		8/15/2014	4.63	\$ 50,000.00	\$ 34,885.50	\$ 48,620.50	10/4/2006
178580	302 DPTF	912833DG2	US TREASURY STRIP		8/15/2014	4.78	\$ 138,000.00	\$ 95,427.00	\$ 134,192.58	10/26/2006
178990	302 DPTF	912833DG2	US TREASURY STRIP		8/15/2014	4.56	\$ 50,000.00	\$ 35,324.00	\$ 48,620.50	11/28/2006
182214	302 DPTF	912833DG2	US TREASURY STRIP		8/15/2014	4.49	\$ 100,000.00	\$ 73,399.00	\$ 97,241.00	8/28/2007
182545	302 DPTF	912833DG2	US TREASURY STRIP		8/15/2014	4.52	\$ 100,000.00	\$ 73,500.00	\$ 97,241.00	9/25/2007
182750	302 DPTF	912833DG2	US TREASURY STRIP		8/15/2014	4.38	\$ 100,000.00	\$ 74,296.00	\$ 97,241.00	10/5/2007
188061	302 DPTF	912833DG2	US TREASURY STRIP		8/15/2014	3.09	\$ 50,000.00	\$ 41,700.00	\$ 48,620.50	9/15/2008
193247	302 DPTF	912833DG2	US TREASURY STRIP		8/15/2014	2.73	\$ 100,000.00	\$ 87,362.25	\$ 97,241.00	8/18/2009

PGM: INVS_MONTHEND_INVENTORY
 SOURCE: VisualQED
 MODEL: INVENTORY
 BASIS: SETTLEMENT
 AS-OF: 6/30/2011

JOSH MANDEL
TREASURER, STATE OF OHIO

INVESTMENT INVENTORY
 SETTLED POSITIONS AS OF: 06/30/11

INVT#	FUND	CUSIP	DESCRIPTION	RATE	MATURITY	YIELD	PAR AMOUNT	BOOK VALUE	MARKET VALUE	1ST PUR
199554	302 DPTF	912833DG2	US TREASURY STRIP		8/15/2014	1.26	\$ 50,000.00	\$ 47,546.50	\$ 48,620.50	8/13/2010
200616	302 DPTF	912833DG2	US TREASURY STRIP		8/15/2014	1.09	\$ 100,000.00	\$ 95,849.00	\$ 97,241.00	9/24/2010
188156	305 DPTF	912833DG2	US TREASURY STRIP		8/15/2014	2.92	\$ 576,000.00	\$ 485,579.52	\$ 560,108.16	9/22/2008
179288	302 DPTF	912833KD1	US TREASURY STRIP		11/15/2014	4.53	\$ 250,000.00	\$ 175,435.00	\$ 241,162.50	12/18/2006
179694	302 DPTF	912833KD1	US TREASURY STRIP		11/15/2014	4.85	\$ 150,000.00	\$ 103,281.00	\$ 144,697.50	1/31/2007
183724	302 DPTF	912833KD1	US TREASURY STRIP		11/15/2014	3.79	\$ 50,000.00	\$ 38,530.00	\$ 48,232.50	12/5/2007
183931	302 DPTF	912833KD1	US TREASURY STRIP		11/15/2014	4.22	\$ 100,000.00	\$ 74,944.00	\$ 96,465.00	12/19/2007
184221	302 DPTF	912833KD1	US TREASURY STRIP		11/15/2014	3.60	\$ 150,000.00	\$ 117,480.00	\$ 144,697.50	1/10/2008
189208	302 DPTF	912833KD1	US TREASURY STRIP		11/15/2014	2.68	\$ 100,000.00	\$ 85,275.00	\$ 96,465.00	11/21/2008
189253	302 DPTF	912833KD1	US TREASURY STRIP		11/15/2014	2.66	\$ 5,000.00	\$ 4,270.00	\$ 4,823.25	11/21/2008
189953	302 DPTF	912833KD1	US TREASURY STRIP		11/15/2014	2.32	\$ 250,000.00	\$ 218,462.50	\$ 241,162.50	1/12/2009
190241	302 DPTF	912833KD1	US TREASURY STRIP		11/15/2014	2.51	\$ 100,000.00	\$ 86,582.00	\$ 96,465.00	2/4/2009
194187	302 DPTF	912833KD1	US TREASURY STRIP		11/15/2014	2.26	\$ 100,000.00	\$ 89,403.00	\$ 96,465.00	11/24/2009
194720	302 DPTF	912833KD1	US TREASURY STRIP		11/15/2014	2.33	\$ 50,000.00	\$ 44,746.50	\$ 48,232.50	1/28/2010
201919	302 DPTF	912833KD1	US TREASURY STRIP		11/15/2014	0.96	\$ 50,000.00	\$ 48,123.50	\$ 48,232.50	11/17/2010
202141	302 DPTF	912833KD1	US TREASURY STRIP		11/15/2014	1.17	\$ 50,000.00	\$ 47,742.00	\$ 48,232.50	11/24/2010
203381	302 DPTF	912833KD1	US TREASURY STRIP		11/15/2014	1.51	\$ 100,000.00	\$ 94,448.00	\$ 96,465.00	1/31/2011
180514	302 DPTF	912803AA1	US TREASURY STRIP (P)		2/15/2015	4.77	\$ 100,000.00	\$ 69,112.00	\$ 95,754.00	4/12/2007
180730	302 DPTF	912803AA1	US TREASURY STRIP (P)		2/15/2015	4.64	\$ 100,000.00	\$ 69,936.00	\$ 95,754.00	4/30/2007
195172	302 DPTF	912803AA1	US TREASURY STRIP (P)		2/15/2015	2.38	\$ 50,000.00	\$ 44,465.50	\$ 47,877.00	3/3/2010
180362	302 DPTF	912833DHO	US TREASURY STRIP		2/15/2015	4.63	\$ 50,000.00	\$ 34,875.50	\$ 47,785.00	4/3/2007
184832	302 DPTF	912833DHO	US TREASURY STRIP		2/15/2015	3.64	\$ 10,000.00	\$ 7,778.51	\$ 9,557.00	2/28/2008
185222	302 DPTF	912833DHO	US TREASURY STRIP		2/15/2015	2.78	\$ 10,000.00	\$ 8,270.00	\$ 9,557.00	3/27/2008
185265	302 DPTF	912833DHO	US TREASURY STRIP		2/15/2015	3.15	\$ 50,000.00	\$ 40,320.00	\$ 47,785.00	3/28/2008
185591	302 DPTF	912833DHO	US TREASURY STRIP		2/15/2015	3.10	\$ 50,000.00	\$ 40,522.00	\$ 47,785.00	4/16/2008
185610	302 DPTF	912833DHO	US TREASURY STRIP		2/15/2015	2.94	\$ 10,000.00	\$ 8,195.00	\$ 9,557.00	4/16/2008
185877	302 DPTF	912833DHO	US TREASURY STRIP		2/15/2015	3.46	\$ 25,000.00	\$ 19,794.75	\$ 23,892.50	4/28/2008
190591	302 DPTF	912833DHO	US TREASURY STRIP		2/15/2015	2.69	\$ 50,000.00	\$ 42,639.50	\$ 47,785.00	2/27/2009
190822	302 DPTF	912833DHO	US TREASURY STRIP		2/15/2015	2.68	\$ 50,000.00	\$ 42,734.50	\$ 47,785.00	3/20/2009
190948	302 DPTF	912833DHO	US TREASURY STRIP		2/15/2015	2.29	\$ 100,000.00	\$ 87,466.00	\$ 95,570.00	3/30/2009
191114	302 DPTF	912833DHO	US TREASURY STRIP		2/15/2015	2.20	\$ 5,000.00	\$ 4,400.00	\$ 4,778.50	4/13/2009
191201	302 DPTF	912833DHO	US TREASURY STRIP		2/15/2015	2.41	\$ 50,000.00	\$ 43,484.50	\$ 47,785.00	4/16/2009
191852	302 DPTF	912833DHO	US TREASURY STRIP		2/15/2015	2.22	\$ 50,000.00	\$ 43,990.50	\$ 47,785.00	4/24/2009
194847	302 DPTF	912833DHO	US TREASURY STRIP		2/15/2015	2.46	\$ 100,000.00	\$ 88,452.00	\$ 95,570.00	2/8/2010
195380	302 DPTF	912833DHO	US TREASURY STRIP		2/15/2015	2.37	\$ 100,000.00	\$ 89,034.00	\$ 95,570.00	3/12/2010
195851	302 DPTF	912833DHO	US TREASURY STRIP		2/15/2015	3.66	\$ 50,000.00	\$ 41,918.00	\$ 47,785.00	4/8/2010
196876	302 DPTF	912833DHO	US TREASURY STRIP		2/15/2015	2.47	\$ 50,000.00	\$ 44,447.00	\$ 47,785.00	4/30/2010
203850	302 DPTF	912833DHO	US TREASURY STRIP		2/15/2015	1.74	\$ 50,000.00	\$ 46,676.00	\$ 47,785.00	2/28/2011
204497	302 DPTF	912833DHO	US TREASURY STRIP		2/15/2015	1.82	\$ 100,000.00	\$ 93,270.00	\$ 95,570.00	4/12/2011
205410	302 DPTF	912833DHO	US TREASURY STRIP		2/15/2015	1.41	\$ 100,000.00	\$ 94,820.00	\$ 95,570.00	5/5/2011
181161	302 DPTF	912833KE9	US TREASURY STRIP		5/15/2015	4.87	\$ 50,000.00	\$ 34,096.00	\$ 47,445.50	5/31/2007
181409	302 DPTF	912833KE9	US TREASURY STRIP		5/15/2015	5.17	\$ 50,000.00	\$ 33,444.50	\$ 47,445.50	6/26/2007
181550	302 DPTF	912833KE9	US TREASURY STRIP		5/15/2015	5.03	\$ 50,000.00	\$ 33,836.00	\$ 47,445.50	7/6/2007
181856	302 DPTF	912833KE9	US TREASURY STRIP		5/15/2015	4.92	\$ 100,000.00	\$ 68,468.00	\$ 94,891.00	7/30/2007
186411	302 DPTF	912833KE9	US TREASURY STRIP		5/15/2015	3.62	\$ 50,000.00	\$ 38,941.50	\$ 47,445.50	5/27/2008
186659	302 DPTF	912833KE9	US TREASURY STRIP		5/15/2015	3.73	\$ 25,000.00	\$ 19,356.50	\$ 23,722.75	6/9/2008
187222	302 DPTF	912833KE9	US TREASURY STRIP		5/15/2015	3.66	\$ 10,000.00	\$ 7,802.00	\$ 9,489.10	7/11/2008
192208	302 DPTF	912833KE9	US TREASURY STRIP		5/15/2015	2.65	\$ 150,000.00	\$ 128,058.00	\$ 142,336.50	5/13/2009
193229	302 DPTF	912833KE9	US TREASURY STRIP		5/15/2015	3.08	\$ 50,000.00	\$ 41,949.46	\$ 47,445.50	8/18/2009
197094	302 DPTF	912833KE9	US TREASURY STRIP		5/15/2015	2.32	\$ 306,000.00	\$ 272,649.67	\$ 290,366.46	5/11/2010
197185	302 DPTF	912833KE9	US TREASURY STRIP		5/15/2015	2.34	\$ 25,000.00	\$ 22,255.50	\$ 23,722.75	5/14/2010
198369	302 DPTF	912833KE9	US TREASURY STRIP		5/15/2015	1.83	\$ 50,000.00	\$ 45,755.50	\$ 47,445.50	6/30/2010
198695	302 DPTF	912833KE9	US TREASURY STRIP		5/15/2015	1.89	\$ 100,000.00	\$ 91,285.00	\$ 94,891.00	7/13/2010
205469	302 DPTF	912833KE9	US TREASURY STRIP		5/15/2015	1.52	\$ 100,000.00	\$ 94,118.00	\$ 94,891.00	5/9/2011
206114	302 DPTF	912833KE9	US TREASURY STRIP		5/15/2015	1.11	\$ 100,000.00	\$ 95,741.00	\$ 94,891.00	6/13/2011
206340	302 DPTF	912833KE9	US TREASURY STRIP		5/15/2015	1.15	\$ 50,000.00	\$ 47,825.50	\$ 47,445.50	6/23/2011
206366	302 DPTF	912833KE9	US TREASURY STRIP		5/15/2015	1.14	\$ 50,000.00	\$ 47,851.00	\$ 47,445.50	6/27/2011

PGM: INVS_MONTHEND_INVENTORY
 SOURCE: VisualQED
 MODEL: INVENTORY
 BASIS: SETTLEMENT
 AS-OF: 6/30/2011

JOSH MANDEL
TREASURER, STATE OF OHIO

INVESTMENT INVENTORY
 SETTLED POSITIONS AS OF: 06/30/11

INVT#	FUND	CUSIP	DESCRIPTION	RATE	MATURITY	YIELD	PAR AMOUNT	BOOK VALUE	MARKET VALUE	1ST PUR
186328	305 DPTF	912833KE9	US TREASURY STRIP		5/15/2015	3.64	\$ 7,538,000.00	\$ 5,859,890.44	\$ 7,152,883.58	5/22/2008
182546	302 DPTF	912803AC7	US TREASURY STRIP (P)		8/15/2015	4.69	\$ 100,000.00	\$ 69,350.00	\$ 94,423.00	9/25/2007
178327	302 DPTF	912833JT8	US TREASURY STRIP		8/15/2015	4.66	\$ 50,000.00	\$ 33,238.00	\$ 47,109.00	10/4/2006
178581	302 DPTF	912833JT8	US TREASURY STRIP		8/15/2015	4.81	\$ 138,000.00	\$ 90,841.26	\$ 130,020.84	10/26/2006
178991	302 DPTF	912833JT8	US TREASURY STRIP		8/15/2015	4.58	\$ 50,000.00	\$ 33,696.50	\$ 47,109.00	11/28/2006
182215	302 DPTF	912833JT8	US TREASURY STRIP		8/15/2015	4.62	\$ 100,000.00	\$ 69,504.00	\$ 94,218.00	8/28/2007
182751	302 DPTF	912833JT8	US TREASURY STRIP		8/15/2015	4.51	\$ 100,000.00	\$ 70,412.00	\$ 94,218.00	10/5/2007
188062	302 DPTF	912833JT8	US TREASURY STRIP		8/15/2015	3.29	\$ 50,000.00	\$ 39,911.37	\$ 47,109.00	9/15/2008
193248	302 DPTF	912833JT8	US TREASURY STRIP		8/15/2015	3.09	\$ 100,000.00	\$ 83,227.25	\$ 94,218.00	8/18/2009
199555	302 DPTF	912833JT8	US TREASURY STRIP		8/15/2015	1.63	\$ 50,000.00	\$ 46,097.50	\$ 47,109.00	8/13/2010
200617	302 DPTF	912833JT8	US TREASURY STRIP		8/15/2015	1.42	\$ 100,000.00	\$ 93,313.00	\$ 94,218.00	9/24/2010
188157	305 DPTF	912833JT8	US TREASURY STRIP		8/15/2015	3.15	\$ 576,000.00	\$ 464,405.76	\$ 542,695.68	9/22/2008
183725	302 DPTF	912803AE3	US TREASURY STRIP (P)		11/15/2015	4.00	\$ 50,000.00	\$ 36,490.00	\$ 46,801.00	12/5/2007
194188	302 DPTF	912803AE3	US TREASURY STRIP (P)		11/15/2015	2.67	\$ 100,000.00	\$ 85,347.00	\$ 93,602.00	11/24/2009
194721	302 DPTF	912803AE3	US TREASURY STRIP (P)		11/15/2015	2.80	\$ 50,000.00	\$ 42,559.00	\$ 46,801.00	1/28/2010
179289	302 DPTF	912833KF6	US TREASURY STRIP		11/15/2015	4.58	\$ 250,000.00	\$ 166,962.50	\$ 233,447.50	12/18/2006
179695	302 DPTF	912833KF6	US TREASURY STRIP		11/15/2015	4.89	\$ 150,000.00	\$ 98,097.00	\$ 140,068.50	1/31/2007
183932	302 DPTF	912833KF6	US TREASURY STRIP		11/15/2015	4.27	\$ 100,000.00	\$ 71,601.00	\$ 93,379.00	12/19/2007
184222	302 DPTF	912833KF6	US TREASURY STRIP		11/15/2015	3.86	\$ 150,000.00	\$ 111,150.00	\$ 140,068.50	1/10/2008
189209	302 DPTF	912833KF6	US TREASURY STRIP		11/15/2015	3.72	\$ 100,000.00	\$ 77,306.00	\$ 93,379.00	11/21/2008
189255	302 DPTF	912833KF6	US TREASURY STRIP		11/15/2015	3.48	\$ 5,000.00	\$ 3,930.00	\$ 4,668.95	11/21/2008
189954	302 DPTF	912833KF6	US TREASURY STRIP		11/15/2015	2.63	\$ 250,000.00	\$ 209,050.00	\$ 233,447.50	1/12/2009
190242	302 DPTF	912833KF6	US TREASURY STRIP		11/15/2015	2.94	\$ 100,000.00	\$ 82,083.00	\$ 93,379.00	2/4/2009
201921	302 DPTF	912833KF6	US TREASURY STRIP		11/15/2015	1.28	\$ 50,000.00	\$ 46,913.00	\$ 46,689.50	11/17/2010
202142	302 DPTF	912833KF6	US TREASURY STRIP		11/15/2015	1.53	\$ 50,000.00	\$ 46,353.50	\$ 46,689.50	11/24/2010
203382	302 DPTF	912833KF6	US TREASURY STRIP		11/15/2015	1.95	\$ 100,000.00	\$ 91,111.00	\$ 93,379.00	1/31/2011
180363	302 DPTF	912833KG4	US TREASURY STRIP		2/15/2016	4.66	\$ 50,000.00	\$ 33,228.50	\$ 46,273.00	4/3/2007
180515	302 DPTF	912833KG4	US TREASURY STRIP		2/15/2016	4.79	\$ 100,000.00	\$ 65,819.00	\$ 92,546.00	4/12/2007
180731	302 DPTF	912833KG4	US TREASURY STRIP		2/15/2016	4.66	\$ 100,000.00	\$ 66,715.00	\$ 92,546.00	4/30/2007
184833	302 DPTF	912833KG4	US TREASURY STRIP		2/15/2016	4.07	\$ 10,000.00	\$ 7,255.01	\$ 9,254.60	2/28/2008
185223	302 DPTF	912833KG4	US TREASURY STRIP		2/15/2016	3.32	\$ 10,000.00	\$ 7,715.00	\$ 9,254.60	3/27/2008
185266	302 DPTF	912833KG4	US TREASURY STRIP		2/15/2016	3.40	\$ 50,000.00	\$ 38,328.50	\$ 46,273.00	3/28/2008
185592	302 DPTF	912833KG4	US TREASURY STRIP		2/15/2016	3.40	\$ 50,000.00	\$ 38,396.00	\$ 46,273.00	4/16/2008
185611	302 DPTF	912833KG4	US TREASURY STRIP		2/15/2016	3.32	\$ 10,000.00	\$ 7,729.00	\$ 9,254.60	4/16/2008
185878	302 DPTF	912833KG4	US TREASURY STRIP		2/15/2016	3.70	\$ 25,000.00	\$ 18,782.75	\$ 23,136.50	4/28/2008
190592	302 DPTF	912833KG4	US TREASURY STRIP		2/15/2016	3.07	\$ 50,000.00	\$ 40,431.00	\$ 46,273.00	2/27/2009
190823	302 DPTF	912833KG4	US TREASURY STRIP		2/15/2016	3.03	\$ 50,000.00	\$ 40,620.00	\$ 46,273.00	3/20/2009
190949	302 DPTF	912833KG4	US TREASURY STRIP		2/15/2016	2.73	\$ 100,000.00	\$ 82,979.00	\$ 92,546.00	3/30/2009
191115	302 DPTF	912833KG4	US TREASURY STRIP		2/15/2016	2.56	\$ 5,000.00	\$ 4,200.00	\$ 4,627.30	4/13/2009
191202	302 DPTF	912833KG4	US TREASURY STRIP		2/15/2016	2.77	\$ 50,000.00	\$ 41,439.00	\$ 46,273.00	4/16/2009
191853	302 DPTF	912833KG4	US TREASURY STRIP		2/15/2016	2.58	\$ 50,000.00	\$ 41,986.00	\$ 46,273.00	4/24/2009
194848	302 DPTF	912833KG4	US TREASURY STRIP		2/15/2016	2.93	\$ 100,000.00	\$ 83,939.00	\$ 92,546.00	2/8/2010
195173	302 DPTF	912833KG4	US TREASURY STRIP		2/15/2016	2.84	\$ 50,000.00	\$ 42,265.50	\$ 46,273.00	3/3/2010
195381	302 DPTF	912833KG4	US TREASURY STRIP		2/15/2016	2.81	\$ 100,000.00	\$ 84,737.00	\$ 92,546.00	3/12/2010
195852	302 DPTF	912833KG4	US TREASURY STRIP		2/15/2016	3.10	\$ 50,000.00	\$ 41,765.00	\$ 46,273.00	4/8/2010
196877	302 DPTF	912833KG4	US TREASURY STRIP		2/15/2016	2.87	\$ 50,000.00	\$ 42,388.50	\$ 46,273.00	4/30/2010
203851	302 DPTF	912833KG4	US TREASURY STRIP		2/15/2016	2.24	\$ 50,000.00	\$ 44,777.00	\$ 46,273.00	2/28/2011
204498	302 DPTF	912833KG4	US TREASURY STRIP		2/15/2016	2.30	\$ 100,000.00	\$ 89,533.00	\$ 92,546.00	4/12/2011
205411	302 DPTF	912833KG4	US TREASURY STRIP		2/15/2016	1.89	\$ 100,000.00	\$ 91,393.00	\$ 92,546.00	5/5/2011
181551	302 DPTF	912803AH6	US TREASURY STRIP (P)		5/15/2016	5.07	\$ 50,000.00	\$ 32,080.50	\$ 45,959.50	7/6/2007
181857	302 DPTF	912803AH6	US TREASURY STRIP (P)		5/15/2016	4.96	\$ 100,000.00	\$ 64,997.00	\$ 91,919.00	7/30/2007
181162	302 DPTF	912833KH2	US TREASURY STRIP		5/15/2016	4.90	\$ 50,000.00	\$ 32,409.00	\$ 45,828.50	5/31/2007
181410	302 DPTF	912833KH2	US TREASURY STRIP		5/15/2016	5.19	\$ 50,000.00	\$ 31,727.00	\$ 45,828.50	6/26/2007
186412	302 DPTF	912833KH2	US TREASURY STRIP		5/15/2016	3.80	\$ 50,000.00	\$ 37,044.00	\$ 45,828.50	5/27/2008
186660	302 DPTF	912833KH2	US TREASURY STRIP		5/15/2016	3.95	\$ 25,000.00	\$ 18,331.25	\$ 22,914.25	6/9/2008
187223	302 DPTF	912833KH2	US TREASURY STRIP		5/15/2016	3.90	\$ 10,000.00	\$ 7,383.60	\$ 9,165.70	7/11/2008
192209	302 DPTF	912833KH2	US TREASURY STRIP		5/15/2016	3.14	\$ 150,000.00	\$ 120,583.50	\$ 137,485.50	5/13/2009

PGM: INVS_MONTHEND_INVENTORY
 SOURCE: VisualQED
 MODEL: INVENTORY
 BASIS: SETTLEMENT
 AS-OF: 6/30/2011

**JOSH MANDEL
 TREASURER, STATE OF OHIO**

INVESTMENT INVENTORY
 SETTLED POSITIONS AS OF: 06/30/11

INVT#	FUND	CUSIP	DESCRIPTION	RATE	MATURITY	YIELD	PAR AMOUNT	BOOK VALUE	MARKET VALUE	1ST PUR
193230	302 DPTF	912833KH2	US TREASURY STRIP		5/15/2016	3.41	\$ 50,000.00	\$ 39,802.56	\$ 45,828.50	8/18/2009
197095	302 DPTF	912833KH2	US TREASURY STRIP		5/15/2016	2.76	\$ 306,000.00	\$ 259,479.43	\$ 280,470.42	5/11/2010
197186	302 DPTF	912833KH2	US TREASURY STRIP		5/15/2016	2.78	\$ 25,000.00	\$ 21,179.50	\$ 22,914.25	5/14/2010
198370	302 DPTF	912833KH2	US TREASURY STRIP		5/15/2016	2.25	\$ 50,000.00	\$ 43,838.50	\$ 45,828.50	6/30/2010
198696	302 DPTF	912833KH2	US TREASURY STRIP		5/15/2016	2.30	\$ 100,000.00	\$ 87,519.00	\$ 91,657.00	7/13/2010
205470	302 DPTF	912833KH2	US TREASURY STRIP		5/15/2016	2.00	\$ 100,000.00	\$ 90,481.00	\$ 91,657.00	5/9/2011
206115	302 DPTF	912833KH2	US TREASURY STRIP		5/15/2016	1.59	\$ 100,000.00	\$ 92,518.00	\$ 91,657.00	6/13/2011
206339	302 DPTF	912833KH2	US TREASURY STRIP		5/15/2016	1.58	\$ 50,000.00	\$ 46,293.50	\$ 45,828.50	6/23/2011
206367	302 DPTF	912833KH2	US TREASURY STRIP		5/15/2016	1.58	\$ 50,000.00	\$ 46,293.50	\$ 45,828.50	6/27/2011
186329	305 DPTF	912833KH2	US TREASURY STRIP		5/15/2016	3.90	\$ 7,538,000.00	\$ 5,537,942.46	\$ 6,909,104.66	5/22/2008
178328	302 DPTF	912833KJ8	US TREASURY STRIP		8/15/2016	4.71	\$ 50,000.00	\$ 31,589.00	\$ 45,358.50	10/4/2006
178582	302 DPTF	912833KJ8	US TREASURY STRIP		8/15/2016	4.87	\$ 138,000.00	\$ 86,107.86	\$ 125,189.46	10/26/2006
178992	302 DPTF	912833KJ8	US TREASURY STRIP		8/15/2016	4.64	\$ 50,000.00	\$ 32,037.00	\$ 45,358.50	11/28/2006
182216	302 DPTF	912833KJ8	US TREASURY STRIP		8/15/2016	4.70	\$ 100,000.00	\$ 65,937.00	\$ 90,717.00	8/28/2007
182547	302 DPTF	912833KJ8	US TREASURY STRIP		8/15/2016	4.76	\$ 100,000.00	\$ 65,810.00	\$ 90,717.00	9/25/2007
182752	302 DPTF	912833KJ8	US TREASURY STRIP		8/15/2016	4.60	\$ 100,000.00	\$ 66,816.00	\$ 90,717.00	10/5/2007
188063	302 DPTF	912833KJ8	US TREASURY STRIP		8/15/2016	3.59	\$ 50,000.00	\$ 37,725.00	\$ 45,358.50	9/15/2008
193249	302 DPTF	912833KJ8	US TREASURY STRIP		8/15/2016	3.49	\$ 100,000.00	\$ 78,513.25	\$ 90,717.00	8/18/2009
199556	302 DPTF	912833KJ8	US TREASURY STRIP		8/15/2016	2.11	\$ 50,000.00	\$ 44,078.50	\$ 45,358.50	8/13/2010
200618	302 DPTF	912833KJ8	US TREASURY STRIP		8/15/2016	1.89	\$ 100,000.00	\$ 89,536.00	\$ 90,717.00	9/24/2010
188158	305 DPTF	912833KJ8	US TREASURY STRIP		8/15/2016	3.44	\$ 576,000.00	\$ 440,098.56	\$ 522,529.92	9/22/2008
194189	302 DPTF	912803AK9	US TREASURY STRIP (P)		11/15/2016	3.12	\$ 100,000.00	\$ 80,579.00	\$ 90,138.00	11/24/2009
179290	302 DPTF	912833KK5	US TREASURY STRIP		11/15/2016	4.63	\$ 250,000.00	\$ 158,857.50	\$ 224,495.00	12/18/2006
183726	302 DPTF	912833KK5	US TREASURY STRIP		11/15/2016	4.10	\$ 50,000.00	\$ 34,765.00	\$ 44,899.00	12/5/2007
183933	302 DPTF	912833KK5	US TREASURY STRIP		11/15/2016	4.40	\$ 100,000.00	\$ 67,866.00	\$ 89,798.00	12/19/2007
184223	302 DPTF	912833KK5	US TREASURY STRIP		11/15/2016	3.99	\$ 150,000.00	\$ 105,750.00	\$ 134,697.00	1/10/2008
189210	302 DPTF	912833KK5	US TREASURY STRIP		11/15/2016	4.07	\$ 100,000.00	\$ 72,494.00	\$ 89,798.00	11/21/2008
189256	302 DPTF	912833KK5	US TREASURY STRIP		11/15/2016	3.94	\$ 5,000.00	\$ 3,662.50	\$ 4,489.90	11/21/2008
189955	302 DPTF	912833KK5	US TREASURY STRIP		11/15/2016	2.96	\$ 250,000.00	\$ 198,562.50	\$ 224,495.00	1/12/2009
190243	302 DPTF	912833KK5	US TREASURY STRIP		11/15/2016	3.50	\$ 100,000.00	\$ 76,352.00	\$ 89,798.00	2/4/2009
194722	302 DPTF	912833KK5	US TREASURY STRIP		11/15/2016	3.18	\$ 50,000.00	\$ 40,340.00	\$ 44,899.00	1/28/2010
201922	302 DPTF	912833KK5	US TREASURY STRIP		11/15/2016	1.62	\$ 50,000.00	\$ 45,390.50	\$ 44,899.00	11/17/2010
202143	302 DPTF	912833KK5	US TREASURY STRIP		11/15/2016	1.93	\$ 50,000.00	\$ 44,573.50	\$ 44,899.00	11/24/2010
203383	302 DPTF	912833KK5	US TREASURY STRIP		11/15/2016	2.41	\$ 100,000.00	\$ 87,054.00	\$ 89,798.00	1/31/2011
180364	302 DPTF	912833KL3	US TREASURY STRIP		2/15/2017	4.70	\$ 50,000.00	\$ 31,610.50	\$ 44,363.00	4/3/2007
180516	302 DPTF	912833KL3	US TREASURY STRIP		2/15/2017	4.82	\$ 100,000.00	\$ 62,568.00	\$ 88,726.00	4/12/2007
180732	302 DPTF	912833KL3	US TREASURY STRIP		2/15/2017	4.68	\$ 100,000.00	\$ 63,562.00	\$ 88,726.00	4/30/2007
184834	302 DPTF	912833KL3	US TREASURY STRIP		2/15/2017	4.08	\$ 10,000.00	\$ 6,962.39	\$ 8,872.60	2/28/2008
185224	302 DPTF	912833KL3	US TREASURY STRIP		2/15/2017	3.70	\$ 10,000.00	\$ 7,220.00	\$ 8,872.60	3/27/2008
185267	302 DPTF	912833KL3	US TREASURY STRIP		2/15/2017	3.74	\$ 50,000.00	\$ 35,974.50	\$ 44,363.00	3/28/2008
185593	302 DPTF	912833KL3	US TREASURY STRIP		2/15/2017	3.70	\$ 50,000.00	\$ 36,185.00	\$ 44,363.00	4/16/2008
185612	302 DPTF	912833KL3	US TREASURY STRIP		2/15/2017	3.71	\$ 10,000.00	\$ 7,228.00	\$ 8,872.60	4/16/2008
185879	302 DPTF	912833KL3	US TREASURY STRIP		2/15/2017	4.02	\$ 25,000.00	\$ 17,613.25	\$ 22,181.50	4/28/2008
190593	302 DPTF	912833KL3	US TREASURY STRIP		2/15/2017	3.30	\$ 50,000.00	\$ 38,510.00	\$ 44,363.00	2/27/2009
190825	302 DPTF	912833KL3	US TREASURY STRIP		2/15/2017	3.33	\$ 50,000.00	\$ 38,506.50	\$ 44,363.00	3/20/2009
190950	302 DPTF	912833KL3	US TREASURY STRIP		2/15/2017	3.02	\$ 100,000.00	\$ 78,960.00	\$ 88,726.00	3/30/2009
191116	302 DPTF	912833KL3	US TREASURY STRIP		2/15/2017	2.87	\$ 5,000.00	\$ 4,000.00	\$ 4,436.30	4/13/2009
191203	302 DPTF	912833KL3	US TREASURY STRIP		2/15/2017	3.14	\$ 50,000.00	\$ 39,164.50	\$ 44,363.00	4/16/2009
191854	302 DPTF	912833KL3	US TREASURY STRIP		2/15/2017	3.01	\$ 50,000.00	\$ 39,605.00	\$ 44,363.00	4/24/2009
194849	302 DPTF	912833KL3	US TREASURY STRIP		2/15/2017	3.53	\$ 100,000.00	\$ 78,223.00	\$ 88,726.00	2/8/2010
195174	302 DPTF	912833KL3	US TREASURY STRIP		2/15/2017	3.24	\$ 50,000.00	\$ 39,987.00	\$ 44,363.00	3/3/2010
195384	302 DPTF	912833KL3	US TREASURY STRIP		2/15/2017	3.24	\$ 100,000.00	\$ 80,008.00	\$ 88,726.00	3/12/2010
195853	302 DPTF	912833KL3	US TREASURY STRIP		2/15/2017	3.48	\$ 50,000.00	\$ 39,465.00	\$ 44,363.00	4/8/2010
196878	302 DPTF	912833KL3	US TREASURY STRIP		2/15/2017	3.20	\$ 50,000.00	\$ 40,311.00	\$ 44,363.00	4/30/2010
203852	302 DPTF	912833KL3	US TREASURY STRIP		2/15/2017	2.69	\$ 50,000.00	\$ 42,639.50	\$ 44,363.00	2/28/2011
204499	302 DPTF	912833KL3	US TREASURY STRIP		2/15/2017	2.74	\$ 100,000.00	\$ 85,293.00	\$ 88,726.00	4/12/2011
205412	302 DPTF	912833KL3	US TREASURY STRIP		2/15/2017	2.35	\$ 100,000.00	\$ 87,365.00	\$ 88,726.00	5/5/2011

PGM: INVS_MONTHEND_INVENTORY
 SOURCE: VisualQED
 MODEL: INVENTORY
 BASIS: SETTLEMENT
 AS-OF: 6/30/2011

JOSH MANDEL
TREASURER, STATE OF OHIO

INVESTMENT INVENTORY
 SETTLED POSITIONS AS OF: 06/30/11

INVT#	FUND	CUSIP	DESCRIPTION	RATE	MATURITY	YIELD	PAR AMOUNT	BOOK VALUE	MARKET VALUE	1ST PUR
181858	302 DPTF	912803AL7	US TREASURY STRIP (P)		5/15/2017	5.01	\$ 100,000.00	\$ 61,594.00	\$ 88,060.00	7/30/2007
197187	302 DPTF	912803AL7	US TREASURY STRIP (P)		5/15/2017	3.10	\$ 25,000.00	\$ 20,149.50	\$ 22,015.00	5/14/2010
198371	302 DPTF	912803AL7	US TREASURY STRIP (P)		5/15/2017	2.53	\$ 50,000.00	\$ 42,075.00	\$ 44,030.00	6/30/2010
181163	302 DPTF	912833KM1	US TREASURY STRIP		5/15/2017	4.97	\$ 50,000.00	\$ 30,668.50	\$ 43,867.00	5/31/2007
181411	302 DPTF	912833KM1	US TREASURY STRIP		5/15/2017	5.26	\$ 50,000.00	\$ 29,941.00	\$ 43,867.00	6/26/2007
181552	302 DPTF	912833KM1	US TREASURY STRIP		5/15/2017	5.13	\$ 50,000.00	\$ 30,356.50	\$ 43,867.00	7/6/2007
186414	302 DPTF	912833KM1	US TREASURY STRIP		5/15/2017	4.09	\$ 50,000.00	\$ 34,777.00	\$ 43,867.00	5/27/2008
186661	302 DPTF	912833KM1	US TREASURY STRIP		5/15/2017	4.20	\$ 25,000.00	\$ 17,254.25	\$ 21,933.50	6/9/2008
187224	302 DPTF	912833KM1	US TREASURY STRIP		5/15/2017	4.14	\$ 10,000.00	\$ 6,960.30	\$ 8,773.40	7/11/2008
192211	302 DPTF	912833KM1	US TREASURY STRIP		5/15/2017	3.44	\$ 150,000.00	\$ 114,142.50	\$ 131,601.00	5/13/2009
193231	302 DPTF	912833KM1	US TREASURY STRIP		5/15/2017	3.78	\$ 50,000.00	\$ 37,430.74	\$ 43,867.00	8/18/2009
197096	302 DPTF	912833KM1	US TREASURY STRIP		5/15/2017	3.09	\$ 306,000.00	\$ 246,768.19	\$ 268,466.04	5/11/2010
198697	302 DPTF	912833KM1	US TREASURY STRIP		5/15/2017	2.58	\$ 100,000.00	\$ 83,929.00	\$ 87,734.00	7/13/2010
205471	302 DPTF	912833KM1	US TREASURY STRIP		5/15/2017	2.40	\$ 100,000.00	\$ 86,608.00	\$ 87,734.00	5/9/2011
206116	302 DPTF	912833KM1	US TREASURY STRIP		5/15/2017	2.01	\$ 100,000.00	\$ 88,818.00	\$ 87,734.00	6/13/2011
206338	302 DPTF	912833KM1	US TREASURY STRIP		5/15/2017	2.01	\$ 50,000.00	\$ 44,440.00	\$ 43,867.00	6/23/2011
206368	302 DPTF	912833KM1	US TREASURY STRIP		5/15/2017	2.01	\$ 50,000.00	\$ 44,441.00	\$ 43,867.00	6/27/2011
186330	305 DPTF	912833KM1	US TREASURY STRIP		5/15/2017	4.14	\$ 7,538,000.00	\$ 5,217,577.46	\$ 6,613,388.92	5/22/2008
182548	302 DPTF	912803AM5	US TREASURY STRIP (P)		8/15/2017	4.88	\$ 100,000.00	\$ 62,110.00	\$ 87,151.00	9/25/2007
178329	302 DPTF	912833KN9	US TREASURY STRIP		8/15/2017	4.75	\$ 50,000.00	\$ 30,024.50	\$ 43,391.50	10/4/2006
178583	302 DPTF	912833KN9	US TREASURY STRIP		8/15/2017	4.90	\$ 138,000.00	\$ 81,769.14	\$ 119,760.54	10/26/2006
178993	302 DPTF	912833KN9	US TREASURY STRIP		8/15/2017	4.66	\$ 50,000.00	\$ 30,538.00	\$ 43,391.50	11/28/2006
182217	302 DPTF	912833KN9	US TREASURY STRIP		8/15/2017	4.80	\$ 100,000.00	\$ 62,335.00	\$ 86,783.00	8/28/2007
182753	302 DPTF	912833KN9	US TREASURY STRIP		8/15/2017	4.70	\$ 100,000.00	\$ 63,247.00	\$ 86,783.00	10/5/2007
188064	302 DPTF	912833KN9	US TREASURY STRIP		8/15/2017	3.81	\$ 50,000.00	\$ 35,700.00	\$ 43,391.50	9/15/2008
193250	302 DPTF	912833KN9	US TREASURY STRIP		8/15/2017	3.78	\$ 100,000.00	\$ 74,159.25	\$ 86,783.00	8/18/2009
199557	302 DPTF	912833KN9	US TREASURY STRIP		8/15/2017	2.38	\$ 50,000.00	\$ 42,377.50	\$ 43,391.50	8/13/2010
200619	302 DPTF	912833KN9	US TREASURY STRIP		8/15/2017	2.16	\$ 100,000.00	\$ 86,224.00	\$ 86,783.00	9/24/2010
188159	305 DPTF	912833KN9	US TREASURY STRIP		8/15/2017	3.71	\$ 576,000.00	\$ 415,434.24	\$ 499,870.08	9/22/2008
179291	302 DPTF	912833KP4	US TREASURY STRIP		11/15/2017	4.68	\$ 250,000.00	\$ 150,977.50	\$ 214,580.00	12/18/2006
179697	302 DPTF	912833KP4	US TREASURY STRIP		11/15/2017	4.99	\$ 150,000.00	\$ 88,105.50	\$ 128,748.00	1/31/2007
183727	302 DPTF	912833KP4	US TREASURY STRIP		11/15/2017	4.20	\$ 50,000.00	\$ 33,060.00	\$ 42,916.00	12/5/2007
183934	302 DPTF	912833KP4	US TREASURY STRIP		11/15/2017	4.50	\$ 100,000.00	\$ 64,349.00	\$ 85,832.00	12/19/2007
184224	302 DPTF	912833KP4	US TREASURY STRIP		11/15/2017	4.08	\$ 150,000.00	\$ 100,755.00	\$ 128,748.00	1/10/2008
189211	302 DPTF	912833KP4	US TREASURY STRIP		11/15/2017	4.22	\$ 100,000.00	\$ 68,718.00	\$ 85,832.00	11/21/2008
189257	302 DPTF	912833KP4	US TREASURY STRIP		11/15/2017	3.93	\$ 5,000.00	\$ 3,525.00	\$ 4,291.60	11/21/2008
189956	302 DPTF	912833KP4	US TREASURY STRIP		11/15/2017	3.12	\$ 250,000.00	\$ 190,145.00	\$ 214,580.00	1/12/2009
190244	302 DPTF	912833KP4	US TREASURY STRIP		11/15/2017	3.54	\$ 100,000.00	\$ 73,494.00	\$ 85,832.00	2/4/2009
194190	302 DPTF	912833KP4	US TREASURY STRIP		11/15/2017	3.39	\$ 100,000.00	\$ 76,505.00	\$ 85,832.00	11/24/2009
194723	302 DPTF	912833KP4	US TREASURY STRIP		11/15/2017	3.49	\$ 50,000.00	\$ 38,190.00	\$ 42,916.00	1/28/2010
201925	302 DPTF	912833KP4	US TREASURY STRIP		11/15/2017	1.96	\$ 50,000.00	\$ 43,623.50	\$ 42,916.00	11/17/2010
202144	302 DPTF	912833KP4	US TREASURY STRIP		11/15/2017	2.27	\$ 50,000.00	\$ 42,731.00	\$ 42,916.00	11/24/2010
203384	302 DPTF	912833KP4	US TREASURY STRIP		11/15/2017	2.76	\$ 100,000.00	\$ 83,023.00	\$ 85,832.00	1/31/2011
180365	302 DPTF	912833KQ2	US TREASURY STRIP		2/15/2018	4.79	\$ 50,000.00	\$ 29,888.50	\$ 42,378.50	4/3/2007
180517	302 DPTF	912833KQ2	US TREASURY STRIP		2/15/2018	4.91	\$ 100,000.00	\$ 59,092.00	\$ 84,757.00	4/12/2007
180733	302 DPTF	912833KQ2	US TREASURY STRIP		2/15/2018	4.78	\$ 100,000.00	\$ 60,084.00	\$ 84,757.00	4/30/2007
184835	302 DPTF	912833KQ2	US TREASURY STRIP		2/15/2018	4.27	\$ 10,000.00	\$ 6,563.92	\$ 8,475.70	2/28/2008
185225	302 DPTF	912833KQ2	US TREASURY STRIP		2/15/2018	3.89	\$ 10,000.00	\$ 6,830.00	\$ 8,475.70	3/27/2008
185268	302 DPTF	912833KQ2	US TREASURY STRIP		2/15/2018	3.93	\$ 50,000.00	\$ 34,033.00	\$ 42,378.50	3/28/2008
185594	302 DPTF	912833KQ2	US TREASURY STRIP		2/15/2018	3.84	\$ 50,000.00	\$ 34,416.00	\$ 42,378.50	4/16/2008
185613	302 DPTF	912833KQ2	US TREASURY STRIP		2/15/2018	3.88	\$ 10,000.00	\$ 6,856.00	\$ 8,475.70	4/16/2008
185880	302 DPTF	912833KQ2	US TREASURY STRIP		2/15/2018	4.18	\$ 25,000.00	\$ 16,667.75	\$ 21,189.25	4/28/2008
190594	302 DPTF	912833KQ2	US TREASURY STRIP		2/15/2018	3.34	\$ 50,000.00	\$ 37,165.50	\$ 42,378.50	2/27/2009
190824	302 DPTF	912833KQ2	US TREASURY STRIP		2/15/2018	3.44	\$ 50,000.00	\$ 36,914.50	\$ 42,378.50	3/20/2009
190951	302 DPTF	912833KQ2	US TREASURY STRIP		2/15/2018	3.15	\$ 100,000.00	\$ 75,762.00	\$ 84,757.00	3/30/2009
191117	302 DPTF	912833KQ2	US TREASURY STRIP		2/15/2018	3.13	\$ 5,000.00	\$ 3,800.00	\$ 4,237.85	4/13/2009
191204	302 DPTF	912833KQ2	US TREASURY STRIP		2/15/2018	3.28	\$ 50,000.00	\$ 37,523.00	\$ 42,378.50	4/16/2009

PGM: INVS_MONTHEND_INVENTORY
 SOURCE: VisualQED
 MODEL: INVENTORY
 BASIS: SETTLEMENT
 AS-OF: 6/30/2011

JOSH MANDEL
TREASURER, STATE OF OHIO

INVESTMENT INVENTORY
 SETTLED POSITIONS AS OF: 06/30/11

INVT#	FUND	CUSIP	DESCRIPTION	RATE	MATURITY	YIELD	PAR AMOUNT	BOOK VALUE	MARKET VALUE	1ST PUR
191855	302 DPTF	912833KQ2	US TREASURY STRIP		2/15/2018	3.18 \$	50,000.00 \$	37,855.00 \$	42,378.50	4/24/2009
194851	302 DPTF	912833KQ2	US TREASURY STRIP		2/15/2018	3.63 \$	100,000.00 \$	74,940.00 \$	84,757.00	2/8/2010
195178	302 DPTF	912833KQ2	US TREASURY STRIP		2/15/2018	3.55 \$	50,000.00 \$	37,779.00 \$	42,378.50	3/3/2010
195385	302 DPTF	912833KQ2	US TREASURY STRIP		2/15/2018	3.58 \$	100,000.00 \$	75,503.00 \$	84,757.00	3/12/2010
195854	302 DPTF	912833KQ2	US TREASURY STRIP		2/15/2018	3.78 \$	50,000.00 \$	37,264.00 \$	42,378.50	4/8/2010
196879	302 DPTF	912833KQ2	US TREASURY STRIP		2/15/2018	3.49 \$	50,000.00 \$	38,187.00 \$	42,378.50	4/30/2010
203853	302 DPTF	912833KQ2	US TREASURY STRIP		2/15/2018	3.98 \$	50,000.00 \$	38,010.00 \$	42,378.50	2/28/2011
204500	302 DPTF	912833KQ2	US TREASURY STRIP		2/15/2018	3.06 \$	100,000.00 \$	81,230.00 \$	84,757.00	4/12/2011
205413	302 DPTF	912833KQ2	US TREASURY STRIP		2/15/2018	2.71 \$	100,000.00 \$	83,341.00 \$	84,757.00	5/5/2011
181553	302 DPTF	912803AN3	US TREASURY STRIP (P)		5/15/2018	5.17 \$	50,000.00 \$	28,738.50 \$	42,180.50	7/6/2007
187225	302 DPTF	912803AN3	US TREASURY STRIP (P)		5/15/2018	4.20 \$	10,000.00 \$	6,641.70 \$	8,436.10	7/11/2008
198372	302 DPTF	912820QW0	US TREASURY STRIP (P)		5/15/2018	2.73 \$	50,000.00 \$	40,389.50 \$	42,180.50	6/30/2010
181164	302 DPTF	912833KR0	US TREASURY STRIP		5/15/2018	5.01 \$	50,000.00 \$	29,074.50 \$	41,946.50	5/31/2007
181412	302 DPTF	912833KR0	US TREASURY STRIP		5/15/2018	5.30 \$	50,000.00 \$	28,307.00 \$	41,946.50	6/26/2007
181859	302 DPTF	912833KR0	US TREASURY STRIP		5/15/2018	5.05 \$	100,000.00 \$	58,394.00 \$	83,893.00	7/30/2007
186415	302 DPTF	912833KR0	US TREASURY STRIP		5/15/2018	4.19 \$	50,000.00 \$	33,072.50 \$	41,946.50	5/27/2008
186662	302 DPTF	912833KR0	US TREASURY STRIP		5/15/2018	4.27 \$	25,000.00 \$	16,432.25 \$	20,973.25	6/9/2008
192212	302 DPTF	912833KR0	US TREASURY STRIP		5/15/2018	3.65 \$	150,000.00 \$	108,282.00 \$	125,839.50	5/13/2009
193232	302 DPTF	912833KR0	US TREASURY STRIP		5/15/2018	3.91 \$	50,000.00 \$	35,638.60 \$	41,946.50	8/18/2009
197097	302 DPTF	912833KR0	US TREASURY STRIP		5/15/2018	3.34 \$	306,000.00 \$	234,632.23 \$	256,712.58	5/11/2010
197189	302 DPTF	912833KR0	US TREASURY STRIP		5/15/2018	3.38 \$	25,000.00 \$	19,118.25 \$	20,973.25	5/14/2010
198698	302 DPTF	912833KR0	US TREASURY STRIP		5/15/2018	2.78 \$	100,000.00 \$	80,569.00 \$	83,893.00	7/13/2010
205472	302 DPTF	912833KR0	US TREASURY STRIP		5/15/2018	2.73 \$	100,000.00 \$	82,689.00 \$	83,893.00	5/9/2011
206117	302 DPTF	912833KR0	US TREASURY STRIP		5/15/2018	2.35 \$	100,000.00 \$	85,066.00 \$	83,893.00	6/13/2011
206337	302 DPTF	912833KR0	US TREASURY STRIP		5/15/2018	2.33 \$	50,000.00 \$	42,620.00 \$	41,946.50	6/23/2011
206369	302 DPTF	912833KR0	US TREASURY STRIP		5/15/2018	2.33 \$	50,000.00 \$	42,626.50 \$	41,946.50	6/27/2011
186331	305 DPTF	912833KR0	US TREASURY STRIP		5/15/2018	4.23 \$	7,538,000.00 \$	4,965,205.22 \$	6,323,854.34	5/22/2008
178330	302 DPTF	912833KS8	US TREASURY STRIP		8/15/2018	4.79 \$	50,000.00 \$	28,515.00 \$	41,358.50	10/4/2006
178584	302 DPTF	912833KS8	US TREASURY STRIP		8/15/2018	4.94 \$	138,000.00 \$	77,571.18 \$	114,149.46	10/26/2006
178994	302 DPTF	912833KS8	US TREASURY STRIP		8/15/2018	4.69 \$	50,000.00 \$	29,058.00 \$	41,358.50	11/28/2006
182218	302 DPTF	912833KS8	US TREASURY STRIP		8/15/2018	4.88 \$	100,000.00 \$	58,940.00 \$	82,717.00	8/28/2007
182549	302 DPTF	912833KS8	US TREASURY STRIP		8/15/2018	4.96 \$	100,000.00 \$	58,650.00 \$	82,717.00	9/25/2007
182754	302 DPTF	912833KS8	US TREASURY STRIP		8/15/2018	4.78 \$	100,000.00 \$	59,866.00 \$	82,717.00	10/5/2007
188065	302 DPTF	912833KS8	US TREASURY STRIP		8/15/2018	3.91 \$	50,000.00 \$	34,050.00 \$	41,358.50	9/15/2008
193251	302 DPTF	912833KS8	US TREASURY STRIP		8/15/2018	3.92 \$	100,000.00 \$	70,533.25 \$	82,717.00	8/18/2009
199558	302 DPTF	912833KS8	US TREASURY STRIP		8/15/2018	2.54 \$	50,000.00 \$	40,868.50 \$	41,358.50	8/13/2010
200620	302 DPTF	912833KS8	US TREASURY STRIP		8/15/2018	2.41 \$	100,000.00 \$	82,775.00 \$	82,717.00	9/24/2010
188160	305 DPTF	912833KS8	US TREASURY STRIP		8/15/2018	3.80 \$	576,000.00 \$	396,852.48 \$	476,449.92	9/22/2008
183728	302 DPTF	912803AP8	US TREASURY STRIP (P)		11/15/2018	4.31 \$	50,000.00 \$	31,345.00 \$	41,119.50	12/5/2007
183935	302 DPTF	912803AP8	US TREASURY STRIP (P)		11/15/2018	4.62 \$	100,000.00 \$	60,765.00 \$	82,239.00	12/19/2007
184225	302 DPTF	912803AP8	US TREASURY STRIP (P)		11/15/2018	4.23 \$	150,000.00 \$	95,280.00 \$	123,358.50	1/10/2008
179292	302 DPTF	912833KT6	US TREASURY STRIP		11/15/2018	4.70 \$	250,000.00 \$	143,770.00 \$	204,302.50	12/18/2006
189212	302 DPTF	912833KT6	US TREASURY STRIP		11/15/2018	4.28 \$	100,000.00 \$	65,522.00 \$	81,721.00	11/21/2008
189258	302 DPTF	912833KT6	US TREASURY STRIP		11/15/2018	3.98 \$	5,000.00 \$	3,375.00 \$	4,086.05	11/21/2008
189957	302 DPTF	912833KT6	US TREASURY STRIP		11/15/2018	3.15 \$	250,000.00 \$	183,902.50 \$	204,302.50	1/12/2009
190245	302 DPTF	912833KT6	US TREASURY STRIP		11/15/2018	3.57 \$	100,000.00 \$	70,790.00 \$	81,721.00	2/4/2009
194191	302 DPTF	912833KT6	US TREASURY STRIP		11/15/2018	3.57 \$	100,000.00 \$	72,768.00 \$	81,721.00	11/24/2009
194724	302 DPTF	912833KT6	US TREASURY STRIP		11/15/2018	3.71 \$	50,000.00 \$	36,194.00 \$	40,860.50	1/28/2010
201927	302 DPTF	912833KT6	US TREASURY STRIP		11/15/2018	2.27 \$	50,000.00 \$	41,744.50 \$	40,860.50	11/17/2010
202145	302 DPTF	912833KT6	US TREASURY STRIP		11/15/2018	2.55 \$	50,000.00 \$	40,867.50 \$	40,860.50	11/24/2010
203385	302 DPTF	912833KT6	US TREASURY STRIP		11/15/2018	3.03 \$	100,000.00 \$	79,140.00 \$	81,721.00	1/31/2011
185226	302 DPTF	912803AQ6	US TREASURY STRIP (P)		2/15/2019	4.10 \$	10,000.00 \$	6,430.00 \$	8,123.60	3/27/2008
180366	302 DPTF	912833KU3	US TREASURY STRIP		2/15/2019	4.85 \$	50,000.00 \$	28,309.50 \$	40,353.50	4/3/2007
180518	302 DPTF	912833KU3	US TREASURY STRIP		2/15/2019	4.98 \$	100,000.00 \$	55,873.00 \$	80,707.00	4/12/2007
184836	302 DPTF	912833KU3	US TREASURY STRIP		2/15/2019	4.40 \$	10,000.00 \$	6,205.19 \$	8,070.70	2/28/2008
185269	302 DPTF	912833KU3	US TREASURY STRIP		2/15/2019	4.14 \$	50,000.00 \$	32,008.50 \$	40,353.50	3/28/2008
185595	302 DPTF	912833KU3	US TREASURY STRIP		2/15/2019	4.11 \$	50,000.00 \$	32,172.00 \$	40,353.50	4/16/2008

PGM: INVS_MONTHEND_INVENTORY
 SOURCE: VisualQED
 MODEL: INVENTORY
 BASIS: SETTLEMENT
 AS-OF: 6/30/2011

JOSH MANDEL
TREASURER, STATE OF OHIO

INVESTMENT INVENTORY
 SETTLED POSITIONS AS OF: 06/30/11

INVT#	FUND	CUSIP	DESCRIPTION	RATE	MATURITY	YIELD	PAR AMOUNT	BOOK VALUE	MARKET VALUE	1ST PUR
185614	302 DPTF	912833KU3	US TREASURY STRIP		2/15/2019	4.02 \$	10,000.00 \$	6,498.00 \$	8,070.70	4/16/2008
185881	302 DPTF	912833KU3	US TREASURY STRIP		2/15/2019	4.35 \$	25,000.00 \$	15,707.50 \$	20,176.75	4/28/2008
190595	302 DPTF	912833KU3	US TREASURY STRIP		2/15/2019	3.47 \$	50,000.00 \$	35,473.50 \$	40,353.50	2/27/2009
190826	302 DPTF	912833KU3	US TREASURY STRIP		2/15/2019	3.57 \$	50,000.00 \$	35,229.50 \$	40,353.50	3/20/2009
190952	302 DPTF	912833KU3	US TREASURY STRIP		2/15/2019	3.24 \$	100,000.00 \$	72,790.00 \$	80,707.00	3/30/2009
191118	302 DPTF	912833KU3	US TREASURY STRIP		2/15/2019	3.22 \$	5,000.00 \$	3,650.00 \$	4,035.35	4/13/2009
191205	302 DPTF	912833KU3	US TREASURY STRIP		2/15/2019	3.39 \$	50,000.00 \$	35,937.50 \$	40,353.50	4/16/2009
191856	302 DPTF	912833KU3	US TREASURY STRIP		2/15/2019	3.32 \$	50,000.00 \$	36,191.50 \$	40,353.50	4/24/2009
194853	302 DPTF	912833KU3	US TREASURY STRIP		2/15/2019	3.85 \$	100,000.00 \$	70,898.00 \$	80,707.00	2/8/2010
195176	302 DPTF	912833KU3	US TREASURY STRIP		2/15/2019	3.80 \$	50,000.00 \$	35,679.50 \$	40,353.50	3/3/2010
195386	302 DPTF	912833KU3	US TREASURY STRIP		2/15/2019	3.84 \$	100,000.00 \$	71,206.00 \$	80,707.00	3/12/2010
195855	302 DPTF	912833KU3	US TREASURY STRIP		2/15/2019	4.03 \$	50,000.00 \$	35,115.00 \$	40,353.50	4/8/2010
196880	302 DPTF	912833KU3	US TREASURY STRIP		2/15/2019	3.74 \$	50,000.00 \$	36,093.50 \$	40,353.50	4/30/2010
203854	302 DPTF	912833KU3	US TREASURY STRIP		2/15/2019	3.24 \$	50,000.00 \$	38,705.50 \$	40,353.50	2/28/2011
204501	302 DPTF	912833KU3	US TREASURY STRIP		2/15/2019	3.32 \$	100,000.00 \$	77,234.00 \$	80,707.00	4/12/2011
205414	302 DPTF	912833KU3	US TREASURY STRIP		2/15/2019	3.00 \$	100,000.00 \$	79,306.00 \$	80,707.00	5/5/2011
181165	302 DPTF	912833KV1	US TREASURY STRIP		5/15/2019	5.08 \$	50,000.00 \$	27,454.00 \$	39,841.00	5/31/2007
181413	302 DPTF	912833KV1	US TREASURY STRIP		5/15/2019	5.34 \$	50,000.00 \$	26,726.00 \$	39,841.00	6/26/2007
181554	302 DPTF	912833KV1	US TREASURY STRIP		5/15/2019	5.21 \$	50,000.00 \$	27,172.50 \$	39,841.00	7/6/2007
181860	302 DPTF	912833KV1	US TREASURY STRIP		5/15/2019	5.10 \$	100,000.00 \$	55,215.00 \$	79,682.00	7/30/2007
186416	302 DPTF	912833KV1	US TREASURY STRIP		5/15/2019	4.33 \$	50,000.00 \$	31,255.50 \$	39,841.00	5/27/2008
186663	302 DPTF	912833KV1	US TREASURY STRIP		5/15/2019	4.42 \$	25,000.00 \$	15,501.50 \$	19,920.50	6/9/2008
187226	302 DPTF	912833KV1	US TREASURY STRIP		5/15/2019	4.37 \$	10,000.00 \$	6,260.00 \$	7,968.20	7/11/2008
192213	302 DPTF	912833KV1	US TREASURY STRIP		5/15/2019	3.87 \$	150,000.00 \$	102,256.50 \$	119,523.00	5/13/2009
193233	302 DPTF	912833KV1	US TREASURY STRIP		5/15/2019	4.10 \$	50,000.00 \$	33,664.88 \$	39,841.00	8/18/2009
197098	302 DPTF	912833KV1	US TREASURY STRIP		5/15/2019	3.66 \$	306,000.00 \$	220,690.87 \$	243,826.92	5/11/2010
197191	302 DPTF	912833KV1	US TREASURY STRIP		5/15/2019	3.69 \$	25,000.00 \$	17,996.00 \$	19,920.50	5/14/2010
198373	302 DPTF	912833KV1	US TREASURY STRIP		5/15/2019	3.06 \$	50,000.00 \$	38,194.00 \$	39,841.00	6/30/2010
198699	302 DPTF	912833KV1	US TREASURY STRIP		5/15/2019	3.14 \$	100,000.00 \$	75,926.00 \$	79,682.00	7/13/2010
205473	302 DPTF	912833KV1	US TREASURY STRIP		5/15/2019	3.02 \$	100,000.00 \$	78,665.00 \$	79,682.00	5/9/2011
206118	302 DPTF	912833KV1	US TREASURY STRIP		5/15/2019	2.67 \$	100,000.00 \$	81,053.00 \$	79,682.00	6/13/2011
206336	302 DPTF	912833KV1	US TREASURY STRIP		5/15/2019	2.67 \$	50,000.00 \$	40,554.50 \$	39,841.00	6/23/2011
206370	302 DPTF	912833KV1	US TREASURY STRIP		5/15/2019	2.67 \$	50,000.00 \$	40,571.00 \$	39,841.00	6/27/2011
186332	305 DPTF	912833KV1	US TREASURY STRIP		5/15/2019	4.37 \$	7,538,000.00 \$	4,688,636.00 \$	6,006,429.16	5/22/2008
182550	302 DPTF	912803AR4	US TREASURY STRIP (P)		8/15/2019	5.03 \$	100,000.00 \$	55,420.00 \$	79,192.00	9/25/2007
178331	302 DPTF	912833KW9	US TREASURY STRIP		8/15/2019	4.85 \$	50,000.00 \$	26,992.50 \$	39,334.00	10/4/2006
178585	302 DPTF	912833KW9	US TREASURY STRIP		8/15/2019	5.00 \$	138,000.00 \$	73,316.64 \$	108,561.84	10/26/2006
178995	302 DPTF	912833KW9	US TREASURY STRIP		8/15/2019	4.75 \$	50,000.00 \$	27,543.00 \$	39,334.00	11/28/2006
182219	302 DPTF	912833KW9	US TREASURY STRIP		8/15/2019	4.94 \$	100,000.00 \$	55,773.00 \$	78,668.00	8/28/2007
182755	302 DPTF	912833KW9	US TREASURY STRIP		8/15/2019	4.84 \$	100,000.00 \$	56,708.00 \$	78,668.00	10/5/2007
188066	302 DPTF	912833KW9	US TREASURY STRIP		8/15/2019	4.07 \$	50,000.00 \$	32,225.00 \$	39,334.00	9/15/2008
193252	302 DPTF	912833KW9	US TREASURY STRIP		8/15/2019	4.07 \$	100,000.00 \$	66,893.25 \$	78,668.00	8/18/2009
199559	302 DPTF	912833KW9	US TREASURY STRIP		8/15/2019	2.90 \$	50,000.00 \$	38,597.50 \$	39,334.00	8/13/2010
200621	302 DPTF	912833KW9	US TREASURY STRIP		8/15/2019	2.77 \$	100,000.00 \$	78,302.00 \$	78,668.00	9/24/2010
188161	305 DPTF	912833KW9	US TREASURY STRIP		8/15/2019	3.96 \$	576,000.00 \$	375,626.88 \$	453,127.68	9/22/2008
179293	302 DPTF	912833KX7	US TREASURY STRIP		11/15/2019	4.76 \$	250,000.00 \$	136,157.50 \$	193,777.50	12/18/2006
183729	302 DPTF	912833KX7	US TREASURY STRIP		11/15/2019	4.41 \$	50,000.00 \$	29,705.00 \$	38,755.50	12/5/2007
183936	302 DPTF	912833KX7	US TREASURY STRIP		11/15/2019	4.72 \$	100,000.00 \$	57,381.00 \$	77,511.00	12/19/2007
184226	302 DPTF	912833KX7	US TREASURY STRIP		11/15/2019	4.34 \$	150,000.00 \$	90,180.00 \$	116,266.50	1/10/2008
189213	302 DPTF	912833KX7	US TREASURY STRIP		11/15/2019	4.47 \$	100,000.00 \$	61,536.00 \$	77,511.00	11/21/2008
189259	302 DPTF	912833KX7	US TREASURY STRIP		11/15/2019	3.96 \$	5,000.00 \$	3,250.00 \$	3,875.55	11/21/2008
189958	302 DPTF	912833KX7	US TREASURY STRIP		11/15/2019	3.40 \$	250,000.00 \$	173,470.00 \$	193,777.50	1/12/2009
190246	302 DPTF	912833KX7	US TREASURY STRIP		11/15/2019	3.80 \$	100,000.00 \$	66,689.00 \$	77,511.00	2/4/2009
194192	302 DPTF	912833KX7	US TREASURY STRIP		11/15/2019	3.73 \$	100,000.00 \$	69,172.00 \$	77,511.00	11/24/2009
194725	302 DPTF	912833KX7	US TREASURY STRIP		11/15/2019	3.90 \$	50,000.00 \$	34,246.00 \$	38,755.50	1/28/2010
201928	302 DPTF	912833KX7	US TREASURY STRIP		11/15/2019	2.62 \$	50,000.00 \$	39,563.00 \$	38,755.50	11/17/2010
202146	302 DPTF	912833KX7	US TREASURY STRIP		11/15/2019	2.82 \$	50,000.00 \$	38,902.00 \$	38,755.50	11/24/2010

PGM: INVS_MONTHEND_INVENTORY
 SOURCE: VisualQED
 MODEL: INVENTORY
 BASIS: SETTLEMENT
 AS-OF: 6/30/2011

JOSH MANDEL
 TREASURER, STATE OF OHIO

INVESTMENT INVENTORY
 SETTLED POSITIONS AS OF: 06/30/11

INVT#	FUND	CUSIP	DESCRIPTION	RATE	MATURITY	YIELD	PAR AMOUNT	BOOK VALUE	MARKET VALUE	1ST PUR
203386	302 DPTF	912833KX7	US TREASURY STRIP		11/15/2019	3.35	\$ 100,000.00	\$ 74,675.00	\$ 77,511.00	1/31/2011
180367	302 DPTF	912833KY5	US TREASURY STRIP		2/15/2020	4.91	\$ 50,000.00	\$ 26,782.00	\$ 38,156.50	4/3/2007
180519	302 DPTF	912833KY5	US TREASURY STRIP		2/15/2020	5.03	\$ 100,000.00	\$ 52,828.00	\$ 76,313.00	4/12/2007
180735	302 DPTF	912833KY5	US TREASURY STRIP		2/15/2020	4.88	\$ 100,000.00	\$ 53,960.00	\$ 76,313.00	4/30/2007
184837	302 DPTF	912833KY5	US TREASURY STRIP		2/15/2020	4.50	\$ 10,000.00	\$ 5,871.79	\$ 7,631.30	2/28/2008
185227	302 DPTF	912833KY5	US TREASURY STRIP		2/15/2020	4.22	\$ 10,000.00	\$ 6,090.00	\$ 7,631.30	3/27/2008
185270	302 DPTF	912833KY5	US TREASURY STRIP		2/15/2020	4.28	\$ 50,000.00	\$ 30,227.00	\$ 38,156.50	3/28/2008
185596	302 DPTF	912833KY5	US TREASURY STRIP		2/15/2020	4.15	\$ 50,000.00	\$ 30,753.50	\$ 38,156.50	4/16/2008
185615	302 DPTF	912833KY5	US TREASURY STRIP		2/15/2020	4.18	\$ 10,000.00	\$ 6,132.00	\$ 7,631.30	4/16/2008
185882	302 DPTF	912833KY5	US TREASURY STRIP		2/15/2020	4.47	\$ 25,000.00	\$ 14,838.75	\$ 19,078.25	4/28/2008
190596	302 DPTF	912833KY5	US TREASURY STRIP		2/15/2020	3.71	\$ 50,000.00	\$ 33,416.00	\$ 38,156.50	2/27/2009
190827	302 DPTF	912833KY5	US TREASURY STRIP		2/15/2020	3.78	\$ 50,000.00	\$ 33,250.00	\$ 38,156.50	3/20/2009
190953	302 DPTF	912833KY5	US TREASURY STRIP		2/15/2020	3.52	\$ 100,000.00	\$ 68,408.00	\$ 76,313.00	3/30/2009
191119	302 DPTF	912833KY5	US TREASURY STRIP		2/15/2020	3.32	\$ 5,000.00	\$ 3,500.00	\$ 3,815.65	4/13/2009
191206	302 DPTF	912833KY5	US TREASURY STRIP		2/15/2020	3.62	\$ 50,000.00	\$ 33,907.50	\$ 38,156.50	4/16/2009
191857	302 DPTF	912833KY5	US TREASURY STRIP		2/15/2020	3.56	\$ 50,000.00	\$ 34,140.00	\$ 38,156.50	4/24/2009
194854	302 DPTF	912833KY5	US TREASURY STRIP		2/15/2020	4.05	\$ 100,000.00	\$ 66,917.00	\$ 76,313.00	2/8/2010
195180	302 DPTF	912833KY5	US TREASURY STRIP		2/15/2020	3.99	\$ 50,000.00	\$ 33,727.00	\$ 38,156.50	3/3/2010
195387	302 DPTF	912833KY5	US TREASURY STRIP		2/15/2020	4.05	\$ 100,000.00	\$ 67,152.00	\$ 76,313.00	3/12/2010
195856	302 DPTF	912833KY5	US TREASURY STRIP		2/15/2020	4.25	\$ 50,000.00	\$ 33,037.00	\$ 38,156.50	4/8/2010
196881	302 DPTF	912833KY5	US TREASURY STRIP		2/15/2020	3.99	\$ 50,000.00	\$ 33,954.50	\$ 38,156.50	4/30/2010
203855	302 DPTF	912833KY5	US TREASURY STRIP		2/15/2020	3.51	\$ 50,000.00	\$ 36,599.00	\$ 38,156.50	2/28/2011
204502	302 DPTF	912833KY5	US TREASURY STRIP		2/15/2020	3.58	\$ 100,000.00	\$ 73,094.00	\$ 76,313.00	4/12/2011
205415	302 DPTF	912833KY5	US TREASURY STRIP		2/15/2020	3.29	\$ 100,000.00	\$ 75,074.00	\$ 76,313.00	5/5/2011
181166	302 DPTF	912833KZ2	US TREASURY STRIP		5/15/2020	5.14	\$ 50,000.00	\$ 25,897.50	\$ 37,552.00	5/31/2007
181414	302 DPTF	912833KZ2	US TREASURY STRIP		5/15/2020	5.40	\$ 50,000.00	\$ 25,164.00	\$ 37,552.00	6/26/2007
181555	302 DPTF	912833KZ2	US TREASURY STRIP		5/15/2020	5.27	\$ 50,000.00	\$ 25,600.00	\$ 37,552.00	7/6/2007
181861	302 DPTF	912833KZ2	US TREASURY STRIP		5/15/2020	5.17	\$ 100,000.00	\$ 52,047.00	\$ 75,104.00	7/30/2007
182551	302 DPTF	912833KZ2	US TREASURY STRIP		5/15/2020	5.10	\$ 100,000.00	\$ 52,950.00	\$ 75,104.00	9/25/2007
186418	302 DPTF	912833KZ2	US TREASURY STRIP		5/15/2020	4.47	\$ 50,000.00	\$ 29,458.00	\$ 37,552.00	5/27/2008
186664	302 DPTF	912833KZ2	US TREASURY STRIP		5/15/2020	4.59	\$ 25,000.00	\$ 14,547.00	\$ 18,776.00	6/9/2008
187227	302 DPTF	912833KZ2	US TREASURY STRIP		5/15/2020	4.50	\$ 10,000.00	\$ 5,904.40	\$ 7,510.40	7/11/2008
192215	302 DPTF	912833KZ2	US TREASURY STRIP		5/15/2020	4.11	\$ 150,000.00	\$ 95,820.00	\$ 112,656.00	5/13/2009
193234	302 DPTF	912833KZ2	US TREASURY STRIP		5/15/2020	4.36	\$ 50,000.00	\$ 31,469.72	\$ 37,552.00	8/18/2009
197099	302 DPTF	912833KZ2	US TREASURY STRIP		5/15/2020	3.93	\$ 306,000.00	\$ 207,171.79	\$ 229,818.24	5/11/2010
197192	302 DPTF	912833KZ2	US TREASURY STRIP		5/15/2020	3.93	\$ 25,000.00	\$ 16,931.75	\$ 18,776.00	5/14/2010
198374	302 DPTF	912833KZ2	US TREASURY STRIP		5/15/2020	3.34	\$ 50,000.00	\$ 36,040.00	\$ 37,552.00	6/30/2010
198700	302 DPTF	912833KZ2	US TREASURY STRIP		5/15/2020	3.41	\$ 100,000.00	\$ 71,733.00	\$ 75,104.00	7/13/2010
205474	302 DPTF	912833KZ2	US TREASURY STRIP		5/15/2020	3.31	\$ 100,000.00	\$ 74,378.00	\$ 75,104.00	5/9/2011
206119	302 DPTF	912833KZ2	US TREASURY STRIP		5/15/2020	3.00	\$ 100,000.00	\$ 76,671.00	\$ 75,104.00	6/13/2011
206335	302 DPTF	912833KZ2	US TREASURY STRIP		5/15/2020	3.01	\$ 50,000.00	\$ 38,333.00	\$ 37,552.00	6/23/2011
206371	302 DPTF	912833KZ2	US TREASURY STRIP		5/15/2020	3.02	\$ 50,000.00	\$ 38,303.50	\$ 37,552.00	6/27/2011
186333	305 DPTF	912833KZ2	US TREASURY STRIP		5/15/2020	4.54	\$ 7,538,000.00	\$ 4,403,774.98	\$ 5,661,339.52	5/22/2008
178332	302 DPTF	912833LA6	US TREASURY STRIP		8/15/2020	4.90	\$ 50,000.00	\$ 25,556.00	\$ 37,007.00	10/4/2006
178586	302 DPTF	912833LA6	US TREASURY STRIP		8/15/2020	5.05	\$ 138,000.00	\$ 69,324.30	\$ 102,139.32	10/26/2006
178996	302 DPTF	912833LA6	US TREASURY STRIP		8/15/2020	4.80	\$ 50,000.00	\$ 26,106.00	\$ 37,007.00	11/28/2006
182220	302 DPTF	912833LA6	US TREASURY STRIP		8/15/2020	4.98	\$ 100,000.00	\$ 52,849.00	\$ 74,014.00	8/28/2007
182756	302 DPTF	912833LA6	US TREASURY STRIP		8/15/2020	4.92	\$ 100,000.00	\$ 53,520.00	\$ 74,014.00	10/5/2007
188067	302 DPTF	912833LA6	US TREASURY STRIP		8/15/2020	4.21	\$ 50,000.00	\$ 30,425.00	\$ 37,007.00	9/15/2008
193253	302 DPTF	912833LA6	US TREASURY STRIP		8/15/2020	4.35	\$ 100,000.00	\$ 62,346.25	\$ 74,014.00	8/18/2009
199560	302 DPTF	912833LA6	US TREASURY STRIP		8/15/2020	3.17	\$ 50,000.00	\$ 36,519.00	\$ 37,007.00	8/13/2010
200623	302 DPTF	912833LA6	US TREASURY STRIP		8/15/2020	2.98	\$ 100,000.00	\$ 74,633.00	\$ 74,014.00	9/24/2010
188162	305 DPTF	912833LA6	US TREASURY STRIP		8/15/2020	4.08	\$ 576,000.00	\$ 356,158.00	\$ 426,320.64	9/22/2008
179294	302 DPTF	912833LB4	US TREASURY STRIP		11/15/2020	4.81	\$ 250,000.00	\$ 129,142.50	\$ 182,505.00	12/18/2006
183730	302 DPTF	912833LB4	US TREASURY STRIP		11/15/2020	4.48	\$ 50,000.00	\$ 28,195.00	\$ 36,501.00	12/5/2007
183937	302 DPTF	912833LB4	US TREASURY STRIP		11/15/2020	4.81	\$ 100,000.00	\$ 54,147.00	\$ 73,002.00	12/19/2007
184227	302 DPTF	912833LB4	US TREASURY STRIP		11/15/2020	4.47	\$ 150,000.00	\$ 85,065.00	\$ 109,503.00	1/10/2008

PGM: INVS_MONTHEND_INVENTORY
SOURCE: VisualQED
MODEL: INVENTORY
BASIS: SETTLEMENT
AS-OF: 6/30/2011

JOSH MANDEL
TREASURER, STATE OF OHIO

INVESTMENT INVENTORY
SETTLED POSITIONS AS OF: 06/30/11

INVS#	FUND	CUSIP	DESCRIPTION	RATE	MATURITY	YIELD	PAR AMOUNT	BOOK VALUE	MARKET VALUE	1ST PUR
189214	302 DPTF	912833LB4	US TREASURY STRIP		11/15/2020	4.66 \$	100,000.00 \$	57,578.00 \$	73,002.00	11/21/2008
189260	302 DPTF	912833LB4	US TREASURY STRIP		11/15/2020	4.17 \$	5,000.00 \$	3,050.00 \$	3,650.10	11/21/2008
189959	302 DPTF	912833LB4	US TREASURY STRIP		11/15/2020	3.60 \$	250,000.00 \$	163,860.00 \$	182,505.00	1/12/2009
190247	302 DPTF	912833LB4	US TREASURY STRIP		11/15/2020	3.99 \$	100,000.00 \$	62,834.00 \$	73,002.00	2/4/2009
194193	302 DPTF	912833LB4	US TREASURY STRIP		11/15/2020	3.93 \$	100,000.00 \$	65,206.00 \$	73,002.00	11/24/2009
194726	302 DPTF	912833LB4	US TREASURY STRIP		11/15/2020	4.06 \$	50,000.00 \$	32,388.00 \$	36,501.00	1/28/2010
201930	302 DPTF	912833LB4	US TREASURY STRIP		11/15/2020	2.90 \$	50,000.00 \$	37,497.00 \$	36,501.00	11/17/2010
202147	302 DPTF	912833LB4	US TREASURY STRIP		11/15/2020	3.13 \$	50,000.00 \$	36,668.50 \$	36,501.00	11/24/2010
203387	302 DPTF	912833LB4	US TREASURY STRIP		11/15/2020	3.61 \$	100,000.00 \$	70,436.00 \$	73,002.00	1/31/2011
180368	302 DPTF	912833LC2	US TREASURY STRIP		2/15/2021	4.96 \$	50,000.00 \$	25,342.00 \$	35,991.00	4/3/2007
180520	302 DPTF	912833LC2	US TREASURY STRIP		2/15/2021	5.06 \$	100,000.00 \$	50,081.00 \$	71,982.00	4/12/2007
180736	302 DPTF	912833LC2	US TREASURY STRIP		2/15/2021	4.95 \$	100,000.00 \$	50,938.00 \$	71,982.00	4/30/2007
184838	302 DPTF	912833LC2	US TREASURY STRIP		2/15/2021	4.65 \$	10,000.00 \$	5,510.45 \$	7,198.20	2/28/2008
185228	302 DPTF	912833LC2	US TREASURY STRIP		2/15/2021	4.30 \$	10,000.00 \$	5,780.00 \$	7,198.20	3/27/2008
185271	302 DPTF	912833LC2	US TREASURY STRIP		2/15/2021	4.38 \$	50,000.00 \$	28,610.50 \$	35,991.00	3/28/2008
185597	302 DPTF	912833LC2	US TREASURY STRIP		2/15/2021	4.26 \$	50,000.00 \$	29,111.00 \$	35,991.00	4/16/2008
185616	302 DPTF	912833LC2	US TREASURY STRIP		2/15/2021	4.26 \$	10,000.00 \$	5,820.00 \$	7,198.20	4/16/2008
185883	302 DPTF	912833LC2	US TREASURY STRIP		2/15/2021	4.60 \$	25,000.00 \$	13,968.00 \$	17,995.50	4/28/2008
190597	302 DPTF	912833LC2	US TREASURY STRIP		2/15/2021	3.84 \$	50,000.00 \$	31,722.00 \$	35,991.00	2/27/2009
190828	302 DPTF	912833LC2	US TREASURY STRIP		2/15/2021	3.90 \$	50,000.00 \$	31,565.00 \$	35,991.00	3/20/2009
190954	302 DPTF	912833LC2	US TREASURY STRIP		2/15/2021	3.75 \$	100,000.00 \$	64,312.00 \$	71,982.00	3/30/2009
191120	302 DPTF	912833LC2	US TREASURY STRIP		2/15/2021	3.54 \$	5,000.00 \$	3,300.00 \$	3,599.10	4/13/2009
191207	302 DPTF	912833LC2	US TREASURY STRIP		2/15/2021	3.84 \$	50,000.00 \$	31,873.50 \$	35,991.00	4/16/2009
191858	302 DPTF	912833LC2	US TREASURY STRIP		2/15/2021	3.77 \$	50,000.00 \$	32,170.00 \$	35,991.00	4/24/2009
194855	302 DPTF	912833LC2	US TREASURY STRIP		2/15/2021	4.22 \$	100,000.00 \$	63,118.00 \$	71,982.00	2/8/2010
195181	302 DPTF	912833LC2	US TREASURY STRIP		2/15/2021	4.17 \$	50,000.00 \$	31,812.50 \$	35,991.00	3/3/2010
195388	302 DPTF	912833LC2	US TREASURY STRIP		2/15/2021	4.22 \$	100,000.00 \$	63,368.00 \$	71,982.00	3/12/2010
195857	302 DPTF	912833LC2	US TREASURY STRIP		2/15/2021	4.25 \$	50,000.00 \$	31,662.00 \$	35,991.00	4/8/2010
196882	302 DPTF	912833LC2	US TREASURY STRIP		2/15/2021	4.16 \$	50,000.00 \$	32,074.50 \$	35,991.00	4/30/2010
203856	302 DPTF	912833LC2	US TREASURY STRIP		2/15/2021	3.74 \$	50,000.00 \$	34,580.50 \$	35,991.00	2/28/2011
204503	302 DPTF	912833LC2	US TREASURY STRIP		2/15/2021	3.81 \$	100,000.00 \$	68,998.00 \$	71,982.00	4/12/2011
205416	302 DPTF	912833LC2	US TREASURY STRIP		2/15/2021	3.56 \$	100,000.00 \$	70,839.00 \$	71,982.00	5/5/2011
181167	302 DPTF	912833LD0	US TREASURY STRIP		5/15/2021	5.18 \$	50,000.00 \$	24,490.50 \$	35,460.50	5/31/2007
181415	302 DPTF	912833LD0	US TREASURY STRIP		5/15/2021	5.43 \$	50,000.00 \$	23,777.50 \$	35,460.50	6/26/2007
181556	302 DPTF	912833LD0	US TREASURY STRIP		5/15/2021	5.30 \$	50,000.00 \$	24,218.50 \$	35,460.50	7/6/2007
181862	302 DPTF	912833LD0	US TREASURY STRIP		5/15/2021	5.20 \$	100,000.00 \$	49,258.00 \$	70,921.00	7/30/2007
182552	302 DPTF	912833LD0	US TREASURY STRIP		5/15/2021	5.14 \$	100,000.00 \$	50,030.00 \$	70,921.00	9/25/2007
186420	302 DPTF	912833LD0	US TREASURY STRIP		5/15/2021	4.57 \$	50,000.00 \$	27,829.00 \$	35,460.50	5/27/2008
186665	302 DPTF	912833LD0	US TREASURY STRIP		5/15/2021	4.69 \$	25,000.00 \$	13,735.75 \$	17,730.25	6/9/2008
187228	302 DPTF	912833LD0	US TREASURY STRIP		5/15/2021	4.57 \$	10,000.00 \$	5,596.70 \$	7,092.10	7/11/2008
192216	302 DPTF	912833LD0	US TREASURY STRIP		5/15/2021	4.26 \$	150,000.00 \$	90,420.00 \$	106,381.50	5/13/2009
193235	302 DPTF	912833LD0	US TREASURY STRIP		5/15/2021	4.49 \$	50,000.00 \$	29,674.86 \$	35,460.50	8/18/2009
197100	302 DPTF	912833LD0	US TREASURY STRIP		5/15/2021	4.07 \$	306,000.00 \$	196,327.15 \$	217,018.26	5/11/2010
197195	302 DPTF	912833LD0	US TREASURY STRIP		5/15/2021	4.05 \$	25,000.00 \$	16,078.75 \$	17,730.25	5/14/2010
198375	302 DPTF	912833LD0	US TREASURY STRIP		5/15/2021	3.51 \$	50,000.00 \$	34,237.00 \$	35,460.50	6/30/2010
198701	302 DPTF	912833LD0	US TREASURY STRIP		5/15/2021	3.59 \$	100,000.00 \$	68,000.00 \$	70,921.00	7/13/2010
205475	302 DPTF	912833LD0	US TREASURY STRIP		5/15/2021	3.57 \$	100,000.00 \$	70,191.00 \$	70,921.00	5/9/2011
206120	302 DPTF	912833LD0	US TREASURY STRIP		5/15/2021	3.20 \$	100,000.00 \$	72,981.00 \$	70,921.00	6/13/2011
206334	302 DPTF	912833LD0	US TREASURY STRIP		5/15/2021	3.25 \$	50,000.00 \$	36,345.00 \$	35,460.50	6/23/2011
206372	302 DPTF	912833LD0	US TREASURY STRIP		5/15/2021	3.26 \$	50,000.00 \$	36,334.50 \$	35,460.50	6/27/2011
186334	305 DPTF	912833LD0	US TREASURY STRIP		5/15/2021	4.63 \$	7,538,000.00 \$	4,162,709.74 \$	5,346,024.98	5/22/2008
178333	302 DPTF	912833LE8	US TREASURY STRIP		8/15/2021	4.92 \$	50,000.00 \$	24,277.50 \$	34,923.00	10/4/2006
178587	302 DPTF	912833LE8	US TREASURY STRIP		8/15/2021	5.08 \$	138,000.00 \$	65,704.56 \$	96,387.48	10/26/2006
178997	302 DPTF	912833LE8	US TREASURY STRIP		8/15/2021	4.82 \$	50,000.00 \$	24,808.50 \$	34,923.00	11/28/2006
182221	302 DPTF	912833LE8	US TREASURY STRIP		8/15/2021	5.08 \$	100,000.00 \$	49,631.00 \$	69,846.00	8/28/2007
182757	302 DPTF	912833LE8	US TREASURY STRIP		8/15/2021	4.96 \$	100,000.00 \$	50,705.00 \$	69,846.00	10/5/2007
188068	302 DPTF	912833LE8	US TREASURY STRIP		8/15/2021	4.25 \$	50,000.00 \$	29,050.00 \$	34,923.00	9/15/2008

PGM: INVS_MONTHEND_INVENTORY
SOURCE: VisualQED
MODEL: INVENTORY
BASIS: SETTLEMENT
AS-OF: 6/30/2011

JOSH MANDEL
TREASURER, STATE OF OHIO

INVESTMENT INVENTORY
SETTLED POSITIONS AS OF: 06/30/11

INVT#	FUND	CUSIP	DESCRIPTION	RATE	MATURITY	YIELD	PAR AMOUNT	BOOK VALUE	MARKET VALUE	1ST PUR
193254	302 DPTF	912833LE8	US TREASURY STRIP		8/15/2021	4.47	\$ 100,000.00	\$ 58,879.25	\$ 69,846.00	8/18/2009
199561	302 DPTF	912833LE8	US TREASURY STRIP		8/15/2021	3.38	\$ 50,000.00	\$ 34,594.00	\$ 34,923.00	8/13/2010
200624	302 DPTF	912833LE8	US TREASURY STRIP		8/15/2021	3.17	\$ 100,000.00	\$ 71,034.00	\$ 69,846.00	9/24/2010
188163	305 DPTF	912833LE8	US TREASURY STRIP		8/15/2021	4.14	\$ 576,000.00	\$ 339,684.48	\$ 402,312.96	9/22/2008
179295	302 DPTF	912833LF5	US TREASURY STRIP		11/15/2021	4.83	\$ 250,000.00	\$ 122,757.50	\$ 172,160.00	12/18/2006
179701	302 DPTF	912833LF5	US TREASURY STRIP		11/15/2021	5.13	\$ 150,000.00	\$ 70,956.00	\$ 103,296.00	1/31/2007
183731	302 DPTF	912833LF5	US TREASURY STRIP		11/15/2021	4.52	\$ 50,000.00	\$ 26,815.00	\$ 34,432.00	12/5/2007
183938	302 DPTF	912833LF5	US TREASURY STRIP		11/15/2021	4.86	\$ 100,000.00	\$ 51,285.00	\$ 68,864.00	12/19/2007
184228	302 DPTF	912833LF5	US TREASURY STRIP		11/15/2021	4.50	\$ 150,000.00	\$ 80,970.00	\$ 103,296.00	1/10/2008
189215	302 DPTF	912833LF5	US TREASURY STRIP		11/15/2021	4.69	\$ 100,000.00	\$ 54,777.00	\$ 68,864.00	11/21/2008
189261	302 DPTF	912833LF5	US TREASURY STRIP		11/15/2021	4.24	\$ 5,000.00	\$ 2,900.00	\$ 3,443.20	11/21/2008
189960	302 DPTF	912833LF5	US TREASURY STRIP		11/15/2021	3.69	\$ 250,000.00	\$ 156,332.50	\$ 172,160.00	1/12/2009
190248	302 DPTF	912833LF5	US TREASURY STRIP		11/15/2021	4.07	\$ 100,000.00	\$ 59,801.00	\$ 68,864.00	2/4/2009
194194	302 DPTF	912833LF5	US TREASURY STRIP		11/15/2021	4.09	\$ 100,000.00	\$ 61,591.00	\$ 68,864.00	11/24/2009
194727	302 DPTF	912833LF5	US TREASURY STRIP		11/15/2021	4.22	\$ 50,000.00	\$ 30,544.50	\$ 34,432.00	1/28/2010
201933	302 DPTF	912833LF5	US TREASURY STRIP		11/15/2021	3.18	\$ 50,000.00	\$ 35,344.50	\$ 34,432.00	11/17/2010
202148	302 DPTF	912833LF5	US TREASURY STRIP		11/15/2021	3.40	\$ 50,000.00	\$ 34,551.00	\$ 34,432.00	11/24/2010
203388	302 DPTF	912833LF5	US TREASURY STRIP		11/15/2021	3.85	\$ 100,000.00	\$ 66,261.00	\$ 68,864.00	1/31/2011
180369	302 DPTF	912833LG3	US TREASURY STRIP		2/15/2022	4.98	\$ 50,000.00	\$ 24,060.00	\$ 33,921.50	4/3/2007
180521	302 DPTF	912833LG3	US TREASURY STRIP		2/15/2022	5.10	\$ 100,000.00	\$ 47,349.00	\$ 67,843.00	4/12/2007
180737	302 DPTF	912833LG3	US TREASURY STRIP		2/15/2022	4.98	\$ 100,000.00	\$ 48,332.00	\$ 67,843.00	4/30/2007
184839	302 DPTF	912833LG3	US TREASURY STRIP		2/15/2022	4.72	\$ 10,000.00	\$ 5,212.86	\$ 6,784.30	2/28/2008
185229	302 DPTF	912833LG3	US TREASURY STRIP		2/15/2022	4.40	\$ 10,000.00	\$ 5,465.00	\$ 6,784.30	3/27/2008
185272	302 DPTF	912833LG3	US TREASURY STRIP		2/15/2022	4.45	\$ 50,000.00	\$ 27,138.00	\$ 33,921.50	3/28/2008
185598	302 DPTF	912833LG3	US TREASURY STRIP		2/15/2022	4.35	\$ 50,000.00	\$ 27,571.00	\$ 33,921.50	4/16/2008
185617	302 DPTF	912833LG3	US TREASURY STRIP		2/15/2022	4.36	\$ 10,000.00	\$ 5,510.00	\$ 6,784.30	4/16/2008
185884	302 DPTF	912833LG3	US TREASURY STRIP		2/15/2022	4.67	\$ 25,000.00	\$ 13,221.50	\$ 16,960.75	4/28/2008
190598	302 DPTF	912833LG3	US TREASURY STRIP		2/15/2022	3.91	\$ 50,000.00	\$ 30,269.00	\$ 33,921.50	2/27/2009
190829	302 DPTF	912833LG3	US TREASURY STRIP		2/15/2022	3.94	\$ 50,000.00	\$ 30,215.50	\$ 33,921.50	3/20/2009
190955	302 DPTF	912833LG3	US TREASURY STRIP		2/15/2022	3.83	\$ 100,000.00	\$ 61,343.00	\$ 67,843.00	3/30/2009
191121	302 DPTF	912833LG3	US TREASURY STRIP		2/15/2022	3.63	\$ 5,000.00	\$ 3,150.00	\$ 3,392.15	4/13/2009
191209	302 DPTF	912833LG3	US TREASURY STRIP		2/15/2022	3.95	\$ 50,000.00	\$ 30,285.00	\$ 33,921.50	4/16/2009
191859	302 DPTF	912833LG3	US TREASURY STRIP		2/15/2022	3.88	\$ 50,000.00	\$ 30,550.00	\$ 33,921.50	4/24/2009
194856	302 DPTF	912833LG3	US TREASURY STRIP		2/15/2022	4.37	\$ 100,000.00	\$ 59,477.00	\$ 67,843.00	2/8/2010
195182	302 DPTF	912833LG3	US TREASURY STRIP		2/15/2022	4.35	\$ 50,000.00	\$ 29,884.50	\$ 33,921.50	3/3/2010
195389	302 DPTF	912833LG3	US TREASURY STRIP		2/15/2022	4.40	\$ 100,000.00	\$ 59,529.00	\$ 67,843.00	3/12/2010
195858	302 DPTF	912833LG3	US TREASURY STRIP		2/15/2022	4.55	\$ 50,000.00	\$ 29,343.00	\$ 33,921.50	4/8/2010
196883	302 DPTF	912833LG3	US TREASURY STRIP		2/15/2022	4.30	\$ 50,000.00	\$ 30,279.50	\$ 33,921.50	4/30/2010
203857	302 DPTF	912833LG3	US TREASURY STRIP		2/15/2022	3.96	\$ 50,000.00	\$ 32,524.00	\$ 33,921.50	2/28/2011
204504	302 DPTF	912833LG3	US TREASURY STRIP		2/15/2022	4.06	\$ 100,000.00	\$ 64,668.00	\$ 67,843.00	4/12/2011
205417	302 DPTF	912833LG3	US TREASURY STRIP		2/15/2022	3.78	\$ 100,000.00	\$ 66,786.00	\$ 67,843.00	5/5/2011
181168	302 DPTF	912833LH1	US TREASURY STRIP		5/15/2022	5.20	\$ 50,000.00	\$ 23,210.00	\$ 33,441.50	5/31/2007
181416	302 DPTF	912833LH1	US TREASURY STRIP		5/15/2022	5.43	\$ 50,000.00	\$ 22,522.00	\$ 33,441.50	6/26/2007
181557	302 DPTF	912833LH1	US TREASURY STRIP		5/15/2022	5.30	\$ 50,000.00	\$ 22,978.50	\$ 33,441.50	7/6/2007
181863	302 DPTF	912833LH1	US TREASURY STRIP		5/15/2022	5.22	\$ 100,000.00	\$ 46,659.00	\$ 66,883.00	7/30/2007
186421	302 DPTF	912833LH1	US TREASURY STRIP		5/15/2022	4.63	\$ 50,000.00	\$ 26,382.50	\$ 33,441.50	5/27/2008
186666	302 DPTF	912833LH1	US TREASURY STRIP		5/15/2022	4.09	\$ 25,000.00	\$ 14,231.00	\$ 16,720.75	6/9/2008
187229	302 DPTF	912833LH1	US TREASURY STRIP		5/15/2022	4.62	\$ 10,000.00	\$ 5,315.50	\$ 6,688.30	7/11/2008
192217	302 DPTF	912833LH1	US TREASURY STRIP		5/15/2022	4.37	\$ 150,000.00	\$ 85,515.00	\$ 100,324.50	5/13/2009
193236	302 DPTF	912833LH1	US TREASURY STRIP		5/15/2022	4.57	\$ 50,000.00	\$ 28,103.67	\$ 33,441.50	8/18/2009
197101	302 DPTF	912833LH1	US TREASURY STRIP		5/15/2022	4.15	\$ 306,000.00	\$ 186,893.17	\$ 204,661.98	5/11/2010
197196	302 DPTF	912833LH1	US TREASURY STRIP		5/15/2022	4.16	\$ 25,000.00	\$ 15,253.25	\$ 16,720.75	5/14/2010
198376	302 DPTF	912833LH1	US TREASURY STRIP		5/15/2022	3.67	\$ 50,000.00	\$ 32,457.50	\$ 33,441.50	6/30/2010
198702	302 DPTF	912833LH1	US TREASURY STRIP		5/15/2022	3.74	\$ 100,000.00	\$ 64,500.00	\$ 66,883.00	7/13/2010
205476	302 DPTF	912833LH1	US TREASURY STRIP		5/15/2022	3.76	\$ 100,000.00	\$ 66,326.00	\$ 66,883.00	5/9/2011
206121	302 DPTF	912833LH1	US TREASURY STRIP		5/15/2022	3.45	\$ 100,000.00	\$ 68,827.00	\$ 66,883.00	6/13/2011
206333	302 DPTF	912833LH1	US TREASURY STRIP		5/15/2022	3.47	\$ 50,000.00	\$ 34,390.50	\$ 33,441.50	6/23/2011

PGM: INVS_MONTHEND_INVENTORY
 SOURCE: VisualQED
 MODEL: INVENTORY
 BASIS: SETTLEMENT
 AS-OF: 6/30/2011

**JOSH MANDEL
 TREASURER, STATE OF OHIO**

INVESTMENT INVENTORY
 SETTLED POSITIONS AS OF: 06/30/11

INVT#	FUND	CUSIP	DESCRIPTION	RATE	MATURITY	YIELD	PAR AMOUNT	BOOK VALUE	MARKET VALUE	1ST PUR
206373	302 DPTF	912833LH1	US TREASURY STRIP		5/15/2022	3.48	\$ 50,000.00	\$ 34,353.50	\$ 33,441.50	6/27/2011
186335	305 DPTF	912833LH1	US TREASURY STRIP		5/15/2022	4.68	\$ 7,538,000.00	\$ 3,945,766.10	\$ 5,041,640.54	5/22/2008
178334	302 DPTF	912833LJ7	US TREASURY STRIP		8/15/2022	4.90	\$ 50,000.00	\$ 23,197.50	\$ 32,967.50	10/4/2006
178588	302 DPTF	912833LJ7	US TREASURY STRIP		8/15/2022	5.07	\$ 138,000.00	\$ 62,540.22	\$ 90,990.30	10/26/2006
178998	302 DPTF	912833LJ7	US TREASURY STRIP		8/15/2022	4.80	\$ 50,000.00	\$ 23,720.00	\$ 32,967.50	11/28/2006
182222	302 DPTF	912833LJ7	US TREASURY STRIP		8/15/2022	5.06	\$ 100,000.00	\$ 47,341.00	\$ 65,935.00	8/28/2007
182553	302 DPTF	912833LJ7	US TREASURY STRIP		8/15/2022	5.13	\$ 100,000.00	\$ 47,020.00	\$ 65,935.00	9/25/2007
182758	302 DPTF	912833LJ7	US TREASURY STRIP		8/15/2022	4.96	\$ 100,000.00	\$ 48,316.00	\$ 65,935.00	10/5/2007
188069	302 DPTF	912833LJ7	US TREASURY STRIP		8/15/2022	4.29	\$ 50,000.00	\$ 27,700.00	\$ 32,967.50	9/15/2008
193255	302 DPTF	912833LJ7	US TREASURY STRIP		8/15/2022	4.53	\$ 100,000.00	\$ 55,853.25	\$ 65,935.00	8/18/2009
199562	302 DPTF	912833LJ7	US TREASURY STRIP		8/15/2022	3.52	\$ 50,000.00	\$ 32,907.50	\$ 32,967.50	8/13/2010
200625	302 DPTF	912833LJ7	US TREASURY STRIP		8/15/2022	3.31	\$ 100,000.00	\$ 67,660.00	\$ 65,935.00	9/24/2010
188164	305 DPTF	912833LJ7	US TREASURY STRIP		8/15/2022	4.17	\$ 576,000.00	\$ 324,547.20	\$ 379,785.60	9/22/2008
179296	302 DPTF	912833LK4	US TREASURY STRIP		11/15/2022	4.83	\$ 250,000.00	\$ 117,020.00	\$ 162,537.50	12/18/2006
183732	302 DPTF	912833LK4	US TREASURY STRIP		11/15/2022	4.55	\$ 50,000.00	\$ 25,535.00	\$ 32,507.50	12/5/2007
183939	302 DPTF	912833LK4	US TREASURY STRIP		11/15/2022	4.87	\$ 100,000.00	\$ 48,809.00	\$ 65,015.00	12/19/2007
184229	302 DPTF	912833LK4	US TREASURY STRIP		11/15/2022	4.54	\$ 150,000.00	\$ 77,070.00	\$ 97,522.50	1/10/2008
189216	302 DPTF	912833LK4	US TREASURY STRIP		11/15/2022	4.71	\$ 100,000.00	\$ 52,153.00	\$ 65,015.00	11/21/2008
189262	302 DPTF	912833LK4	US TREASURY STRIP		11/15/2022	4.06	\$ 5,000.00	\$ 2,850.00	\$ 3,250.75	11/21/2008
189961	302 DPTF	912833LK4	US TREASURY STRIP		11/15/2022	3.76	\$ 250,000.00	\$ 149,395.00	\$ 162,537.50	1/12/2009
190249	302 DPTF	912833LK4	US TREASURY STRIP		11/15/2022	4.14	\$ 100,000.00	\$ 56,864.00	\$ 65,015.00	2/4/2009
194195	302 DPTF	912833LK4	US TREASURY STRIP		11/15/2022	4.22	\$ 100,000.00	\$ 58,187.00	\$ 65,015.00	11/24/2009
194728	302 DPTF	912833LK4	US TREASURY STRIP		11/15/2022	4.34	\$ 50,000.00	\$ 28,850.50	\$ 32,507.50	1/28/2010
201934	302 DPTF	912833LK4	US TREASURY STRIP		11/15/2022	3.41	\$ 50,000.00	\$ 33,330.00	\$ 32,507.50	11/17/2010
202149	302 DPTF	912833LK4	US TREASURY STRIP		11/15/2022	3.62	\$ 50,000.00	\$ 32,553.00	\$ 32,507.50	11/24/2010
203389	302 DPTF	912833LK4	US TREASURY STRIP		11/15/2022	4.05	\$ 100,000.00	\$ 62,330.00	\$ 65,015.00	1/31/2011
191213	302 DPTF	912803BB8	US TREASURY STRIP (P)		2/15/2023	3.96	\$ 50,000.00	\$ 29,076.50	\$ 32,312.00	4/16/2009
191860	302 DPTF	912803BB8	US TREASURY STRIP (P)		2/15/2023	3.93	\$ 50,000.00	\$ 29,230.00	\$ 32,312.00	4/24/2009
180370	302 DPTF	912833LL2	US TREASURY STRIP		2/15/2023	4.98	\$ 50,000.00	\$ 22,905.50	\$ 31,974.50	4/3/2007
180522	302 DPTF	912833LL2	US TREASURY STRIP		2/15/2023	5.10	\$ 100,000.00	\$ 45,059.00	\$ 63,949.00	4/12/2007
180738	302 DPTF	912833LL2	US TREASURY STRIP		2/15/2023	4.98	\$ 100,000.00	\$ 46,014.00	\$ 63,949.00	4/30/2007
184840	302 DPTF	912833LL2	US TREASURY STRIP		2/15/2023	4.77	\$ 10,000.00	\$ 4,939.02	\$ 6,394.90	2/28/2008
185230	302 DPTF	912833LL2	US TREASURY STRIP		2/15/2023	4.43	\$ 10,000.00	\$ 5,210.00	\$ 6,394.90	3/27/2008
185273	302 DPTF	912833LL2	US TREASURY STRIP		2/15/2023	4.49	\$ 50,000.00	\$ 25,818.50	\$ 31,974.50	3/28/2008
185599	302 DPTF	912833LL2	US TREASURY STRIP		2/15/2023	4.40	\$ 50,000.00	\$ 26,218.00	\$ 31,974.50	4/16/2008
185618	302 DPTF	912833LL2	US TREASURY STRIP		2/15/2023	4.38	\$ 10,000.00	\$ 5,260.00	\$ 6,394.90	4/16/2008
185885	302 DPTF	912833LL2	US TREASURY STRIP		2/15/2023	4.70	\$ 25,000.00	\$ 12,570.50	\$ 15,987.25	4/28/2008
190599	302 DPTF	912833LL2	US TREASURY STRIP		2/15/2023	3.99	\$ 50,000.00	\$ 28,794.50	\$ 31,974.50	2/27/2009
190830	302 DPTF	912833LL2	US TREASURY STRIP		2/15/2023	3.98	\$ 50,000.00	\$ 28,901.50	\$ 31,974.50	3/20/2009
190956	302 DPTF	912833LL2	US TREASURY STRIP		2/15/2023	3.83	\$ 100,000.00	\$ 59,081.00	\$ 63,949.00	3/30/2009
191122	302 DPTF	912833LL2	US TREASURY STRIP		2/15/2023	3.73	\$ 5,000.00	\$ 3,000.00	\$ 3,197.45	4/13/2009
194858	302 DPTF	912833LL2	US TREASURY STRIP		2/15/2023	4.50	\$ 100,000.00	\$ 56,026.00	\$ 63,949.00	2/8/2010
195183	302 DPTF	912833LL2	US TREASURY STRIP		2/15/2023	4.48	\$ 50,000.00	\$ 28,166.50	\$ 31,974.50	3/3/2010
195390	302 DPTF	912833LL2	US TREASURY STRIP		2/15/2023	4.53	\$ 100,000.00	\$ 56,065.00	\$ 63,949.00	3/12/2010
195859	302 DPTF	912833LL2	US TREASURY STRIP		2/15/2023	4.68	\$ 50,000.00	\$ 27,596.50	\$ 31,974.50	4/8/2010
196884	302 DPTF	912833LL2	US TREASURY STRIP		2/15/2023	4.42	\$ 50,000.00	\$ 28,595.50	\$ 31,974.50	4/30/2010
203858	302 DPTF	912833LL2	US TREASURY STRIP		2/15/2023	4.13	\$ 50,000.00	\$ 30,677.50	\$ 31,974.50	2/28/2011
204505	302 DPTF	912833LL2	US TREASURY STRIP		2/15/2023	4.22	\$ 100,000.00	\$ 60,977.00	\$ 63,949.00	4/12/2011
205418	302 DPTF	912833LL2	US TREASURY STRIP		2/15/2023	3.95	\$ 100,000.00	\$ 63,064.00	\$ 63,949.00	5/5/2011
181169	302 DPTF	912833LN8	US TREASURY STRIP		5/15/2023	5.19	\$ 50,000.00	\$ 22,092.00	\$ 31,529.00	5/31/2007
181417	302 DPTF	912833LN8	US TREASURY STRIP		5/15/2023	5.42	\$ 50,000.00	\$ 21,380.50	\$ 31,529.00	6/26/2007
181558	302 DPTF	912833LN8	US TREASURY STRIP		5/15/2023	5.29	\$ 50,000.00	\$ 21,843.00	\$ 31,529.00	7/6/2007
181864	302 DPTF	912833LN8	US TREASURY STRIP		5/15/2023	5.20	\$ 100,000.00	\$ 44,452.00	\$ 63,058.00	7/30/2007
186422	302 DPTF	912833LN8	US TREASURY STRIP		5/15/2023	4.67	\$ 50,000.00	\$ 25,055.00	\$ 31,529.00	5/27/2008
186667	302 DPTF	912833LN8	US TREASURY STRIP		5/15/2023	4.13	\$ 25,000.00	\$ 13,580.25	\$ 15,764.50	6/9/2008
187230	302 DPTF	912833LN8	US TREASURY STRIP		5/15/2023	4.64	\$ 10,000.00	\$ 5,062.10	\$ 6,305.80	7/11/2008
192218	302 DPTF	912833LN8	US TREASURY STRIP		5/15/2023	4.43	\$ 150,000.00	\$ 81,210.00	\$ 94,587.00	5/13/2009

PGM: INVS_MONTHEND_INVENTORY
 SOURCE: VisualQED
 MODEL: INVENTORY
 BASIS: SETTLEMENT
 AS-OF: 6/30/2011

**JOSH MANDEL
 TREASURER, STATE OF OHIO**

INVESTMENT INVENTORY
 SETTLED POSITIONS AS OF: 06/30/11

INVT#	FUND	CUSIP	DESCRIPTION	RATE	MATURITY	YIELD	PAR AMOUNT	BOOK VALUE	MARKET VALUE	1ST PUR
193237	302 DPTF	912833LN8	US TREASURY STRIP		5/15/2023	4.60	\$ 50,000.00	\$ 26,764.00	\$ 31,529.00	8/18/2009
197102	302 DPTF	912833LN8	US TREASURY STRIP		5/15/2023	4.23	\$ 306,000.00	\$ 177,569.35	\$ 192,957.48	5/11/2010
197197	302 DPTF	912833LN8	US TREASURY STRIP		5/15/2023	4.25	\$ 25,000.00	\$ 14,466.00	\$ 15,764.50	5/14/2010
198377	302 DPTF	912833LN8	US TREASURY STRIP		5/15/2023	3.82	\$ 50,000.00	\$ 30,733.00	\$ 31,529.00	6/30/2010
198704	302 DPTF	912833LN8	US TREASURY STRIP		5/15/2023	3.86	\$ 100,000.00	\$ 61,200.00	\$ 63,058.00	7/13/2010
205477	302 DPTF	912833LN8	US TREASURY STRIP		5/15/2023	3.92	\$ 100,000.00	\$ 62,720.00	\$ 63,058.00	5/9/2011
206122	302 DPTF	912833LN8	US TREASURY STRIP		5/15/2023	3.65	\$ 100,000.00	\$ 64,973.00	\$ 63,058.00	6/13/2011
206332	302 DPTF	912833LN8	US TREASURY STRIP		5/15/2023	3.66	\$ 50,000.00	\$ 32,480.50	\$ 31,529.00	6/23/2011
206374	302 DPTF	912833LN8	US TREASURY STRIP		5/15/2023	3.68	\$ 50,000.00	\$ 32,419.50	\$ 31,529.00	6/27/2011
186336	305 DPTF	912833LN8	US TREASURY STRIP		5/15/2023	4.72	\$ 7,538,000.00	\$ 3,749,099.68	\$ 4,753,312.04	5/22/2008
178335	302 DPTF	912833LM0	US TREASURY STRIP		8/15/2023	4.92	\$ 50,000.00	\$ 22,029.00	\$ 31,087.00	10/4/2006
178589	302 DPTF	912833LM0	US TREASURY STRIP		8/15/2023	5.07	\$ 138,000.00	\$ 59,534.58	\$ 85,800.12	10/26/2006
178999	302 DPTF	912833LM0	US TREASURY STRIP		8/15/2023	4.81	\$ 50,000.00	\$ 22,591.50	\$ 31,087.00	11/28/2006
182223	302 DPTF	912833LM0	US TREASURY STRIP		8/15/2023	5.07	\$ 100,000.00	\$ 44,963.00	\$ 62,174.00	8/28/2007
182554	302 DPTF	912833LM0	US TREASURY STRIP		8/15/2023	5.13	\$ 100,000.00	\$ 44,750.00	\$ 62,174.00	9/25/2007
182759	302 DPTF	912833LM0	US TREASURY STRIP		8/15/2023	4.96	\$ 100,000.00	\$ 46,008.00	\$ 62,174.00	10/5/2007
188070	302 DPTF	912833LM0	US TREASURY STRIP		8/15/2023	4.39	\$ 50,000.00	\$ 26,175.00	\$ 31,087.00	9/15/2008
193256	302 DPTF	912833LM0	US TREASURY STRIP		8/15/2023	4.55	\$ 100,000.00	\$ 53,283.25	\$ 62,174.00	8/18/2009
199563	302 DPTF	912833LM0	US TREASURY STRIP		8/15/2023	3.67	\$ 50,000.00	\$ 31,177.00	\$ 31,087.00	8/13/2010
200626	302 DPTF	912833LM0	US TREASURY STRIP		8/15/2023	3.47	\$ 100,000.00	\$ 64,220.00	\$ 62,174.00	9/24/2010
188165	305 DPTF	912833LM0	US TREASURY STRIP		8/15/2023	4.18	\$ 576,000.00	\$ 311,149.44	\$ 358,122.24	9/22/2008
179297	302 DPTF	912833LP3	US TREASURY STRIP		11/15/2023	4.83	\$ 250,000.00	\$ 111,512.50	\$ 153,062.50	12/18/2006
179703	302 DPTF	912833LP3	US TREASURY STRIP		11/15/2023	5.13	\$ 150,000.00	\$ 64,126.50	\$ 91,837.50	1/31/2007
183733	302 DPTF	912833LP3	US TREASURY STRIP		11/15/2023	4.55	\$ 50,000.00	\$ 24,400.00	\$ 30,612.50	12/5/2007
183940	302 DPTF	912833LP3	US TREASURY STRIP		11/15/2023	4.87	\$ 100,000.00	\$ 46,516.00	\$ 61,225.00	12/19/2007
184230	302 DPTF	912833LP3	US TREASURY STRIP		11/15/2023	4.54	\$ 150,000.00	\$ 73,650.00	\$ 91,837.50	1/10/2008
189217	302 DPTF	912833LP3	US TREASURY STRIP		11/15/2023	4.60	\$ 100,000.00	\$ 50,589.00	\$ 61,225.00	11/21/2008
189263	302 DPTF	912833LP3	US TREASURY STRIP		11/15/2023	4.22	\$ 5,000.00	\$ 2,675.00	\$ 3,061.25	11/21/2008
189962	302 DPTF	912833LP3	US TREASURY STRIP		11/15/2023	3.79	\$ 250,000.00	\$ 143,260.00	\$ 153,062.50	1/12/2009
190250	302 DPTF	912833LP3	US TREASURY STRIP		11/15/2023	4.21	\$ 100,000.00	\$ 54,070.00	\$ 61,225.00	2/4/2009
194196	302 DPTF	912833LP3	US TREASURY STRIP		11/15/2023	4.32	\$ 100,000.00	\$ 55,012.00	\$ 61,225.00	11/24/2009
194729	302 DPTF	912833LP3	US TREASURY STRIP		11/15/2023	4.47	\$ 50,000.00	\$ 27,171.50	\$ 30,612.50	1/28/2010
201935	302 DPTF	912833LP3	US TREASURY STRIP		11/15/2023	3.62	\$ 50,000.00	\$ 31,369.50	\$ 30,612.50	11/17/2010
202150	302 DPTF	912833LP3	US TREASURY STRIP		11/15/2023	3.75	\$ 50,000.00	\$ 30,891.00	\$ 30,612.50	11/24/2010
203390	302 DPTF	912833LP3	US TREASURY STRIP		11/15/2023	4.21	\$ 100,000.00	\$ 58,735.00	\$ 61,225.00	1/31/2011
180371	302 DPTF	912833LQ1	US TREASURY STRIP		2/15/2024	4.99	\$ 50,000.00	\$ 21,788.00	\$ 30,161.00	4/3/2007
180523	302 DPTF	912833LQ1	US TREASURY STRIP		2/15/2024	5.10	\$ 100,000.00	\$ 42,848.00	\$ 60,322.00	4/12/2007
180739	302 DPTF	912833LQ1	US TREASURY STRIP		2/15/2024	4.98	\$ 100,000.00	\$ 43,808.00	\$ 60,322.00	4/30/2007
184841	302 DPTF	912833LQ1	US TREASURY STRIP		2/15/2024	4.83	\$ 10,000.00	\$ 4,667.73	\$ 6,032.20	2/28/2008
185231	302 DPTF	912833LQ1	US TREASURY STRIP		2/15/2024	4.46	\$ 10,000.00	\$ 4,965.00	\$ 6,032.20	3/27/2008
185274	302 DPTF	912833LQ1	US TREASURY STRIP		2/15/2024	4.52	\$ 50,000.00	\$ 24,582.50	\$ 30,161.00	3/28/2008
185600	302 DPTF	912833LQ1	US TREASURY STRIP		2/15/2024	4.43	\$ 50,000.00	\$ 24,985.00	\$ 30,161.00	4/16/2008
185619	302 DPTF	912833LQ1	US TREASURY STRIP		2/15/2024	4.43	\$ 10,000.00	\$ 5,000.00	\$ 6,032.20	4/16/2008
185886	302 DPTF	912833LQ1	US TREASURY STRIP		2/15/2024	4.73	\$ 25,000.00	\$ 11,944.50	\$ 15,080.50	4/28/2008
190600	302 DPTF	912833LQ1	US TREASURY STRIP		2/15/2024	3.97	\$ 50,000.00	\$ 27,763.00	\$ 30,161.00	2/27/2009
190831	302 DPTF	912833LQ1	US TREASURY STRIP		2/15/2024	4.04	\$ 50,000.00	\$ 27,542.00	\$ 30,161.00	3/20/2009
190957	302 DPTF	912833LQ1	US TREASURY STRIP		2/15/2024	3.94	\$ 100,000.00	\$ 55,996.00	\$ 60,322.00	3/30/2009
191123	302 DPTF	912833LQ1	US TREASURY STRIP		2/15/2024	3.82	\$ 5,000.00	\$ 2,850.00	\$ 3,016.10	4/13/2009
191214	302 DPTF	912833LQ1	US TREASURY STRIP		2/15/2024	3.69	\$ 50,000.00	\$ 29,074.50	\$ 30,161.00	4/16/2009
191861	302 DPTF	912833LQ1	US TREASURY STRIP		2/15/2024	4.00	\$ 50,000.00	\$ 27,815.00	\$ 30,161.00	4/24/2009
194859	302 DPTF	912833LQ1	US TREASURY STRIP		2/15/2024	4.61	\$ 100,000.00	\$ 52,785.00	\$ 60,322.00	2/8/2010
195184	302 DPTF	912833LQ1	US TREASURY STRIP		2/15/2024	4.59	\$ 50,000.00	\$ 26,559.00	\$ 30,161.00	3/3/2010
195391	302 DPTF	912833LQ1	US TREASURY STRIP		2/15/2024	4.63	\$ 100,000.00	\$ 52,874.00	\$ 60,322.00	3/12/2010
195860	302 DPTF	912833LQ1	US TREASURY STRIP		2/15/2024	4.78	\$ 50,000.00	\$ 25,969.50	\$ 30,161.00	4/8/2010
196885	302 DPTF	912833LQ1	US TREASURY STRIP		2/15/2024	4.50	\$ 50,000.00	\$ 27,061.50	\$ 30,161.00	4/30/2010
203859	302 DPTF	912833LQ1	US TREASURY STRIP		2/15/2024	4.27	\$ 50,000.00	\$ 28,920.00	\$ 30,161.00	2/28/2011
204506	302 DPTF	912833LQ1	US TREASURY STRIP		2/15/2024	4.37	\$ 100,000.00	\$ 57,390.00	\$ 60,322.00	4/12/2011

PGM: INVS_MONTHEND_INVENTORY
 SOURCE: VisualQED
 MODEL: INVENTORY
 BASIS: SETTLEMENT
 AS-OF: 6/30/2011

JOSH MANDEL
 TREASURER, STATE OF OHIO

INVESTMENT INVENTORY
 SETTLED POSITIONS AS OF: 06/30/11

INVT#	FUND	CUSIP	DESCRIPTION	RATE	MATURITY	YIELD	PAR AMOUNT	BOOK VALUE	MARKET VALUE	1ST PUR
205419	302 DPTF	912833LQ1	US TREASURY STRIP		2/15/2024	4.08	\$ 100,000.00	\$ 59,690.00	\$ 60,322.00	5/5/2011
181170	302 DPTF	912833LR9	US TREASURY STRIP		5/15/2024	5.19	\$ 50,000.00	\$ 20,972.50	\$ 29,721.50	5/31/2007
181418	302 DPTF	912833LR9	US TREASURY STRIP		5/15/2024	5.43	\$ 50,000.00	\$ 20,250.50	\$ 29,721.50	6/26/2007
181559	302 DPTF	912833LR9	US TREASURY STRIP		5/15/2024	5.30	\$ 50,000.00	\$ 20,710.00	\$ 29,721.50	7/6/2007
181865	302 DPTF	912833LR9	US TREASURY STRIP		5/15/2024	5.21	\$ 100,000.00	\$ 42,158.00	\$ 59,443.00	7/30/2007
182555	302 DPTF	912833LR9	US TREASURY STRIP		5/15/2024	5.15	\$ 100,000.00	\$ 42,920.00	\$ 59,443.00	9/25/2007
186423	302 DPTF	912833LR9	US TREASURY STRIP		5/15/2024	4.70	\$ 50,000.00	\$ 23,813.00	\$ 29,721.50	5/27/2008
186668	302 DPTF	912833LR9	US TREASURY STRIP		5/15/2024	4.19	\$ 25,000.00	\$ 12,905.75	\$ 14,860.75	6/9/2008
187231	302 DPTF	912833LR9	US TREASURY STRIP		5/15/2024	4.64	\$ 10,000.00	\$ 4,836.00	\$ 5,944.30	7/11/2008
192220	302 DPTF	912833LR9	US TREASURY STRIP		5/15/2024	4.54	\$ 150,000.00	\$ 76,455.00	\$ 89,164.50	5/13/2009
193238	302 DPTF	912833LR9	US TREASURY STRIP		5/15/2024	4.70	\$ 50,000.00	\$ 25,222.79	\$ 29,721.50	8/18/2009
197104	302 DPTF	912833LR9	US TREASURY STRIP		5/15/2024	4.30	\$ 306,000.00	\$ 168,631.09	\$ 181,895.58	5/11/2010
197198	302 DPTF	912833LR9	US TREASURY STRIP		5/15/2024	4.34	\$ 25,000.00	\$ 13,696.00	\$ 14,860.75	5/14/2010
198378	302 DPTF	912833LR9	US TREASURY STRIP		5/15/2024	3.93	\$ 50,000.00	\$ 29,157.50	\$ 29,721.50	6/30/2010
198705	302 DPTF	912833LR9	US TREASURY STRIP		5/15/2024	3.94	\$ 100,000.00	\$ 58,250.00	\$ 59,443.00	7/13/2010
205478	302 DPTF	912833LR9	US TREASURY STRIP		5/15/2024	4.41	\$ 100,000.00	\$ 56,714.00	\$ 59,443.00	5/9/2011
206123	302 DPTF	912833LR9	US TREASURY STRIP		5/15/2024	3.80	\$ 100,000.00	\$ 61,484.00	\$ 59,443.00	6/13/2011
206331	302 DPTF	912833LR9	US TREASURY STRIP		5/15/2024	3.82	\$ 50,000.00	\$ 30,695.50	\$ 29,721.50	6/23/2011
206375	302 DPTF	912833LR9	US TREASURY STRIP		5/15/2024	3.84	\$ 50,000.00	\$ 30,644.00	\$ 29,721.50	6/27/2011
186337	305 DPTF	912833LR9	US TREASURY STRIP		5/15/2024	4.76	\$ 7,538,000.00	\$ 3,552,131.74	\$ 4,480,813.34	5/22/2008
178336	302 DPTF	912833LS7	US TREASURY STRIP		8/15/2024	4.92	\$ 50,000.00	\$ 20,983.50	\$ 29,287.00	10/4/2006
178590	302 DPTF	912833LS7	US TREASURY STRIP		8/15/2024	5.07	\$ 138,000.00	\$ 56,549.64	\$ 80,832.12	10/26/2006
179000	302 DPTF	912833LS7	US TREASURY STRIP		8/15/2024	4.82	\$ 50,000.00	\$ 21,524.00	\$ 29,287.00	11/28/2006
182224	302 DPTF	912833LS7	US TREASURY STRIP		8/15/2024	5.10	\$ 100,000.00	\$ 42,556.00	\$ 58,574.00	8/28/2007
182760	302 DPTF	912833LS7	US TREASURY STRIP		8/15/2024	4.97	\$ 100,000.00	\$ 43,684.00	\$ 58,574.00	10/5/2007
188071	302 DPTF	912833LS7	US TREASURY STRIP		8/15/2024	4.35	\$ 50,000.00	\$ 25,200.00	\$ 29,287.00	9/15/2008
193257	302 DPTF	912833LS7	US TREASURY STRIP		8/15/2024	4.64	\$ 100,000.00	\$ 50,300.25	\$ 58,574.00	8/18/2009
199564	302 DPTF	912833LS7	US TREASURY STRIP		8/15/2024	3.77	\$ 50,000.00	\$ 29,634.00	\$ 29,287.00	8/13/2010
200627	302 DPTF	912833LS7	US TREASURY STRIP		8/15/2024	3.57	\$ 100,000.00	\$ 61,168.00	\$ 58,574.00	9/24/2010
188166	305 DPTF	912833LS7	US TREASURY STRIP		8/15/2024	4.20	\$ 576,000.00	\$ 297,624.96	\$ 337,386.24	9/22/2008
179298	302 DPTF	912833LT5	US TREASURY STRIP		11/15/2024	4.84	\$ 250,000.00	\$ 106,165.00	\$ 144,267.50	12/18/2006
183734	302 DPTF	912833LT5	US TREASURY STRIP		11/15/2024	4.58	\$ 50,000.00	\$ 23,205.00	\$ 28,853.50	12/5/2007
183941	302 DPTF	912833LT5	US TREASURY STRIP		11/15/2024	4.89	\$ 100,000.00	\$ 44,185.00	\$ 57,707.00	12/19/2007
184231	302 DPTF	912833LT5	US TREASURY STRIP		11/15/2024	4.56	\$ 150,000.00	\$ 70,140.00	\$ 86,560.50	1/10/2008
189218	302 DPTF	912833LT5	US TREASURY STRIP		11/15/2024	4.40	\$ 100,000.00	\$ 49,875.00	\$ 57,707.00	11/21/2008
189264	302 DPTF	912833LT5	US TREASURY STRIP		11/15/2024	4.13	\$ 5,000.00	\$ 2,600.00	\$ 2,885.35	11/21/2008
189963	302 DPTF	912833LT5	US TREASURY STRIP		11/15/2024	3.60	\$ 250,000.00	\$ 142,012.50	\$ 144,267.50	1/12/2009
190251	302 DPTF	912833LT5	US TREASURY STRIP		11/15/2024	4.07	\$ 100,000.00	\$ 52,959.00	\$ 57,707.00	2/4/2009
194197	302 DPTF	912833LT5	US TREASURY STRIP		11/15/2024	4.44	\$ 100,000.00	\$ 51,822.00	\$ 57,707.00	11/24/2009
194730	302 DPTF	912833LT5	US TREASURY STRIP		11/15/2024	4.56	\$ 50,000.00	\$ 25,675.50	\$ 28,853.50	1/28/2010
201936	302 DPTF	912833LT5	US TREASURY STRIP		11/15/2024	3.81	\$ 50,000.00	\$ 29,484.00	\$ 28,853.50	11/17/2010
202151	302 DPTF	912833LT5	US TREASURY STRIP		11/15/2024	3.94	\$ 50,000.00	\$ 28,988.50	\$ 28,853.50	11/24/2010
203391	302 DPTF	912833LT5	US TREASURY STRIP		11/15/2024	4.36	\$ 100,000.00	\$ 55,167.00	\$ 57,707.00	1/31/2011
180372	302 DPTF	912833LU2	US TREASURY STRIP		2/15/2025	4.99	\$ 50,000.00	\$ 20,723.00	\$ 28,440.50	4/3/2007
180524	302 DPTF	912833LU2	US TREASURY STRIP		2/15/2025	5.10	\$ 100,000.00	\$ 40,692.00	\$ 56,881.00	4/12/2007
180740	302 DPTF	912833LU2	US TREASURY STRIP		2/15/2025	4.98	\$ 100,000.00	\$ 41,671.00	\$ 56,881.00	4/30/2007
184842	302 DPTF	912833LU2	US TREASURY STRIP		2/15/2025	4.83	\$ 10,000.00	\$ 4,450.19	\$ 5,688.10	2/28/2008
185232	302 DPTF	912833LU2	US TREASURY STRIP		2/15/2025	4.47	\$ 10,000.00	\$ 4,740.00	\$ 5,688.10	3/27/2008
185275	302 DPTF	912833LU2	US TREASURY STRIP		2/15/2025	4.44	\$ 50,000.00	\$ 23,820.50	\$ 28,440.50	3/28/2008
185601	302 DPTF	912833LU2	US TREASURY STRIP		2/15/2025	4.46	\$ 50,000.00	\$ 23,797.00	\$ 28,440.50	4/16/2008
185623	302 DPTF	912833LU2	US TREASURY STRIP		2/15/2025	4.41	\$ 10,000.00	\$ 4,800.00	\$ 5,688.10	4/16/2008
185887	302 DPTF	912833LU2	US TREASURY STRIP		2/15/2025	4.78	\$ 25,000.00	\$ 11,305.75	\$ 14,220.25	4/28/2008
190601	302 DPTF	912833LU2	US TREASURY STRIP		2/15/2025	3.96	\$ 50,000.00	\$ 26,736.50	\$ 28,440.50	2/27/2009
190832	302 DPTF	912833LU2	US TREASURY STRIP		2/15/2025	4.09	\$ 50,000.00	\$ 26,256.50	\$ 28,440.50	3/20/2009
190958	302 DPTF	912833LU2	US TREASURY STRIP		2/15/2025	4.03	\$ 100,000.00	\$ 53,103.00	\$ 56,881.00	3/30/2009
191124	302 DPTF	912833LU2	US TREASURY STRIP		2/15/2025	3.81	\$ 5,000.00	\$ 2,750.00	\$ 2,844.05	4/13/2009
191215	302 DPTF	912833LU2	US TREASURY STRIP		2/15/2025	4.09	\$ 50,000.00	\$ 26,355.50	\$ 28,440.50	4/16/2009

PGM: INVS_MONTHEND_INVENTORY
 SOURCE: VisualQED
 MODEL: INVENTORY
 BASIS: SETTLEMENT
 AS-OF: 6/30/2011

JOSH MANDEL
TREASURER, STATE OF OHIO

INVESTMENT INVENTORY
 SETTLED POSITIONS AS OF: 06/30/11

INVT#	FUND	CUSIP	DESCRIPTION	RATE	MATURITY	YIELD	PAR AMOUNT	BOOK VALUE	MARKET VALUE	1ST PUR
191862	302 DPTF	912833LU2	US TREASURY STRIP		2/15/2025	4.07	\$ 50,000.00	\$ 26,435.00	\$ 28,440.50	4/24/2009
194861	302 DPTF	912833LU2	US TREASURY STRIP		2/15/2025	4.69	\$ 100,000.00	\$ 49,845.00	\$ 56,881.00	2/8/2010
195185	302 DPTF	912833LU2	US TREASURY STRIP		2/15/2025	4.68	\$ 50,000.00	\$ 25,037.00	\$ 28,440.50	3/3/2010
195392	302 DPTF	912833LU2	US TREASURY STRIP		2/15/2025	4.72	\$ 100,000.00	\$ 49,804.00	\$ 56,881.00	3/12/2010
195861	302 DPTF	912833LU2	US TREASURY STRIP		2/15/2025	4.88	\$ 50,000.00	\$ 24,416.00	\$ 28,440.50	4/8/2010
196886	302 DPTF	912833LU2	US TREASURY STRIP		2/15/2025	4.60	\$ 50,000.00	\$ 25,530.00	\$ 28,440.50	4/30/2010
203860	302 DPTF	912833LU2	US TREASURY STRIP		2/15/2025	4.41	\$ 50,000.00	\$ 27,180.00	\$ 28,440.50	2/28/2011
204507	302 DPTF	912833LU2	US TREASURY STRIP		2/15/2025	4.51	\$ 100,000.00	\$ 53,930.00	\$ 56,881.00	4/12/2011
205420	302 DPTF	912833LU2	US TREASURY STRIP		2/15/2025	4.20	\$ 100,000.00	\$ 56,398.00	\$ 56,881.00	5/5/2011
181171	302 DPTF	912833LV0	US TREASURY STRIP		5/15/2025	5.18	\$ 50,000.00	\$ 19,959.50	\$ 28,018.00	5/31/2007
181419	302 DPTF	912833LV0	US TREASURY STRIP		5/15/2025	5.42	\$ 50,000.00	\$ 19,228.50	\$ 28,018.00	6/26/2007
181560	302 DPTF	912833LV0	US TREASURY STRIP		5/15/2025	5.29	\$ 50,000.00	\$ 19,671.00	\$ 28,018.00	7/6/2007
181866	302 DPTF	912833LV0	US TREASURY STRIP		5/15/2025	5.21	\$ 100,000.00	\$ 40,080.00	\$ 56,036.00	7/30/2007
186424	302 DPTF	912833LV0	US TREASURY STRIP		5/15/2025	4.74	\$ 50,000.00	\$ 22,582.00	\$ 28,018.00	5/27/2008
186669	302 DPTF	912833LV0	US TREASURY STRIP		5/15/2025	4.86	\$ 25,000.00	\$ 11,087.50	\$ 14,009.00	6/9/2008
187232	302 DPTF	912833LV0	US TREASURY STRIP		5/15/2025	4.65	\$ 10,000.00	\$ 4,607.10	\$ 5,603.60	7/11/2008
192221	302 DPTF	912833LV0	US TREASURY STRIP		5/15/2025	4.59	\$ 150,000.00	\$ 72,570.00	\$ 84,054.00	5/13/2009
193239	302 DPTF	912833LV0	US TREASURY STRIP		5/15/2025	4.73	\$ 50,000.00	\$ 23,949.52	\$ 28,018.00	8/18/2009
197106	302 DPTF	912833LV0	US TREASURY STRIP		5/15/2025	4.38	\$ 306,000.00	\$ 159,702.01	\$ 171,470.16	5/11/2010
197199	302 DPTF	912833LV0	US TREASURY STRIP		5/15/2025	4.42	\$ 25,000.00	\$ 12,980.00	\$ 14,009.00	5/14/2010
198379	302 DPTF	912833LV0	US TREASURY STRIP		5/15/2025	4.00	\$ 50,000.00	\$ 27,752.50	\$ 28,018.00	6/30/2010
198708	302 DPTF	912833LV0	US TREASURY STRIP		5/15/2025	4.03	\$ 100,000.00	\$ 55,350.00	\$ 56,036.00	7/13/2010
205479	302 DPTF	912833LV0	US TREASURY STRIP		5/15/2025	4.17	\$ 100,000.00	\$ 56,083.00	\$ 56,036.00	5/9/2011
206124	302 DPTF	912833LV0	US TREASURY STRIP		5/15/2025	3.95	\$ 100,000.00	\$ 58,012.00	\$ 56,036.00	6/13/2011
206330	302 DPTF	912833LV0	US TREASURY STRIP		5/15/2025	3.96	\$ 50,000.00	\$ 28,997.00	\$ 28,018.00	6/23/2011
206376	302 DPTF	912833LV0	US TREASURY STRIP		5/15/2025	3.98	\$ 50,000.00	\$ 28,917.00	\$ 28,018.00	6/27/2011
186338	305 DPTF	912833LV0	US TREASURY STRIP		5/15/2025	4.81	\$ 7,538,000.00	\$ 3,362,475.66	\$ 4,223,993.68	5/22/2008
178337	302 DPTF	912833LW8	US TREASURY STRIP		8/15/2025	4.91	\$ 50,000.00	\$ 20,025.00	\$ 27,608.50	10/4/2006
178591	302 DPTF	912833LW8	US TREASURY STRIP		8/15/2025	5.06	\$ 138,000.00	\$ 53,924.88	\$ 76,199.46	10/26/2006
179001	302 DPTF	912833LW8	US TREASURY STRIP		8/15/2025	4.81	\$ 50,000.00	\$ 20,561.50	\$ 27,608.50	11/28/2006
182225	302 DPTF	912833LW8	US TREASURY STRIP		8/15/2025	5.11	\$ 100,000.00	\$ 40,395.00	\$ 55,217.00	8/28/2007
182556	302 DPTF	912833LW8	US TREASURY STRIP		8/15/2025	5.15	\$ 100,000.00	\$ 40,300.00	\$ 55,217.00	9/25/2007
182761	302 DPTF	912833LW8	US TREASURY STRIP		8/15/2025	4.97	\$ 100,000.00	\$ 41,591.00	\$ 55,217.00	10/5/2007
188072	302 DPTF	912833LW8	US TREASURY STRIP		8/15/2025	4.41	\$ 50,000.00	\$ 23,900.00	\$ 27,608.50	9/15/2008
193258	302 DPTF	912833LW8	US TREASURY STRIP		8/15/2025	4.70	\$ 100,000.00	\$ 47,575.25	\$ 55,217.00	8/18/2009
199566	302 DPTF	912833LW8	US TREASURY STRIP		8/15/2025	3.85	\$ 50,000.00	\$ 28,213.50	\$ 27,608.50	8/13/2010
200628	302 DPTF	912833LW8	US TREASURY STRIP		8/15/2025	3.66	\$ 100,000.00	\$ 58,269.00	\$ 55,217.00	9/24/2010
188167	305 DPTF	912833LW8	US TREASURY STRIP		8/15/2025	4.25	\$ 576,000.00	\$ 283,253.76	\$ 318,049.92	9/22/2008
179299	302 DPTF	912833LX6	US TREASURY STRIP		11/15/2025	4.84	\$ 250,000.00	\$ 101,300.00	\$ 135,985.00	12/18/2006
179705	302 DPTF	912833LX6	US TREASURY STRIP		11/15/2025	5.15	\$ 150,000.00	\$ 57,760.50	\$ 81,591.00	1/31/2007
183735	302 DPTF	912833LX6	US TREASURY STRIP		11/15/2025	4.60	\$ 50,000.00	\$ 22,105.00	\$ 27,197.00	12/5/2007
183942	302 DPTF	912833LX6	US TREASURY STRIP		11/15/2025	4.89	\$ 100,000.00	\$ 42,101.00	\$ 54,394.00	12/19/2007
184232	302 DPTF	912833LX6	US TREASURY STRIP		11/15/2025	4.57	\$ 150,000.00	\$ 66,975.00	\$ 81,591.00	1/10/2008
189219	302 DPTF	912833LX6	US TREASURY STRIP		11/15/2025	4.50	\$ 100,000.00	\$ 46,964.00	\$ 54,394.00	11/21/2008
189266	302 DPTF	912833LX6	US TREASURY STRIP		11/15/2025	4.37	\$ 5,000.00	\$ 2,400.00	\$ 2,719.70	11/21/2008
189964	302 DPTF	912833LX6	US TREASURY STRIP		11/15/2025	3.58	\$ 250,000.00	\$ 137,542.50	\$ 135,985.00	1/12/2009
190252	302 DPTF	912833LX6	US TREASURY STRIP		11/15/2025	3.94	\$ 100,000.00	\$ 52,010.00	\$ 54,394.00	2/4/2009
194198	302 DPTF	912833LX6	US TREASURY STRIP		11/15/2025	4.48	\$ 100,000.00	\$ 49,295.00	\$ 54,394.00	11/24/2009
194731	302 DPTF	912833LX6	US TREASURY STRIP		11/15/2025	4.63	\$ 50,000.00	\$ 24,260.00	\$ 27,197.00	1/28/2010
201937	302 DPTF	912833LX6	US TREASURY STRIP		11/15/2025	3.96	\$ 50,000.00	\$ 27,772.50	\$ 27,197.00	11/17/2010
202152	302 DPTF	912833LX6	US TREASURY STRIP		11/15/2025	4.07	\$ 50,000.00	\$ 27,348.50	\$ 27,197.00	11/24/2010
203392	302 DPTF	912833LX6	US TREASURY STRIP		11/15/2025	4.47	\$ 100,000.00	\$ 52,041.00	\$ 54,394.00	1/31/2011
180373	302 DPTF	912833LY4	US TREASURY STRIP		2/15/2026	4.97	\$ 50,000.00	\$ 19,799.00	\$ 26,822.00	4/3/2007
180525	302 DPTF	912833LY4	US TREASURY STRIP		2/15/2026	5.08	\$ 100,000.00	\$ 38,853.00	\$ 53,644.00	4/12/2007
180741	302 DPTF	912833LY4	US TREASURY STRIP		2/15/2026	4.97	\$ 100,000.00	\$ 39,780.00	\$ 53,644.00	4/30/2007
184843	302 DPTF	912833LY4	US TREASURY STRIP		2/15/2026	4.87	\$ 10,000.00	\$ 4,213.13	\$ 5,364.40	2/28/2008
185233	302 DPTF	912833LY4	US TREASURY STRIP		2/15/2026	4.50	\$ 10,000.00	\$ 4,515.00	\$ 5,364.40	3/27/2008

PGM: INVS_MONTHEND_INVENTORY
 SOURCE: VisualQED
 MODEL: INVENTORY
 BASIS: SETTLEMENT
 AS-OF: 6/30/2011

JOSH MANDEL
 TREASURER, STATE OF OHIO

INVESTMENT INVENTORY
 SETTLED POSITIONS AS OF: 06/30/11

INVT#	FUND	CUSIP	DESCRIPTION	RATE	MATURITY	YIELD	PAR AMOUNT	BOOK VALUE	MARKET VALUE	1ST PUR
185276	302 DPTF	912833LY4	US TREASURY STRIP		2/15/2026	4.47	\$ 50,000.00	\$ 22,677.50	\$ 26,822.00	3/28/2008
185602	302 DPTF	912833LY4	US TREASURY STRIP		2/15/2026	4.48	\$ 50,000.00	\$ 22,691.00	\$ 26,822.00	4/16/2008
185624	302 DPTF	912833LY4	US TREASURY STRIP		2/15/2026	4.45	\$ 10,000.00	\$ 4,560.00	\$ 5,364.40	4/16/2008
185888	302 DPTF	912833LY4	US TREASURY STRIP		2/15/2026	4.79	\$ 25,000.00	\$ 10,765.25	\$ 13,411.00	4/28/2008
190602	302 DPTF	912833LY4	US TREASURY STRIP		2/15/2026	3.85	\$ 50,000.00	\$ 26,175.00	\$ 26,822.00	2/27/2009
190833	302 DPTF	912833LY4	US TREASURY STRIP		2/15/2026	4.00	\$ 50,000.00	\$ 25,593.50	\$ 26,822.00	3/20/2009
190959	302 DPTF	912833LY4	US TREASURY STRIP		2/15/2026	3.94	\$ 100,000.00	\$ 51,783.00	\$ 53,644.00	3/30/2009
191125	302 DPTF	912833LY4	US TREASURY STRIP		2/15/2026	3.81	\$ 5,000.00	\$ 2,650.00	\$ 2,682.20	4/13/2009
191216	302 DPTF	912833LY4	US TREASURY STRIP		2/15/2026	4.06	\$ 50,000.00	\$ 25,434.50	\$ 26,822.00	4/16/2009
191863	302 DPTF	912833LY4	US TREASURY STRIP		2/15/2026	4.02	\$ 50,000.00	\$ 25,615.00	\$ 26,822.00	4/24/2009
194862	302 DPTF	912833LY4	US TREASURY STRIP		2/15/2026	4.75	\$ 100,000.00	\$ 47,142.00	\$ 53,644.00	2/8/2010
195186	302 DPTF	912833LY4	US TREASURY STRIP		2/15/2026	4.74	\$ 50,000.00	\$ 23,685.00	\$ 26,822.00	3/3/2010
195393	302 DPTF	912833LY4	US TREASURY STRIP		2/15/2026	4.79	\$ 100,000.00	\$ 47,053.00	\$ 53,644.00	3/12/2010
195862	302 DPTF	912833LY4	US TREASURY STRIP		2/15/2026	4.92	\$ 50,000.00	\$ 23,146.50	\$ 26,822.00	4/8/2010
196887	302 DPTF	912833LY4	US TREASURY STRIP		2/15/2026	4.66	\$ 50,000.00	\$ 24,162.00	\$ 26,822.00	4/30/2010
203861	302 DPTF	912833LY4	US TREASURY STRIP		2/15/2026	4.53	\$ 50,000.00	\$ 25,573.50	\$ 26,822.00	2/28/2011
204508	302 DPTF	912833LY4	US TREASURY STRIP		2/15/2026	4.63	\$ 100,000.00	\$ 50,687.00	\$ 53,644.00	4/12/2011
205421	302 DPTF	912833LY4	US TREASURY STRIP		2/15/2026	4.30	\$ 100,000.00	\$ 53,309.00	\$ 53,644.00	5/5/2011
181172	302 DPTF	912833LZ1	US TREASURY STRIP		5/15/2026	5.17	\$ 50,000.00	\$ 19,017.50	\$ 26,437.50	5/31/2007
181420	302 DPTF	912833LZ1	US TREASURY STRIP		5/15/2026	5.39	\$ 50,000.00	\$ 18,312.00	\$ 26,437.50	6/26/2007
181561	302 DPTF	912833LZ1	US TREASURY STRIP		5/15/2026	5.27	\$ 50,000.00	\$ 18,763.50	\$ 26,437.50	7/6/2007
181867	302 DPTF	912833LZ1	US TREASURY STRIP		5/15/2026	5.12	\$ 100,000.00	\$ 38,682.00	\$ 52,875.00	7/30/2007
186425	302 DPTF	912833LZ1	US TREASURY STRIP		5/15/2026	4.77	\$ 50,000.00	\$ 21,435.50	\$ 26,437.50	5/27/2008
186670	302 DPTF	912833LZ1	US TREASURY STRIP		5/15/2026	4.89	\$ 25,000.00	\$ 10,521.50	\$ 13,218.75	6/9/2008
187233	302 DPTF	912833LZ1	US TREASURY STRIP		5/15/2026	4.69	\$ 10,000.00	\$ 4,375.40	\$ 5,287.50	7/11/2008
192223	302 DPTF	912833LZ1	US TREASURY STRIP		5/15/2026	4.57	\$ 150,000.00	\$ 69,570.00	\$ 79,312.50	5/13/2009
193240	302 DPTF	912833LZ1	US TREASURY STRIP		5/15/2026	4.74	\$ 50,000.00	\$ 22,818.09	\$ 26,437.50	8/18/2009
197107	302 DPTF	912833LZ1	US TREASURY STRIP		5/15/2026	4.40	\$ 306,000.00	\$ 152,333.53	\$ 161,797.50	5/11/2010
197200	302 DPTF	912833LZ1	US TREASURY STRIP		5/15/2026	4.42	\$ 25,000.00	\$ 12,415.50	\$ 13,218.75	5/14/2010
198380	302 DPTF	912833LZ1	US TREASURY STRIP		5/15/2026	4.01	\$ 50,000.00	\$ 26,638.50	\$ 26,437.50	6/30/2010
198709	302 DPTF	912833LZ1	US TREASURY STRIP		5/15/2026	4.07	\$ 100,000.00	\$ 52,800.00	\$ 52,875.00	7/13/2010
205480	302 DPTF	912833LZ1	US TREASURY STRIP		5/15/2026	4.26	\$ 100,000.00	\$ 53,069.00	\$ 52,875.00	5/9/2011
206125	302 DPTF	912833LZ1	US TREASURY STRIP		5/15/2026	4.08	\$ 100,000.00	\$ 54,735.00	\$ 52,875.00	6/13/2011
206329	302 DPTF	912833LZ1	US TREASURY STRIP		5/15/2026	4.09	\$ 50,000.00	\$ 27,378.00	\$ 26,437.50	6/23/2011
206377	302 DPTF	912833LZ1	US TREASURY STRIP		5/15/2026	4.10	\$ 50,000.00	\$ 27,336.00	\$ 26,437.50	6/27/2011
186339	305 DPTF	912833LZ1	US TREASURY STRIP		5/15/2026	4.85	\$ 7,538,000.00	\$ 3,186,689.50	\$ 3,985,717.50	5/22/2008
178592	302 DPTF	912833PA2	US TREASURY STRIP		8/15/2026	5.05	\$ 138,000.00	\$ 51,376.02	\$ 71,913.18	10/26/2006
182226	302 DPTF	912833PA2	US TREASURY STRIP		8/15/2026	5.10	\$ 100,000.00	\$ 38,478.00	\$ 52,111.00	8/28/2007
182557	302 DPTF	912833PA2	US TREASURY STRIP		8/15/2026	5.16	\$ 100,000.00	\$ 38,190.00	\$ 52,111.00	9/25/2007
182762	302 DPTF	912833PA2	US TREASURY STRIP		8/15/2026	4.96	\$ 100,000.00	\$ 39,670.00	\$ 52,111.00	10/5/2007
188073	302 DPTF	912833PA2	US TREASURY STRIP		8/15/2026	4.45	\$ 50,000.00	\$ 22,725.00	\$ 26,055.50	9/15/2008
193259	302 DPTF	912833PA2	US TREASURY STRIP		8/15/2026	4.69	\$ 100,000.00	\$ 45,523.25	\$ 52,111.00	8/18/2009
199565	302 DPTF	912833PA2	US TREASURY STRIP		8/15/2026	3.92	\$ 50,000.00	\$ 26,882.00	\$ 26,055.50	8/13/2010
200629	302 DPTF	912833PA2	US TREASURY STRIP		8/15/2026	3.73	\$ 100,000.00	\$ 55,583.00	\$ 52,111.00	9/24/2010
188168	305 DPTF	912833PA2	US TREASURY STRIP		8/15/2026	4.29	\$ 576,000.00	\$ 269,706.24	\$ 300,159.36	9/22/2008
183736	302 DPTF	912833PB0	US TREASURY STRIP		11/15/2026	4.61	\$ 50,000.00	\$ 21,105.00	\$ 25,694.50	12/5/2007
183943	302 DPTF	912833PB0	US TREASURY STRIP		11/15/2026	4.55	\$ 100,000.00	\$ 42,689.00	\$ 51,389.00	12/19/2007
184233	302 DPTF	912833PB0	US TREASURY STRIP		11/15/2026	4.55	\$ 150,000.00	\$ 64,200.00	\$ 77,083.50	1/10/2008
189220	302 DPTF	912833PB0	US TREASURY STRIP		11/15/2026	4.54	\$ 100,000.00	\$ 44,605.00	\$ 51,389.00	11/21/2008
189267	302 DPTF	912833PB0	US TREASURY STRIP		11/15/2026	4.49	\$ 5,000.00	\$ 2,250.00	\$ 2,569.45	11/21/2008
189965	302 DPTF	912833PB0	US TREASURY STRIP		11/15/2026	3.61	\$ 250,000.00	\$ 132,050.00	\$ 128,472.50	1/12/2009
190254	302 DPTF	912833PB0	US TREASURY STRIP		11/15/2026	3.97	\$ 100,000.00	\$ 49,718.00	\$ 51,389.00	2/4/2009
194199	302 DPTF	912833PB0	US TREASURY STRIP		11/15/2026	4.50	\$ 100,000.00	\$ 46,951.00	\$ 51,389.00	11/24/2009
194732	302 DPTF	912833PB0	US TREASURY STRIP		11/15/2026	4.67	\$ 50,000.00	\$ 23,034.00	\$ 25,694.50	1/28/2010
201938	302 DPTF	912833PB0	US TREASURY STRIP		11/15/2026	4.11	\$ 50,000.00	\$ 26,084.00	\$ 25,694.50	11/17/2010
202153	302 DPTF	912833PB0	US TREASURY STRIP		11/15/2026	4.22	\$ 50,000.00	\$ 25,675.00	\$ 25,694.50	11/24/2010
203393	302 DPTF	912833PB0	US TREASURY STRIP		11/15/2026	4.60	\$ 100,000.00	\$ 48,751.00	\$ 51,389.00	1/31/2011

PGM: INVS_MONTHEND_INVENTORY
SOURCE: VisualQED
MODEL: INVENTORY
BASIS: SETTLEMENT
AS-OF: 6/30/2011

JOSH MANDEL
TREASURER, STATE OF OHIO

INVESTMENT INVENTORY
SETTLED POSITIONS AS OF: 06/30/11

INVT#	FUND	CUSIP	DESCRIPTION	RATE	MATURITY	YIELD	PAR AMOUNT	BOOK VALUE	MARKET VALUE	1ST PUR
185625	302 DPTF	912803BK8	US TREASURY STRIP (P)		2/15/2027	4.46 \$	10,000.00 \$	4,360.00 \$	5,147.00	4/16/2008
184844	302 DPTF	912833PC8	US TREASURY STRIP		2/15/2027	4.90 \$	10,000.00 \$	3,992.97 \$	5,068.90	2/28/2008
185234	302 DPTF	912833PC8	US TREASURY STRIP		2/15/2027	4.46 \$	10,000.00 \$	4,350.00 \$	5,068.90	3/27/2008
185277	302 DPTF	912833PC8	US TREASURY STRIP		2/15/2027	4.46 \$	50,000.00 \$	21,736.50 \$	25,344.50	3/28/2008
185603	302 DPTF	912833PC8	US TREASURY STRIP		2/15/2027	4.50 \$	50,000.00 \$	21,628.00 \$	25,344.50	4/16/2008
185889	302 DPTF	912833PC8	US TREASURY STRIP		2/15/2027	4.68 \$	25,000.00 \$	10,477.25 \$	12,672.25	4/28/2008
190603	302 DPTF	912833PC8	US TREASURY STRIP		2/15/2027	3.93 \$	50,000.00 \$	24,864.00 \$	25,344.50	2/27/2009
190836	302 DPTF	912833PC8	US TREASURY STRIP		2/15/2027	4.04 \$	50,000.00 \$	24,427.50 \$	25,344.50	3/20/2009
190960	302 DPTF	912833PC8	US TREASURY STRIP		2/15/2027	4.01 \$	100,000.00 \$	49,194.00 \$	50,689.00	3/30/2009
191126	302 DPTF	912833PC8	US TREASURY STRIP		2/15/2027	3.81 \$	5,000.00 \$	2,550.00 \$	2,534.45	4/13/2009
191217	302 DPTF	912833PC8	US TREASURY STRIP		2/15/2027	4.06 \$	50,000.00 \$	24,411.50 \$	25,344.50	4/16/2009
191864	302 DPTF	912833PC8	US TREASURY STRIP		2/15/2027	4.03 \$	50,000.00 \$	24,565.00 \$	25,344.50	4/24/2009
194863	302 DPTF	912833PC8	US TREASURY STRIP		2/15/2027	4.80 \$	100,000.00 \$	44,608.00 \$	50,689.00	2/8/2010
195187	302 DPTF	912833PC8	US TREASURY STRIP		2/15/2027	4.79 \$	50,000.00 \$	22,413.00 \$	25,344.50	3/3/2010
195394	302 DPTF	912833PC8	US TREASURY STRIP		2/15/2027	4.85 \$	100,000.00 \$	44,414.00 \$	50,689.00	3/12/2010
195863	302 DPTF	912833PC8	US TREASURY STRIP		2/15/2027	4.96 \$	50,000.00 \$	21,881.50 \$	25,344.50	4/8/2010
196888	302 DPTF	912833PC8	US TREASURY STRIP		2/15/2027	4.71 \$	50,000.00 \$	22,895.50 \$	25,344.50	4/30/2010
203862	302 DPTF	912833PC8	US TREASURY STRIP		2/15/2027	4.63 \$	50,000.00 \$	24,078.50 \$	25,344.50	2/28/2011
204509	302 DPTF	912833PC8	US TREASURY STRIP		2/15/2027	4.71 \$	100,000.00 \$	47,823.00 \$	50,689.00	4/12/2011
205422	302 DPTF	912833PC8	US TREASURY STRIP		2/15/2027	4.40 \$	100,000.00 \$	50,336.00 \$	50,689.00	5/5/2011
186426	302 DPTF	912833PD6	US TREASURY STRIP		5/15/2027	4.79 \$	50,000.00 \$	20,372.50 \$	24,996.50	5/27/2008
186671	302 DPTF	912833PD6	US TREASURY STRIP		5/15/2027	4.90 \$	25,000.00 \$	9,998.00 \$	12,498.25	6/9/2008
187234	302 DPTF	912833PD6	US TREASURY STRIP		5/15/2027	4.70 \$	10,000.00 \$	4,164.30 \$	4,999.30	7/11/2008
192222	302 DPTF	912833PD6	US TREASURY STRIP		5/15/2027	4.58 \$	150,000.00 \$	66,435.00 \$	74,989.50	5/13/2009
193241	302 DPTF	912833PD6	US TREASURY STRIP		5/15/2027	4.72 \$	50,000.00 \$	21,864.33 \$	24,996.50	8/18/2009
197109	302 DPTF	912833PD6	US TREASURY STRIP		5/15/2027	4.44 \$	306,000.00 \$	144,946.69 \$	152,978.58	5/11/2010
197201	302 DPTF	912833PD6	US TREASURY STRIP		5/15/2027	4.47 \$	25,000.00 \$	11,795.50 \$	12,498.25	5/14/2010
198381	302 DPTF	912833PD6	US TREASURY STRIP		5/15/2027	4.04 \$	50,000.00 \$	25,454.50 \$	24,996.50	6/30/2010
198710	302 DPTF	912833PD6	US TREASURY STRIP		5/15/2027	4.10 \$	100,000.00 \$	50,450.00 \$	49,993.00	7/13/2010
205481	302 DPTF	912833PD6	US TREASURY STRIP		5/15/2027	4.35 \$	100,000.00 \$	50,215.00 \$	49,993.00	5/9/2011
206126	302 DPTF	912833PD6	US TREASURY STRIP		5/15/2027	4.15 \$	100,000.00 \$	51,998.00 \$	49,993.00	6/13/2011
206328	302 DPTF	912833PD6	US TREASURY STRIP		5/15/2027	4.17 \$	50,000.00 \$	25,947.00 \$	24,996.50	6/23/2011
206378	302 DPTF	912833PD6	US TREASURY STRIP		5/15/2027	4.18 \$	50,000.00 \$	25,908.00 \$	24,996.50	6/27/2011
186340	305 DPTF	912833PD6	US TREASURY STRIP		5/15/2027	4.83 \$	7,538,000.00 \$	3,045,578.14 \$	3,768,472.34	5/22/2008
178593	302 DPTF	912833PE4	US TREASURY STRIP		8/15/2027	5.02 \$	138,000.00 \$	49,154.22 \$	68,025.72	10/26/2006
188074	302 DPTF	912833PE4	US TREASURY STRIP		8/15/2027	4.45 \$	50,000.00 \$	21,750.00 \$	24,647.00	9/15/2008
193260	302 DPTF	912833PE4	US TREASURY STRIP		8/15/2027	4.65 \$	100,000.00 \$	43,702.25 \$	49,294.00	8/18/2009
199567	302 DPTF	912833PE4	US TREASURY STRIP		8/15/2027	3.98 \$	50,000.00 \$	25,602.50 \$	24,647.00	8/13/2010
200630	302 DPTF	912833PE4	US TREASURY STRIP		8/15/2027	3.82 \$	100,000.00 \$	52,817.00 \$	49,294.00	9/24/2010
188169	305 DPTF	912833PE4	US TREASURY STRIP		8/15/2027	4.32 \$	576,000.00 \$	256,982.40 \$	283,933.44	9/22/2008
189221	302 DPTF	912833QB9	US TREASURY STRIP		11/15/2027	4.59 \$	100,000.00 \$	42,253.00 \$	48,593.00	11/21/2008
189268	302 DPTF	912833QB9	US TREASURY STRIP		11/15/2027	4.50 \$	5,000.00 \$	2,150.00 \$	2,429.65	11/21/2008
189966	302 DPTF	912833QB9	US TREASURY STRIP		11/15/2027	3.64 \$	250,000.00 \$	126,822.50 \$	121,482.50	1/12/2009
190255	302 DPTF	912833QB9	US TREASURY STRIP		11/15/2027	4.05 \$	100,000.00 \$	47,103.00 \$	48,593.00	2/4/2009
194200	302 DPTF	912833QB9	US TREASURY STRIP		11/15/2027	4.52 \$	100,000.00 \$	44,817.00 \$	48,593.00	11/24/2009
194733	302 DPTF	912833QB9	US TREASURY STRIP		11/15/2027	4.70 \$	50,000.00 \$	21,877.50 \$	24,296.50	1/28/2010
201939	302 DPTF	912833QB9	US TREASURY STRIP		11/15/2027	4.20 \$	50,000.00 \$	24,671.50 \$	24,296.50	11/17/2010
202155	302 DPTF	912833QB9	US TREASURY STRIP		11/15/2027	4.30 \$	50,000.00 \$	24,284.50 \$	24,296.50	11/24/2010
203394	302 DPTF	912833QB9	US TREASURY STRIP		11/15/2027	4.66 \$	100,000.00 \$	46,118.00 \$	48,593.00	1/31/2011
184845	302 DPTF	912833RY8	US TREASURY STRIP		2/15/2028	4.89 \$	10,000.00 \$	3,811.70 \$	4,797.40	2/28/2008
185235	302 DPTF	912833RY8	US TREASURY STRIP		2/15/2028	4.48 \$	10,000.00 \$	4,145.00 \$	4,797.40	3/27/2008
185626	302 DPTF	912833RY8	US TREASURY STRIP		2/15/2028	4.52 \$	10,000.00 \$	4,125.00 \$	4,797.40	4/16/2008
185890	302 DPTF	912833RY8	US TREASURY STRIP		2/15/2028	4.66 \$	25,000.00 \$	10,042.25 \$	11,993.50	4/28/2008
190604	302 DPTF	912833RY8	US TREASURY STRIP		2/15/2028	3.76 \$	50,000.00 \$	24,675.00 \$	23,987.00	2/27/2009
190835	302 DPTF	912833RY8	US TREASURY STRIP		2/15/2028	4.06 \$	50,000.00 \$	23,383.00 \$	23,987.00	3/20/2009
190961	302 DPTF	912833RY8	US TREASURY STRIP		2/15/2028	4.02 \$	100,000.00 \$	47,190.00 \$	47,974.00	3/30/2009
191127	302 DPTF	912833RY8	US TREASURY STRIP		2/15/2028	3.82 \$	5,000.00 \$	2,450.00 \$	2,398.70	4/13/2009

PGM: INVS_MONTHEND_INVENTORY
 SOURCE: VisualQED
 MODEL: INVENTORY
 BASIS: SETTLEMENT
 AS-OF: 6/30/2011

JOSH MANDEL
TREASURER, STATE OF OHIO

INVESTMENT INVENTORY
 SETTLED POSITIONS AS OF: 06/30/11

INVT#	FUND	CUSIP	DESCRIPTION	RATE	MATURITY	YIELD	PAR AMOUNT	BOOK VALUE	MARKET VALUE	1ST PUR
191218	302 DPTF	912833RY8	US TREASURY STRIP		2/15/2028	4.09 \$	50,000.00 \$	23,318.00 \$	23,987.00	4/16/2009
191865	302 DPTF	912833RY8	US TREASURY STRIP		2/15/2028	4.05 \$	50,000.00 \$	23,510.00 \$	23,987.00	4/24/2009
194864	302 DPTF	912833RY8	US TREASURY STRIP		2/15/2028	4.82 \$	100,000.00 \$	42,392.00 \$	47,974.00	2/8/2010
195188	302 DPTF	912833RY8	US TREASURY STRIP		2/15/2028	4.80 \$	50,000.00 \$	21,336.00 \$	23,987.00	3/3/2010
195395	302 DPTF	912833RY8	US TREASURY STRIP		2/15/2028	4.88 \$	100,000.00 \$	42,132.00 \$	47,974.00	3/12/2010
195864	302 DPTF	912833RY8	US TREASURY STRIP		2/15/2028	4.99 \$	50,000.00 \$	20,752.00 \$	23,987.00	4/8/2010
196889	302 DPTF	912833RY8	US TREASURY STRIP		2/15/2028	4.73 \$	50,000.00 \$	21,770.00 \$	23,987.00	4/30/2010
203863	302 DPTF	912833RY8	US TREASURY STRIP		2/15/2028	4.70 \$	50,000.00 \$	22,739.50 \$	23,987.00	2/28/2011
204510	302 DPTF	912833RY8	US TREASURY STRIP		2/15/2028	4.75 \$	100,000.00 \$	45,348.00 \$	47,974.00	4/12/2011
205423	302 DPTF	912833RY8	US TREASURY STRIP		2/15/2028	4.46 \$	100,000.00 \$	47,680.00 \$	47,974.00	5/5/2011
186672	302 DPTF	912833WQ9	US TREASURY STRIP		5/15/2028	4.88 \$	25,000.00 \$	9,572.00 \$	11,840.25	6/9/2008
187235	302 DPTF	912833WQ9	US TREASURY STRIP		5/15/2028	4.68 \$	10,000.00 \$	3,993.00 \$	4,736.10	7/11/2008
192224	302 DPTF	912833WQ9	US TREASURY STRIP		5/15/2028	4.57 \$	150,000.00 \$	63,585.00 \$	71,041.50	5/13/2009
193242	302 DPTF	912833WQ9	US TREASURY STRIP		5/15/2028	4.34 \$	50,000.00 \$	22,379.83 \$	23,680.50	8/18/2009
197110	302 DPTF	912833WQ9	US TREASURY STRIP		5/15/2028	4.48 \$	306,000.00 \$	137,853.61 \$	144,924.66	5/11/2010
197202	302 DPTF	912833WQ9	US TREASURY STRIP		5/15/2028	4.52 \$	25,000.00 \$	11,177.00 \$	11,840.25	5/14/2010
198382	302 DPTF	912833WQ9	US TREASURY STRIP		5/15/2028	4.09 \$	50,000.00 \$	24,247.50 \$	23,680.50	6/30/2010
198711	302 DPTF	912833WQ9	US TREASURY STRIP		5/15/2028	4.13 \$	100,000.00 \$	48,200.00 \$	47,361.00	7/13/2010
205482	302 DPTF	912833WQ9	US TREASURY STRIP		5/15/2028	4.41 \$	100,000.00 \$	47,643.00 \$	47,361.00	5/9/2011
206127	302 DPTF	912833WQ9	US TREASURY STRIP		5/15/2028	4.20 \$	100,000.00 \$	49,493.00 \$	47,361.00	6/13/2011
206327	302 DPTF	912833WQ9	US TREASURY STRIP		5/15/2028	4.23 \$	50,000.00 \$	24,652.00 \$	23,680.50	6/23/2011
206379	302 DPTF	912833WQ9	US TREASURY STRIP		5/15/2028	4.24 \$	50,000.00 \$	24,620.50 \$	23,680.50	6/27/2011
186341	305 DPTF	912833WQ9	US TREASURY STRIP		5/15/2028	4.81 \$	7,538,000.00 \$	2,914,416.94 \$	3,570,072.18	5/22/2008
178594	302 DPTF	912833RZ5	US TREASURY STRIP		8/15/2028	5.00 \$	138,000.00 \$	46,993.14 \$	64,487.40	10/26/2006
193261	302 DPTF	912833RZ5	US TREASURY STRIP		8/15/2028	4.66 \$	100,000.00 \$	41,670.25 \$	46,730.00	8/18/2009
199568	302 DPTF	912833RZ5	US TREASURY STRIP		8/15/2028	4.04 \$	50,000.00 \$	24,355.00 \$	23,365.00	8/13/2010
200631	302 DPTF	912833RZ5	US TREASURY STRIP		8/15/2028	3.89 \$	100,000.00 \$	50,193.00 \$	46,730.00	9/24/2010
188170	305 DPTF	912833RZ5	US TREASURY STRIP		8/15/2028	4.30 \$	576,000.00 \$	247,104.00 \$	269,164.80	9/22/2008
189269	302 DPTF	912833WR7	US TREASURY STRIP		11/15/2028	4.39 \$	5,000.00 \$	2,100.00 \$	2,304.40	11/21/2008
194201	302 DPTF	912833WR7	US TREASURY STRIP		11/15/2028	4.53 \$	100,000.00 \$	42,737.00 \$	46,088.00	11/24/2009
194734	302 DPTF	912833WR7	US TREASURY STRIP		11/15/2028	4.72 \$	50,000.00 \$	20,819.50 \$	23,044.00	1/28/2010
201940	302 DPTF	912833WR7	US TREASURY STRIP		11/15/2028	4.27 \$	50,000.00 \$	23,377.00 \$	23,044.00	11/17/2010
202156	302 DPTF	912833WR7	US TREASURY STRIP		11/15/2028	4.35 \$	50,000.00 \$	23,077.00 \$	23,044.00	11/24/2010
203395	302 DPTF	912833WR7	US TREASURY STRIP		11/15/2028	4.70 \$	100,000.00 \$	43,735.00 \$	46,088.00	1/31/2011
184846	302 DPTF	912833XN5	US TREASURY STRIP		2/15/2029	4.87 \$	10,000.00 \$	3,646.82 \$	4,548.30	2/28/2008
185236	302 DPTF	912833XN5	US TREASURY STRIP		2/15/2029	4.44 \$	10,000.00 \$	4,000.00 \$	4,548.30	3/27/2008
185627	302 DPTF	912833XN5	US TREASURY STRIP		2/15/2029	4.46 \$	10,000.00 \$	3,990.00 \$	4,548.30	4/16/2008
185891	302 DPTF	912833XN5	US TREASURY STRIP		2/15/2029	4.66 \$	25,000.00 \$	9,590.25 \$	11,370.75	4/28/2008
191128	302 DPTF	912833XN5	US TREASURY STRIP		2/15/2029	3.84 \$	5,000.00 \$	2,350.00 \$	2,274.15	4/13/2009
194865	302 DPTF	912833XN5	US TREASURY STRIP		2/15/2029	4.82 \$	100,000.00 \$	40,420.00 \$	45,483.00	2/8/2010
195189	302 DPTF	912833XN5	US TREASURY STRIP		2/15/2029	4.55 \$	50,000.00 \$	21,321.50 \$	22,741.50	3/3/2010
195396	302 DPTF	912833XN5	US TREASURY STRIP		2/15/2029	4.90 \$	100,000.00 \$	40,031.00 \$	45,483.00	3/12/2010
195865	302 DPTF	912833XN5	US TREASURY STRIP		2/15/2029	5.01 \$	50,000.00 \$	19,674.00 \$	22,741.50	4/8/2010
196890	302 DPTF	912833XN5	US TREASURY STRIP		2/15/2029	4.74 \$	50,000.00 \$	20,728.50 \$	22,741.50	4/30/2010
203864	302 DPTF	912833XN5	US TREASURY STRIP		2/15/2029	4.76 \$	50,000.00 \$	21,484.00 \$	22,741.50	2/28/2011
204511	302 DPTF	912833XN5	US TREASURY STRIP		2/15/2029	4.81 \$	100,000.00 \$	42,819.00 \$	45,483.00	4/12/2011
205424	302 DPTF	912833XN5	US TREASURY STRIP		2/15/2029	4.52 \$	100,000.00 \$	45,195.00 \$	45,483.00	5/5/2011
186673	302 DPTF	912833XS4	US TREASURY STRIP		5/15/2029	4.87 \$	25,000.00 \$	9,140.50 \$	11,219.00	6/9/2008
187236	302 DPTF	912833XS4	US TREASURY STRIP		5/15/2029	4.67 \$	10,000.00 \$	3,824.10 \$	4,487.60	7/11/2008
197112	302 DPTF	912833XS4	US TREASURY STRIP		5/15/2029	4.49 \$	306,000.00 \$	131,543.89 \$	137,320.56	5/11/2010
197204	302 DPTF	912833XS4	US TREASURY STRIP		5/15/2029	4.56 \$	25,000.00 \$	10,619.00 \$	11,219.00	5/14/2010
198383	302 DPTF	912833XS4	US TREASURY STRIP		5/15/2029	4.15 \$	50,000.00 \$	23,037.00 \$	22,438.00	6/30/2010
198712	302 DPTF	912833XS4	US TREASURY STRIP		5/15/2029	4.19 \$	100,000.00 \$	45,800.00 \$	44,876.00	7/13/2010
205483	302 DPTF	912833XS4	US TREASURY STRIP		5/15/2029	4.45 \$	100,000.00 \$	45,223.00 \$	44,876.00	5/9/2011
206128	302 DPTF	912833XS4	US TREASURY STRIP		5/15/2029	4.28 \$	100,000.00 \$	46,816.00 \$	44,876.00	6/13/2011
206326	302 DPTF	912833XS4	US TREASURY STRIP		5/15/2029	4.28 \$	50,000.00 \$	23,435.00 \$	22,438.00	6/23/2011
206381	302 DPTF	912833XS4	US TREASURY STRIP		5/15/2029	4.30 \$	50,000.00 \$	23,374.50 \$	22,438.00	6/27/2011

PGM: INVS_MONTHEND_INVENTORY
 SOURCE: VisualQED
 MODEL: INVENTORY
 BASIS: SETTLEMENT
 AS-OF: 6/30/2011

JOSH MANDEL
TREASURER, STATE OF OHIO

INVESTMENT INVENTORY
 SETTLED POSITIONS AS OF: 06/30/11

INVT#	FUND	CUSIP	DESCRIPTION	RATE	MATURITY	YIELD	PAR AMOUNT	BOOK VALUE	MARKET VALUE	1ST PUR
186343	305 DPTF	912833XS4	US TREASURY STRIP		5/15/2029	4.83	\$ 7,538,000.00	\$ 2,772,174.88	\$ 3,382,752.88	5/22/2008
178595	302 DPTF	912833XP0	US TREASURY STRIP		8/15/2029	4.99	\$ 138,000.00	\$ 44,867.94	\$ 61,118.82	10/26/2006
199569	302 DPTF	912833XP0	US TREASURY STRIP		8/15/2029	4.10	\$ 50,000.00	\$ 23,141.00	\$ 22,144.50	8/13/2010
200632	302 DPTF	912833XP0	US TREASURY STRIP		8/15/2029	3.94	\$ 100,000.00	\$ 47,851.00	\$ 44,289.00	9/24/2010
188171	305 DPTF	912833XP0	US TREASURY STRIP		8/15/2029	4.29	\$ 576,000.00	\$ 237,248.64	\$ 255,104.64	9/22/2008
189270	302 DPTF	912833XT2	US TREASURY STRIP		11/15/2029	4.38	\$ 5,000.00	\$ 2,012.50	\$ 2,184.60	11/21/2008
201941	302 DPTF	912833XT2	US TREASURY STRIP		11/15/2029	4.36	\$ 50,000.00	\$ 22,038.00	\$ 21,846.00	11/17/2010
202157	302 DPTF	912833XT2	US TREASURY STRIP		11/15/2029	4.42	\$ 50,000.00	\$ 21,799.50	\$ 21,846.00	11/24/2010
203396	302 DPTF	912833XT2	US TREASURY STRIP		11/15/2029	4.75	\$ 100,000.00	\$ 41,397.00	\$ 43,692.00	1/31/2011
184847	302 DPTF	912833XX3	US TREASURY STRIP		2/15/1930	4.86	\$ 10,000.00	\$ 3,482.97	\$ 4,308.50	2/28/2008
185237	302 DPTF	912833XX3	US TREASURY STRIP		2/15/1930	4.47	\$ 10,000.00	\$ 3,800.00	\$ 4,308.50	3/27/2008
185628	302 DPTF	912833XX3	US TREASURY STRIP		2/15/1930	4.48	\$ 10,000.00	\$ 3,800.00	\$ 4,308.50	4/16/2008
185892	302 DPTF	912833XX3	US TREASURY STRIP		2/15/1930	4.63	\$ 25,000.00	\$ 9,217.25	\$ 10,771.25	4/28/2008
191130	302 DPTF	912833XX3	US TREASURY STRIP		2/15/1930	3.87	\$ 5,000.00	\$ 2,250.00	\$ 2,154.25	4/13/2009
203865	302 DPTF	912833XX3	US TREASURY STRIP		2/15/1930	4.81	\$ 50,000.00	\$ 20,308.00	\$ 21,542.50	2/28/2011
204512	302 DPTF	912833XX3	US TREASURY STRIP		2/15/1930	4.83	\$ 100,000.00	\$ 40,681.00	\$ 43,085.00	4/12/2011
205425	302 DPTF	912833XX3	US TREASURY STRIP		2/15/1930	4.56	\$ 100,000.00	\$ 42,849.00	\$ 43,085.00	5/5/2011
186674	302 DPTF	912833XU9	US TREASURY STRIP		5/15/1930	4.82	\$ 25,000.00	\$ 8,796.00	\$ 10,626.50	6/9/2008
187237	302 DPTF	912833XU9	US TREASURY STRIP		5/15/1930	4.62	\$ 10,000.00	\$ 3,685.50	\$ 4,250.60	7/11/2008
197113	302 DPTF	912833XU9	US TREASURY STRIP		5/15/1930	4.51	\$ 306,000.00	\$ 125,451.43	\$ 130,068.36	5/11/2010
197205	302 DPTF	912833XU9	US TREASURY STRIP		5/15/1930	4.58	\$ 25,000.00	\$ 10,115.50	\$ 10,626.50	5/14/2010
198713	302 DPTF	912833XU9	US TREASURY STRIP		5/15/1930	4.21	\$ 100,000.00	\$ 43,800.00	\$ 42,506.00	7/13/2010
205484	302 DPTF	912833XU9	US TREASURY STRIP		5/15/1930	4.49	\$ 100,000.00	\$ 42,946.00	\$ 42,506.00	5/9/2011
206129	302 DPTF	912833XU9	US TREASURY STRIP		5/15/1930	4.32	\$ 100,000.00	\$ 44,555.00	\$ 42,506.00	6/13/2011
206325	302 DPTF	912833XU9	US TREASURY STRIP		5/15/1930	4.33	\$ 50,000.00	\$ 22,256.50	\$ 21,253.00	6/23/2011
206383	302 DPTF	912833XU9	US TREASURY STRIP		5/15/1930	4.35	\$ 50,000.00	\$ 22,195.00	\$ 21,253.00	6/27/2011
186344	305 DPTF	912833XU9	US TREASURY STRIP		5/15/1930	4.78	\$ 7,538,000.00	\$ 2,669,356.56	\$ 3,204,102.28	5/22/2008
178596	302 DPTF	912833XY1	US TREASURY STRIP		8/15/1930	4.94	\$ 138,000.00	\$ 43,180.20	\$ 57,921.36	10/26/2006
188172	305 DPTF	912833XY1	US TREASURY STRIP		8/15/1930	4.28	\$ 576,000.00	\$ 228,124.80	\$ 241,758.72	9/22/2008
189271	302 DPTF	9128337N4	US TREASURY STRIP		11/15/1930	4.39	\$ 5,000.00	\$ 1,925.00	\$ 2,072.55	11/21/2008
203397	302 DPTF	9128337N4	US TREASURY STRIP		11/15/1930	4.78	\$ 100,000.00	\$ 39,285.00	\$ 41,451.00	1/31/2011
184848	302 DPTF	912803CK7	US TREASURY STRIP (P)		2/15/1931	4.80	\$ 10,000.00	\$ 3,364.63	\$ 4,188.10	2/28/2008
185238	302 DPTF	912833XZ8	US TREASURY STRIP		2/15/1931	4.39	\$ 10,000.00	\$ 3,700.00	\$ 4,096.70	3/27/2008
185629	302 DPTF	912833XZ8	US TREASURY STRIP		2/15/1931	4.40	\$ 10,000.00	\$ 3,700.00	\$ 4,096.70	4/16/2008
185893	302 DPTF	912833XZ8	US TREASURY STRIP		2/15/1931	4.57	\$ 25,000.00	\$ 8,923.25	\$ 10,241.75	4/28/2008
191131	302 DPTF	912833XZ8	US TREASURY STRIP		2/15/1931	3.79	\$ 5,000.00	\$ 2,200.00	\$ 2,048.35	4/13/2009
186675	302 DPTF	9128337P9	US TREASURY STRIP		5/15/1931	4.79	\$ 25,000.00	\$ 8,452.75	\$ 10,110.25	6/9/2008
187238	302 DPTF	9128337P9	US TREASURY STRIP		5/15/1931	4.60	\$ 10,000.00	\$ 3,541.30	\$ 4,044.10	7/11/2008
197114	302 DPTF	9128337P9	US TREASURY STRIP		5/15/1931	4.52	\$ 306,000.00	\$ 119,704.75	\$ 123,749.46	5/11/2010
197207	302 DPTF	9128337P9	US TREASURY STRIP		5/15/1931	4.62	\$ 25,000.00	\$ 9,583.00	\$ 10,110.25	5/14/2010
198714	302 DPTF	9128337P9	US TREASURY STRIP		5/15/1931	4.22	\$ 100,000.00	\$ 41,900.00	\$ 40,441.00	7/13/2010
186345	305 DPTF	9128337P9	US TREASURY STRIP		5/15/1931	4.76	\$ 7,538,000.00	\$ 2,558,246.44	\$ 3,048,442.58	5/22/2008
178597	302 DPTF	9128334S6	US TREASURY STRIP		8/15/1931	4.95	\$ 138,000.00	\$ 41,082.60	\$ 55,068.90	10/26/2006
188173	305 DPTF	9128334S6	US TREASURY STRIP		8/15/1931	4.25	\$ 576,000.00	\$ 219,709.44	\$ 229,852.80	9/22/2008
189272	302 DPTF	9128337Q7	US TREASURY STRIP		11/15/1931	4.45	\$ 5,000.00	\$ 1,818.25	\$ 1,968.65	11/21/2008
184849	302 DPTF	9128334T4	US TREASURY STRIP		2/15/1932	4.30	\$ 10,000.00	\$ 3,607.60	\$ 3,883.10	2/28/2008
185239	302 DPTF	9128334T4	US TREASURY STRIP		2/15/1932	4.42	\$ 10,000.00	\$ 3,520.00	\$ 3,883.10	3/27/2008
185630	302 DPTF	9128334T4	US TREASURY STRIP		2/15/1932	4.39	\$ 10,000.00	\$ 3,550.00	\$ 3,883.10	4/16/2008
185894	302 DPTF	9128334T4	US TREASURY STRIP		2/15/1932	4.55	\$ 25,000.00	\$ 8,568.75	\$ 9,707.75	4/28/2008
191132	302 DPTF	9128334T4	US TREASURY STRIP		2/15/1932	3.73	\$ 5,000.00	\$ 2,150.00	\$ 1,941.55	4/13/2009
186676	302 DPTF	9128337R5	US TREASURY STRIP		5/15/1932	4.77	\$ 25,000.00	\$ 8,090.75	\$ 9,597.25	6/9/2008
187239	302 DPTF	9128337R5	US TREASURY STRIP		5/15/1932	4.58	\$ 10,000.00	\$ 3,399.00	\$ 3,838.90	7/11/2008
197115	302 DPTF	9128337R5	US TREASURY STRIP		5/15/1932	4.52	\$ 306,000.00	\$ 114,450.73	\$ 117,470.34	5/11/2010
197208	302 DPTF	9128337R5	US TREASURY STRIP		5/15/1932	4.63	\$ 25,000.00	\$ 9,127.75	\$ 9,597.25	5/14/2010
198715	302 DPTF	9128337R5	US TREASURY STRIP		5/15/1932	4.22	\$ 100,000.00	\$ 40,200.00	\$ 38,389.00	7/13/2010
186346	305 DPTF	9128337R5	US TREASURY STRIP		5/15/1932	4.78	\$ 7,538,000.00	\$ 2,429,874.30	\$ 2,893,762.82	5/22/2008
188174	305 DPTF	9128334U1	US TREASURY STRIP		8/15/1932	4.24	\$ 576,000.00	\$ 211,392.00	\$ 217,969.92	9/22/2008

PGM: INVS_MONTHEND_INVENTORY
 SOURCE: VisualQED
 MODEL: INVENTORY
 BASIS: SETTLEMENT
 AS-OF: 6/30/2011

**JOSH MANDEL
 TREASURER, STATE OF OHIO**

INVESTMENT INVENTORY
 SETTLED POSITIONS AS OF: 06/30/11

INVT#	FUND	CUSIP	DESCRIPTION	RATE	MATURITY	YIELD	PAR AMOUNT	BOOK VALUE	MARKET VALUE	1ST PUR
189274	302 DPTF	9128337S3	US TREASURY STRIP		11/15/1932	4.30	\$ 5,000.00	\$ 1,802.35	\$ 1,867.70	11/21/2008
185240	302 DPTF	9128334V9	US TREASURY STRIP		2/15/1933	4.39	\$ 10,000.00	\$ 3,395.00	\$ 3,684.80	3/27/2008
185631	302 DPTF	9128334V9	US TREASURY STRIP		2/15/1933	4.36	\$ 10,000.00	\$ 3,425.00	\$ 3,684.80	4/16/2008
185895	302 DPTF	9128334V9	US TREASURY STRIP		2/15/1933	4.55	\$ 25,000.00	\$ 8,192.00	\$ 9,212.00	4/28/2008
191133	302 DPTF	9128334V9	US TREASURY STRIP		2/15/1933	3.67	\$ 5,000.00	\$ 2,100.00	\$ 1,842.40	4/13/2009
186677	302 DPTF	9128337T1	US TREASURY STRIP		5/15/1933	4.78	\$ 25,000.00	\$ 7,699.50	\$ 9,098.50	6/9/2008
187240	302 DPTF	9128337T1	US TREASURY STRIP		5/15/1933	4.57	\$ 10,000.00	\$ 3,258.10	\$ 3,639.40	7/11/2008
197116	302 DPTF	9128337T1	US TREASURY STRIP		5/15/1933	4.53	\$ 306,000.00	\$ 109,083.49	\$ 111,365.64	5/11/2010
197209	302 DPTF	9128337T1	US TREASURY STRIP		5/15/1933	4.65	\$ 25,000.00	\$ 8,693.75	\$ 9,098.50	5/14/2010
198716	302 DPTF	9128337T1	US TREASURY STRIP		5/15/1933	4.24	\$ 100,000.00	\$ 38,350.00	\$ 36,394.00	7/13/2010
186347	305 DPTF	9128337T1	US TREASURY STRIP		5/15/1933	4.75	\$ 7,538,000.00	\$ 2,332,634.10	\$ 2,743,379.72	5/22/2008
188175	305 DPTF	9128334W7	US TREASURY STRIP		8/15/1933	4.24	\$ 576,000.00	\$ 202,705.92	\$ 206,461.44	9/22/2008
189275	302 DPTF	9128337U8	US TREASURY STRIP		11/15/1933	4.30	\$ 5,000.00	\$ 1,727.25	\$ 1,770.80	11/21/2008
185241	302 DPTF	9128334X5	US TREASURY STRIP		2/15/1934	4.39	\$ 10,000.00	\$ 3,250.00	\$ 3,488.40	3/27/2008
185637	302 DPTF	9128334X5	US TREASURY STRIP		2/15/1934	4.34	\$ 10,000.00	\$ 3,300.00	\$ 3,488.40	4/16/2008
185897	302 DPTF	9128334X5	US TREASURY STRIP		2/15/1934	4.54	\$ 25,000.00	\$ 7,851.25	\$ 8,721.00	4/28/2008
191134	302 DPTF	9128334X5	US TREASURY STRIP		2/15/1934	3.62	\$ 5,000.00	\$ 2,050.00	\$ 1,744.20	4/13/2009
186678	302 DPTF	9128337V6	US TREASURY STRIP		5/15/1934	4.77	\$ 25,000.00	\$ 7,362.75	\$ 8,625.75	6/9/2008
187241	302 DPTF	9128337V6	US TREASURY STRIP		5/15/1934	4.56	\$ 10,000.00	\$ 3,117.50	\$ 3,450.30	7/11/2008
197117	302 DPTF	9128337V6	US TREASURY STRIP		5/15/1934	4.53	\$ 306,000.00	\$ 104,429.23	\$ 105,579.18	5/11/2010
197210	302 DPTF	9128337V6	US TREASURY STRIP		5/15/1934	4.65	\$ 25,000.00	\$ 8,303.75	\$ 8,625.75	5/14/2010
198717	302 DPTF	9128337V6	US TREASURY STRIP		5/15/1934	4.26	\$ 100,000.00	\$ 36,650.00	\$ 34,503.00	7/13/2010
189276	302 DPTF	9128337W4	US TREASURY STRIP		11/15/1934	4.25	\$ 5,000.00	\$ 1,678.50	\$ 1,678.95	11/21/2008
185242	302 DPTF	9128334Z0	US TREASURY STRIP		2/15/1935	4.38	\$ 10,000.00	\$ 3,120.00	\$ 3,309.80	3/27/2008
185632	302 DPTF	9128334Z0	US TREASURY STRIP		2/15/1935	4.35	\$ 10,000.00	\$ 3,150.00	\$ 3,309.80	4/16/2008
185898	302 DPTF	9128334Z0	US TREASURY STRIP		2/15/1935	4.52	\$ 25,000.00	\$ 7,546.00	\$ 8,274.50	4/28/2008
191135	302 DPTF	9128334Z0	US TREASURY STRIP		2/15/1935	3.58	\$ 5,000.00	\$ 2,000.00	\$ 1,654.90	4/13/2009
186679	302 DPTF	912833X88	US TREASURY STRIP		5/15/1935	4.75	\$ 25,000.00	\$ 7,060.75	\$ 8,174.25	6/9/2008
187242	302 DPTF	912833X88	US TREASURY STRIP		5/15/1935	4.54	\$ 10,000.00	\$ 2,998.90	\$ 3,269.70	7/11/2008
197118	302 DPTF	912833X88	US TREASURY STRIP		5/15/1935	4.53	\$ 306,000.00	\$ 99,845.35	\$ 100,052.82	5/11/2010
197211	302 DPTF	912833X88	US TREASURY STRIP		5/15/1935	4.65	\$ 25,000.00	\$ 7,921.25	\$ 8,174.25	5/14/2010
198718	302 DPTF	912833X88	US TREASURY STRIP		5/15/1935	4.25	\$ 100,000.00	\$ 35,200.00	\$ 32,697.00	7/13/2010
189277	302 DPTF	912833X96	US TREASURY STRIP		11/15/1935	4.19	\$ 5,000.00	\$ 1,633.15	\$ 1,593.25	11/21/2008
185243	302 DPTF	9128335B2	US TREASURY STRIP		2/15/1936	4.33	\$ 10,000.00	\$ 3,025.00	\$ 3,144.80	3/27/2008
185633	302 DPTF	9128335B2	US TREASURY STRIP		2/15/1936	4.28	\$ 10,000.00	\$ 3,075.00	\$ 3,144.80	4/16/2008
185899	302 DPTF	9128335B2	US TREASURY STRIP		2/15/1936	4.51	\$ 25,000.00	\$ 7,235.75	\$ 7,862.00	4/28/2008
191136	302 DPTF	9128335B2	US TREASURY STRIP		2/15/1936	3.54	\$ 5,000.00	\$ 1,950.00	\$ 1,572.40	4/13/2009
186680	302 DPTF	912833Y20	US TREASURY STRIP		5/15/1936	4.73	\$ 25,000.00	\$ 6,773.75	\$ 7,757.00	6/9/2008
187243	302 DPTF	912833Y20	US TREASURY STRIP		5/15/1936	4.51	\$ 10,000.00	\$ 2,888.50	\$ 3,102.80	7/11/2008
197119	302 DPTF	912833Y20	US TREASURY STRIP		5/15/1936	4.54	\$ 306,000.00	\$ 95,114.59	\$ 94,945.68	5/11/2010
197212	302 DPTF	912833Y20	US TREASURY STRIP		5/15/1936	4.66	\$ 25,000.00	\$ 7,554.00	\$ 7,757.00	5/14/2010
198719	302 DPTF	912833Y20	US TREASURY STRIP		5/15/1936	4.27	\$ 100,000.00	\$ 33,600.00	\$ 31,028.00	7/13/2010
189278	302 DPTF	912833Y38	US TREASURY STRIP		11/15/1936	4.15	\$ 5,000.00	\$ 1,584.10	\$ 1,510.45	11/21/2008
185244	302 DPTF	9128337F1	US TREASURY STRIP		2/15/1937	4.33	\$ 10,000.00	\$ 2,900.00	\$ 2,980.20	3/27/2008
185634	302 DPTF	9128337F1	US TREASURY STRIP		2/15/1937	4.28	\$ 10,000.00	\$ 2,950.00	\$ 2,980.20	4/16/2008
185900	302 DPTF	9128337F1	US TREASURY STRIP		2/15/1937	4.52	\$ 25,000.00	\$ 6,905.00	\$ 7,450.50	4/28/2008
191138	302 DPTF	9128337F1	US TREASURY STRIP		2/15/1937	3.51	\$ 5,000.00	\$ 1,900.00	\$ 1,490.10	4/13/2009
186681	302 DPTF	912833Y46	US TREASURY STRIP		5/15/1937	4.71	\$ 25,000.00	\$ 6,501.00	\$ 7,352.00	6/9/2008
187244	302 DPTF	912833Y46	US TREASURY STRIP		5/15/1937	4.48	\$ 10,000.00	\$ 2,789.90	\$ 2,940.80	7/11/2008
197121	302 DPTF	912833Y46	US TREASURY STRIP		5/15/1937	4.56	\$ 306,000.00	\$ 90,637.81	\$ 89,988.48	5/11/2010
197213	302 DPTF	912833Y46	US TREASURY STRIP		5/15/1937	4.62	\$ 25,000.00	\$ 7,288.75	\$ 7,352.00	5/14/2010
198720	302 DPTF	912833Y46	US TREASURY STRIP		5/15/1937	4.31	\$ 100,000.00	\$ 31,810.00	\$ 29,408.00	7/13/2010
189279	302 DPTF	912834AD0	US TREASURY STRIP		11/15/1937	4.10	\$ 5,000.00	\$ 1,542.10	\$ 1,432.70	11/21/2008
191137	302 DPTF	912833Z60	US TREASURY STRIP		2/15/1938	3.38	\$ 5,000.00	\$ 1,900.00	\$ 1,414.70	4/13/2009
197123	302 DPTF	912834AE8	US TREASURY STRIP		5/15/1938	4.56	\$ 306,000.00	\$ 86,531.29	\$ 85,536.18	5/11/2010
197214	302 DPTF	912834AE8	US TREASURY STRIP		5/15/1938	4.67	\$ 25,000.00	\$ 6,861.25	\$ 6,988.25	5/14/2010
198721	302 DPTF	912834AE8	US TREASURY STRIP		5/15/1938	4.30	\$ 100,000.00	\$ 30,580.00	\$ 27,953.00	7/13/2010

PGM: INVS_MONTHEND_INVENTORY
 SOURCE: VisualQED
 MODEL: INVENTORY
 BASIS: SETTLEMENT
 AS-OF: 6/30/2011

**JOSH MANDEL
 TREASURER, STATE OF OHIO**

INVESTMENT INVENTORY
 SETTLED POSITIONS AS OF: 06/30/11

INVST#	FUND	CUSIP	DESCRIPTION	RATE	MATURITY	YIELD	PAR AMOUNT	BOOK VALUE	MARKET VALUE	1ST PUR
197124	302 DPTF	912834DV7	US TREASURY STRIP		5/15/1939	4.57	\$ 306,000.00	\$ 82,568.59	\$ 81,285.84	5/11/2010
197215	302 DPTF	912834DV7	US TREASURY STRIP		5/15/1939	4.69	\$ 25,000.00	\$ 6,511.00	\$ 6,641.00	5/14/2010
198722	302 DPTF	912834DV7	US TREASURY STRIP		5/15/1939	4.32	\$ 100,000.00	\$ 29,132.00	\$ 26,564.00	7/13/2010
							\$ 267,660,000.00	\$ 155,122,420.22	\$ 185,229,493.66	
							\$ 855,852,362.75	\$ 495,784,906.00	\$ 716,307,310.76	
205764	400 STAR	36960MU19	GENERAL ELECTRIC COMPANY	0.13	7/1/2011	0.13	\$ 38,000,000.00	\$ 37,994,648.33	\$ 37,994,648.33	5/23/2011
205519	400 STAR	4662J1U57	JP MORGAN CHASE & CO	0.10	7/5/2011	0.10	\$ 49,000,000.00	\$ 48,991,833.33	\$ 48,991,833.33	5/6/2011
206547	400 STAR	1667T1U82	CHEVRON CORPORATION	0.02	7/8/2011	0.02	\$ 44,000,000.00	\$ 43,999,804.44	\$ 43,999,804.44	6/30/2011
206554	400 STAR	1667T1U82	CHEVRON CORPORATION	0.02	7/8/2011	0.02	\$ 50,000,000.00	\$ 49,999,777.78	\$ 49,999,777.78	6/30/2011
205853	400 STAR	4662J1UB4	JP MORGAN CHASE & CO	0.10	7/11/2011	0.10	\$ 24,294,000.00	\$ 24,290,760.80	\$ 24,290,760.80	5/24/2011
205628	400 STAR	06416KUC2	BANK OF NOVA SCOTIA	0.14	7/12/2011	0.14	\$ 50,000,000.00	\$ 49,988,750.00	\$ 49,988,750.00	5/13/2011
205629	400 STAR	06416KUC2	BANK OF NOVA SCOTIA	0.14	7/12/2011	0.14	\$ 44,000,000.00	\$ 43,990,100.00	\$ 43,990,100.00	5/13/2011
206521	400 STAR	4662J1UC2	JP MORGAN CHASE & CO	0.05	7/12/2011	0.05	\$ 20,000,000.00	\$ 19,999,638.89	\$ 19,999,638.89	6/29/2011
206536	400 STAR	4497W1UD6	ING (US) FUNDING	0.12	7/13/2011	0.12	\$ 50,000,000.00	\$ 49,997,666.67	\$ 49,997,666.67	6/29/2011
206537	400 STAR	4497W1UD6	ING (US) FUNDING	0.12	7/13/2011	0.12	\$ 20,000,000.00	\$ 19,999,066.67	\$ 19,999,066.67	6/29/2011
206542	400 STAR	4497W1UD6	ING (US) FUNDING	0.12	7/13/2011	0.12	\$ 24,000,000.00	\$ 23,998,960.00	\$ 23,998,960.00	6/30/2011
206562	400 STAR	4497W1UF1	ING (US) FUNDING	0.12	7/15/2011	0.12	\$ 24,000,000.00	\$ 23,998,800.00	\$ 23,998,800.00	6/30/2011
206522	400 STAR	36959SV91	GENERAL ELECTRIC CAPITAL CORP	0.09	8/9/2011	0.09	\$ 27,000,000.00	\$ 26,997,232.50	\$ 26,997,232.50	6/29/2011
206561	400 STAR	36959SVA8	GENERAL ELECTRIC CAPITAL SERV	0.09	8/10/2011	0.09	\$ 29,000,000.00	\$ 28,997,027.50	\$ 28,997,027.50	6/30/2011
							\$ 493,294,000.00	\$ 493,244,066.91	\$ 493,244,066.91	
199865	400 STAR	31331JZZ9	FFCB DEBENTURE	0.31	9/1/2011	0.31	\$ 25,000,000.00	\$ 25,000,000.00	\$ 25,008,750.00	9/1/2010
205334	400 STAR	31331KEU0	FFCB DEBENTURE	0.23	3/23/2012	0.23	\$ 25,000,000.00	\$ 25,000,000.00	\$ 24,987,750.00	5/2/2011
205213	400 STAR	31331KHZ6	FFCB DEBENTURE	0.27	4/25/2012	0.29	\$ 25,000,000.00	\$ 24,996,375.00	\$ 24,992,000.00	4/25/2011
							\$ 75,000,000.00	\$ 74,996,375.00	\$ 74,988,500.00	
205542	400 STAR	313312HW3	FFCB DISCOUNT NOTE	0.02	7/8/2011	0.02	\$ 25,000,000.00	\$ 24,999,166.67	\$ 25,000,000.00	5/9/2011
201468	400 STAR	313312KG4	FFCB DISCOUNT NOTE	0.23	8/11/2011	0.23	\$ 50,000,000.00	\$ 49,906,402.78	\$ 49,999,000.00	10/22/2010
204430	400 STAR	313312NJ5	FFCB DISCOUNT NOTE	0.19	10/24/2011	0.19	\$ 25,000,000.00	\$ 24,973,215.28	\$ 24,996,750.00	4/4/2011
204490	400 STAR	313312UA6	FFCB DISCOUNT NOTE	0.27	3/8/2012	0.28	\$ 25,000,000.00	\$ 24,937,187.50	\$ 24,977,250.00	4/8/2011
							\$ 125,000,000.00	\$ 124,815,972.23	\$ 124,973,000.00	
201493	400 STAR	313371JB3	FHLB DEBENTURE	0.24	8/1/2011	0.25	\$ 25,000,000.00	\$ 24,998,132.50	\$ 25,003,000.00	11/1/2010
203519	400 STAR	313372LH5	FHLB DEBENTURE	0.19	8/11/2011	0.21	\$ 25,000,000.00	\$ 24,997,357.00	\$ 25,002,500.00	2/11/2011
204027	400 STAR	313372WQ3	FHLB DEBENTURE	0.17	9/16/2011	0.20	\$ 25,000,000.00	\$ 24,996,337.00	\$ 25,003,750.00	3/16/2011
204159	400 STAR	313372WQ3	FHLB DEBENTURE	0.17	9/16/2011	0.17	\$ 25,000,000.00	\$ 24,999,500.00	\$ 25,003,750.00	3/22/2011
203885	400 STAR	313372SB1	FHLB DEBENTURE	0.23	10/21/2011	0.23	\$ 25,000,000.00	\$ 25,000,000.00	\$ 25,010,000.00	2/25/2011
203442	400 STAR	313372KA1	FHLB DEBENTURE	0.25	11/4/2011	0.27	\$ 25,000,000.00	\$ 24,996,663.25	\$ 25,012,750.00	2/4/2011
205358	400 STAR	313373QA3	FHLB DEBENTURE	0.13	11/9/2011	0.14	\$ 50,000,000.00	\$ 49,996,700.00	\$ 50,005,500.00	5/9/2011
205446	400 STAR	313373RJ3	FHLB DEBENTURE	0.12	11/10/2011	0.14	\$ 25,000,000.00	\$ 24,997,000.00	\$ 25,001,750.00	5/10/2011
203755	400 STAR	313372S88	FHLB DEBENTURE	0.25	11/22/2011	0.25	\$ 25,000,000.00	\$ 25,000,000.00	\$ 25,014,750.00	2/22/2011
201815	400 STAR	313371P26	FHLB DEBENTURE	0.30	11/23/2011	0.30	\$ 25,000,000.00	\$ 25,000,000.00	\$ 25,022,750.00	11/23/2010
204258	400 STAR	313373V0	FHLB DEBENTURE	0.20	12/28/2011	0.24	\$ 25,000,000.00	\$ 24,992,649.50	\$ 25,004,250.00	3/28/2011
204160	400 STAR	3133732T8	FHLB DEBENTURE	0.19	1/9/2012	0.23	\$ 25,000,000.00	\$ 24,991,250.00	\$ 24,997,750.00	3/24/2011
204431	400 STAR	313373DS8	FHLB DEBENTURE	0.24	1/12/2012	0.26	\$ 25,000,000.00	\$ 24,996,261.00	\$ 25,002,750.00	4/12/2011
205540	400 STAR	313373SK9	FHLB DEBENTURE	0.15	2/23/2012	0.17	\$ 25,000,000.00	\$ 24,997,250.00	\$ 24,997,750.00	5/20/2011
204982	400 STAR	313373J60	FHLB DEBENTURE	0.34	5/11/2012	0.34	\$ 25,000,000.00	\$ 25,000,000.00	\$ 25,003,250.00	4/25/2011
205861	400 STAR	313373ZM7	FHLB DEBENTURE	0.22	6/6/2012	0.23	\$ 25,000,000.00	\$ 24,996,581.75	\$ 24,976,250.00	6/6/2011
206278	400 STAR	313374F70	FHLB DEBENTURE	0.33	7/16/2012	0.33	\$ 25,000,000.00	\$ 25,000,000.00	\$ 24,969,500.00	6/29/2011
							\$ 450,000,000.00	\$ 449,955,682.00	\$ 450,012,000.00	
203754	400 STAR	313372L51	FHLB DEBENTURE (INT@MAT)	0.19	8/25/2011	0.19	\$ 25,000,000.00	\$ 25,000,000.00	\$ 25,003,250.00	2/25/2011
203753	400 STAR	313372S62	FHLB DEBENTURE (INT@MAT)	0.23	10/21/2011	0.23	\$ 25,000,000.00	\$ 24,999,675.00	\$ 25,010,000.00	2/22/2011
205539	400 STAR	313373SL7	FHLB DEBENTURE (INT@MAT)	0.09	11/18/2011	0.12	\$ 25,000,000.00	\$ 24,996,500.00	\$ 24,999,000.00	5/20/2011
205615	400 STAR	313373SL7	FHLB DEBENTURE (INT@MAT)	0.09	11/18/2011	0.12	\$ 25,000,000.00	\$ 24,996,000.00	\$ 24,999,000.00	5/23/2011

PGM: INVS_MONTHEND_INVENTORY
 SOURCE: VisualQED
 MODEL: INVENTORY
 BASIS: SETTLEMENT
 AS-OF: 6/30/2011

**JOSH MANDEL
 TREASURER, STATE OF OHIO**

INVESTMENT INVENTORY
 SETTLED POSITIONS AS OF: 06/30/11

INVT#	FUND	CUSIP	DESCRIPTION	RATE	MATURITY	YIELD	PAR AMOUNT	BOOK VALUE	MARKET VALUE	1ST PUR
204120	400 STAR	3133732C5	FHLB DEBENTURE (INT@MAT)	0.19	12/16/2011	0.21	\$ 25,000,000.00	\$ 24,995,500.00	\$ 25,005,750.00	3/16/2011
							\$ 125,000,000.00	\$ 124,987,675.00	\$ 125,017,000.00	
205518	400 STAR	313384JA8	FHLB DISCOUNT NOTE	0.02	7/12/2011	0.02	\$ 25,000,000.00	\$ 24,999,069.44	\$ 24,999,750.00	5/6/2011
206218	400 STAR	313384JB6	FHLB DISCOUNT NOTE	0.04	7/13/2011	0.04	\$ 25,000,000.00	\$ 24,999,222.22	\$ 24,999,750.00	6/15/2011
206570	400 STAR	313384JB6	FHLB DISCOUNT NOTE	0.00	7/13/2011	0.00	\$ 20,400,000.00	\$ 20,399,970.53	\$ 20,399,796.00	6/30/2011
206571	400 STAR	313384JB6	FHLB DISCOUNT NOTE	0.00	7/13/2011	0.00	\$ 18,800,000.00	\$ 18,799,993.21	\$ 18,799,812.00	6/30/2011
206280	400 STAR	313384JD2	FHLB DISCOUNT NOTE	0.04	7/15/2011	0.04	\$ 25,000,000.00	\$ 24,999,222.22	\$ 24,999,750.00	6/17/2011
206209	400 STAR	313384JL4	FHLB DISCOUNT NOTE	0.04	7/22/2011	0.04	\$ 25,000,000.00	\$ 24,998,944.44	\$ 24,999,750.00	6/14/2011
206217	400 STAR	313384JL4	FHLB DISCOUNT NOTE	0.04	7/22/2011	0.04	\$ 25,000,000.00	\$ 24,998,972.22	\$ 24,999,750.00	6/15/2011
205543	400 STAR	313384JW0	FHLB DISCOUNT NOTE	0.03	8/1/2011	0.03	\$ 25,000,000.00	\$ 24,998,250.00	\$ 24,999,500.00	5/9/2011
206012	400 STAR	313384JX8	FHLB DISCOUNT NOTE	0.07	8/2/2011	0.07	\$ 25,000,000.00	\$ 24,997,083.33	\$ 24,999,500.00	6/3/2011
206574	400 STAR	313384JX8	FHLB DISCOUNT NOTE	0.01	8/2/2011	0.01	\$ 26,700,000.00	\$ 26,699,755.25	\$ 26,699,466.00	6/30/2011
206281	400 STAR	313384JY6	FHLB DISCOUNT NOTE	0.06	8/3/2011	0.06	\$ 25,000,000.00	\$ 24,998,041.67	\$ 24,999,500.00	6/17/2011
206573	400 STAR	313384KN8	FHLB DISCOUNT NOTE	0.02	8/17/2011	0.02	\$ 25,000,000.00	\$ 24,999,333.33	\$ 24,999,250.00	6/30/2011
206430	400 STAR	313384KQ1	FHLB DISCOUNT NOTE	0.02	8/19/2011	0.02	\$ 50,000,000.00	\$ 49,998,444.44	\$ 49,998,500.00	6/24/2011
205932	400 STAR	313384KV0	FHLB DISCOUNT NOTE	0.08	8/24/2011	0.08	\$ 25,000,000.00	\$ 24,995,364.58	\$ 24,999,250.00	5/27/2011
206351	400 STAR	313384KV0	FHLB DISCOUNT NOTE	0.04	8/24/2011	0.04	\$ 50,000,000.00	\$ 49,996,444.44	\$ 49,998,500.00	6/21/2011
206452	400 STAR	313384KX6	FHLB DISCOUNT NOTE	0.03	8/26/2011	0.03	\$ 25,000,000.00	\$ 24,998,906.25	\$ 24,999,250.00	6/24/2011
206480	400 STAR	313384KX6	FHLB DISCOUNT NOTE	0.02	8/26/2011	0.02	\$ 50,000,000.00	\$ 49,998,333.33	\$ 49,998,500.00	6/27/2011
206534	400 STAR	313384LC1	FHLB DISCOUNT NOTE	0.02	8/31/2011	0.02	\$ 50,000,000.00	\$ 49,998,277.78	\$ 49,998,500.00	6/30/2011
206013	400 STAR	313384LE7	FHLB DISCOUNT NOTE	0.09	9/2/2011	0.09	\$ 25,000,000.00	\$ 24,994,312.50	\$ 24,998,750.00	6/3/2011
206396	400 STAR	313384LZ0	FHLB DISCOUNT NOTE	0.07	9/21/2011	0.07	\$ 15,000,000.00	\$ 14,997,535.42	\$ 14,998,950.00	6/22/2011
							\$ 580,900,000.00	\$ 580,865,476.60	\$ 580,885,774.00	
205719	400 STAR	313396HT3	FHLMC DISCOUNT NOTE	0.04	7/5/2011	0.04	\$ 2,695,000.00	\$ 2,694,859.26	\$ 2,695,000.00	5/19/2011
206177	400 STAR	313396HT3	FHLMC DISCOUNT NOTE	0.04	7/5/2011	0.04	\$ 25,000,000.00	\$ 24,999,388.89	\$ 25,000,000.00	6/13/2011
206022	400 STAR	313396HW6	FHLMC DISCOUNT NOTE	0.06	7/8/2011	0.06	\$ 25,000,000.00	\$ 24,998,663.19	\$ 25,000,000.00	6/3/2011
206261	400 STAR	313396HZ9	FHLMC DISCOUNT NOTE	0.03	7/11/2011	0.03	\$ 38,889,000.00	\$ 38,888,189.81	\$ 38,888,611.11	6/16/2011
206210	400 STAR	313396JB0	FHLMC DISCOUNT NOTE	0.04	7/13/2011	0.04	\$ 35,750,000.00	\$ 35,748,848.06	\$ 35,749,642.50	6/14/2011
205876	400 STAR	313396JD6	FHLMC DISCOUNT NOTE	0.05	7/15/2011	0.05	\$ 50,000,000.00	\$ 49,996,458.33	\$ 49,999,500.00	5/25/2011
205524	400 STAR	313396JG9	FHLMC DISCOUNT NOTE	0.02	7/18/2011	0.02	\$ 25,000,000.00	\$ 24,998,986.11	\$ 24,999,750.00	5/6/2011
206558	400 STAR	313396KD4	FHLMC DISCOUNT NOTE	0.01	8/8/2011	0.01	\$ 13,948,000.00	\$ 13,947,721.04	\$ 13,947,721.04	6/30/2011
204185	400 STAR	313396KE2	FHLMC DISCOUNT NOTE	0.14	8/9/2011	0.15	\$ 40,000,000.00	\$ 39,976,961.11	\$ 39,999,200.00	3/17/2011
205247	400 STAR	313396KF9	FHLMC DISCOUNT NOTE	0.10	8/10/2011	0.10	\$ 25,000,000.00	\$ 24,992,291.67	\$ 24,999,500.00	4/21/2011
206559	400 STAR	313396KF9	FHLMC DISCOUNT NOTE	0.02	8/10/2011	0.02	\$ 32,000,000.00	\$ 31,999,271.11	\$ 31,999,360.00	6/30/2011
201855	400 STAR	313396KM4	FHLMC DISCOUNT NOTE	0.20	8/16/2011	0.20	\$ 50,000,000.00	\$ 49,922,222.22	\$ 49,998,500.00	11/9/2010
206535	400 STAR	313396KP7	FHLMC DISCOUNT NOTE	0.03	8/18/2011	0.03	\$ 20,000,000.00	\$ 19,999,305.56	\$ 19,999,400.00	6/29/2011
205283	400 STAR	313396KW2	FHLMC DISCOUNT NOTE	0.10	8/25/2011	0.10	\$ 25,000,000.00	\$ 24,991,597.22	\$ 24,999,250.00	4/26/2011
205983	400 STAR	313396LA9	FHLMC DISCOUNT NOTE	0.09	8/29/2011	0.09	\$ 25,000,000.00	\$ 24,994,805.56	\$ 24,999,250.00	6/2/2011
206398	400 STAR	313396LA9	FHLMC DISCOUNT NOTE	0.04	8/29/2011	0.04	\$ 45,200,000.00	\$ 45,196,584.89	\$ 45,198,644.00	6/22/2011
205306	400 STAR	313396LB7	FHLMC DISCOUNT NOTE	0.10	8/30/2011	0.10	\$ 25,000,000.00	\$ 24,991,250.00	\$ 24,999,250.00	4/26/2011
206397	400 STAR	313396LZ4	FHLMC DISCOUNT NOTE	0.07	9/21/2011	0.07	\$ 13,500,000.00	\$ 13,497,611.25	\$ 13,499,055.00	6/22/2011
205336	400 STAR	313396MF7	FHLMC DISCOUNT NOTE	0.12	9/27/2011	0.12	\$ 25,000,000.00	\$ 24,987,333.33	\$ 24,998,250.00	4/28/2011
205956	400 STAR	313396MQ3	FHLMC DISCOUNT NOTE	0.08	10/6/2011	0.08	\$ 25,000,000.00	\$ 24,992,944.44	\$ 24,997,250.00	6/1/2011
204836	400 STAR	313396MV2	FHLMC DISCOUNT NOTE	0.14	10/11/2011	0.14	\$ 22,700,000.00	\$ 22,683,933.44	\$ 22,697,503.00	4/12/2011
205632	400 STAR	313396PZ0	FHLMC DISCOUNT NOTE	0.10	12/2/2011	0.10	\$ 25,000,000.00	\$ 24,986,111.11	\$ 24,990,250.00	5/16/2011
204074	400 STAR	313396QL0	FHLMC DISCOUNT NOTE	0.20	12/13/2011	0.20	\$ 25,000,000.00	\$ 24,961,250.00	\$ 24,989,750.00	3/9/2011
206350	400 STAR	313396QS5	FHLMC DISCOUNT NOTE	0.14	12/19/2011	0.14	\$ 25,000,000.00	\$ 24,983,031.25	\$ 24,989,250.00	6/21/2011
205616	400 STAR	313396RS4	FHLMC DISCOUNT NOTE	0.11	1/12/2012	0.11	\$ 25,000,000.00	\$ 24,981,284.72	\$ 24,985,000.00	5/12/2011
							\$ 689,682,000.00	\$ 689,411,031.43	\$ 689,618,886.65	
205308	400 STAR	313588HU2	FNMA DISCOUNT NOTE	0.06	7/6/2011	0.06	\$ 50,000,000.00	\$ 49,994,083.33	\$ 50,000,000.00	4/26/2011
205722	400 STAR	313588HU2	FNMA DISCOUNT NOTE	0.04	7/6/2011	0.04	\$ 3,800,000.00	\$ 3,799,797.33	\$ 3,800,000.00	5/19/2011
206063	400 STAR	313588HW8	FNMA DISCOUNT NOTE	0.05	7/8/2011	0.05	\$ 30,323,000.00	\$ 30,321,694.43	\$ 30,323,000.00	6/7/2011
206035	400 STAR	313588JA4	FNMA DISCOUNT NOTE	0.06	7/12/2011	0.06	\$ 25,000,000.00	\$ 24,998,625.00	\$ 24,999,750.00	6/6/2011
206557	400 STAR	313588JB2	FNMA DISCOUNT NOTE	0.01	7/13/2011	0.01	\$ 40,000,000.00	\$ 39,999,927.78	\$ 39,999,600.00	6/30/2011

PGM: INVS_MONTHEND_INVENTORY
 SOURCE: VisualQED
 MODEL: INVENTORY
 BASIS: SETTLEMENT
 AS-OF: 6/30/2011

JOSH MANDEL
TREASURER, STATE OF OHIO

INVESTMENT INVENTORY
 SETTLED POSITIONS AS OF: 06/30/11

INVS#	FUND	CUSIP	DESCRIPTION	RATE	MATURITY	YIELD	PAR AMOUNT	BOOK VALUE	MARKET VALUE	1ST PUR
201448	400 STAR	313588JG1	FNMA DISCOUNT NOTE	0.22	7/18/2011	0.22	\$ 50,000,000.00	\$ 49,917,805.56	\$ 49,999,500.00	10/22/2010
206233	400 STAR	313588JK2	FNMA DISCOUNT NOTE	0.06	7/21/2011	0.06	\$ 20,000,000.00	\$ 19,998,900.00	\$ 19,999,800.00	6/15/2011
206569	400 STAR	313588JP1	FNMA DISCOUNT NOTE	0.01	7/25/2011	0.01	\$ 22,400,000.00	\$ 22,399,844.44	\$ 22,399,776.00	6/30/2011
206277	400 STAR	313588JW6	FNMA DISCOUNT NOTE	0.06	8/1/2011	0.06	\$ 25,000,000.00	\$ 24,998,281.25	\$ 24,999,500.00	6/17/2011
205465	400 STAR	313588JY2	FNMA DISCOUNT NOTE	0.05	8/3/2011	0.05	\$ 25,000,000.00	\$ 24,996,840.28	\$ 24,999,500.00	5/4/2011
204194	400 STAR	313588KD6	FNMA DISCOUNT NOTE	0.15	8/8/2011	0.15	\$ 25,000,000.00	\$ 24,985,104.17	\$ 24,999,500.00	3/18/2011
205945	400 STAR	313588KF1	FNMA DISCOUNT NOTE	0.07	8/10/2011	0.07	\$ 25,000,000.00	\$ 24,996,548.61	\$ 24,999,500.00	5/31/2011
206320	400 STAR	313588KN4	FNMA DISCOUNT NOTE	0.07	8/17/2011	0.07	\$ 22,000,000.00	\$ 21,997,696.11	\$ 21,999,340.00	6/20/2011
205130	400 STAR	313588LD5	FNMA DISCOUNT NOTE	0.11	9/1/2011	0.11	\$ 25,000,000.00	\$ 24,989,381.94	\$ 24,998,750.00	4/15/2011
205588	400 STAR	313588LJ2	FNMA DISCOUNT NOTE	0.06	9/6/2011	0.06	\$ 25,000,000.00	\$ 24,995,083.33	\$ 24,998,500.00	5/11/2011
206395	400 STAR	313588LK9	FNMA DISCOUNT NOTE	0.06	9/7/2011	0.06	\$ 25,000,000.00	\$ 24,996,833.33	\$ 24,998,500.00	6/23/2011
205375	400 STAR	313588LR4	FNMA DISCOUNT NOTE	0.10	9/13/2011	0.10	\$ 25,000,000.00	\$ 24,990,486.11	\$ 24,998,500.00	4/29/2011
206513	400 STAR	313588LT0	FNMA DISCOUNT NOTE	0.04	9/15/2011	0.04	\$ 50,000,000.00	\$ 49,995,611.11	\$ 49,997,000.00	6/28/2011
206512	400 STAR	313588LX1	FNMA DISCOUNT NOTE	0.04	9/19/2011	0.04	\$ 25,000,000.00	\$ 24,997,694.44	\$ 24,998,250.00	6/28/2011
205190	400 STAR	313588ME2	FNMA DISCOUNT NOTE	0.13	9/26/2011	0.13	\$ 25,000,000.00	\$ 24,985,645.83	\$ 24,998,250.00	4/20/2011
205118	400 STAR	313588MW2	FNMA DISCOUNT NOTE	0.15	10/12/2011	0.15	\$ 25,000,000.00	\$ 24,981,875.00	\$ 24,997,250.00	4/15/2011
205244	400 STAR	313588MW2	FNMA DISCOUNT NOTE	0.14	10/12/2011	0.14	\$ 25,000,000.00	\$ 24,983,083.33	\$ 24,997,250.00	4/21/2011
206494	400 STAR	313588NL5	FNMA DISCOUNT NOTE	0.06	10/26/2011	0.06	\$ 24,000,000.00	\$ 23,995,160.00	\$ 23,996,880.00	6/27/2011
205224	400 STAR	313588PN9	FNMA DISCOUNT NOTE	0.15	11/21/2011	0.15	\$ 25,000,000.00	\$ 24,977,604.17	\$ 24,993,000.00	4/20/2011
206453	400 STAR	313588PQ2	FNMA DISCOUNT NOTE	0.10	11/23/2011	0.10	\$ 25,000,000.00	\$ 24,989,444.44	\$ 24,993,000.00	6/24/2011
206399	400 STAR	313588QM0	FNMA DISCOUNT NOTE	0.13	12/14/2011	0.13	\$ 25,000,000.00	\$ 24,984,201.39	\$ 24,989,500.00	6/22/2011
206075	400 STAR	313588RD9	FNMA DISCOUNT NOTE	0.12	12/30/2011	0.12	\$ 25,000,000.00	\$ 24,983,333.33	\$ 24,988,500.00	6/13/2011
206219	400 STAR	313588RD9	FNMA DISCOUNT NOTE	0.13	12/30/2011	0.13	\$ 25,000,000.00	\$ 24,982,576.39	\$ 24,988,500.00	6/20/2011
206250	400 STAR	313588RH0	FNMA DISCOUNT NOTE	0.14	1/3/2012	0.14	\$ 25,000,000.00	\$ 24,980,555.56	\$ 24,985,750.00	6/17/2011
205614	400 STAR	313588WH4	FNMA DISCOUNT NOTE	0.20	5/2/2012	0.20	\$ 25,000,000.00	\$ 24,950,694.44	\$ 24,961,750.00	5/13/2011
							\$ 812,523,000.00	\$ 812,164,412.43	\$ 812,397,896.00	
184488	400 STAR	38141W273	GOLDMAN SACHS FIN SQ GOVT #465	0.01		0.01	\$ 465,649,002.72	\$ 465,649,002.72	\$ 465,649,002.72	1/28/2008
184633	400 STAR	4812C0670	JP MORGAN US GOVT MMKT #3164	0.01		0.01	\$ 470,865,507.98	\$ 470,865,507.98	\$ 470,865,507.98	2/6/2008
							\$ 936,514,510.70	\$ 936,514,510.70	\$ 936,514,510.70	
205863	400 STAR	INTCK0028	INTEREST BEARING CHECKING (STAR)	0.10			\$ 100,000,000.00	\$ 100,000,000.00	\$ 100,000,000.00	5/24/2011
							\$ 100,000,000.00	\$ 100,000,000.00	\$ 100,000,000.00	
							\$ 4,387,913,510.70	\$ 4,386,955,202.30	\$ 4,387,651,634.26	
							\$ 12,675,762,391.58	\$ 12,313,070,981.21	\$ 12,534,964,265.95	