



**JOSH MANDEL**  
STATE TREASURER OF OHIO

# Monthly Portfolio Review

September 2011



# JOSH MANDEL

## STATE TREASURER OF OHIO

## **Table of Contents**

### **I. Investment Philosophy**

### **II. Economic Outlook and Portfolio Strategy**

### **III. Summary of Portfolios**

- **Regular Account**
- **Buckeye Tobacco Funds**
- **Ohio Lottery DPTF Structured Account**
- **STAR Ohio**

### **VI. Transaction Activity**

### **V. Portfolio Holdings**



# JOSH MANDEL

## STATE TREASURER OF OHIO

## Investment Philosophy

### A. Investment Objectives

- *Preservation of Principal*
- *Maintenance of Liquidity*
- *Maximize Return*

### B. Standard of Prudence

**The standard of prudence to be applied to the investment of the State Portfolio shall be the industry standard "Prudent Investor Rule," which states:**

*"Investments shall be made with the judgment and care, under circumstances then prevailing which persons of prudence, discretion and intelligence exercise in the management of their own affairs, not for speculation, but for investment, considering the probable safety of their capital as well as the probable income to be derived."*



# JOSH MANDEL

## STATE TREASURER OF OHIO

## Economic Outlook

### • Federal Reserve & Interest Rates

- The fed funds target rate (FFTR) remained flat at 0.00 – 0.25 %. The Federal Open Market Committee (FOMC) currently anticipates that economic conditions, including low rates of resource utilization and a subdued outlook for inflation over the medium-run, are likely to warrant exceptionally low levels for the FFTR at least through mid-2013.
- Members of the committee feel that inflation risks are “roughly balanced” and that the slow economic growth does not necessarily signal a contracting economy.
- The FOMC will maintain its current policy of reinvesting principal payments from its securities holdings.

### • Inflation

#### *Producer Price Index*

- The producer price index (PPI) for September increased 0.8% (flat in August) as energy indices and food costs rose considerably after decreasing in recent months. Core PPI rose 0.2%, which was slightly more than expected (+0.1% in August), largely driven by increases in light truck and household consumer product costs.

#### *Consumer Price Index*

- The Consumer Price Index (CPI) rose 0.3% in September (+0.4 % in August), in-line with expectations, still driven by rising gasoline and food prices. Core CPI rose 0.1% (0.2% in August), which was slightly less than expected, and is expected to retreat even further in the coming months due to falling commodity costs and consumer resistance.



# JOSH MANDEL

## STATE TREASURER OF OHIO

## Economic Outlook

### • Housing

- Across the country, September housing starts were up 15% to an annual pace of 658,000. This was up 86,000 from a revised August number, and much more than the 590,000 expected by economists. Building permits fell 5.0% in September, compared to an expected decrease of 2.4%.
- Mortgage applications, on average, were up more than 1% for September while mortgage rates continued to fall.
- Ohio home sales for September came in at 8,866 units. Although down from 10,094 units in August, that is still an increase of 14.4% when compared to September 2010. The average sale price increased to \$130,965 from \$129,400 in September of 2010, representing a YoY increase of 1.2%.

### • Labor Market

- U.S. unemployment for September held at 9.1% with roughly 14 million Americans unemployed.
- Average hourly earnings rose 0.2% in September, which was in-line with expectations. This is compared to a decline of 0.1% in August.
- In September, job gains occurred in professional and business services, health care, and construction while government employment continued to trend down.
- The Ohio unemployment rate for September was unchanged at 9.1%.
- Ohio's September unemployment rate is down from 9.8% in September 2010.
- The number of unemployed workers in Ohio in September fell to 534,000 from 536,000 in August. The number of unemployed has decreased by 43,000 in the past 12 months from 577,000.



# JOSH MANDEL

## STATE TREASURER OF OHIO

## Economic Outlook

- **Europe**

- The European economic turmoil remains as a key factor in the market.
- Greece continues to struggle to convince the Troika that it can enact the necessary austerity measures in order to receive further funding.
- A main point of contention is who will take the "haircut" on the Greek bond holdings and exactly how large of a "haircut" is necessary to successfully restructure the debt.
- Although Greece remains the most pressing situation, the European Union and International Monetary Fund are scrambling to prevent contagion from sovereign defaults and possible European bank failures.
- A primary goal has been to reach an agreement on expansion of the European Financial Stability Facility (EFSF) with the two largest Eurozone economies, France and Germany, leading the negotiations.

- **Sovereign Downgrades**

- S&P, Moody's, and Fitch have all downgraded Spain's sovereign credit rating in recent weeks.
- Spain, along with Italy, is expected to have a troubling road ahead as high unemployment and sluggish economies continue to hinder any recovery in two of the largest Eurozone economies.

- **"Operation Twist"**

- The Federal Reserve has announced plans to purchase outstanding Treasury bonds with longer maturities while selling an equal amount of Treasury bonds with shorter maturities.
- The \$400 billion program will last nine months and is the most recent effort by the Fed to create a more accommodative economic environment.



# JOSH MANDEL

## STATE TREASURER OF OHIO

## Portfolio Yields & Strategy

- **Summary**

- Housing continues to be a major drag on the economy and discussions continue on ways to boost the multi-trillion dollar market.
- Recent inflation data appears subdued and under control while GDP growth for the second half of the year is currently expected to come in stronger than the first half.
- Unemployment, being the second part of the Federal Reserve's dual mandate, remains stubbornly high and continues to challenge the Fed's monetary policy.
- Europe continues to be the driving force behind the global markets as Germany and France lead discussions for possible resolutions amongst the 17 Eurozone nations.

- **Yields**

- U.S. Treasury rates have stabilized and rates have risen from their historically low levels.
- The concerning economic recovery continues to pressure the Fed to maintain low borrowing rates which continues to be reflected throughout the sovereign and agency bond market.

- **Strategy**

- With the expectation that interest rates will remain exceptionally low through mid-2013, we continue to cautiously balance safety, liquidity, and yield.
- We have continued to seek value while taking advantage of higher interest rate opportunities, when available.
- We will continue to employ strategies that ladder investments in order to be well positioned for a future rise in interest rates.



# JOSH MANDEL

## STATE TREASURER OF OHIO

### Summary of Portfolios

Portfolio	8/30/2011	9/30/2011	9/30/2010
<b>Regular Account - Market Value</b>	<b>\$7,146,359,603.43</b>	<b>\$7,057,891,561.02</b>	<b>\$5,113,047,681.31</b>
Sales and Motor Vehicle Fuel Tax revenues were offset by payments for Debt Service, School Foundations, Higher Education, Medicaid and State Payroll.			
Total Monthly Inflows	\$4,784,794,680.50	\$4,845,102,667.22	\$4,459,153,720.90
Total Monthly Outflows	\$3,863,677,634.79	\$5,048,873,363.20	\$4,858,292,955.19
Realized Income - Month to date	\$1,247,197.48	\$1,400,202.68	\$2,130,632.69
Realized Income - Fiscal Year to date	\$2,151,052.94	\$3,551,255.62	\$6,611,994.63
Accruals	\$3,009,953.13	\$2,821,900.66	\$1,659,334.40
<b>Buckeye Tobacco (School Facilities) - Market Value</b>	<b>\$268,045,568.80</b>	<b>\$138,005,010.73</b>	<b>\$1,040,405,942.93</b>
<b>Buckeye Tobacco (Board of Regents) - Market Value</b>	<b>\$0.00</b>	<b>\$0.00</b>	<b>\$110,806,726.51</b>
Realized Income - Month to date	\$9,993.33	\$15,960.24	\$417,911.47
Realized Income - Fiscal Year to date	\$16,445.03	\$32,405.27	\$610,966.70
<b>Ohio Lottery DPTF - Market Value</b>	<b>\$748,470,954.73</b>	<b>\$757,469,082.51</b>	<b>\$774,758,630.79</b>
The lottery had one annuity winner for the month of September; the September liability payment was \$4,243,870.62			
<b>STAR Ohio - Market Value</b>	<b>\$4,120,585,474.21</b>	<b>\$4,008,095,454.74</b>	<b>\$5,016,830,237.72</b>
Shareholder redemptions exceeded purchases during the month.			





# JOSH MANDEL

## STATE TREASURER OF OHIO

### Regular Account Asset Allocation

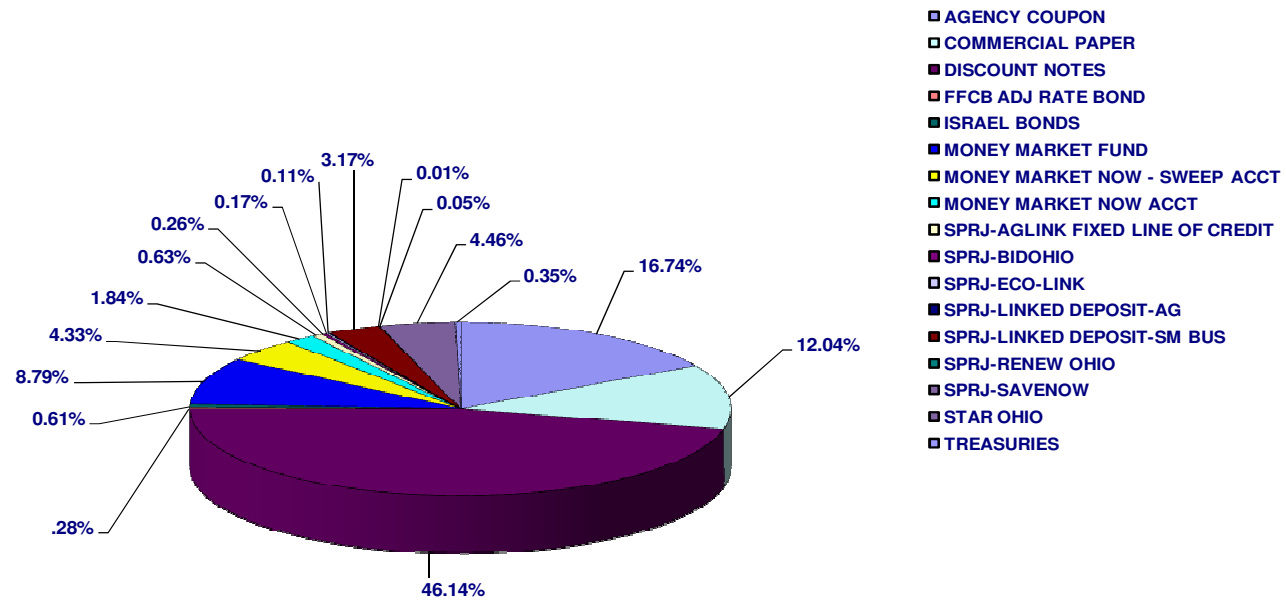
ASSET TYPE	PAR AMOUNT	BOOK VALUE	MKT VALUE	% BOOK	WT YLD	WT DTM
AGENCY COUPON	\$ 1,182,105,000.00	\$ 1,181,444,647.00	\$ 1,182,091,516.00	16.74	0.83	985.57
COMMERCIAL PAPER	\$ 850,000,000.00	\$ 849,936,048.61	\$ 849,936,048.61	12.04	0.09	14.24
DISCOUNT NOTES	\$ 3,256,724,000.00	\$ 3,255,959,489.65	\$ 3,256,617,265.24	46.14	0.06	52.23
FFCB ADJ RATE BOND	\$ 20,000,000.00	\$ 20,000,000.00	\$ 20,000,000.00	0.28	0.35	224.00
ISRAEL BONDS	\$ 43,000,000.00	\$ 43,000,000.00	\$ 42,997,180.00	0.61	2.23	962.93
MONEY MARKET FUND	\$ 620,000,873.52	\$ 620,000,873.52	\$ 620,000,873.52	8.79	0.01	1.00
MONEY MARKET NOW - SWEEP ACCT	\$ 305,434,576.51	\$ 305,434,576.51	\$ 305,434,576.51	4.33	0.10	1.00
MONEY MARKET NOW ACCT	\$ 129,491,120.83	\$ 129,491,120.83	\$ 129,491,120.83	1.84	0.15	1.00
SPRJ-AGLINK FIXED LINE OF CREDIT	\$ 44,502,072.00	\$ 44,502,072.00	\$ 44,502,072.00	0.63	0.03	195.00
SPRJ-BIDOHIO	\$ 18,200,000.00	\$ 18,200,000.00	\$ 18,200,000.00	0.26	0.48	51.62
SPRJ-ECO-LINK	\$ 12,116,086.70	\$ 12,116,086.70	\$ 12,116,086.70	0.17	0.15	472.31
SPRJ-LINKED DEPOSIT-AG	\$ 8,051,162.31	\$ 8,051,162.31	\$ 8,051,162.31	0.11	0.04	195.00
SPRJ-LINKED DEPOSIT-SM BUS	\$ 223,982,546.31	\$ 223,982,546.31	\$ 223,982,546.31	3.17	0.15	388.72
SPRJ-RENEW OHIO	\$ 904,233.15	\$ 904,233.15	\$ 904,233.15	0.01	0.15	506.20
SPRJ-SAVENOW	\$ 3,840,000.00	\$ 3,840,000.00	\$ 3,840,000.00	0.05	0.10	218.11
STAR OHIO	\$ 314,674,579.84	\$ 314,674,579.84	\$ 314,674,579.84	4.46	0.04	1.00
TREASURIES	\$ 25,000,000.00	\$ 25,043,448.52	\$ 25,052,300.00	0.35	0.96	1809.00
	\$ 7,058,026,251.17	\$ 7,056,580,884.95	\$ 7,057,891,561.02	100.00	0.21	218.90



# JOSH MANDEL

## STATE TREASURER OF OHIO

### Regular Account Asset Allocation





# JOSH MANDEL

## STATE TREASURER OF OHIO

### Buckeye Tobacco Fund (SFC) Asset Allocation

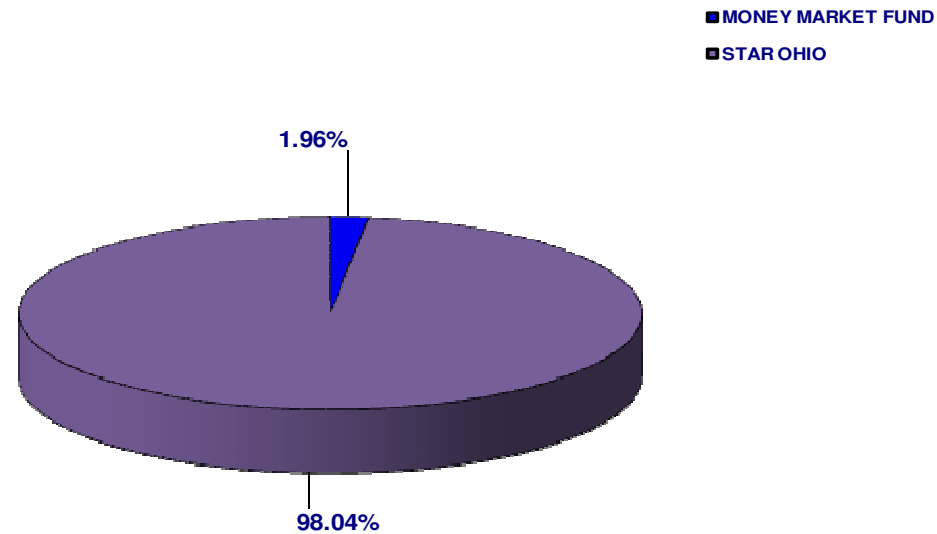
ASSET TYPE	PAR AMOUNT	BOOK VALUE	MKT VALUE	% BOOK	WT YLD	WT DTM
MONEY MARKET FUND	\$ 2,700,128.61	\$ 2,700,128.61	\$ 2,700,128.61	1.96	0.01	1.00
STAR OHIO	\$ 135,304,882.12	\$ 135,304,882.12	\$ 135,304,882.12	98.04	0.04	1.00
	\$ 138,005,010.73	\$ 138,005,010.73	\$ 138,005,010.73	100.00	0.04	1.00



**JOSH MANDEL**  
STATE TREASURER OF OHIO

## Buckeye Tobacco Fund (SFC) Asset Allocation

**BTSFA - School Facilities Commission**





# JOSH MANDEL

## STATE TREASURER OF OHIO

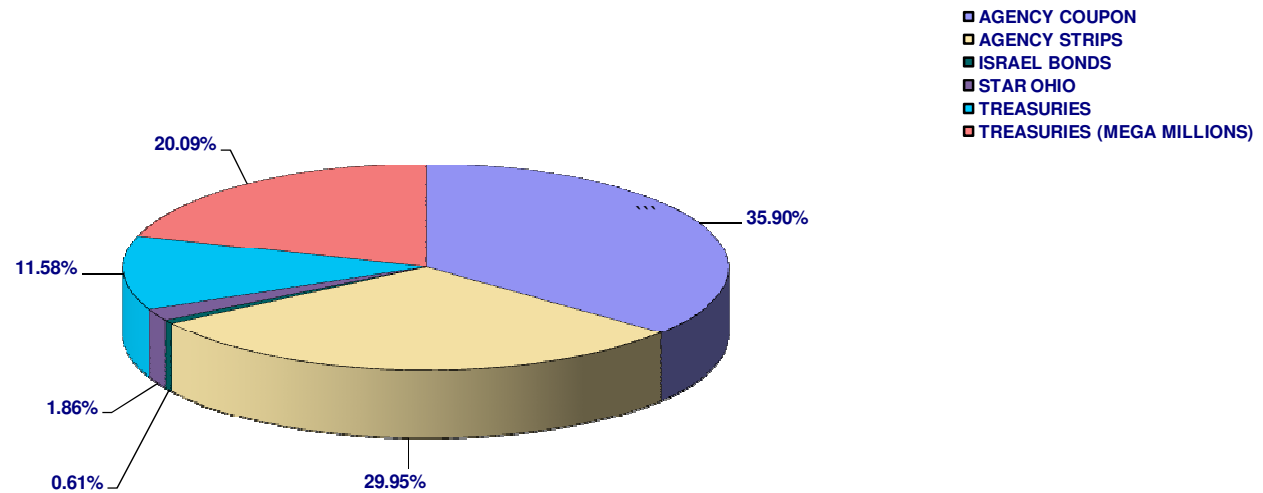
### Ohio Lottery DPTF Asset Allocation

ASSET TYPE	PAR AMOUNT	BOOK VALUE	MKT VALUE	% BOOK	WT YLD	WT DTM
AGENCY COUPON	\$ 186,875,000.00	\$ 175,217,204.60	\$ 205,415,661.45	35.90	4.98	1295.82
AGENCY STRIPS	\$ 379,921,000.00	\$ 146,183,028.28	\$ 330,210,217.18	29.95	5.78	2288.22
ISRAEL BONDS	\$ 3,000,000.00	\$ 3,000,000.00	\$ 3,000,000.00	0.61	2.91	214.00
STAR OHIO	\$ 9,055,737.28	\$ 9,055,737.28	\$ 9,055,737.28	1.86	0.04	1.00
TREASURIES	\$ 88,688,000.00	\$ 56,531,897.17	\$ 72,318,443.56	11.58	3.50	3446.95
TREASURIES (MEGA MILLIONS)	\$ 178,508,000.00	\$ 98,067,519.70	\$ 137,469,023.04	20.09	4.16	4069.30
	\$ 846,047,737.28	\$ 488,055,387.03	\$ 757,469,082.51	100.00	4.78	2534.44



**JOSH MANDEL**  
STATE TREASURER OF OHIO

## Ohio Lottery DPTF Asset Allocation





# JOSH MANDEL

## STATE TREASURER OF OHIO

### STAR Ohio Asset Allocation

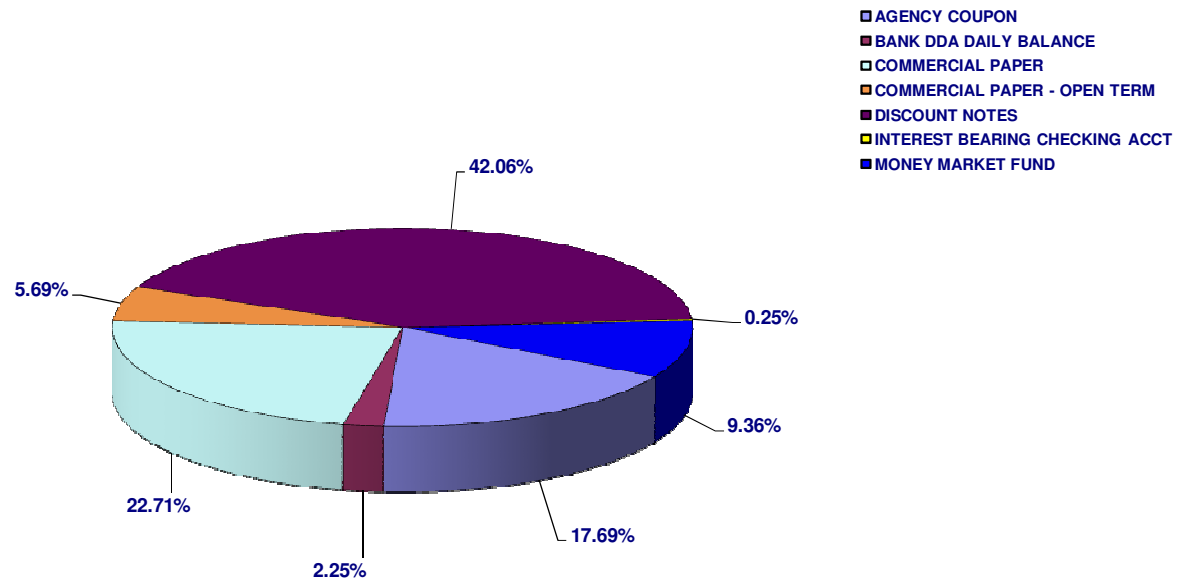
ASSET TYPE	PAR AMOUNT	BOOK VALUE	MKT VALUE	% BOOK	WT YLD	WT DTM
AGENCY COUPON	\$ 708,833,333.32	\$ 708,766,033.32	\$ 708,877,666.65	17.69	0.25	152.46
BANK DDA DAILY BALANCE	\$ 90,000,000.00	\$ 90,000,000.00	\$ 90,000,000.00	2.25	0.00	1.00
COMMERCIAL PAPER	\$ 910,200,000.00	\$ 910,048,502.24	\$ 910,048,502.24	22.71	0.14	19.09
COMMERCIAL PAPER - OPEN TERM	\$ 228,000,000.00	\$ 228,000,000.00	\$ 228,000,000.00	5.69	0.12	1.00
DISCOUNT NOTES	\$ 1,686,280,000.00	\$ 1,685,746,681.50	\$ 1,686,204,477.68	42.06	0.07	70.57
INTEREST BEARING CHECKING ACCT	\$ 10,000,000.00	\$ 10,000,000.00	\$ 10,000,000.00	0.25	1.00	1.00
MONEY MARKET FUND	\$ 374,964,808.17	\$ 374,964,808.17	\$ 374,964,808.17	9.36	0.01	1.00
	\$ 4,008,278,141.49	\$ 4,007,526,025.23	\$ 4,008,095,454.74	100.00	0.12	58.50



# JOSH MANDEL

## STATE TREASURER OF OHIO

### STAR Ohio Asset Allocation













PGM: INVS\_MONTHEND\_TRANSACTION  
 SOURCE: VisualQED  
 MODEL: TRANSACTION  
 BASIS: SETTLEMENT  
 BEGIN: 9/1/11  
 END: 9/30/2011

JOSH MANDEL  
 TREASURER, STATE OF OHIO

INVESTMENT TRANSACTION REPORT

TRANSACTIONS FOR 9/01/11 TO 9/30/11

INVT#	TXN	FUND	SETTLE	CUSIP	DESCRIPTION	RATE	MATURITY	PUR YIELD	PAR AMOUNT	PRIN/PROC	P/S INTEREST	SETTLE AMT
203952	CALL	303 SPRJ	9/1/2011	LD1104545	FIRST CITIZENS NATIONAL BANK	0.15	3/1/2013		\$ 3,358.76	\$ 3,358.76		\$ 3,358.76
203976	CALL	303 SPRJ	9/1/2011	LD1104552	STATE BANK & TRUST COMPANY	0.15	3/1/2013		\$ 43,230.58	\$ 43,230.58		\$ 43,230.58
203977	CALL	303 SPRJ	9/1/2011	LD1104560	HUNTINGTON NATIONAL BANK, NA	0.15	3/1/2013		\$ 25,551.92	\$ 25,551.92		\$ 25,551.92
203979	CALL	303 SPRJ	9/1/2011	LD1104586	FIRST FEDERAL BANK OF THE MIDWEST	0.15	3/1/2013		\$ 7,180.45	\$ 7,180.45		\$ 7,180.45
203980	CALL	303 SPRJ	9/1/2011	LD1104594	AMERICAN SAVINGS BANK, FSB	0.15	3/1/2013		\$ 1,141.47	\$ 1,141.47		\$ 1,141.47
203981	CALL	303 SPRJ	9/1/2011	LD1104602	FARMERS NATIONAL BANK, CANFIELD	0.15	3/1/2013		\$ 17,377.16	\$ 17,377.16		\$ 17,377.16
203982	CALL	303 SPRJ	9/1/2011	LD1104610	FARMERS NATIONAL BANK, CANFIELD	0.15	3/1/2013		\$ 94,954.56	\$ 94,954.56		\$ 94,954.56
194983	WTHD	304 REG	9/1/2011	MMKT00177	KEY/TOS INVESTMENT MATURITIES				\$ 14,989,843.75	\$ 14,989,843.75		\$ 14,989,843.75
195224	CALL	303 SPRJ	9/2/2011	LD1003408	HUNTINGTON NATIONAL BANK, NA	0.15	3/2/2012		\$ 44,621.25	\$ 44,621.25		\$ 44,621.25
195225	CALL	303 SPRJ	9/2/2011	LD1003416	U.S. BANK, N.A.	0.15	3/2/2012		\$ 30,067.69	\$ 30,067.69		\$ 30,067.69
195226	CALL	303 SPRJ	9/2/2011	LD1003424	U.S. BANK, N.A.	0.15	3/2/2012		\$ 4,692.37	\$ 4,692.37		\$ 4,692.37
195227	CALL	303 SPRJ	9/2/2011	LD1003432	AMERICAN SAVINGS BANK, FSB	0.15	3/2/2012		\$ 16,741.89	\$ 16,741.89		\$ 16,741.89
195278	CALL	303 SPRJ	9/2/2011	LD1003440	FIRST FINANCIAL BANK, NA	0.15	3/2/2012		\$ 35,785.32	\$ 35,785.32		\$ 35,785.32
194983	WTHD	304 REG	9/2/2011	MMKT00177	KEY/TOS INVESTMENT MATURITIES				\$ 9,998,500.00	\$ 9,998,500.00		\$ 9,998,500.00
193190	WTHD	300 REG	9/2/2011	NOWSW3006	NOW ACCT-SWEEP ACCT-300/KEYBANK				\$ 65,387,234.45	\$ 65,387,234.45		\$ 65,387,234.45
204002	CALL	303 SPRJ	9/4/2011	LD1104628	FARMERS & MERCHANTS STATE BANK	0.15	3/4/2013		\$ 2,791.02	\$ 2,791.02		\$ 2,791.02
204003	CALL	303 SPRJ	9/4/2011	LD1104636	FARMERS & MERCHANTS STATE BANK	0.15	3/4/2013		\$ 10,708.71	\$ 10,708.71		\$ 10,708.71
204004	CALL	303 SPRJ	9/4/2011	LD1104644	MINSTER BANK	0.15	3/4/2013		\$ 3,864.36	\$ 3,864.36		\$ 3,864.36
204005	CALL	303 SPRJ	9/4/2011	LD1104651	HOCKING VALLEY BANK	0.15	3/4/2013		\$ 6,053.56	\$ 6,053.56		\$ 6,053.56
195305	CALL	303 SPRJ	9/5/2011	LD1003457	HUNTINGTON NATIONAL BANK, NA	0.15	3/5/2012		\$ 33,512.47	\$ 33,512.47		\$ 33,512.47
195306	CALL	303 SPRJ	9/5/2011	LD1003465	CROGHAN COLONIAL BANK	0.15	3/5/2012		\$ 2,650.00	\$ 2,650.00		\$ 2,650.00
205803	CALL	301 REG	9/6/2011	313373YV8	FHLB DEBENTURE	1.05	3/6/2014		\$ 10,000,000.00	\$ 10,000,000.00		\$ 10,000,000.00
194983	WTHD	304 REG	9/6/2011	MMKT00177	KEY/TOS INVESTMENT MATURITIES				\$ 9,968,625.00	\$ 9,968,625.00		\$ 9,968,625.00
205502	CALL	300 REG	9/7/2011	31331KKS8	FFCB DEBENTURE	0.40	8/16/2012		\$ 25,000,000.00	\$ 25,000,000.00		\$ 25,000,000.00
206199	CALL	301 REG	9/7/2011	31331KMW9	FFCB DEBENTURE	1.00	3/7/2014		\$ 5,000,000.00	\$ 5,000,000.00		\$ 5,000,000.00
205858	CALL	301 REG	9/7/2011	3134G2JJ2	FHLMC DEBENTURE	0.78	6/7/2013		\$ 5,000,000.00	\$ 5,000,000.00		\$ 5,000,000.00
200231	CALL	303 SPRJ	9/7/2011	LD1101228	SIGNATURE BANK, N.A.	0.15	9/7/2012		\$ 19,793.43	\$ 19,793.43		\$ 19,793.43
200232	CALL	303 SPRJ	9/7/2011	LD1101236	SIGNATURE BANK, N.A.	0.15	9/7/2012		\$ 5,479.04	\$ 5,479.04		\$ 5,479.04
200233	CALL	303 SPRJ	9/7/2011	LD1101244	PEOPLES SAVINGS BANK, NEW METAMO	0.15	9/7/2012		\$ 11,925.69	\$ 11,925.69		\$ 11,925.69
200259	CALL	303 SPRJ	9/7/2011	LD1101251	AMERICAN SAVINGS BANK, FSB	0.15	9/7/2012		\$ 17,835.92	\$ 17,835.92		\$ 17,835.92
200277	CALL	303 SPRJ	9/7/2011	LD1101269	CROGHAN COLONIAL BANK	0.15	9/7/2012		\$ 400,000.00	\$ 400,000.00		\$ 400,000.00
200280	CALL	303 SPRJ	9/7/2011	LD1101277	FARMERS NATIONAL BANK, CANFIELD	0.15	9/7/2012		\$ 8,547.35	\$ 8,547.35		\$ 8,547.35
200282	CALL	303 SPRJ	9/7/2011	LD1101285	FARMERS NATIONAL BANK, CANFIELD	0.15	9/7/2012		\$ 10,024.54	\$ 10,024.54		\$ 10,024.54
200302	CALL	303 SPRJ	9/7/2011	LD1101301	FIRST FEDERAL BANK OF THE MIDWEST	0.15	9/7/2012		\$ 9,149.49	\$ 9,149.49		\$ 9,149.49
200303	CALL	303 SPRJ	9/7/2011	LD1101319	FORT JENNINGS STATE BANK	0.15	9/7/2012		\$ 24,933.66	\$ 24,933.66		\$ 24,933.66
193190	WTHD	300 REG	9/7/2011	NOWSW3006	NOW ACCT-SWEEP ACCT-300/KEYBANK				\$ 86,724,064.65	\$ 86,724,064.65		\$ 86,724,064.65
205894	CALL	301 REG	9/8/2011	31331KMK3	FFCB DEBENTURE	0.64	5/1/2013		\$ 5,000,000.00	\$ 5,000,000.00		\$ 5,000,000.00
204050	CALL	303 SPRJ	9/8/2011	LD1104677	FIRST STATE BANK OF ADAMS COUNTY	0.15	3/8/2013		\$ 11,189.39	\$ 11,189.39		\$ 11,189.39
204051	CALL	303 SPRJ	9/8/2011	LD1104685	CITIZENS NATIONAL BANK, SW OHIO	0.15	3/8/2013		\$ 10,535.59	\$ 10,535.59		\$ 10,535.59
204052	CALL	303 SPRJ	9/8/2011	LD1104693	CITIZENS SAVINGS BANK, MARTINS F	0.15	3/8/2013		\$ 20,890.52	\$ 20,890.52		\$ 20,890.52
204083	CALL	303 SPRJ	9/8/2011	LD1104701	FIRST FINANCIAL BANK, NA	0.15	3/8/2013		\$ 8,689.36	\$ 8,689.36		\$ 8,689.36
204084	CALL	303 SPRJ	9/8/2011	LD1104719	FIRST FINANCIAL BANK, NA	0.15	3/8/2013		\$ 8,689.36	\$ 8,689.36		\$ 8,689.36
194983	WTHD	304 REG	9/8/2011	MMKT00177	KEY/TOS INVESTMENT MATURITIES				\$ 9,991,377.78	\$ 9,991,377.78		\$ 9,991,377.78
205362	CALL	301 REG	9/9/2011	3134G1ZQ0	FHLMC DEBENTURE	1.00	12/9/2013		\$ 10,000,000.00	\$ 10,000,000.00		\$ 10,000,000.00
205677	CALL	301 REG	9/9/2011	3134G2JM5	FHLMC MULTI STEP COUPON BOND	1.00	12/9/2015	1.00	\$ 15,000,000.00	\$ 15,000,000.00		\$ 15,000,000.00
195424	CALL	303 SPRJ	9/9/2011	LD1003481	CF BANK *	0.15	3/9/2012		\$ 1,322.70	\$ 1,322.70		\$ 1,322.70
193190	WTHD	300 REG	9/9/2011	NOWSW3006	NOW ACCT-SWEEP ACCT-300/KEYBANK				\$ 63,378,934.10	\$ 63,378,934.10		\$ 63,378,934.10
204111	CALL	303 SPRJ	9/11/2011	LD1104735	CORTLAND SAVINGS & BANKING CO	0.15	3/11/2013		\$ 24,980.21	\$ 24,980.21		\$ 24,980.21
204113	CALL	303 SPRJ	9/11/2011	LD1104743	CORTLAND SAVINGS & BANKING CO	0.15	3/11/2013		\$ 23,488.04	\$ 23,488.04		\$ 23,488.04
195447	CALL	303 SPRJ	9/12/2011	LD1003499	OHIO VALLEY BANK COMPANY	0.15	3/12/2012		\$ 3,919.46	\$ 3,919.46		\$ 3,919.46
195448	CALL	303 SPRJ	9/12/2011	LD1003507	SIGNATURE BANK, N.A.	0.15	3/12/2012		\$ 21,267.30	\$ 21,267.30		\$ 21,267.30
195449	CALL	303 SPRJ	9/12/2011	LD1003515	CITIZENS NATIONAL OF BLUFFTON	0.15	3/12/2012		\$ 4,350.68	\$ 4,350.68		\$ 4,350.68
194983	WTHD	304 REG	9/12/2011	MMKT00177	KEY/TOS INVESTMENT MATURITIES				\$ 10,000,000.00	\$ 10,000,000.00		\$ 10,000,000.00
193190	WTHD	300 REG	9/12/2011	NOWSW3006	NOW ACCT-SWEEP ACCT-300/KEYBANK				\$ 106,243,667.39	\$ 106,243,667.39		\$ 106,243,667.39
200376	CALL	303 SPRJ	9/13/2011	LD1101335	HUNTINGTON NATIONAL BANK, NA	0.15	9/13/2012		\$ 16,662.49	\$ 16,662.49		\$ 16,662.49
200380	CALL	303 SPRJ	9/13/2011	LD1101343	FORT JENNINGS STATE BANK	0.15	9/13/2012		\$ 17,072.77	\$ 17,072.77		\$ 17,072.77
174457	WTHD	304 REG	9/13/2011	STAR30418	STAR OHIO 63942				\$ 9,994,000.00	\$ 9,994,000.00		\$ 9,994,000.00
204458	CALL	301 REG	9/14/2011	3134G16J8	FHLMC DEBENTURE	0.80	12/14/2012		\$ 5,000,000.00	\$ 5,000,000.00		\$ 5,000,000.00
199348	CALL	303 SPRJ	9/14/2011	LD1100774	U.S. BANK, N.A.	0.15	3/14/2012		\$ 3,716.87	\$ 3,716.87		\$ 3,716.87
200428	CALL	303 SPRJ	9/14/2011	LD1101350	KINGSTON NATIONAL BANK	0.15	9/14/2012		\$ 34,193.11	\$ 34,193.11		\$ 34,193.11
200431	CALL	303 SPRJ	9/14/2011	LD1101376	GENOA BANKING COMPANY	0.15	9/14/2012		\$ 58,380.05	\$ 58,380.05		\$ 58,380.05



PGM: INVS\_MONTHEND\_TRANSACTION  
 SOURCE: VisualQED  
 MODEL: TRANSACTION  
 BASIS: SETTLEMENT  
 BEGIN: 9/1/11  
 END: 9/30/2011

JOSH MANDEL  
 TREASURER, STATE OF OHIO

INVESTMENT TRANSACTION REPORT

TRANSACTIONS FOR 9/01/11 TO 9/30/11

INVT#	TXN	FUND	SETTLE	CUSIP	DESCRIPTION	RATE	MATURITY	PUR YIELD	PAR AMOUNT	PRIN/PROC	P/S INTEREST	SETTLE AMT
195649	CALL	303 SPRJ	9/23/2011	LD1003655	OLD FORT BANKING COMPANY	0.15	3/23/2012		\$ 23,100.35	\$ 23,100.35		\$ 23,100.35
195677	CALL	303 SPRJ	9/23/2011	LD1003663	SIGNATURE BANK, N.A.	0.15	3/23/2012		\$ 7,681.49	\$ 7,681.49		\$ 7,681.49
195695	CALL	303 SPRJ	9/23/2011	LD1003671	HEARTLAND BANK	0.15	3/23/2012		\$ 21,166.52	\$ 21,166.52		\$ 21,166.52
193190	WTHD	300 REG	9/23/2011	NOWSW3006	NOW ACCT-SWEEP ACCT-300/KEYBANK				\$ 8,764,465.65	\$ 8,764,465.65		\$ 8,764,465.65
200744	CALL	303 SPRJ	9/24/2011	LD1101541	HUNTINGTON NATIONAL BANK, NA	0.15	9/24/2012		\$ 22,094.09	\$ 22,094.09		\$ 22,094.09
200746	CALL	303 SPRJ	9/24/2011	LD1101558	Century NB, div Park NB	0.15	9/24/2012		\$ 5,470.44	\$ 5,470.44		\$ 5,470.44
200747	CALL	303 SPRJ	9/24/2011	LD1101566	HENRY COUNTY BANK	0.15	9/24/2012		\$ 10,856.30	\$ 10,856.30		\$ 10,856.30
200750	CALL	303 SPRJ	9/24/2011	LD1101574	CITIZENS NATIONAL OF BLUFFTON	0.15	9/24/2012		\$ 6,225.10	\$ 6,225.10		\$ 6,225.10
200751	CALL	303 SPRJ	9/24/2011	LD1101582	CITIZENS NATIONAL OF BLUFFTON	0.15	9/24/2012		\$ 11,704.50	\$ 11,704.50		\$ 11,704.50
200752	CALL	303 SPRJ	9/24/2011	LD1101590	WESTFIELD BANK, FSB	0.15	9/24/2012		\$ 19,351.30	\$ 19,351.30		\$ 19,351.30
204317	CALL	303 SPRJ	9/25/2011	LD1105013	HUNTINGTON NATIONAL BANK, NA	0.15	3/25/2013		\$ 7,360.69	\$ 7,360.69		\$ 7,360.69
204318	CALL	303 SPRJ	9/25/2011	LD1105021	FARMERS & MERCHANTS STATE BANK	0.15	3/25/2013		\$ 3,669.65	\$ 3,669.65		\$ 3,669.65
195700	CALL	303 SPRJ	9/26/2011	LD1003689	Second NB, div Park NB	0.15	3/26/2012		\$ 5,472.38	\$ 5,472.38		\$ 5,472.38
195702	CALL	303 SPRJ	9/26/2011	LD1003697	CITIZENS NATIONAL OF BLUFFTON	0.15	3/26/2012		\$ 38,250.13	\$ 38,250.13		\$ 38,250.13
195705	CALL	303 SPRJ	9/26/2011	LD1003705	NORTH VALLEY BANK	0.15	3/26/2012		\$ 26,268.74	\$ 26,268.74		\$ 26,268.74
202687	SALE	303 SPRJ	9/26/2011	LD1102937	FARMERS NATIONAL BANK, CANFIELD	0.15	12/14/2012		\$ 99,816.08	\$ 99,816.08	\$ 43.25	\$ 99,859.33
184687	WTHD	295 TOB	9/26/2011	STAR29519	STAR OHIO 71115				\$ 24,854,576.00	\$ 24,854,576.00		\$ 24,854,576.00
206145	CALL	301 REG	9/27/2011	3134G2MC3	FHLMC DEBENTURE	0.80	9/27/2013		\$ 10,000,000.00	\$ 10,000,000.00		\$ 10,000,000.00
200783	CALL	303 SPRJ	9/27/2011	LD1101608	CROGHAN COLONIAL BANK	0.15	9/27/2012		\$ 21,971.22	\$ 21,971.22		\$ 21,971.22
200784	CALL	303 SPRJ	9/27/2011	LD1101616	HUNTINGTON NATIONAL BANK, NA	0.15	9/27/2012		\$ 5,581.12	\$ 5,581.12		\$ 5,581.12
202494	SALE	303 SPRJ	9/27/2011	LD1102705	FARMERS NATIONAL BANK, CANFIELD	0.15	12/6/2012		\$ 75,475.69	\$ 75,475.69	\$ 35.54	\$ 75,511.23
193190	WTHD	300 REG	9/27/2011	NOWSW3006	NOW ACCT-SWEEP ACCT-300/KEYBANK				\$ 9,580,988.70	\$ 9,580,988.70		\$ 9,580,988.70
200830	CALL	303 SPRJ	9/28/2011	LD1101624	PEOPLES BANK, N.A. MARIETTA	0.15	9/28/2012		\$ 1,572.63	\$ 1,572.63		\$ 1,572.63
200855	CALL	303 SPRJ	9/28/2011	LD1101632	UNION BANK COMPANY, COLS GROVE	0.15	9/28/2012		\$ 892.13	\$ 892.13		\$ 892.13
200865	CALL	303 SPRJ	9/28/2011	LD1101665	PNC BANK, NA	0.15	9/28/2012		\$ 13,143.86	\$ 13,143.86		\$ 13,143.86
204340	CALL	303 SPRJ	9/28/2011	LD1105047	HUNTINGTON NATIONAL BANK, NA	0.15	3/28/2013		\$ 8,001.37	\$ 8,001.37		\$ 8,001.37
204341	CALL	303 SPRJ	9/28/2011	LD1105054	HUNTINGTON NATIONAL BANK, NA	0.15	3/28/2013		\$ 24,863.38	\$ 24,863.38		\$ 24,863.38
194983	WTHD	304 REG	9/28/2011	MMKT00177	KEY/TOS INVESTMENT MATURITIES				\$ 36,889,575.33	\$ 36,889,575.33		\$ 36,889,575.33
206324	CALL	301 REG	9/29/2011	31331KQC7	FFCB DEBENTURE	1.25	9/29/2014		\$ 6,300,000.00	\$ 6,300,000.00		\$ 6,300,000.00
205676	CALL	301 REG	9/29/2011	3133716Y7	FHLB MULTI STEP COUPON BOND	1.00	9/29/2015		\$ 5,000,000.00	\$ 5,000,000.00		\$ 5,000,000.00
195730	CALL	303 SPRJ	9/29/2011	LD1003713	FARMERS NATIONAL BANK, CANFIELD	0.15	3/29/2012		\$ 3,021.83	\$ 3,021.83		\$ 3,021.83
195732	CALL	303 SPRJ	9/29/2011	LD1003721	FARMERS NATIONAL BANK, CANFIELD	0.15	3/29/2012		\$ 7,101.47	\$ 7,101.47		\$ 7,101.47
204370	CALL	303 SPRJ	9/29/2011	LD1105062	SAVINGS BANK	0.15	3/29/2013		\$ 13,674.86	\$ 13,674.86		\$ 13,674.86
204371	CALL	303 SPRJ	9/29/2011	LD1105070	NATIONAL BANK & TRUST COMPANY	0.15	3/29/2013		\$ 27,696.41	\$ 27,696.41		\$ 27,696.41
204374	CALL	303 SPRJ	9/29/2011	LD1105088	FIRST CITIZENS NATIONAL BANK	0.15	3/29/2013		\$ 11,051.92	\$ 11,051.92		\$ 11,051.92
204375	CALL	303 SPRJ	9/29/2011	LD1105096	CITIZENS NATIONAL OF BLUFFTON	0.15	3/29/2013		\$ 8,861.87	\$ 8,861.87		\$ 8,861.87
204395	CALL	303 SPRJ	9/29/2011	LD1105104	CORTLAND SAVINGS & BANKING CO	0.15	3/29/2013		\$ 12,241.12	\$ 12,241.12		\$ 12,241.12
194983	WTHD	304 REG	9/29/2011	MMKT00177	KEY/TOS INVESTMENT MATURITIES				\$ 18,646,312.50	\$ 18,646,312.50		\$ 18,646,312.50
193190	WTHD	300 REG	9/29/2011	NOWSW3006	NOW ACCT-SWEEP ACCT-300/KEYBANK				\$ 197,070,703.86	\$ 197,070,703.86		\$ 197,070,703.86
206223	CALL	301 REG	9/30/2011	3133745B2	FHLB MULTI STEP COUPON BOND	1.50	6/30/2016		\$ 10,000,000.00	\$ 10,000,000.00		\$ 10,000,000.00
206083	CALL	301 REG	9/30/2011	3133747E4	FHLB MULTI STEP COUPON BOND	1.25	12/30/2015	1.25	\$ 10,000,000.00	\$ 10,000,000.00		\$ 10,000,000.00
206472	CALL	301 REG	9/30/2011	3134G2PL0	FHLMC MULTI STEP COUPON BOND(4X)	0.50	6/30/2014	0.50	\$ 15,000,000.00	\$ 15,000,000.00		\$ 15,000,000.00
188876	WTHD	295 TOB	9/30/2011	4812C0670	JP MORGAN US GOVT MMMK #3164				\$ 18,000,000.00	\$ 18,000,000.00		\$ 18,000,000.00
207594	SALE	304 REG	9/30/2011	912828RJ1	US TREASURY NOTE	1.00	9/30/2016	0.98	\$ 5,000,000.00	\$ 5,006,085.63		\$ 5,006,085.63
195750	CALL	303 SPRJ	9/30/2011	LD1003739	U.S. BANK, N.A.	0.15	3/30/2012		\$ 14,425.35	\$ 14,425.35		\$ 14,425.35
195752	CALL	303 SPRJ	9/30/2011	LD1003747	U.S. BANK, N.A.	0.15	3/30/2012		\$ 38,407.33	\$ 38,407.33		\$ 38,407.33
195753	CALL	303 SPRJ	9/30/2011	LD1003754	LIBERTY NATIONAL BANK	0.15	3/30/2012		\$ 2,024.88	\$ 2,024.88		\$ 2,024.88
195755	CALL	303 SPRJ	9/30/2011	LD1003762	Second NB, div Park NB	0.15	3/30/2012		\$ 17,351.45	\$ 17,351.45		\$ 17,351.45
195782	CALL	303 SPRJ	9/30/2011	LD1003770	SIGNATURE BANK, N.A.	0.15	3/30/2012		\$ 6,615.72	\$ 6,615.72		\$ 6,615.72
195783	CALL	303 SPRJ	9/30/2011	LD1003788	CITIZENS NATIONAL OF BLUFFTON	0.15	3/30/2012		\$ 5,037.81	\$ 5,037.81		\$ 5,037.81
195784	CALL	303 SPRJ	9/30/2011	LD1003796	FIRST FINANCIAL BANK, NA	0.15	3/30/2012		\$ 21,217.86	\$ 21,217.86		\$ 21,217.86
195794	CALL	303 SPRJ	9/30/2011	LD1003804	HOME SAVINGS BANK, KENT	0.15	3/30/2012		\$ 23,631.69	\$ 23,631.69		\$ 23,631.69
184687	WTHD	295 TOB	9/30/2011	STAR29519	STAR OHIO 71115				\$ 47,697,156.00	\$ 47,697,156.00		\$ 47,697,156.00
									\$ 1,161,640,942.04	\$ 1,161,691,558.92	\$ 7,497.83	\$ 1,161,699,056.75
									\$ 5,574,470,272.31	\$ 5,574,149,973.25	\$ 26,145.10	\$ 5,574,176,118.35
207299	PUR	400 STAR	9/1/2011	06737JW27	BARCLAYS US FUNDING LLC	0.10	9/2/2011	0.10	\$ 50,000,000.00	\$ 49,999,861.11		\$ 49,999,861.11
207300	PUR	400 STAR	9/1/2011	06737JW27	BARCLAYS US FUNDING LLC	0.10	9/2/2011	0.10	\$ 25,000,000.00	\$ 24,999,930.56		\$ 24,999,930.56
184488	CNTR	400 STAR	9/1/2011	38141W273	GOLDMAN SACHS FIN SQ GOVT #465			0.01	\$ 15,209,532.00	\$ 15,209,532.00		\$ 15,209,532.00
207318	PUR	400 STAR	9/2/2011	06737JW68	BARCLAYS US FUNDING LLC	0.10	9/6/2011	0.10	\$ 50,000,000.00	\$ 49,999,444.44		\$ 49,999,444.44







PGM: INVS\_MONTHEND\_TRANSACTION  
 SOURCE: VisualQED  
 MODEL: TRANSACTION  
 BASIS: SETTLEMENT  
 BEGIN: 9/1/11  
 END: 9/30/2011

**JOSH MANDEL**  
**TREASURER, STATE OF OHIO**  
 INVESTMENT TRANSACTION REPORT  
 TRANSACTIONS FOR 9/01/11 TO 9/30/11

INVST#	TXN	FUND	SETTLE	CUSIP	DESCRIPTION	RATE	MATURITY	PUR YIELD	PAR AMOUNT	PRIN/PROC	P/S INTEREST	SETTLE AMT
184488	WTHD	400 STAR	9/15/2011	38141W273	GOLDMAN SACHS FIN SQ GOVT #465				\$ 1,922,132.00	\$ 1,922,132.00		\$ 1,922,132.00
184488	WTHD	400 STAR	9/19/2011	38141W273	GOLDMAN SACHS FIN SQ GOVT #465				\$ 3,712,167.00	\$ 3,712,167.00		\$ 3,712,167.00
184633	WTHD	400 STAR	9/22/2011	4812C0670	JP MORGAN US GOVT MMKT #3164				\$ 11,897,567.00	\$ 11,897,567.00		\$ 11,897,567.00
184633	WTHD	400 STAR	9/27/2011	4812C0670	JP MORGAN US GOVT MMKT #3164				\$ 40,421,086.00	\$ 40,421,086.00		\$ 40,421,086.00
184633	WTHD	400 STAR	9/28/2011	4812C0670	JP MORGAN US GOVT MMKT #3164				\$ 52,903,386.00	\$ 52,903,386.00		\$ 52,903,386.00
184633	WTHD	400 STAR	9/29/2011	4812C0670	JP MORGAN US GOVT MMKT #3164				\$ 43,114,211.00	\$ 43,114,211.00		\$ 43,114,211.00
184633	WTHD	400 STAR	9/30/2011	4812C0670	JP MORGAN US GOVT MMKT #3164				\$ 23,806,207.00	\$ 23,806,207.00		\$ 23,806,207.00
									\$ 292,306,235.85	\$ 292,306,235.85		\$ 292,306,235.85
									\$ 4,468,413,161.85	\$ 4,468,209,041.63		\$ 4,468,209,041.63
									\$ 10,042,883,434.16	\$ 10,042,359,014.88	\$ 26,145.10	\$ 10,042,385,159.98

PGM: INVS\_MONTHEND\_TRANSACTION  
SOURCE: VisualQED  
MODEL: TRANSACTION  
BASIS: SETTLEMENT  
BEGIN: 9/1/11  
END: 9/30/2011

JOSH MANDEL  
TREASURER, STATE OF OHIO  
INVESTMENT TRANSACTION REPORT  
TRANSACTIONS FOR 9/01/11 TO 9/30/11

INVST#	TXN	FUND	SETTLE	CUSIP	DESCRIPTION	RATE	MATURITY	PUR YIELD	PAR AMOUNT	PRIN/PROC	P/S INTEREST	SETTLE AMT
--------	-----	------	--------	-------	-------------	------	----------	-----------	------------	-----------	--------------	------------

PGM: INVS\_MONTHEND\_INVENTORY  
 SOURCE: VisualQED  
 MODEL: INVENTORY  
 BASIS: SETTLEMENT  
 AS-OF: 9/30/2011

**JOSH MANDEL  
 TREASURER, STATE OF OHIO**

INVESTMENT INVENTORY  
 SETTLED POSITIONS AS OF: 09/30/11

INVT#	FUND	CUSIP	DESCRIPTION	RATE	MATURITY	YIELD	PAR AMOUNT	BOOK VALUE	MARKET VALUE	1ST PUR
207625	300 REG	06737JX34	BARCLAYS US FUNDING LLC	0.08	10/3/2011	0.10	\$ 50,000,000.00	\$ 49,999,666.67	\$ 49,999,666.67	9/30/2011
207626	300 REG	06737JX34	BARCLAYS US FUNDING LLC	0.08	10/3/2011	0.10	\$ 50,000,000.00	\$ 49,999,666.67	\$ 49,999,666.67	9/30/2011
207276	300 REG	06416KX70	BANK OF NOVA SCOTIA	0.07	10/7/2011	0.07	\$ 50,000,000.00	\$ 49,996,305.56	\$ 49,996,305.56	8/30/2011
207274	300 REG	1667T1X71	CHEVRON CORPORATION	0.04	10/7/2011	0.04	\$ 50,000,000.00	\$ 49,997,888.89	\$ 49,997,888.89	8/30/2011
207366	300 REG	1667T1X71	CHEVRON CORPORATION	0.05	10/7/2011	0.05	\$ 50,000,000.00	\$ 49,998,055.56	\$ 49,998,055.56	9/9/2011
207435	300 REG	1667T1X71	CHEVRON CORPORATION	0.05	10/7/2011	0.05	\$ 50,000,000.00	\$ 49,998,541.67	\$ 49,998,541.67	9/16/2011
207501	300 REG	4497W1X76	ING (US) FUNDING	0.15	10/7/2011	0.15	\$ 50,000,000.00	\$ 49,996,666.67	\$ 49,996,666.67	9/21/2011
207607	300 REG	4497W1XD3	ING (US) FUNDING	0.13	10/13/2011	0.13	\$ 50,000,000.00	\$ 49,997,472.22	\$ 49,997,472.22	9/29/2011
207621	300 REG	4497W1XE1	ING (US) FUNDING	0.13	10/14/2011	0.13	\$ 50,000,000.00	\$ 49,997,472.22	\$ 49,997,472.22	9/30/2011
207622	300 REG	4497W1XE1	ING (US) FUNDING	0.13	10/14/2011	0.13	\$ 50,000,000.00	\$ 49,997,472.22	\$ 49,997,472.22	9/30/2011
207169	300 REG	36959JXJ7	GENERAL ELECTRIC CAPITAL CORP	0.17	10/18/2011	0.17	\$ 50,000,000.00	\$ 49,985,833.33	\$ 49,985,833.33	8/19/2011
207442	300 REG	06416KXL9	BANK OF NOVA SCOTIA	0.07	10/20/2011	0.07	\$ 50,000,000.00	\$ 49,996,694.44	\$ 49,996,694.44	9/16/2011
207411	300 REG	06416KXM7	BANK OF NOVA SCOTIA	0.08	10/21/2011	0.08	\$ 50,000,000.00	\$ 49,996,145.83	\$ 49,996,145.83	9/14/2011
207627	300 REG	1667T1XM8	CHEVRON CORPORATION	0.02	10/21/2011	0.02	\$ 50,000,000.00	\$ 49,999,416.67	\$ 49,999,416.67	9/30/2011
207234	300 REG	06416KXQ8	BANK OF NOVA SCOTIA	0.16	10/24/2011	0.16	\$ 50,000,000.00	\$ 49,987,083.33	\$ 49,987,083.33	8/25/2011
207263	300 REG	4662J1XU9	JP MORGAN CHASE & CO	0.05	10/28/2011	0.05	\$ 50,000,000.00	\$ 49,995,833.33	\$ 49,995,833.33	8/29/2011
207264	300 REG	4662J1XU9	JP MORGAN CHASE & CO	0.05	10/28/2011	0.05	\$ 50,000,000.00	\$ 49,995,833.33	\$ 49,995,833.33	8/29/2011
							\$ 850,000,000.00	\$ 849,936,048.61	\$ 849,936,048.61	
204595	300 REG	31331KHA1	FFCB ADJUSTABLE RATE BOND	0.35	5/11/2012	0.35	\$ 5,000,000.00	\$ 5,000,000.00	\$ 5,000,000.00	4/11/2011
							\$ 5,000,000.00	\$ 5,000,000.00	\$ 5,000,000.00	
205215	300 REG	31331KHZ6	FFCB DEBENTURE	0.27	4/25/2012	0.29	\$ 25,000,000.00	\$ 24,996,375.00	\$ 25,002,500.00	4/25/2011
205298	300 REG	31331KJP6	FFCB DEBENTURE	0.26	5/2/2012	0.29	\$ 25,000,000.00	\$ 24,993,875.00	\$ 25,000,000.00	5/2/2011
204168	301 REG	31331KEW6	FFCB DEBENTURE	0.44	9/24/2012	0.48	\$ 15,000,000.00	\$ 14,990,250.00	\$ 15,000,000.00	3/24/2011
204636	301 REG	31331KEW6	FFCB DEBENTURE	0.44	9/24/2012	0.58	\$ 5,000,000.00	\$ 4,990,000.00	\$ 5,000,000.00	4/12/2011
205578	301 REG	31331KKZ2	FFCB DEBENTURE	0.42	11/16/2012	0.49	\$ 10,000,000.00	\$ 9,990,000.00	\$ 9,973,100.00	5/16/2011
205531	301 REG	31331KKR0	FFCB DEBENTURE	0.53	1/11/2013	0.54	\$ 10,000,000.00	\$ 9,998,500.00	\$ 10,000,200.00	5/11/2011
206227	301 REG	31331KNE6	FFCB DEBENTURE	0.48	3/13/2013	0.52	\$ 5,000,000.00	\$ 4,996,250.00	\$ 4,974,350.00	6/15/2011
207022	301 REG	31331KUV0	FFCB DEBENTURE	0.43	8/22/2013	0.43	\$ 10,000,000.00	\$ 10,000,000.00	\$ 9,984,200.00	8/22/2011
207549	301 REG	31331KZJ2	FFCB DEBENTURE	0.35	9/23/2013	0.44	\$ 12,000,000.00	\$ 11,979,600.00	\$ 11,979,000.00	9/28/2011
207346	301 REG	31331KYF1	FFCB DEBENTURE	0.51	12/16/2013	0.51	\$ 5,000,000.00	\$ 5,000,000.00	\$ 4,994,800.00	9/16/2011
204455	301 REG	31331KGD6	FFCB DEBENTURE	1.38	3/28/2014	1.46	\$ 5,000,000.00	\$ 4,987,500.00	\$ 5,026,650.00	4/6/2011
206824	301 REG	31331KSL5	FFCB DEBENTURE	0.97	4/28/2014	0.98	\$ 5,000,000.00	\$ 4,999,250.00	\$ 5,001,550.00	7/28/2011
207088	301 REG	31331KVQ0	FFCB DEBENTURE	0.69	5/23/2014	0.69	\$ 10,000,000.00	\$ 10,000,000.00	\$ 9,981,700.00	8/23/2011
206918	301 REG	31331KTT7	FFCB DEBENTURE	1.05	11/10/2014	1.05	\$ 10,000,000.00	\$ 10,000,000.00	\$ 10,006,100.00	8/10/2011
204176	301 REG	31331J2P7	FFCB DEBENTURE	1.25	11/17/2014	1.58	\$ 10,000,000.00	\$ 9,882,500.00	\$ 10,011,300.00	3/17/2011
204077	301 REG	31331KEB2	FFCB DEBENTURE	2.18	3/16/2015	2.18	\$ 15,000,000.00	\$ 15,000,000.00	\$ 15,114,600.00	3/16/2011
207116	301 REG	31331KVR8	FFCB DEBENTURE	1.05	5/22/2015	1.05	\$ 10,000,000.00	\$ 10,000,000.00	\$ 9,999,900.00	8/22/2011
206109	301 REG	31331KNF3	FFCB DEBENTURE	1.69	6/9/2015	1.70	\$ 10,000,000.00	\$ 9,997,500.00	\$ 10,019,500.00	6/9/2011
207105	301 REG	31331KVG2	FFCB DEBENTURE	1.37	11/18/2015	1.37	\$ 10,000,000.00	\$ 10,000,000.00	\$ 9,974,000.00	8/18/2011
207204	301 REG	31331KVG2	FFCB DEBENTURE	1.37	11/18/2015	1.38	\$ 5,000,000.00	\$ 4,998,250.00	\$ 4,987,000.00	8/24/2011
206053	301 REG	31331KNJ5	FFCB DEBENTURE	2.14	6/13/2016	2.14	\$ 7,715,000.00	\$ 7,715,000.00	\$ 7,738,993.65	6/13/2011
							\$ 219,715,000.00	\$ 219,514,850.00	\$ 219,769,443.65	
205370	300 REG	313312NF3	FFCB DISCOUNT NOTE	0.12	10/21/2011	0.12	\$ 25,000,000.00	\$ 24,985,416.67	\$ 24,999,750.00	4/29/2011
206693	300 REG	313312QU7	FFCB DISCOUNT NOTE	0.06	12/21/2011	0.06	\$ 25,000,000.00	\$ 24,993,291.67	\$ 24,999,000.00	7/13/2011
204473	300 REG	313312UR9	FFCB DISCOUNT NOTE	0.27	3/23/2012	0.28	\$ 25,000,000.00	\$ 24,934,000.00	\$ 24,996,500.00	4/6/2011
205323	300 REG	313312WB2	FFCB DISCOUNT NOTE	0.25	4/26/2012	0.26	\$ 10,000,000.00	\$ 9,974,652.78	\$ 9,997,700.00	4/27/2011
205689	300 REG	313312WY2	FFCB DISCOUNT NOTE	0.20	5/17/2012	0.20	\$ 25,000,000.00	\$ 24,949,444.44	\$ 24,992,000.00	5/19/2011
206208	300 REG	313312YB0	FFCB DISCOUNT NOTE	0.21	6/13/2012	0.21	\$ 15,000,000.00	\$ 14,968,062.50	\$ 14,993,700.00	6/14/2011
							\$ 125,000,000.00	\$ 124,804,868.06	\$ 124,978,650.00	
205357	300 REG	313373QA3	FHLB DEBENTURE	0.13	11/9/2011	0.14	\$ 25,000,000.00	\$ 24,998,350.00	\$ 25,000,500.00	5/9/2011
205445	300 REG	313373RJ3	FHLB DEBENTURE	0.12	11/10/2011	0.14	\$ 50,000,000.00	\$ 49,994,000.00	\$ 50,000,500.00	5/10/2011
205538	300 REG	313373T44	FHLB DEBENTURE	0.15	2/17/2012	0.18	\$ 25,000,000.00	\$ 24,994,642.50	\$ 25,003,750.00	5/20/2011
205846	300 REG	313373ZM7	FHLB DEBENTURE	0.22	6/6/2012	0.23	\$ 25,000,000.00	\$ 24,996,581.75	\$ 24,991,500.00	6/6/2011
207106	301 REG	313375D38	FHLB DEBENTURE	0.30	9/11/2012	0.30	\$ 10,000,000.00	\$ 10,000,000.00	\$ 10,001,400.00	9/6/2011

PGM: INVS\_MONTHEND\_INVENTORY  
 SOURCE: VisualQED  
 MODEL: INVENTORY  
 BASIS: SETTLEMENT  
 AS-OF: 9/30/2011

**JOSH MANDEL  
 TREASURER, STATE OF OHIO**

INVESTMENT INVENTORY  
 SETTLED POSITIONS AS OF: 09/30/11

INVT#	FUND	CUSIP	DESCRIPTION	RATE	MATURITY	YIELD	PAR AMOUNT	BOOK VALUE	MARKET VALUE	1ST PUR
207156	301 REG	313375GE1	FHLB DEBENTURE	0.35	9/18/2012	0.35	\$ 10,000,000.00	\$ 10,000,000.00	\$ 10,002,800.00	9/13/2011
206224	301 REG	313374E22	FHLB DEBENTURE	0.40	12/27/2012	0.40	\$ 15,000,000.00	\$ 15,000,000.00	\$ 15,002,250.00	6/27/2011
206201	301 REG	313374DB3	FHLB DEBENTURE	0.35	12/28/2012	0.35	\$ 10,000,000.00	\$ 10,000,000.00	\$ 10,002,600.00	6/28/2011
206835	301 REG	313374ZJ2	FHLB DEBENTURE	0.50	2/8/2013	0.50	\$ 5,000,000.00	\$ 5,000,000.00	\$ 5,000,850.00	8/8/2011
206874	301 REG	313374ZJ2	FHLB DEBENTURE	0.50	2/8/2013	0.50	\$ 5,385,000.00	\$ 5,385,000.00	\$ 5,385,915.45	8/8/2011
206527	301 REG	313374KY5	FHLB DEBENTURE	0.40	4/30/2013	0.47	\$ 5,000,000.00	\$ 4,993,750.00	\$ 5,002,250.00	6/30/2011
206424	301 REG	313374F21	FHLB DEBENTURE	0.70	7/5/2013	0.70	\$ 10,000,000.00	\$ 10,000,000.00	\$ 10,000,200.00	7/5/2011
206826	301 REG	313374ZW3	FHLB DEBENTURE	0.65	8/8/2013	0.65	\$ 7,250,000.00	\$ 7,250,000.00	\$ 7,251,232.50	8/8/2011
203947	301 REG	313372UY8	FHLB DEBENTURE	1.30	12/23/2013	1.30	\$ 11,000,000.00	\$ 11,000,000.00	\$ 11,051,810.00	3/23/2011
203994	301 REG	313372WD2	FHLB DEBENTURE	1.31	12/23/2013	1.31	\$ 25,000,000.00	\$ 25,000,000.00	\$ 25,055,000.00	3/23/2011
206200	301 REG	313374BX7	FHLB DEBENTURE	1.13	6/27/2014	1.13	\$ 5,000,000.00	\$ 5,000,000.00	\$ 5,006,800.00	6/27/2011
207025	301 REG	313375CH8	FHLB DEBENTURE	0.65	8/22/2014	0.65	\$ 10,000,000.00	\$ 10,000,000.00	\$ 9,952,300.00	8/22/2011
207115	301 REG	313375EE3	FHLB DEBENTURE	0.75	9/9/2014	0.76	\$ 10,000,000.00	\$ 9,996,500.00	\$ 9,967,400.00	9/9/2011
207087	301 REG	313375DW4	FHLB DEBENTURE	0.88	12/8/2014	0.88	\$ 10,000,000.00	\$ 10,000,000.00	\$ 9,961,500.00	9/8/2011
206108	301 REG	3133745L0	FHLB DEBENTURE	1.25	12/22/2014	1.25	\$ 5,000,000.00	\$ 5,000,000.00	\$ 5,024,250.00	6/22/2011
206429	301 REG	313374D80	FHLB DEBENTURE	1.30	3/27/2015	1.30	\$ 4,470,000.00	\$ 4,470,000.00	\$ 4,495,166.10	6/27/2011
206474	301 REG	313374KK5	FHLB DEBENTURE	1.63	7/14/2015	1.63	\$ 15,000,000.00	\$ 15,000,000.00	\$ 15,006,900.00	7/14/2011
207168	301 REG	313375EX1	FHLB DEBENTURE	1.30	12/14/2015	1.32	\$ 10,000,000.00	\$ 9,992,500.00	\$ 9,952,000.00	9/14/2011
							\$ 308,105,000.00	\$ 308,071,324.25	\$ 308,118,874.05	
207333	301 REG	313375LH8	FHLB MULTI STEP COUPON BOND	0.25	3/28/2013	0.25	\$ 5,000,000.00	\$ 5,000,000.00	\$ 4,998,200.00	9/28/2011
206496	301 REG	313374A91	FHLB MULTI STEP COUPON BOND	0.50	12/27/2013	0.50	\$ 15,000,000.00	\$ 15,001,500.00	\$ 14,998,800.00	6/28/2011
206443	301 REG	313374JE1	FHLB MULTI STEP COUPON BOND	1.00	7/7/2015	1.01	\$ 5,000,000.00	\$ 4,997,500.00	\$ 5,000,400.00	7/7/2011
205709	301 REG	313373XX5	FHLB MULTI STEP COUPON BOND	0.75	12/15/2015	0.75	\$ 15,000,000.00	\$ 15,000,000.00	\$ 15,003,450.00	6/15/2011
205859	301 REG	3133742D1	FHLB MULTI STEP COUPON BOND	1.25	12/15/2015	1.27	\$ 9,000,000.00	\$ 8,991,000.00	\$ 9,017,550.00	6/15/2011
206625	301 REG	313374PR5	FHLB MULTI STEP COUPON BOND	1.00	7/18/2016	1.00	\$ 10,000,000.00	\$ 10,000,000.00	\$ 10,001,900.00	7/18/2011
207347	301 REG	313375PA9	FHLB MULTI STEP COUPON BOND	1.00	9/29/2016	1.00	\$ 5,000,000.00	\$ 5,000,000.00	\$ 4,981,200.00	9/29/2011
							\$ 64,000,000.00	\$ 63,990,000.00	\$ 64,001,500.00	
207205	301 REG	313375GW1	FHLB MULTI STEP COUPON BOND (4X)	0.38	9/16/2016	0.38	\$ 10,000,000.00	\$ 10,000,000.00	\$ 9,981,500.00	9/16/2011
207380	301 REG	313375QH3	FHLB MULTI STEP COUPON BOND (4X)	0.75	9/30/2016	0.76	\$ 5,000,000.00	\$ 4,998,750.00	\$ 4,984,450.00	9/30/2011
							\$ 15,000,000.00	\$ 14,998,750.00	\$ 14,965,950.00	
205511	300 REG	313373SL7	FHLB DEBENTURE (INT@MAT)	0.09	11/18/2011	0.12	\$ 25,000,000.00	\$ 24,996,500.00	\$ 24,999,250.00	5/20/2011
206917	300 REG	3133757H4	FHLB DEBENTURE (INT@MAT)	0.16	3/8/2012	0.19	\$ 50,000,000.00	\$ 49,990,469.00	\$ 50,005,000.00	8/8/2011
							\$ 75,000,000.00	\$ 74,986,969.00	\$ 75,004,250.00	
207046	300 REG	313384MP1	FHLB DISCOUNT NOTE	0.04	10/5/2011	0.04	\$ 25,698,000.00	\$ 25,696,458.12	\$ 25,698,000.00	8/12/2011
207047	300 REG	313384MP1	FHLB DISCOUNT NOTE	0.04	10/5/2011	0.04	\$ 13,008,000.00	\$ 13,007,219.52	\$ 13,008,000.00	8/12/2011
207048	300 REG	313384MP1	FHLB DISCOUNT NOTE	0.04	10/5/2011	0.04	\$ 20,677,000.00	\$ 20,675,759.38	\$ 20,677,000.00	8/12/2011
206953	300 REG	313384MR7	FHLB DISCOUNT NOTE	0.02	10/7/2011	0.02	\$ 40,295,000.00	\$ 40,293,656.83	\$ 40,295,000.00	8/8/2011
204987	300 REG	313384MW6	FHLB DISCOUNT NOTE	0.14	10/12/2011	0.14	\$ 50,000,000.00	\$ 49,965,875.00	\$ 49,999,500.00	4/13/2011
207083	300 REG	313384MY2	FHLB DISCOUNT NOTE	0.06	10/14/2011	0.06	\$ 50,000,000.00	\$ 49,995,416.67	\$ 49,999,500.00	8/15/2011
207084	300 REG	313384MY2	FHLB DISCOUNT NOTE	0.06	10/14/2011	0.06	\$ 50,000,000.00	\$ 49,995,416.67	\$ 49,999,500.00	8/15/2011
207085	300 REG	313384MY2	FHLB DISCOUNT NOTE	0.06	10/14/2011	0.06	\$ 50,000,000.00	\$ 49,995,493.06	\$ 49,999,500.00	8/16/2011
207142	300 REG	313384MY2	FHLB DISCOUNT NOTE	0.04	10/14/2011	0.04	\$ 17,715,000.00	\$ 17,713,858.37	\$ 17,714,822.85	8/17/2011
207143	300 REG	313384MY2	FHLB DISCOUNT NOTE	0.04	10/14/2011	0.04	\$ 26,874,000.00	\$ 26,872,268.12	\$ 26,873,731.26	8/17/2011
207144	300 REG	313384MY2	FHLB DISCOUNT NOTE	0.04	10/14/2011	0.04	\$ 27,378,000.00	\$ 27,377,726.22	\$ 27,377,726.22	8/17/2011
207188	300 REG	313384MY2	FHLB DISCOUNT NOTE	0.03	10/14/2011	0.03	\$ 50,000,000.00	\$ 49,998,159.72	\$ 49,999,500.00	8/22/2011
207189	300 REG	313384MY2	FHLB DISCOUNT NOTE	0.03	10/14/2011	0.03	\$ 50,000,000.00	\$ 49,998,159.72	\$ 49,999,500.00	8/22/2011
207170	300 REG	313384NF2	FHLB DISCOUNT NOTE	0.03	10/21/2011	0.03	\$ 49,695,000.00	\$ 49,692,391.01	\$ 49,694,503.05	8/19/2011
207214	300 REG	313384NF2	FHLB DISCOUNT NOTE	0.01	10/21/2011	0.01	\$ 18,000,000.00	\$ 17,999,710.00	\$ 17,999,820.00	8/24/2011
207215	300 REG	313384NF2	FHLB DISCOUNT NOTE	0.01	10/21/2011	0.01	\$ 24,000,000.00	\$ 23,999,613.33	\$ 23,999,760.00	8/24/2011
207155	300 REG	313384NV7	FHLB DISCOUNT NOTE	0.04	11/4/2011	0.04	\$ 37,000,000.00	\$ 36,996,793.33	\$ 36,999,260.00	8/18/2011
207305	300 REG	313384NV7	FHLB DISCOUNT NOTE	0.02	11/4/2011	0.02	\$ 50,000,000.00	\$ 49,998,687.50	\$ 49,999,000.00	9/2/2011
207306	300 REG	313384NV7	FHLB DISCOUNT NOTE	0.02	11/4/2011	0.02	\$ 50,000,000.00	\$ 49,998,687.50	\$ 49,999,000.00	9/2/2011
207315	300 REG	313384NV7	FHLB DISCOUNT NOTE	0.02	11/4/2011	0.02	\$ 50,000,000.00	\$ 49,998,687.50	\$ 49,999,000.00	9/2/2011
207316	300 REG	313384NV7	FHLB DISCOUNT NOTE	0.02	11/4/2011	0.02	\$ 50,000,000.00	\$ 49,998,687.50	\$ 49,999,000.00	9/2/2011

PGM: INVS\_MONTHEND\_INVENTORY  
 SOURCE: VisualQED  
 MODEL: INVENTORY  
 BASIS: SETTLEMENT  
 AS-OF: 9/30/2011

**JOSH MANDEL  
 TREASURER, STATE OF OHIO**

INVESTMENT INVENTORY  
 SETTLED POSITIONS AS OF: 09/30/11

INVT#	FUND	CUSIP	DESCRIPTION	RATE	MATURITY	YIELD	PAR AMOUNT	BOOK VALUE	MARKET VALUE	1ST PUR
207392	300 REG	313384NV7	FHLB DISCOUNT NOTE	0.02	11/4/2011	0.02	\$ 50,000,000.00	\$ 49,998,555.56	\$ 49,999,000.00	9/13/2011
207393	300 REG	313384NV7	FHLB DISCOUNT NOTE	0.02	11/4/2011	0.02	\$ 11,500,000.00	\$ 11,499,667.78	\$ 11,499,770.00	9/13/2011
207432	300 REG	313384PH6	FHLB DISCOUNT NOTE	0.02	11/16/2011	0.02	\$ 29,858,000.00	\$ 29,856,971.56	\$ 29,857,402.84	9/15/2011
207447	300 REG	313384PH6	FHLB DISCOUNT NOTE	0.02	11/16/2011	0.02	\$ 24,000,000.00	\$ 23,999,420.00	\$ 23,999,520.00	9/19/2011
206151	300 REG	313384PK9	FHLB DISCOUNT NOTE	0.11	11/18/2011	0.11	\$ 33,898,000.00	\$ 33,881,220.49	\$ 33,896,983.06	6/9/2011
207448	300 REG	313384PK9	FHLB DISCOUNT NOTE	0.02	11/18/2011	0.02	\$ 50,000,000.00	\$ 49,998,333.33	\$ 49,998,500.00	9/19/2011
207526	300 REG	313384PS2	FHLB DISCOUNT NOTE	0.02	11/25/2011	0.02	\$ 50,000,000.00	\$ 49,998,687.50	\$ 49,998,500.00	9/23/2011
206154	300 REG	313384PZ6	FHLB DISCOUNT NOTE	0.13	12/2/2011	0.13	\$ 49,825,000.00	\$ 49,794,551.39	\$ 49,823,505.25	6/9/2011
207602	300 REG	313384QU6	FHLB DISCOUNT NOTE	0.02	12/21/2011	0.02	\$ 27,200,000.00	\$ 27,199,059.33	\$ 27,198,912.00	9/29/2011
207565	300 REG	313384SP5	FHLB DISCOUNT NOTE	0.02	2/2/2012	0.02	\$ 25,886,000.00	\$ 25,884,173.60	\$ 25,884,187.98	9/28/2011
207566	300 REG	313384TS8	FHLB DISCOUNT NOTE	0.06	2/29/2012	0.06	\$ 50,000,000.00	\$ 49,987,166.67	\$ 49,996,000.00	9/28/2011
207370	300 REG	313384TU3	FHLB DISCOUNT NOTE	0.11	3/2/2012	0.11	\$ 28,141,000.00	\$ 28,125,952.38	\$ 28,137,341.67	9/9/2011
							\$ 1,230,648,000.00	\$ 1,230,490,994.08	\$ 1,230,620,246.18	
207239	300 REG	3134G2B92	FHLMC DEBENTURE	0.50	3/13/2013	0.50	\$ 25,000,000.00	\$ 25,000,000.00	\$ 25,014,250.00	9/13/2011
206810	301 REG	3134G2TZ5	FHLMC DEBENTURE	0.63	8/15/2013	0.63	\$ 5,000,000.00	\$ 5,000,000.00	\$ 5,004,600.00	8/15/2011
207005	301 REG	3134G2YB2	FHLMC DEBENTURE	0.50	8/23/2013	0.50	\$ 10,000,000.00	\$ 10,000,000.00	\$ 9,978,300.00	8/23/2011
207332	301 REG	3134G2ZB1	FHLMC DEBENTURE	0.50	9/6/2013	0.50	\$ 5,000,000.00	\$ 5,000,000.00	\$ 4,992,200.00	9/7/2011
207402	301 REG	3134G2L34	FHLMC DEBENTURE	0.55	9/30/2013	0.56	\$ 5,000,000.00	\$ 4,999,000.00	\$ 4,994,800.00	9/30/2011
205581	301 REG	3134G2HC9	FHLMC DEBENTURE	1.50	11/25/2014	1.50	\$ 10,000,000.00	\$ 10,000,000.00	\$ 10,015,300.00	5/25/2011
206473	301 REG	3134G2PM8	FHLMC DEBENTURE	1.25	12/29/2014	1.25	\$ 10,000,000.00	\$ 10,000,000.00	\$ 10,046,500.00	6/29/2011
205580	301 REG	3134G1WK6	FHLMC DEBENTURE	1.50	1/29/2015	1.58	\$ 10,000,000.00	\$ 9,970,000.00	\$ 10,008,400.00	5/11/2011
206500	301 REG	3134G2PU0	FHLMC DEBENTURE	1.50	7/13/2015	1.50	\$ 10,000,000.00	\$ 10,000,000.00	\$ 10,063,600.00	7/13/2011
207445	301 REG	3134G2P30	FHLMC DEBENTURE	1.05	9/28/2015	1.05	\$ 5,000,000.00	\$ 5,000,000.00	\$ 4,975,450.00	9/28/2011
207443	301 REG	3134G2K35	FHLMC DEBENTURE	1.05	9/29/2015	1.07	\$ 5,000,000.00	\$ 4,996,000.00	\$ 4,962,650.00	9/29/2011
205338	301 REG	3134G2FG2	FHLMC DEBENTURE	2.50	5/10/2016	2.52	\$ 5,000,000.00	\$ 4,995,000.00	\$ 5,009,650.00	5/10/2011
205579	301 REG	3134G2GT3	FHLMC DEBENTURE	2.50	5/25/2016	2.47	\$ 15,000,000.00	\$ 15,018,750.00	\$ 15,045,750.00	5/25/2011
							\$ 120,000,000.00	\$ 119,978,750.00	\$ 120,111,450.00	
207000	301 REG	3134G2VR0	FHLMC MULTI STEP COUPON BOND	0.50	2/25/2014	0.50	\$ 10,000,000.00	\$ 10,000,000.00	\$ 10,000,500.00	8/25/2011
206984	301 REG	3134G2VM1	FHLMC MULTI STEP COUPON BOND	0.63	8/25/2014	0.63	\$ 5,000,000.00	\$ 5,000,000.00	\$ 5,000,800.00	8/25/2011
206818	301 REG	3134G2UH3	FHLMC MULTI STEP COUPON BOND	1.00	8/17/2015	1.00	\$ 15,000,000.00	\$ 15,000,000.00	\$ 15,007,200.00	8/17/2011
206529	301 REG	3134G2QH8	FHLMC MULTI STEP COUPON BOND	2.00	7/26/2016	2.00	\$ 10,000,000.00	\$ 10,000,000.00	\$ 10,010,500.00	7/26/2011
206623	301 REG	3134G2RH7	FHLMC MULTI STEP COUPON BOND	1.05	7/27/2016	1.05	\$ 10,000,000.00	\$ 10,000,000.00	\$ 10,003,100.00	7/27/2011
206876	301 REG	3134G2UT7	FHLMC MULTI STEP COUPON BOND	1.00	8/17/2016	1.00	\$ 12,000,000.00	\$ 12,000,000.00	\$ 12,006,120.00	8/17/2011
207013	301 REG	3134G2YD8	FHLMC MULTI STEP COUPON BOND	1.13	8/24/2016	1.13	\$ 10,000,000.00	\$ 10,000,000.00	\$ 10,010,600.00	8/24/2011
206998	301 REG	3134G2XT4	FHLMC MULTI STEP COUPON BOND	1.25	8/25/2016	1.25	\$ 7,400,000.00	\$ 7,400,000.00	\$ 7,390,602.00	8/25/2011
207024	301 REG	3134G2YF3	FHLMC MULTI STEP COUPON BOND	0.50	9/1/2016	0.50	\$ 15,000,000.00	\$ 15,000,000.00	\$ 14,983,200.00	9/1/2011
206982	301 REG	3134G2WT5	FHLMC MULTI STEP COUPON BOND	1.00	9/2/2016	1.00	\$ 10,000,000.00	\$ 9,998,500.00	\$ 10,001,200.00	9/2/2011
207090	301 REG	3134G2ZJ4	FHLMC MULTI STEP COUPON BOND	1.00	9/6/2016	1.01	\$ 10,000,000.00	\$ 9,997,500.00	\$ 9,980,600.00	9/6/2011
207206	301 REG	3134G2ZU9	FHLMC MULTI STEP COUPON BOND	1.00	9/16/2016	1.01	\$ 6,385,000.00	\$ 6,383,403.75	\$ 6,374,656.30	9/16/2011
207403	301 REG	3134G2M82	FHLMC MULTI STEP COUPON BOND	0.75	9/29/2016	0.76	\$ 10,000,000.00	\$ 9,997,500.00	\$ 9,996,700.00	9/29/2011
207421	301 REG	3134G2N81	FHLMC MULTI STEP COUPON BOND	1.25	9/29/2016	1.26	\$ 10,000,000.00	\$ 9,997,500.00	\$ 9,950,700.00	9/29/2011
207379	301 REG	3134G2K76	FHLMC MULTI STEP COUPON BOND	1.00	9/30/2016	1.00	\$ 5,000,000.00	\$ 5,000,000.00	\$ 4,987,300.00	9/30/2011
							\$ 145,785,000.00	\$ 145,774,403.75	\$ 145,683,778.30	
206471	301 REG	3134G2NM0	FHLMC MULTI STEP COUPON BOND(4X)	0.55	1/13/2014	0.55	\$ 5,000,000.00	\$ 5,000,000.00	\$ 5,000,300.00	7/13/2011
207253	301 REG	3134G2TU6	FHLMC MULTI STEP COUPON BOND(4X)	0.63	8/18/2014	0.63	\$ 5,000,000.00	\$ 5,000,000.00	\$ 4,999,850.00	8/29/2011
							\$ 10,000,000.00	\$ 10,000,000.00	\$ 10,000,150.00	
205487	300 REG	313396MQ3	FHLMC DISCOUNT NOTE	0.07	10/6/2011	0.07	\$ 25,000,000.00	\$ 24,992,513.89	\$ 25,000,000.00	5/5/2011
206930	300 REG	313396MV2	FHLMC DISCOUNT NOTE	0.04	10/11/2011	0.04	\$ 38,271,000.00	\$ 38,268,150.94	\$ 38,271,000.00	8/5/2011
207053	300 REG	313396MV2	FHLMC DISCOUNT NOTE	0.03	10/11/2011	0.03	\$ 25,000,000.00	\$ 24,998,729.17	\$ 25,000,000.00	8/11/2011
207113	300 REG	313396MV2	FHLMC DISCOUNT NOTE	0.03	10/11/2011	0.03	\$ 17,832,000.00	\$ 17,831,167.84	\$ 17,832,000.00	8/16/2011
207114	300 REG	313396MV2	FHLMC DISCOUNT NOTE	0.03	10/11/2011	0.03	\$ 14,573,000.00	\$ 14,572,319.93	\$ 14,573,000.00	8/16/2011
207137	300 REG	313396MV2	FHLMC DISCOUNT NOTE	0.03	10/11/2011	0.03	\$ 50,000,000.00	\$ 49,997,708.33	\$ 50,000,000.00	8/17/2011
205166	300 REG	313396NB5	FHLMC DISCOUNT NOTE	0.14	10/17/2011	0.14	\$ 25,000,000.00	\$ 24,982,305.56	\$ 24,999,750.00	4/18/2011
206245	300 REG	313396NR0	FHLMC DISCOUNT NOTE	0.10	10/31/2011	0.10	\$ 25,000,000.00	\$ 24,990,416.67	\$ 24,999,500.00	6/15/2011

PGM: INVS\_MONTHEND\_INVENTORY  
 SOURCE: VisualQED  
 MODEL: INVENTORY  
 BASIS: SETTLEMENT  
 AS-OF: 9/30/2011

**JOSH MANDEL  
 TREASURER, STATE OF OHIO**

INVESTMENT INVENTORY  
 SETTLED POSITIONS AS OF: 09/30/11

INVT#	FUND	CUSIP	DESCRIPTION	RATE	MATURITY	YIELD	PAR AMOUNT	BOOK VALUE	MARKET VALUE	1ST PUR
207461	300 REG	313396NR0	FHLMC DISCOUNT NOTE	0.01	10/31/2011	0.01	\$ 1,765,000.00	\$ 1,764,989.95	\$ 1,764,964.70	9/20/2011
207462	300 REG	313396NR0	FHLMC DISCOUNT NOTE	0.01	10/31/2011	0.01	\$ 10,800,000.00	\$ 10,799,938.50	\$ 10,799,784.00	9/20/2011
207463	300 REG	313396NR0	FHLMC DISCOUNT NOTE	0.01	10/31/2011	0.01	\$ 50,000,000.00	\$ 49,999,715.28	\$ 49,999,000.00	9/20/2011
207187	300 REG	313396NY5	FHLMC DISCOUNT NOTE	0.04	11/7/2011	0.04	\$ 36,770,000.00	\$ 36,769,283.11	\$ 36,769,264.60	8/23/2011
207267	300 REG	313396NZ2	FHLMC DISCOUNT NOTE	0.02	11/8/2011	0.02	\$ 21,860,000.00	\$ 21,859,149.89	\$ 21,859,562.80	8/30/2011
207270	300 REG	313396NZ2	FHLMC DISCOUNT NOTE	0.02	11/8/2011	0.02	\$ 50,000,000.00	\$ 49,998,541.67	\$ 49,999,000.00	8/30/2011
207271	300 REG	313396NZ2	FHLMC DISCOUNT NOTE	0.02	11/8/2011	0.02	\$ 50,000,000.00	\$ 49,998,541.67	\$ 49,999,000.00	8/30/2011
207349	300 REG	313396PH0	FHLMC DISCOUNT NOTE	0.02	11/16/2011	0.02	\$ 50,000,000.00	\$ 49,998,083.33	\$ 49,999,000.00	9/8/2011
207389	300 REG	313396PH0	FHLMC DISCOUNT NOTE	0.03	11/16/2011	0.03	\$ 50,000,000.00	\$ 49,997,291.67	\$ 49,999,000.00	9/12/2011
207368	300 REG	313396PK3	FHLMC DISCOUNT NOTE	0.03	11/18/2011	0.03	\$ 50,000,000.00	\$ 49,997,083.33	\$ 49,998,500.00	9/9/2011
207369	300 REG	313396PK3	FHLMC DISCOUNT NOTE	0.03	11/18/2011	0.03	\$ 50,000,000.00	\$ 49,997,208.33	\$ 49,998,500.00	9/12/2011
207277	300 REG	313396PN7	FHLMC DISCOUNT NOTE	0.02	11/21/2011	0.02	\$ 50,000,000.00	\$ 49,997,722.22	\$ 49,998,500.00	8/31/2011
205987	300 REG	313396PV9	FHLMC DISCOUNT NOTE	0.13	11/28/2011	0.13	\$ 39,722,000.00	\$ 39,697,311.67	\$ 39,720,808.34	6/2/2011
206101	300 REG	313396QC0	FHLMC DISCOUNT NOTE	0.13	12/5/2011	0.13	\$ 25,028,000.00	\$ 25,011,822.18	\$ 25,026,998.88	6/9/2011
207202	300 REG	313396QC0	FHLMC DISCOUNT NOTE	0.04	12/5/2011	0.04	\$ 15,733,000.00	\$ 15,731,181.96	\$ 15,732,370.68	8/23/2011
207302	300 REG	313396QC0	FHLMC DISCOUNT NOTE	0.02	12/5/2011	0.02	\$ 28,488,000.00	\$ 28,486,496.47	\$ 28,486,860.48	9/1/2011
207303	300 REG	313396QD8	FHLMC DISCOUNT NOTE	0.02	12/6/2011	0.02	\$ 17,211,000.00	\$ 17,210,082.08	\$ 17,210,311.56	9/1/2011
207304	300 REG	313396QD8	FHLMC DISCOUNT NOTE	0.02	12/6/2011	0.02	\$ 11,653,000.00	\$ 11,652,378.51	\$ 11,652,533.88	9/1/2011
207601	300 REG	313396QL0	FHLMC DISCOUNT NOTE	0.02	12/13/2011	0.02	\$ 30,000,000.00	\$ 29,999,062.50	\$ 29,998,800.00	9/29/2011
207331	300 REG	313396QP1	FHLMC DISCOUNT NOTE	0.04	12/16/2011	0.04	\$ 11,130,000.00	\$ 11,128,750.97	\$ 11,129,554.80	9/6/2011
206462	300 REG	313396QS5	FHLMC DISCOUNT NOTE	0.11	12/19/2011	0.11	\$ 13,373,000.00	\$ 13,365,849.16	\$ 13,372,465.08	6/27/2011
206464	300 REG	313396QS5	FHLMC DISCOUNT NOTE	0.11	12/19/2011	0.11	\$ 25,028,000.00	\$ 25,014,616.97	\$ 25,026,998.88	6/27/2011
206475	300 REG	313396QS5	FHLMC DISCOUNT NOTE	0.11	12/19/2011	0.11	\$ 50,000,000.00	\$ 49,973,263.89	\$ 49,998,000.00	6/27/2011
206476	300 REG	313396QS5	FHLMC DISCOUNT NOTE	0.11	12/19/2011	0.11	\$ 25,000,000.00	\$ 24,986,631.94	\$ 24,999,000.00	6/27/2011
206601	300 REG	313396RH8	FHLMC DISCOUNT NOTE	0.11	1/3/2012	0.11	\$ 50,000,000.00	\$ 49,972,194.44	\$ 49,997,500.00	7/5/2011
207604	300 REG	313396RX3	FHLMC DISCOUNT NOTE	0.03	1/17/2012	0.03	\$ 50,000,000.00	\$ 49,996,180.56	\$ 49,997,000.00	9/29/2011
207330	300 REG	313396RY1	FHLMC DISCOUNT NOTE	0.07	1/18/2012	0.07	\$ 24,679,000.00	\$ 24,672,569.75	\$ 24,677,519.26	9/6/2011
207605	300 REG	313396SH7	FHLMC DISCOUNT NOTE	0.01	1/27/2012	0.01	\$ 50,000,000.00	\$ 49,998,333.33	\$ 49,997,000.00	9/29/2011
207606	300 REG	313396SH7	FHLMC DISCOUNT NOTE	0.01	1/27/2012	0.01	\$ 50,000,000.00	\$ 49,998,333.33	\$ 49,997,000.00	9/29/2011
207345	300 REG	313396TM5	FHLMC DISCOUNT NOTE	0.10	2/24/2012	0.10	\$ 33,211,000.00	\$ 33,195,317.03	\$ 33,208,343.12	9/7/2011
							\$ 1,242,127,000.00	\$ 1,241,899,238.02	\$ 1,242,088,391.06	
207376	301 REG	3134G2F80	FHLMC MEDIUM TERM NOTE	1.00	6/16/2015	1.00	\$ 5,000,000.00	\$ 5,000,000.00	\$ 4,975,650.00	9/16/2011
							\$ 5,000,000.00	\$ 5,000,000.00	\$ 4,975,650.00	
204288	301 REG	3136FPUC9	FNMA DEBENTURE	0.50	10/30/2012	0.56	\$ 5,000,000.00	\$ 4,995,250.00	\$ 5,005,100.00	3/24/2011
204652	301 REG	31398A6F4	FNMA DEBENTURE	0.38	12/28/2012	0.70	\$ 5,000,000.00	\$ 4,972,500.00	\$ 5,005,000.00	4/12/2011
207207	301 REG	3135G0DB6	FNMA DEBENTURE	0.60	9/12/2013	0.60	\$ 10,000,000.00	\$ 10,000,000.00	\$ 9,972,800.00	9/12/2011
205699	301 REG	31398A5Q1	FNMA DEBENTURE	0.88	11/8/2013	0.90	\$ 4,000,000.00	\$ 3,998,000.00	\$ 4,001,680.00	5/19/2011
204175	301 REG	3136FPWZ6	FNMA DEBENTURE	1.30	11/17/2014	1.56	\$ 10,000,000.00	\$ 9,908,600.00	\$ 10,177,400.00	3/17/2011
207023	301 REG	3136FRP64	FNMA DEBENTURE	0.75	12/1/2014	0.78	\$ 10,000,000.00	\$ 9,990,000.00	\$ 9,959,800.00	8/24/2011
206469	301 REG	3136FRXL2	FNMA DEBENTURE	1.25	3/27/2015	1.25	\$ 10,000,000.00	\$ 10,000,000.00	\$ 10,067,600.00	6/27/2011
206252	301 REG	31398A6B3	FNMA DEBENTURE	1.60	11/23/2015	1.68	\$ 10,500,000.00	\$ 10,462,200.00	\$ 10,521,840.00	6/16/2011
206054	301 REG	31398A6E7	FNMA DEBENTURE	1.50	11/23/2015	1.65	\$ 15,000,000.00	\$ 14,903,550.00	\$ 14,916,900.00	6/7/2011
206425	301 REG	31398A6E7	FNMA DEBENTURE	1.50	11/23/2015	1.58	\$ 10,000,000.00	\$ 9,966,000.00	\$ 9,944,600.00	6/24/2011
207444	301 REG	3136FR5V1	FNMA DEBENTURE	1.25	9/28/2016	1.30	\$ 10,000,000.00	\$ 9,975,000.00	\$ 9,955,100.00	9/28/2011
							\$ 99,500,000.00	\$ 99,171,100.00	\$ 99,527,820.00	
207049	300 REG	313588MM4	FNMA DISCOUNT NOTE	0.04	10/3/2011	0.04	\$ 50,000,000.00	\$ 49,997,111.11	\$ 50,000,000.00	8/12/2011
207050	300 REG	313588MM4	FNMA DISCOUNT NOTE	0.04	10/3/2011	0.04	\$ 11,751,000.00	\$ 11,750,321.05	\$ 11,751,000.00	8/12/2011
207051	300 REG	313588MM4	FNMA DISCOUNT NOTE	0.04	10/3/2011	0.04	\$ 26,809,000.00	\$ 26,807,451.04	\$ 26,809,000.00	8/12/2011
205124	300 REG	313588MW2	FNMA DISCOUNT NOTE	0.15	10/12/2011	0.15	\$ 26,874,000.00	\$ 26,853,844.50	\$ 26,873,731.26	4/15/2011
205125	300 REG	313588MW2	FNMA DISCOUNT NOTE	0.15	10/12/2011	0.15	\$ 50,000,000.00	\$ 49,962,500.00	\$ 49,999,500.00	4/15/2011
205742	300 REG	313588MW2	FNMA DISCOUNT NOTE	0.09	10/12/2011	0.09	\$ 25,000,000.00	\$ 24,991,125.00	\$ 24,999,750.00	5/23/2011
207154	300 REG	313588NB7	FNMA DISCOUNT NOTE	0.03	10/17/2011	0.03	\$ 15,657,000.00	\$ 15,656,358.50	\$ 15,656,843.43	8/19/2011
207153	300 REG	313588ND3	FNMA DISCOUNT NOTE	0.03	10/19/2011	0.03	\$ 43,200,000.00	\$ 43,197,768.00	\$ 43,199,568.00	8/18/2011
206694	300 REG	313588NF8	FNMA DISCOUNT NOTE	0.04	10/21/2011	0.04	\$ 50,000,000.00	\$ 49,994,444.44	\$ 49,999,500.00	7/13/2011
206695	300 REG	313588NF8	FNMA DISCOUNT NOTE	0.04	10/21/2011	0.04	\$ 50,000,000.00	\$ 49,994,444.44	\$ 49,999,500.00	7/13/2011

PGM: INVS\_MONTHEND\_INVENTORY  
 SOURCE: VisualQED  
 MODEL: INVENTORY  
 BASIS: SETTLEMENT  
 AS-OF: 9/30/2011

**JOSH MANDEL  
 TREASURER, STATE OF OHIO**

INVESTMENT INVENTORY  
 SETTLED POSITIONS AS OF: 09/30/11

INVT#	FUND	CUSIP	DESCRIPTION	RATE	MATURITY	YIELD	PAR AMOUNT	BOOK VALUE	MARKET VALUE	1ST PUR
205392	300 REG	313588NL5	FNMA DISCOUNT NOTE	0.14	10/26/2011	0.14	\$ 45,565,000.00	\$ 45,534,756.23	\$ 45,564,544.35	5/2/2011
206696	300 REG	313588NN1	FNMA DISCOUNT NOTE	0.04	10/28/2011	0.04	\$ 25,000,000.00	\$ 24,997,027.78	\$ 24,999,750.00	7/13/2011
206909	300 REG	313588NT8	FNMA DISCOUNT NOTE	0.08	11/2/2011	0.08	\$ 9,941,000.00	\$ 9,939,011.80	\$ 9,940,801.18	8/4/2011
206147	300 REG	313588PH2	FNMA DISCOUNT NOTE	0.12	11/16/2011	0.12	\$ 20,292,000.00	\$ 20,281,693.35	\$ 20,291,594.16	6/10/2011
207140	300 REG	313588PH2	FNMA DISCOUNT NOTE	0.07	11/16/2011	0.07	\$ 50,000,000.00	\$ 49,991,152.78	\$ 49,999,000.00	8/17/2011
206102	300 REG	313588PK5	FNMA DISCOUNT NOTE	0.11	11/18/2011	0.11	\$ 25,000,000.00	\$ 24,987,625.00	\$ 24,999,250.00	6/9/2011
207433	300 REG	313588PZ2	FNMA DISCOUNT NOTE	0.04	12/2/2011	0.04	\$ 32,556,000.00	\$ 32,553,178.48	\$ 32,555,023.32	9/15/2011
207589	300 REG	313588RL1	FNMA DISCOUNT NOTE	0.02	1/6/2012	0.02	\$ 20,054,000.00	\$ 20,052,885.89	\$ 20,052,997.30	9/28/2011
207572	300 REG	313588UP8	FNMA DISCOUNT NOTE	0.08	3/21/2012	0.08	\$ 31,250,000.00	\$ 31,238,606.77	\$ 31,245,625.00	9/28/2011
207603	300 REG	313588UP8	FNMA DISCOUNT NOTE	0.07	3/21/2012	0.07	\$ 50,000,000.00	\$ 49,983,083.33	\$ 49,993,000.00	9/29/2011
							\$ 658,949,000.00	\$ 658,764,389.49	\$ 658,929,978.00	
206225	301 REG	3136FRTK9	FNMA MULTI STEP COUPON BOND	0.75	6/27/2014	0.77	\$ 10,000,000.00	\$ 9,994,000.00	\$ 10,003,100.00	6/27/2011
206497	301 REG	3135G0BS1	FNMA MULTI STEP COUPON BOND	0.75	6/30/2014	0.75	\$ 10,000,000.00	\$ 10,000,000.00	\$ 9,996,600.00	6/30/2011
207241	301 REG	3136FRW25	FNMA MULTI STEP COUPON BOND	0.50	9/8/2014	0.50	\$ 5,000,000.00	\$ 5,000,000.00	\$ 5,003,850.00	9/8/2011
205192	301 REG	3136FRJN4	FNMA MULTI STEP COUPON BOND	1.50	4/28/2016	1.51	\$ 5,000,000.00	\$ 4,998,750.00	\$ 5,003,850.00	4/28/2011
206610	301 REG	3136FRA60	FNMA MULTI STEP COUPON BOND	1.50	7/27/2016	1.51	\$ 10,000,000.00	\$ 9,995,000.00	\$ 10,026,400.00	7/27/2011
206838	301 REG	3136FRK51	FNMA MULTI STEP COUPON BOND	1.00	7/27/2016	1.00	\$ 15,000,000.00	\$ 15,000,000.00	\$ 15,022,800.00	7/28/2011
207089	301 REG	3136FRR88	FNMA MULTI STEP COUPON BOND	1.00	8/22/2016	1.00	\$ 10,000,000.00	\$ 9,999,000.00	\$ 9,969,000.00	8/22/2011
207092	301 REG	3136FRR96	FNMA MULTI STEP COUPON BOND	1.00	9/14/2016	1.00	\$ 15,000,000.00	\$ 14,999,250.00	\$ 14,963,100.00	9/14/2011
207240	301 REG	3136FRV26	FNMA MULTI STEP COUPON BOND	1.00	9/14/2016	1.03	\$ 5,000,000.00	\$ 4,992,500.00	\$ 4,996,350.00	9/14/2011
207356	301 REG	3136FR4B6	FNMA MULTI STEP COUPON BOND	1.00	9/16/2016	1.01	\$ 10,000,000.00	\$ 9,995,000.00	\$ 9,967,500.00	9/16/2011
							\$ 95,000,000.00	\$ 94,973,500.00	\$ 94,952,550.00	
206934	301 REG	3136FRM83	FNMA MULTI STEP COUPON BOND (4X)	0.50	8/23/2016	0.52	\$ 15,000,000.00	\$ 14,985,000.00	\$ 14,991,900.00	8/23/2011
207103	301 REG	3136FRR21	FNMA MULTI STEP COUPON BOND (4X)	1.00	8/24/2016	1.00	\$ 10,000,000.00	\$ 10,000,000.00	\$ 9,988,200.00	8/24/2011
							\$ 25,000,000.00	\$ 24,985,000.00	\$ 24,980,100.00	
194016	301 REG	46513F7Q6	ISRAEL BOND	2.40	11/1/2012	2.40	\$ 4,785,000.00	\$ 4,785,000.00	\$ 4,785,000.00	11/9/2009
204286	301 REG	46513GVM6	ISRAEL BOND	1.09	4/1/2013	1.09	\$ 600,000.00	\$ 600,000.00	\$ 597,180.00	4/1/2011
197737	301 REG	46513GFC6	ISRAEL BOND	1.65	6/1/2013	1.65	\$ 6,115,000.00	\$ 6,115,000.00	\$ 6,115,000.00	6/8/2010
197736	301 REG	46513GQC4	ISRAEL BOND	1.75	6/1/2013	1.75	\$ 4,100,000.00	\$ 4,100,000.00	\$ 4,100,000.00	6/8/2010
204284	301 REG	46513G2M8	ISRAEL BOND	1.78	4/1/2014	1.78	\$ 12,000,000.00	\$ 12,000,000.00	\$ 12,000,000.00	4/1/2011
197133	301 REG	46513GQY6	ISRAEL BOND	2.93	5/1/2015	2.93	\$ 10,000,000.00	\$ 10,000,000.00	\$ 10,000,000.00	5/8/2010
204285	301 REG	46513G3M7	ISRAEL BOND	2.91	4/1/2016	2.91	\$ 5,400,000.00	\$ 5,400,000.00	\$ 5,400,000.00	4/1/2011
							\$ 43,000,000.00	\$ 43,000,000.00	\$ 42,997,180.00	
207635	304 REG	MMNOW0170	KEYBANK - INVESTMENT MATURITIES	0.15			\$ 129,491,120.83	\$ 129,491,120.83	\$ 129,491,120.83	9/30/2011
							\$ 129,491,120.83	\$ 129,491,120.83	\$ 129,491,120.83	
184539	300 REG	38141W273	GOLDMAN SACHS FIN SQ GOVT #465	0.01			\$ 314,281,361.96	\$ 314,281,361.96	\$ 314,281,361.96	1/30/2008
184510	304 REG	38141W273	GOLDMAN SACHS FIN SQ GOVT #465	0.01			\$ 228,446.10	\$ 228,446.10	\$ 228,446.10	1/29/2008
170509	300 REG	4812C0670	JP MORGAN US GOVT MMKT #3164	0.01			\$ 305,294,313.08	\$ 305,294,313.08	\$ 305,294,313.08	3/31/2005
180005	301 REG	4812C0670	JP MORGAN US GOVT MMKT #3164	0.01			\$ 196,752.38	\$ 196,752.38	\$ 196,752.38	2/28/2007
							\$ 620,000,873.52	\$ 620,000,873.52	\$ 620,000,873.52	
193190	300 REG	NOWSW3006	NOW ACCT-SWEEP ACCT-300/KEYBANK	0.10			\$ 305,434,576.51	\$ 305,434,576.51	\$ 305,434,576.51	8/10/2009
							\$ 305,434,576.51	\$ 305,434,576.51	\$ 305,434,576.51	
154433	300 REG	STAR30012	STAR OHIO 10010	0.04			\$ 204,223,013.86	\$ 204,223,013.86	\$ 204,223,013.86	3/28/2002
182202	301 REG	STAR30129	STAR OHIO 70933	0.04			\$ 52,460,564.38	\$ 52,460,564.38	\$ 52,460,564.38	8/23/2007
174457	304 REG	STAR30418	STAR OHIO 63942	0.04			\$ 57,991,001.60	\$ 57,991,001.60	\$ 57,991,001.60	1/26/2006
							\$ 314,674,579.84	\$ 314,674,579.84	\$ 314,674,579.84	
207542	304 REG	912828RF9	US TREASURY NOTE	1.00	8/31/2016	0.91	\$ 5,000,000.00	\$ 5,022,265.62	\$ 5,012,500.00	9/27/2011
207544	304 REG	912828RF9	US TREASURY NOTE	1.00	8/31/2016	0.96	\$ 10,000,000.00	\$ 10,018,750.00	\$ 10,025,000.00	9/28/2011
207595	304 REG	912828RJ1	US TREASURY NOTE	1.00	9/30/2016	1.00	\$ 10,000,000.00	\$ 10,002,432.90	\$ 10,014,800.00	9/30/2011
							\$ 25,000,000.00	\$ 25,043,448.52	\$ 25,052,300.00	



PGM: INVS\_MONTHEND\_INVENTORY  
 SOURCE: VisualQED  
 MODEL: INVENTORY  
 BASIS: SETTLEMENT  
 AS-OF: 9/30/2011

**JOSH MANDEL**  
**TREASURER, STATE OF OHIO**

INVESTMENT INVENTORY  
 SETTLED POSITIONS AS OF: 09/30/11

INVST#	FUND	CUSIP	DESCRIPTION	RATE	MATURITY	YIELD	PAR AMOUNT	BOOK VALUE	MARKET VALUE	1ST PUR
193684	303 REG	LD1001410	NATIONAL BANK & TRUST COMPANY	0.15	10/6/2011	0.15	\$ 195,674.13	\$ 195,674.13	\$ 195,674.13	10/6/2009
193685	303 REG	LD1001428	NATIONAL BANK & TRUST COMPANY	0.15	10/6/2011	0.15	\$ 228,272.58	\$ 228,272.58	\$ 228,272.58	10/6/2009
193686	303 REG	LD1001436	FIRST NATIONAL BANK, PANDORA	0.15	10/6/2011	0.15	\$ 39,525.64	\$ 39,525.64	\$ 39,525.64	10/6/2009
193688	303 REG	LD1001451	CF BANK *	0.15	10/6/2011	0.15	\$ 157,609.20	\$ 157,609.20	\$ 157,609.20	10/6/2009
193702	303 REG	LD1001469	FARMERS NATIONAL BANK, CANFIELD	0.15	10/7/2011	0.15	\$ 292,738.04	\$ 292,738.04	\$ 292,738.04	10/7/2009
193703	303 REG	LD1001477	PARK NATIONAL BANK	0.15	10/7/2011	0.15	\$ 400,000.00	\$ 400,000.00	\$ 400,000.00	10/7/2009
193704	303 REG	LD1001485	FIRST CITIZENS NATIONAL BANK	0.15	10/7/2011	0.15	\$ 138,156.02	\$ 138,156.02	\$ 138,156.02	10/7/2009
193712	303 REG	LD1001501	CITIZENS SAVINGS BANK, MARTINS F	0.15	10/7/2011	0.15	\$ 41,295.25	\$ 41,295.25	\$ 41,295.25	10/8/2009
193713	303 REG	LD1001519	LORAIN NATIONAL BANK	0.15	10/7/2011	0.15	\$ 270,195.72	\$ 270,195.72	\$ 270,195.72	10/8/2009
193714	303 REG	LD1001527	HUNTINGTON NATIONAL BANK, NA	0.15	10/7/2011	0.15	\$ 159,286.57	\$ 159,286.57	\$ 159,286.57	10/8/2009
193715	303 REG	LD1001535	HUNTINGTON NATIONAL BANK, NA	0.15	10/7/2011	0.15	\$ 160,939.20	\$ 160,939.20	\$ 160,939.20	10/8/2009
193716	303 REG	LD1001543	FARMERS NATIONAL BANK, CANFIELD	0.15	10/7/2011	0.15	\$ 81,398.45	\$ 81,398.45	\$ 81,398.45	10/8/2009
193724	303 REG	LD1001550	COMMERCIAL & SAVINGS BANK, MILLE	0.15	10/7/2011	0.15	\$ 301,169.74	\$ 301,169.74	\$ 301,169.74	10/8/2009
193727	303 REG	LD1001568	CITIZENS SAVINGS BANK, MARTINS F	0.15	10/7/2011	0.15	\$ 25,047.73	\$ 25,047.73	\$ 25,047.73	10/9/2009
193740	303 REG	LD1001576	FIRST NATIONAL BANK, PANDORA	0.15	10/13/2011	0.15	\$ 400,000.00	\$ 400,000.00	\$ 400,000.00	10/13/2009
193741	303 REG	LD1001584	U.S. BANK, N.A.	0.15	10/13/2011	0.15	\$ 71,486.79	\$ 71,486.79	\$ 71,486.79	10/13/2009
193742	303 REG	LD1001592	U.S. BANK, N.A.	0.15	10/13/2011	0.15	\$ 174,009.12	\$ 174,009.12	\$ 174,009.12	10/13/2009
193743	303 REG	LD1001600	U.S. BANK, N.A.	0.15	10/13/2011	0.15	\$ 243,960.56	\$ 243,960.56	\$ 243,960.56	10/13/2009
193744	303 REG	LD1001618	FORT JENNINGS STATE BANK	0.15	10/13/2011	0.15	\$ 57,579.36	\$ 57,579.36	\$ 57,579.36	10/13/2009
193745	303 REG	LD1001626	HUNTINGTON NATIONAL BANK, NA	0.15	10/13/2011	0.15	\$ 134,414.31	\$ 134,414.31	\$ 134,414.31	10/13/2009
193831	303 REG	LD1001634	CORTLAND SAVINGS & BANKING CO	0.15	10/14/2011	0.15	\$ 30,720.78	\$ 30,720.78	\$ 30,720.78	10/15/2009
193874	303 REG	LD1001667	FIRSTMERIT BANK, NA	0.15	10/20/2011	0.15	\$ 286,666.61	\$ 286,666.61	\$ 286,666.61	10/20/2009
193875	303 REG	LD1001675	FIRST FEDERAL BANK OFTHE MIDWEST	0.15	10/20/2011	0.15	\$ 100,000.00	\$ 100,000.00	\$ 100,000.00	10/20/2009
193882	303 REG	LD1001683	PARK NATIONAL BANK	0.15	10/21/2011	0.15	\$ 400,000.00	\$ 400,000.00	\$ 400,000.00	10/21/2009
193884	303 REG	LD1001691	FIRST FEDERAL BANK OFTHE MIDWEST	0.15	10/21/2011	0.15	\$ 21,428.82	\$ 21,428.82	\$ 21,428.82	10/21/2009
193899	303 REG	LD1001709	United Bank, div Park NB	0.15	10/21/2011	0.15	\$ 253,811.35	\$ 253,811.35	\$ 253,811.35	10/22/2009
193925	303 REG	LD1001717	FIRST MERCHANTS BANK N.A.	0.15	10/26/2011	0.15	\$ 369,040.90	\$ 369,040.90	\$ 369,040.90	10/26/2009
193926	303 REG	LD1001725	National Bank of Oak Harbor DNU	0.15	10/26/2011	0.15	\$ 213,397.27	\$ 213,397.27	\$ 213,397.27	10/26/2009
193927	303 REG	LD1001733	CITIZENS NATIONAL OF BLUFFTON	0.15	10/26/2011	0.15	\$ 125,617.78	\$ 125,617.78	\$ 125,617.78	10/26/2009
193928	303 REG	LD1001741	HEARTLAND BANK	0.15	10/26/2011	0.15	\$ 281,499.29	\$ 281,499.29	\$ 281,499.29	10/26/2009
193929	303 REG	LD1001758	OLD FORT BANKING COMPANY	0.15	10/26/2011	0.15	\$ 145,054.42	\$ 145,054.42	\$ 145,054.42	10/26/2009
193940	303 REG	LD1001766	WESTFIELD BANK, FSB	0.15	10/27/2011	0.15	\$ 111,724.19	\$ 111,724.19	\$ 111,724.19	10/27/2009
193941	303 REG	LD1001774	SAVINGS BANK	0.15	10/27/2011	0.15	\$ 268,213.13	\$ 268,213.13	\$ 268,213.13	10/27/2009
193967	303 REG	LD1001790	U.S. BANK, N.A.	0.15	10/28/2011	0.15	\$ 292,472.53	\$ 292,472.53	\$ 292,472.53	10/29/2009
193969	303 REG	LD1001808	United Bank, div Park NB	0.15	10/28/2011	0.15	\$ 70,706.53	\$ 70,706.53	\$ 70,706.53	10/29/2009
193981	303 REG	LD1001816	COMMERCIAL & SAVINGS BANK, MILLE	0.15	10/28/2011	0.15	\$ 198,459.69	\$ 198,459.69	\$ 198,459.69	10/30/2009
193982	303 REG	LD1001824	Second NB, div Park NB	0.15	10/28/2011	0.15	\$ 22,622.77	\$ 22,622.77	\$ 22,622.77	10/30/2009
193983	303 REG	LD1001832	OLD FORT BANKING COMPANY	0.15	10/28/2011	0.15	\$ 332,172.29	\$ 332,172.29	\$ 332,172.29	10/30/2009
193984	303 REG	LD1001840	CORTLAND SAVINGS & BANKING CO	0.15	10/28/2011	0.15	\$ 76,700.99	\$ 76,700.99	\$ 76,700.99	10/30/2009
193986	303 REG	LD1001857	LAKE NATIONAL BANK	0.15	10/28/2011	0.15	\$ 285,519.70	\$ 285,519.70	\$ 285,519.70	10/30/2009
193991	303 REG	LD1001865	KILLBUCK SAVINGS BANK CO.	0.15	11/2/2011	0.15	\$ 22,183.19	\$ 22,183.19	\$ 22,183.19	11/2/2009
193992	303 REG	LD1001873	CROGHAN COLONIAL BANK	0.15	11/2/2011	0.15	\$ 400,000.00	\$ 400,000.00	\$ 400,000.00	11/2/2009
194021	303 REG	LD1001881	COMMERCIAL SAVINGS BANK, UPPER S	0.15	11/4/2011	0.15	\$ 81,806.83	\$ 81,806.83	\$ 81,806.83	11/4/2009
194024	303 REG	LD1001899	CITIZENS NATIONAL OF BLUFFTON	0.15	11/4/2011	0.15	\$ 22,318.27	\$ 22,318.27	\$ 22,318.27	11/4/2009
194025	303 REG	LD1001907	CONSUMERS NATIONAL BANK	0.15	11/4/2011	0.15	\$ 380,052.24	\$ 380,052.24	\$ 380,052.24	11/4/2009
194034	303 REG	LD1001915	Century NB, div Park NB	0.15	11/4/2011	0.15	\$ 400,000.00	\$ 400,000.00	\$ 400,000.00	11/4/2009
194039	303 REG	LD1001923	FARMERS NATIONAL BANK, CANFIELD	0.15	11/4/2011	0.15	\$ 221,752.24	\$ 221,752.24	\$ 221,752.24	11/5/2009
194085	303 REG	LD1001949	COMMERCIAL & SAVINGS BANK, MILLE	0.15	11/10/2011	0.15	\$ 378,739.57	\$ 378,739.57	\$ 378,739.57	11/10/2009
194086	303 REG	LD1001956	FAHEY BANKING COMPANY	0.15	11/10/2011	0.15	\$ 191,823.31	\$ 191,823.31	\$ 191,823.31	11/10/2009
194087	303 REG	LD1001964	FIRST NATIONAL BANK, PANDORA	0.15	11/10/2011	0.15	\$ 135,736.92	\$ 135,736.92	\$ 135,736.92	11/10/2009
194088	303 REG	LD1001972	FARMERS NATIONAL BANK, CANFIELD	0.15	11/10/2011	0.15	\$ 259,895.34	\$ 259,895.34	\$ 259,895.34	11/10/2009
194089	303 REG	LD1001980	OSGOOD STATE BANK	0.15	11/10/2011	0.15	\$ 46,747.58	\$ 46,747.58	\$ 46,747.58	11/10/2009
194122	303 REG	LD1001998	MUTUAL FEDERAL SAVINGS	0.15	11/10/2011	0.15	\$ 49,902.72	\$ 49,902.72	\$ 49,902.72	11/12/2009
194131	303 REG	LD1002004	KINGSTON NATIONAL BANK	0.15	11/10/2011	0.15	\$ 169,212.43	\$ 169,212.43	\$ 169,212.43	11/13/2009
194132	303 REG	LD1002012	STATE BANK & TRUST COMPANY	0.15	11/10/2011	0.15	\$ 88,642.47	\$ 88,642.47	\$ 88,642.47	11/13/2009
194133	303 REG	LD1002020	FORT JENNINGS STATE BANK	0.15	11/10/2011	0.15	\$ 59,815.90	\$ 59,815.90	\$ 59,815.90	11/13/2009
194146	303 REG	LD1002038	FORT JENNINGS STATE BANK	0.15	11/16/2011	0.15	\$ 266,342.78	\$ 266,342.78	\$ 266,342.78	11/16/2009

PGM: INVS\_MONTHEND\_INVENTORY  
 SOURCE: VisualQED  
 MODEL: INVENTORY  
 BASIS: SETTLEMENT  
 AS-OF: 9/30/2011

**JOSH MANDEL**  
**TREASURER, STATE OF OHIO**

INVESTMENT INVENTORY  
 SETTLED POSITIONS AS OF: 09/30/11

INVT#	FUND	CUSIP	DESCRIPTION	RATE	MATURITY	YIELD	PAR AMOUNT	BOOK VALUE	MARKET VALUE	1ST PUR
194147	303 REG	LD1002046	SUTTON BANK	0.15	11/16/2011	0.15	\$ 22,346.67	\$ 22,346.67	\$ 22,346.67	11/16/2009
194148	303 REG	LD1002053	SUTTON BANK	0.15	11/16/2011	0.15	\$ 18,264.16	\$ 18,264.16	\$ 18,264.16	11/16/2009
194161	303 REG	LD1002079	U.S. BANK, N.A.	0.15	11/18/2011	0.15	\$ 138,207.17	\$ 138,207.17	\$ 138,207.17	11/18/2009
194162	303 REG	LD1002087	FIRST FEDERAL BANK OFTHE MIDWEST	0.15	11/18/2011	0.15	\$ 45,226.68	\$ 45,226.68	\$ 45,226.68	11/18/2009
194175	303 REG	LD1002095	FIRST FEDERAL BANK OFTHE MIDWEST	0.15	11/18/2011	0.15	\$ 183,897.14	\$ 183,897.14	\$ 183,897.14	11/19/2009
194176	303 REG	LD1002103	OLD FORT BANKING COMPANY	0.15	11/18/2011	0.15	\$ 163,923.36	\$ 163,923.36	\$ 163,923.36	11/19/2009
194177	303 REG	LD1002111	FARMERS NATIONAL BANK, CANFIELD	0.15	11/18/2011	0.15	\$ 242,384.12	\$ 242,384.12	\$ 242,384.12	11/19/2009
194214	303 REG	LD1002137	CITIZENS SAVINGS BANK, MARTINS F	0.15	11/23/2011	0.15	\$ 62,551.58	\$ 62,551.58	\$ 62,551.58	11/23/2009
194215	303 REG	LD1002145	COMMERCIAL SAVINGS BANK, UPPER S	0.15	11/23/2011	0.15	\$ 229,970.21	\$ 229,970.21	\$ 229,970.21	11/23/2009
194216	303 REG	LD1002152	COMMERCIAL & SAVINGS BANK, MILLE	0.15	11/23/2011	0.15	\$ 139,992.24	\$ 139,992.24	\$ 139,992.24	11/23/2009
194238	303 REG	LD1002160	OLD FORT BANKING COMPANY	0.15	11/23/2011	0.15	\$ 44,919.44	\$ 44,919.44	\$ 44,919.44	11/24/2009
194239	303 REG	LD1002178	HUNTINGTON NATIONAL BANK, NA	0.15	11/23/2011	0.15	\$ 23,029.38	\$ 23,029.38	\$ 23,029.38	11/24/2009
194247	303 REG	LD1002186	ST. HENRY BANK	0.15	11/23/2011	0.15	\$ 253,563.83	\$ 253,563.83	\$ 253,563.83	11/25/2009
194248	303 REG	LD1002194	PARK NATIONAL BANK	0.15	11/23/2011	0.15	\$ 155,151.62	\$ 155,151.62	\$ 155,151.62	11/25/2009
194290	303 REG	LD1002210	WESTFIELD BANK, FSB	0.15	12/2/2011	0.15	\$ 400,000.00	\$ 400,000.00	\$ 400,000.00	12/2/2009
194300	303 REG	LD1002228	CORTLAND SAVINGS & BANKING CO	0.15	12/2/2011	0.15	\$ 47,824.86	\$ 47,824.86	\$ 47,824.86	12/3/2009
194301	303 REG	LD1002236	CORTLAND SAVINGS & BANKING CO	0.15	12/2/2011	0.15	\$ 215,980.12	\$ 215,980.12	\$ 215,980.12	12/3/2009
194302	303 REG	LD1002244	CITIZENS SAVINGS BANK, MARTINS F	0.15	12/2/2011	0.15	\$ 140,178.47	\$ 140,178.47	\$ 140,178.47	12/3/2009
194303	303 REG	LD1002251	CITIZENS SAVINGS BANK, MARTINS F	0.15	12/2/2011	0.15	\$ 118,763.17	\$ 118,763.17	\$ 118,763.17	12/3/2009
194306	303 REG	LD1002269	FARMERS & MERCHANTS STATE BANK	0.15	12/2/2011	0.15	\$ 35,442.19	\$ 35,442.19	\$ 35,442.19	12/3/2009
194312	303 REG	LD1002277	COMMERCIAL SAVINGS BANK, UPPER S	0.15	12/2/2011	0.15	\$ 59,818.90	\$ 59,818.90	\$ 59,818.90	12/4/2009
194343	303 REG	LD1002327	FARMERS & MERCHANTS STATE BANK	0.15	12/9/2011	0.15	\$ 302,503.41	\$ 302,503.41	\$ 302,503.41	12/9/2009
194344	303 REG	LD1002335	U.S. BANK, N.A.	0.15	12/9/2011	0.15	\$ 45,792.38	\$ 45,792.38	\$ 45,792.38	12/9/2009
194354	303 REG	LD1002343	HUNTINGTON NATIONAL BANK, NA	0.15	12/9/2011	0.15	\$ 123,103.13	\$ 123,103.13	\$ 123,103.13	12/9/2009
194355	303 REG	LD1002350	HUNTINGTON NATIONAL BANK, NA	0.15	12/9/2011	0.15	\$ 19,120.32	\$ 19,120.32	\$ 19,120.32	12/9/2009
194362	303 REG	LD1002368	KEYBANK, NA	0.15	12/9/2011	0.15	\$ 68,276.72	\$ 68,276.72	\$ 68,276.72	12/10/2009
194363	303 REG	LD1002376	CROGHAN COLONIAL BANK	0.15	12/9/2011	0.15	\$ 43,006.19	\$ 43,006.19	\$ 43,006.19	12/10/2009
194364	303 REG	LD1002384	OLD FORT BANKING COMPANY	0.15	12/9/2011	0.15	\$ 96,265.01	\$ 96,265.01	\$ 96,265.01	12/10/2009
194379	303 REG	LD1002392	OLD FORT BANKING COMPANY	0.15	12/9/2011	0.15	\$ 221,459.14	\$ 221,459.14	\$ 221,459.14	12/11/2009
194380	303 REG	LD1002400	FIRST FEDERAL BANK OFTHE MIDWEST	0.15	12/9/2011	0.15	\$ 112,518.45	\$ 112,518.45	\$ 112,518.45	12/11/2009
194389	303 REG	LD1002426	Second NB, div Park NB	0.15	12/14/2011	0.15	\$ 118,467.28	\$ 118,467.28	\$ 118,467.28	12/14/2009
194395	303 REG	LD1002434	FARMERS & MERCHANTS STATE BANK	0.15	12/14/2011	0.15	\$ 68,330.96	\$ 68,330.96	\$ 68,330.96	12/14/2009
194396	303 REG	LD1002442	FARMERS & MERCHANTS STATE BANK	0.15	12/14/2011	0.15	\$ 171,745.61	\$ 171,745.61	\$ 171,745.61	12/14/2009
194410	303 REG	LD1002467	CITIZENS NATIONAL BANK, CHILLICO	0.15	12/16/2011	0.15	\$ 354,200.89	\$ 354,200.89	\$ 354,200.89	12/16/2009
194411	303 REG	LD1002475	LORAIN NATIONAL BANK	0.15	12/16/2011	0.15	\$ 42,793.74	\$ 42,793.74	\$ 42,793.74	12/16/2009
194418	303 REG	LD1002483	WESTFIELD BANK, FSB	0.15	12/16/2011	0.15	\$ 150,000.00	\$ 150,000.00	\$ 150,000.00	12/17/2009
194419	303 REG	LD1002491	CITIZENS NATIONAL OF BLUFFTON	0.15	12/16/2011	0.15	\$ 308,944.38	\$ 308,944.38	\$ 308,944.38	12/17/2009
194420	303 REG	LD1002509	OLD FORT BANKING COMPANY	0.15	12/16/2011	0.15	\$ 354,885.62	\$ 354,885.62	\$ 354,885.62	12/17/2009
194421	303 REG	LD1002517	FIRST FEDERAL BANK OFTHE MIDWEST	0.15	12/16/2011	0.15	\$ 400,000.00	\$ 400,000.00	\$ 400,000.00	12/17/2009
194426	303 REG	LD1002525	FARMERS NATIONAL BANK, CANFIELD	0.15	12/16/2011	0.15	\$ 149,909.42	\$ 149,909.42	\$ 149,909.42	12/18/2009
194427	303 REG	LD1002533	FARMERS & MERCHANTS STATE BANK	0.15	12/16/2011	0.15	\$ 59,437.83	\$ 59,437.83	\$ 59,437.83	12/18/2009
194428	303 REG	LD1002541	MINSTER BANK	0.15	12/16/2011	0.15	\$ 205,576.63	\$ 205,576.63	\$ 205,576.63	12/18/2009
194440	303 REG	LD1002558	U.S. BANK, N.A.	0.15	12/21/2011	0.15	\$ 137,283.97	\$ 137,283.97	\$ 137,283.97	12/21/2009
194441	303 REG	LD1002566	PARK NATIONAL BANK	0.15	12/21/2011	0.15	\$ 355,074.51	\$ 355,074.51	\$ 355,074.51	12/21/2009
194442	303 REG	LD1002574	Second NB, div Park NB	0.15	12/21/2011	0.15	\$ 94,150.57	\$ 94,150.57	\$ 94,150.57	12/21/2009
194443	303 REG	LD1002582	CROGHAN COLONIAL BANK	0.15	12/21/2011	0.15	\$ 74,143.16	\$ 74,143.16	\$ 74,143.16	12/21/2009
194456	303 REG	LD1002590	Second NB, div Park NB	0.15	12/22/2011	0.15	\$ 379,404.80	\$ 379,404.80	\$ 379,404.80	12/22/2009
194457	303 REG	LD1002608	OLD FORT BANKING COMPANY	0.15	12/22/2011	0.15	\$ 114,774.54	\$ 114,774.54	\$ 114,774.54	12/22/2009
194458	303 REG	LD1002616	RICHWOOD BANKING COMPANY	0.15	12/22/2011	0.15	\$ 302,547.78	\$ 302,547.78	\$ 302,547.78	12/22/2009
194463	303 REG	LD1002624	FIRST CITIZENS NATIONAL BANK	0.15	12/23/2011	0.15	\$ 359,189.06	\$ 359,189.06	\$ 359,189.06	12/23/2009
194475	303 REG	LD1002632	Second NB, div Park NB	0.15	12/23/2011	0.15	\$ 28,889.28	\$ 28,889.28	\$ 28,889.28	12/24/2009
194476	303 REG	LD1002640	Second NB, div Park NB	0.15	12/23/2011	0.15	\$ 20,678.08	\$ 20,678.08	\$ 20,678.08	12/24/2009
194492	303 REG	LD1002657	FARMERS & MERCHANTS STATE BANK	0.15	12/29/2011	0.15	\$ 107,648.67	\$ 107,648.67	\$ 107,648.67	12/29/2009
194520	303 REG	LD1002665	FIRST CITIZENS NATIONAL BANK	0.15	12/30/2011	0.15	\$ 400,000.00	\$ 400,000.00	\$ 400,000.00	12/30/2009
194521	303 REG	LD1002673	HUNTINGTON NATIONAL BANK, NA	0.15	12/30/2011	0.15	\$ 318,471.24	\$ 318,471.24	\$ 318,471.24	12/30/2009
194522	303 REG	LD1002681	FIRST STATE BANK OF ADAMS COUNTY	0.15	12/30/2011	0.15	\$ 246,886.83	\$ 246,886.83	\$ 246,886.83	12/30/2009
194534	303 REG	LD1002699	HUNTINGTON NATIONAL BANK, NA	0.15	1/4/2012	0.15	\$ 332,182.43	\$ 332,182.43	\$ 332,182.43	1/4/2010
194573	303 REG	LD1002707	U.S. BANK, N.A.	0.15	1/6/2012	0.15	\$ 119,004.03	\$ 119,004.03	\$ 119,004.03	1/6/2010

PGM: INVS\_MONTHEND\_INVENTORY  
 SOURCE: VisualQED  
 MODEL: INVENTORY  
 BASIS: SETTLEMENT  
 AS-OF: 9/30/2011

**JOSH MANDEL  
 TREASURER, STATE OF OHIO**

INVESTMENT INVENTORY  
 SETTLED POSITIONS AS OF: 09/30/11

INVT#	FUND	CUSIP	DESCRIPTION	RATE	MATURITY	YIELD	PAR AMOUNT	BOOK VALUE	MARKET VALUE	1ST PUR
194575	303 REG	LD1002715	U.S. BANK, N.A.	0.15	1/6/2012	0.15	\$ 88,254.62	\$ 88,254.62	\$ 88,254.62	1/6/2010
194578	303 REG	LD1002723	CITIZENS NATIONAL OF BLUFFTON	0.15	1/6/2012	0.15	\$ 328,950.79	\$ 328,950.79	\$ 328,950.79	1/6/2010
194579	303 REG	LD1002731	GREENVILLE NATIONAL BANK	0.15	1/6/2012	0.15	\$ 74,685.53	\$ 74,685.53	\$ 74,685.53	1/6/2010
194597	303 REG	LD1002764	CROGHAN COLONIAL BANK	0.15	1/6/2012	0.15	\$ 92,033.56	\$ 92,033.56	\$ 92,033.56	1/8/2010
194598	303 REG	LD1002772	FIRST FEDERAL BANK OF THE MIDWEST	0.15	1/6/2012	0.15	\$ 58,979.41	\$ 58,979.41	\$ 58,979.41	1/8/2010
194609	303 REG	LD1002780	Second NB, div Park NB	0.15	1/11/2012	0.15	\$ 146,444.38	\$ 146,444.38	\$ 146,444.38	1/11/2010
194618	303 REG	LD1002798	FARMERS NATIONAL BANK, CANFIELD	0.15	1/12/2012	0.15	\$ 179,953.08	\$ 179,953.08	\$ 179,953.08	1/12/2010
194619	303 REG	LD1002806	CROGHAN COLONIAL BANK	0.15	1/12/2012	0.15	\$ 325,879.36	\$ 325,879.36	\$ 325,879.36	1/12/2010
194620	303 REG	LD1002814	FIRST NATIONAL BANK, PANDORA	0.15	1/12/2012	0.15	\$ 125,101.44	\$ 125,101.44	\$ 125,101.44	1/12/2010
194630	303 REG	LD1002822	HUNTINGTON NATIONAL BANK, NA	0.15	1/13/2012	0.15	\$ 56,075.42	\$ 56,075.42	\$ 56,075.42	1/13/2010
194632	303 REG	LD1002830	HUNTINGTON NATIONAL BANK, NA	0.15	1/13/2012	0.15	\$ 170,705.62	\$ 170,705.62	\$ 170,705.62	1/13/2010
194633	303 REG	LD1002848	U.S. BANK, N.A.	0.15	1/13/2012	0.15	\$ 400,000.00	\$ 400,000.00	\$ 400,000.00	1/13/2010
194634	303 REG	LD1002855	U.S. BANK, N.A.	0.15	1/13/2012	0.15	\$ 180,453.61	\$ 180,453.61	\$ 180,453.61	1/13/2010
194637	303 REG	LD1002863	HUNTINGTON NATIONAL BANK, NA	0.15	1/13/2012	0.15	\$ 281,227.92	\$ 281,227.92	\$ 281,227.92	1/14/2010
194638	303 REG	LD1002871	HUNTINGTON NATIONAL BANK, NA	0.15	1/13/2012	0.15	\$ 400,000.00	\$ 400,000.00	\$ 400,000.00	1/14/2010
194639	303 REG	LD1002889	CITIZENS NATIONAL OF BLUFFTON	0.15	1/13/2012	0.15	\$ 200,000.00	\$ 200,000.00	\$ 200,000.00	1/14/2010
194657	303 REG	LD1002897	STATE BANK & TRUST COMPANY	0.15	1/19/2012	0.15	\$ 185,348.91	\$ 185,348.91	\$ 185,348.91	1/19/2010
194667	303 REG	LD1002905	OLD FORT BANKING COMPANY	0.15	1/20/2012	0.15	\$ 251,389.69	\$ 251,389.69	\$ 251,389.69	1/20/2010
194687	303 REG	LD1002913	CORTLAND SAVINGS & BANKING CO	0.15	1/20/2012	0.15	\$ 132,607.06	\$ 132,607.06	\$ 132,607.06	1/21/2010
194688	303 REG	LD1002921	HUNTINGTON NATIONAL BANK, NA	0.15	1/20/2012	0.15	\$ 148,805.11	\$ 148,805.11	\$ 148,805.11	1/21/2010
194701	303 REG	LD1002939	Second NB, div Park NB	0.15	1/20/2012	0.15	\$ 196,265.73	\$ 196,265.73	\$ 196,265.73	1/22/2010
194702	303 REG	LD1002947	OLD FORT BANKING COMPANY	0.15	1/20/2012	0.15	\$ 398,142.93	\$ 398,142.93	\$ 398,142.93	1/22/2010
194735	303 REG	LD1002954	FIRST NATIONAL BANK, PANDORA	0.15	1/25/2012	0.15	\$ 167,012.93	\$ 167,012.93	\$ 167,012.93	1/25/2010
194736	303 REG	LD1002962	Second NB, div Park NB	0.15	1/25/2012	0.15	\$ 122,472.91	\$ 122,472.91	\$ 122,472.91	1/25/2010
194740	303 REG	LD1002970	FIRST CITIZENS NATIONAL BANK	0.15	1/25/2012	0.15	\$ 93,758.81	\$ 93,758.81	\$ 93,758.81	1/25/2010
194749	303 REG	LD1002988	HUNTINGTON NATIONAL BANK, NA	0.15	1/26/2012	0.15	\$ 16,516.54	\$ 16,516.54	\$ 16,516.54	1/26/2010
194750	303 REG	LD1002996	SUTTON BANK	0.15	1/26/2012	0.15	\$ 142,459.29	\$ 142,459.29	\$ 142,459.29	1/26/2010
194766	303 REG	LD1003002	FARMERS CITIZENS BANK, BUCYRUS	0.15	1/27/2012	0.15	\$ 112,838.96	\$ 112,838.96	\$ 112,838.96	1/27/2010
194767	303 REG	LD1003010	SUTTON BANK	0.15	1/27/2012	0.15	\$ 289,891.77	\$ 289,891.77	\$ 289,891.77	1/27/2010
194778	303 REG	LD1003036	HUNTINGTON NATIONAL BANK, NA	0.15	1/27/2012	0.15	\$ 137,808.35	\$ 137,808.35	\$ 137,808.35	1/28/2010
194785	303 REG	LD1003044	WESTFIELD BANK, FSB	0.15	1/27/2012	0.15	\$ 219,559.86	\$ 219,559.86	\$ 219,559.86	1/28/2010
194797	303 REG	LD1003051	Second NB, div Park NB	0.15	2/1/2012	0.15	\$ 62,208.20	\$ 62,208.20	\$ 62,208.20	2/1/2010
194798	303 REG	LD1003069	Second NB, div Park NB	0.15	2/1/2012	0.15	\$ 135,689.46	\$ 135,689.46	\$ 135,689.46	2/1/2010
194811	303 REG	LD1003077	1ST NATIONAL COMMUNITY BANK	0.15	2/2/2012	0.15	\$ 86,090.32	\$ 86,090.32	\$ 86,090.32	2/2/2010
194815	303 REG	LD1003085	1ST NATIONAL COMMUNITY BANK	0.15	2/2/2012	0.15	\$ 192,625.04	\$ 192,625.04	\$ 192,625.04	2/2/2010
194818	303 REG	LD1003093	AMERICAN SAVINGS BANK, FSB	0.15	2/2/2012	0.15	\$ 54,568.89	\$ 54,568.89	\$ 54,568.89	2/2/2010
194836	303 REG	LD1003101	FARMERS & MERCHANTS STATE BANK	0.15	2/3/2012	0.15	\$ 147,834.80	\$ 147,834.80	\$ 147,834.80	2/3/2010
194837	303 REG	LD1003119	FIRST CITIZENS NATIONAL BANK	0.15	2/3/2012	0.15	\$ 12,389.91	\$ 12,389.91	\$ 12,389.91	2/3/2010
194838	303 REG	LD1003127	FIRST CITIZENS NATIONAL BANK	0.15	2/3/2012	0.15	\$ 274,220.89	\$ 274,220.89	\$ 274,220.89	2/3/2010
194839	303 REG	LD1003135	COMMERCIAL SAVINGS BANK, UPPER S	0.15	2/3/2012	0.15	\$ 88,110.77	\$ 88,110.77	\$ 88,110.77	2/3/2010
194841	303 REG	LD1003150	CONSUMERS NATIONAL BANK	0.15	2/3/2012	0.15	\$ 136,017.19	\$ 136,017.19	\$ 136,017.19	2/3/2010
194883	303 REG	LD1003176	WESBANCO BANK, INC	0.15	2/8/2012	0.15	\$ 378,541.20	\$ 378,541.20	\$ 378,541.20	2/8/2010
194891	303 REG	LD1003184	SIGNATURE BANK, N.A.	0.15	2/9/2012	0.15	\$ 128,814.14	\$ 128,814.14	\$ 128,814.14	2/9/2010
194941	303 REG	LD1003192	HUNTINGTON NATIONAL BANK, NA	0.15	2/10/2012	0.15	\$ 64,135.72	\$ 64,135.72	\$ 64,135.72	2/12/2010
194943	303 REG	LD1003218	FIRST CITIZENS NATIONAL BANK	0.15	2/10/2012	0.15	\$ 7,429.38	\$ 7,429.38	\$ 7,429.38	2/12/2010
194954	303 REG	LD1003226	OLD FORT BANKING COMPANY	0.15	2/16/2012	0.15	\$ 232,393.58	\$ 232,393.58	\$ 232,393.58	2/16/2010
194955	303 REG	LD1003234	HOME LOAN SAVINGS BANK	0.15	2/16/2012	0.15	\$ 52,637.52	\$ 52,637.52	\$ 52,637.52	2/16/2010
194956	303 REG	LD1003242	FIRST MERCHANTS BANK N.A.	0.15	2/16/2012	0.15	\$ 400,000.00	\$ 400,000.00	\$ 400,000.00	2/16/2010
195000	303 REG	LD1003259	OSGOOD STATE BANK	0.15	2/17/2012	0.15	\$ 10,706.99	\$ 10,706.99	\$ 10,706.99	2/18/2010
195003	303 REG	LD1003267	FIRST CITIZENS NATIONAL BANK	0.15	2/17/2012	0.15	\$ 79,580.19	\$ 79,580.19	\$ 79,580.19	2/18/2010
195034	303 REG	LD1003275	CITIZENS NATIONAL OF BLUFFTON	0.15	2/17/2012	0.15	\$ 291,203.91	\$ 291,203.91	\$ 291,203.91	2/19/2010
195035	303 REG	LD1003283	CITIZENS SAVINGS BANK, MARTINS F	0.15	2/17/2012	0.15	\$ 214,740.54	\$ 214,740.54	\$ 214,740.54	2/19/2010
195052	303 REG	LD1003291	WESTFIELD BANK, FSB	0.15	2/22/2012	0.15	\$ 400,000.00	\$ 400,000.00	\$ 400,000.00	2/22/2010
195072	303 REG	LD1003309	HOME SAVINGS BANK, KENT	0.15	2/23/2012	0.15	\$ 259,857.00	\$ 259,857.00	\$ 259,857.00	2/23/2010
195073	303 REG	LD1003317	SIGNATURE BANK, N.A.	0.15	2/23/2012	0.15	\$ 146,828.28	\$ 146,828.28	\$ 146,828.28	2/23/2010
195074	303 REG	LD1003325	PORTAGE COMMUNITY BANK	0.15	2/23/2012	0.15	\$ 222,443.61	\$ 222,443.61	\$ 222,443.61	2/23/2010
205240	303 REG	LD1003333	WESTFIELD BANK, FSB	0.15	2/24/2012	0.15	\$ 400,000.00	\$ 400,000.00	\$ 400,000.00	2/24/2011
195099	303 REG	LD1003341	FIRST FINANCIAL BANK, NA	0.15	2/24/2012	0.15	\$ 38,418.35	\$ 38,418.35	\$ 38,418.35	2/24/2010

PGM: INVS\_MONTHEND\_INVENTORY  
 SOURCE: VisualQED  
 MODEL: INVENTORY  
 BASIS: SETTLEMENT  
 AS-OF: 9/30/2011

**JOSH MANDEL**  
**TREASURER, STATE OF OHIO**

INVESTMENT INVENTORY  
 SETTLED POSITIONS AS OF: 09/30/11

INVS#	FUND	CUSIP	DESCRIPTION	RATE	MATURITY	YIELD	PAR AMOUNT	BOOK VALUE	MARKET VALUE	1ST PUR
195122	303 REG	LD1003358	FIRST FEDERAL COMMUNITY BK DOVER	0.15	2/24/2012	0.15	\$ 215,372.77	\$ 215,372.77	\$ 215,372.77	2/24/2010
195123	303 REG	LD1003366	FIRST FEDERAL COMMUNITY BK DOVER	0.15	2/24/2012	0.15	\$ 311,443.62	\$ 311,443.62	\$ 311,443.62	2/24/2010
195127	303 REG	LD1003374	FIRST CITIZENS NATIONAL BANK	0.15	2/24/2012	0.15	\$ 61,288.88	\$ 61,288.88	\$ 61,288.88	2/25/2010
195196	303 REG	LD1003390	LIBERTY NATIONAL BANK	0.15	3/1/2012	0.15	\$ 388,119.76	\$ 388,119.76	\$ 388,119.76	3/1/2010
195224	303 REG	LD1003408	HUNTINGTON NATIONAL BANK, NA	0.15	3/2/2012	0.15	\$ 293,455.92	\$ 293,455.92	\$ 293,455.92	3/2/2010
195226	303 REG	LD1003424	U.S. BANK, N.A.	0.15	3/2/2012	0.15	\$ 36,052.26	\$ 36,052.26	\$ 36,052.26	3/2/2010
195227	303 REG	LD1003432	AMERICAN SAVINGS BANK, FSB	0.15	3/2/2012	0.15	\$ 113,496.55	\$ 113,496.55	\$ 113,496.55	3/2/2010
195278	303 REG	LD1003440	FIRST FINANCIAL BANK, NA	0.15	3/2/2012	0.15	\$ 318,465.33	\$ 318,465.33	\$ 318,465.33	3/4/2010
195305	303 REG	LD1003457	HUNTINGTON NATIONAL BANK, NA	0.15	3/5/2012	0.15	\$ 256,605.55	\$ 256,605.55	\$ 256,605.55	3/5/2010
195306	303 REG	LD1003465	CROGHAN COLONIAL BANK	0.15	3/5/2012	0.15	\$ 11,500.00	\$ 11,500.00	\$ 11,500.00	3/5/2010
195366	303 REG	LD1003473	U.S. BANK, N.A.	0.15	3/9/2012	0.15	\$ 300,000.00	\$ 300,000.00	\$ 300,000.00	3/9/2010
195424	303 REG	LD1003481	CF BANK *	0.15	3/9/2012	0.15	\$ 10,340.72	\$ 10,340.72	\$ 10,340.72	3/11/2010
195447	303 REG	LD1003499	OHIO VALLEY BANK COMPANY	0.15	3/12/2012	0.15	\$ 390,229.83	\$ 390,229.83	\$ 390,229.83	3/12/2010
195448	303 REG	LD1003507	SIGNATURE BANK, N.A.	0.15	3/12/2012	0.15	\$ 87,908.45	\$ 87,908.45	\$ 87,908.45	3/12/2010
195449	303 REG	LD1003515	CITIZENS NATIONAL OF BLUFFTON	0.15	3/12/2012	0.15	\$ 135,802.67	\$ 135,802.67	\$ 135,802.67	3/12/2010
199348	303 REG	LD1100774	U.S. BANK, N.A.	0.15	3/14/2012	0.15	\$ 360,170.50	\$ 360,170.50	\$ 360,170.50	8/3/2010
195471	303 REG	LD1003523	VINTON COUNTY NATIONAL BANK	0.15	3/15/2012	0.15	\$ 400,000.00	\$ 400,000.00	\$ 400,000.00	3/15/2010
195472	303 REG	LD1003531	PARK NATIONAL BANK	0.15	3/15/2012	0.15	\$ 77,922.26	\$ 77,922.26	\$ 77,922.26	3/15/2010
195497	303 REG	LD1003549	AMERICAN SAVINGS BANK, FSB	0.15	3/16/2012	0.15	\$ 300,000.00	\$ 300,000.00	\$ 300,000.00	3/16/2010
195498	303 REG	LD1003556	FIRST CITIZENS NATIONAL BANK	0.15	3/16/2012	0.15	\$ 61,045.72	\$ 61,045.72	\$ 61,045.72	3/16/2010
195523	303 REG	LD1003564	PNC BANK, NA	0.15	3/16/2012	0.15	\$ 400,000.00	\$ 400,000.00	\$ 400,000.00	3/17/2010
195547	303 REG	LD1003572	National Bank of Oak Harbor DNU	0.15	3/16/2012	0.15	\$ 131,487.88	\$ 131,487.88	\$ 131,487.88	3/18/2010
195586	303 REG	LD1003598	UNION BANK COMPANY, COLS GROVE	0.15	3/19/2012	0.15	\$ 382,455.73	\$ 382,455.73	\$ 382,455.73	3/19/2010
195598	303 REG	LD1003606	HUNTINGTON NATIONAL BANK, NA	0.15	3/22/2012	0.15	\$ 250,839.00	\$ 250,839.00	\$ 250,839.00	3/22/2010
195599	303 REG	LD1003614	HUNTINGTON NATIONAL BANK, NA	0.15	3/22/2012	0.15	\$ 284,276.88	\$ 284,276.88	\$ 284,276.88	3/22/2010
195600	303 REG	LD1003622	HUNTINGTON NATIONAL BANK, NA	0.15	3/22/2012	0.15	\$ 168,333.27	\$ 168,333.27	\$ 168,333.27	3/22/2010
195621	303 REG	LD1003630	PARK NATIONAL BANK	0.15	3/23/2012	0.15	\$ 342,857.20	\$ 342,857.20	\$ 342,857.20	3/23/2010
195646	303 REG	LD1003648	CITIZENS SAVINGS BANK, MARTINS F	0.15	3/23/2012	0.15	\$ 215,169.74	\$ 215,169.74	\$ 215,169.74	3/24/2010
195649	303 REG	LD1003655	OLD FORT BANKING COMPANY	0.15	3/23/2012	0.15	\$ 247,749.63	\$ 247,749.63	\$ 247,749.63	3/24/2010
195677	303 REG	LD1003663	SIGNATURE BANK, N.A.	0.15	3/23/2012	0.15	\$ 25,164.62	\$ 25,164.62	\$ 25,164.62	3/25/2010
195695	303 REG	LD1003671	HEARTLAND BANK	0.15	3/23/2012	0.15	\$ 235,910.99	\$ 235,910.99	\$ 235,910.99	3/25/2010
195700	303 REG	LD1003689	Second NB, div Park NB	0.15	3/26/2012	0.15	\$ 17,698.24	\$ 17,698.24	\$ 17,698.24	3/26/2010
195702	303 REG	LD1003697	CITIZENS NATIONAL OF BLUFFTON	0.15	3/26/2012	0.15	\$ 263,221.12	\$ 263,221.12	\$ 263,221.12	3/26/2010
195705	303 REG	LD1003705	NORTH VALLEY BANK	0.15	3/26/2012	0.15	\$ 326,748.08	\$ 326,748.08	\$ 326,748.08	3/26/2010
195730	303 REG	LD1003713	FARMERS NATIONAL BANK, CANFIELD	0.15	3/29/2012	0.15	\$ 22,536.13	\$ 22,536.13	\$ 22,536.13	3/29/2010
195732	303 REG	LD1003721	FARMERS NATIONAL BANK, CANFIELD	0.15	3/29/2012	0.15	\$ 55,301.75	\$ 55,301.75	\$ 55,301.75	3/29/2010
195750	303 REG	LD1003739	U.S. BANK, N.A.	0.15	3/30/2012	0.15	\$ 42,679.39	\$ 42,679.39	\$ 42,679.39	3/30/2010
195752	303 REG	LD1003747	U.S. BANK, N.A.	0.15	3/30/2012	0.15	\$ 137,732.14	\$ 137,732.14	\$ 137,732.14	3/30/2010
195753	303 REG	LD1003754	LIBERTY NATIONAL BANK	0.15	3/30/2012	0.15	\$ 42,414.23	\$ 42,414.23	\$ 42,414.23	3/30/2010
195755	303 REG	LD1003762	Second NB, div Park NB	0.15	3/30/2012	0.15	\$ 96,888.52	\$ 96,888.52	\$ 96,888.52	3/30/2010
195782	303 REG	LD1003770	SIGNATURE BANK, N.A.	0.15	3/30/2012	0.15	\$ 20,535.64	\$ 20,535.64	\$ 20,535.64	3/31/2010
195783	303 REG	LD1003788	CITIZENS NATIONAL OF BLUFFTON	0.15	3/30/2012	0.15	\$ 150,714.26	\$ 150,714.26	\$ 150,714.26	3/31/2010
195784	303 REG	LD1003796	FIRST FINANCIAL BANK, NA	0.15	3/30/2012	0.15	\$ 117,242.05	\$ 117,242.05	\$ 117,242.05	3/31/2010
195794	303 REG	LD1003804	HOME SAVINGS BANK, KENT	0.15	3/30/2012	0.15	\$ 165,964.42	\$ 165,964.42	\$ 165,964.42	4/1/2010
195809	303 REG	LD1003812	GENOA BANKING COMPANY	0.15	4/2/2012	0.15	\$ 56,071.88	\$ 56,071.88	\$ 56,071.88	4/2/2010
195810	303 REG	LD1003820	FIRST NATIONAL BANK, PANDORA	0.15	4/2/2012	0.15	\$ 22,500.00	\$ 22,500.00	\$ 22,500.00	4/2/2010
195811	303 REG	LD1003838	OLD FORT BANKING COMPANY	0.15	4/2/2012	0.15	\$ 359,570.64	\$ 359,570.64	\$ 359,570.64	4/2/2010
195812	303 REG	LD1003846	FIRST STATE BANK OF ADAMS COUNTY	0.15	4/2/2012	0.15	\$ 23,824.68	\$ 23,824.68	\$ 23,824.68	4/2/2010
195822	303 REG	LD1003853	AMERICAN SAVINGS BANK, FSB	0.15	4/5/2012	0.15	\$ 284,186.15	\$ 284,186.15	\$ 284,186.15	4/5/2010
195832	303 REG	LD1003861	HUNTINGTON NATIONAL BANK, NA	0.15	4/6/2012	0.15	\$ 400,000.00	\$ 400,000.00	\$ 400,000.00	4/6/2010
195833	303 REG	LD1003879	HUNTINGTON NATIONAL BANK, NA	0.15	4/6/2012	0.15	\$ 59,709.05	\$ 59,709.05	\$ 59,709.05	4/6/2010
195834	303 REG	LD1003887	FIRST CITIZENS NATIONAL BANK	0.15	4/6/2012	0.15	\$ 78,527.63	\$ 78,527.63	\$ 78,527.63	4/6/2010
195835	303 REG	LD1003895	U.S. BANK, N.A.	0.15	4/6/2012	0.15	\$ 63,930.04	\$ 63,930.04	\$ 63,930.04	4/6/2010
195871	303 REG	LD1003903	FIFTH THIRD BANK	0.15	4/6/2012	0.15	\$ 243,710.32	\$ 243,710.32	\$ 243,710.32	4/7/2010
195872	303 REG	LD1003911	FIRST CITIZENS NATIONAL BANK	0.15	4/6/2012	0.15	\$ 31,236.22	\$ 31,236.22	\$ 31,236.22	4/7/2010
195875	303 REG	LD1003937	HUNTINGTON NATIONAL BANK, NA	0.15	4/6/2012	0.15	\$ 270,342.01	\$ 270,342.01	\$ 270,342.01	4/7/2010
195876	303 REG	LD1003945	OLD FORT BANKING COMPANY	0.15	4/6/2012	0.15	\$ 255,579.29	\$ 255,579.29	\$ 255,579.29	4/7/2010
195877	303 REG	LD1003952	Second NB, div Park NB	0.15	4/6/2012	0.15	\$ 149,697.71	\$ 149,697.71	\$ 149,697.71	4/7/2010

PGM: INVS\_MONTHEND\_INVENTORY  
 SOURCE: VisualQED  
 MODEL: INVENTORY  
 BASIS: SETTLEMENT  
 AS-OF: 9/30/2011

**JOSH MANDEL**  
**TREASURER, STATE OF OHIO**

INVESTMENT INVENTORY  
 SETTLED POSITIONS AS OF: 09/30/11

INVS#	FUND	CUSIP	DESCRIPTION	RATE	MATURITY	YIELD	PAR AMOUNT	BOOK VALUE	MARKET VALUE	1ST PUR
195896	303 REG	LD1003978	WESTFIELD BANK, FSB	0.15	4/6/2012	0.15	\$ 357,070.55	\$ 357,070.55	\$ 357,070.55	4/8/2010
195898	303 REG	LD1003994	OSGOOD STATE BANK	0.15	4/6/2012	0.15	\$ 48,257.78	\$ 48,257.78	\$ 48,257.78	4/8/2010
195913	303 REG	LD1004000	OLD FORT BANKING COMPANY	0.15	4/6/2012	0.15	\$ 250,708.64	\$ 250,708.64	\$ 250,708.64	4/8/2010
195916	303 REG	LD1004018	HUNTINGTON NATIONAL BANK, NA	0.15	4/9/2012	0.15	\$ 109,618.93	\$ 109,618.93	\$ 109,618.93	4/9/2010
195917	303 REG	LD1004026	OLD FORT BANKING COMPANY	0.15	4/9/2012	0.15	\$ 114,840.12	\$ 114,840.12	\$ 114,840.12	4/9/2010
195918	303 REG	LD1004034	OLD FORT BANKING COMPANY	0.15	4/9/2012	0.15	\$ 24,466.87	\$ 24,466.87	\$ 24,466.87	4/9/2010
195933	303 REG	LD1004042	ST. HENRY BANK	0.15	4/9/2012	0.15	\$ 248,420.61	\$ 248,420.61	\$ 248,420.61	4/9/2010
195937	303 REG	LD1004059	FIRST CITIZENS NATIONAL BANK	0.15	4/12/2012	0.15	\$ 75,245.91	\$ 75,245.91	\$ 75,245.91	4/12/2010
195939	303 REG	LD1004067	FIRST FINANCIAL BANK, NA	0.15	4/12/2012	0.15	\$ 324,684.56	\$ 324,684.56	\$ 324,684.56	4/12/2010
195959	303 REG	LD1004075	LIBERTY NATIONAL BANK	0.15	4/13/2012	0.15	\$ 47,333.29	\$ 47,333.29	\$ 47,333.29	4/13/2010
195960	303 REG	LD1004083	OLD FORT BANKING COMPANY	0.15	4/13/2012	0.15	\$ 35,192.52	\$ 35,192.52	\$ 35,192.52	4/13/2010
195963	303 REG	LD1004109	FIRST CITIZENS NATIONAL BANK	0.15	4/13/2012	0.15	\$ 104,083.96	\$ 104,083.96	\$ 104,083.96	4/13/2010
195989	303 REG	LD1004117	AMERICAN SAVINGS BANK, FSB	0.15	4/13/2012	0.15	\$ 48,063.32	\$ 48,063.32	\$ 48,063.32	4/14/2010
195991	303 REG	LD1004125	AMERICAN SAVINGS BANK, FSB	0.15	4/13/2012	0.15	\$ 24,703.70	\$ 24,703.70	\$ 24,703.70	4/14/2010
195993	303 REG	LD1004133	FIRST MERCHANTS BANK N.A.	0.15	4/13/2012	0.15	\$ 25,781.45	\$ 25,781.45	\$ 25,781.45	4/14/2010
195994	303 REG	LD1004141	OHIO VALLEY BANK COMPANY	0.15	4/13/2012	0.15	\$ 43,813.12	\$ 43,813.12	\$ 43,813.12	4/14/2010
196165	303 REG	LD1004158	FARMERS STATE BANK, NEW MADISON	0.15	4/13/2012	0.15	\$ 46,409.05	\$ 46,409.05	\$ 46,409.05	4/15/2010
196175	303 REG	LD1004166	CITIZENS BANKING CO., SANDUSKY	0.15	4/13/2012	0.15	\$ 25,333.91	\$ 25,333.91	\$ 25,333.91	4/15/2010
196403	303 REG	LD1004174	FIRST FEDERAL COMMUNITY BK DOVER	0.15	4/16/2012	0.15	\$ 84,814.67	\$ 84,814.67	\$ 84,814.67	4/16/2010
196412	303 REG	LD1004182	OSGOOD STATE BANK	0.15	4/16/2012	0.15	\$ 68,592.35	\$ 68,592.35	\$ 68,592.35	4/16/2010
196415	303 REG	LD1004190	OHIO VALLEY BANK COMPANY	0.15	4/16/2012	0.15	\$ 148,000.00	\$ 148,000.00	\$ 148,000.00	4/16/2010
196416	303 REG	LD1004208	FARMERS NATIONAL BANK, CANFIELD	0.15	4/16/2012	0.15	\$ 363,520.58	\$ 363,520.58	\$ 363,520.58	4/16/2010
196417	303 REG	LD1004216	FARMERS SAVINGS BANK, SPENCER	0.15	4/16/2012	0.15	\$ 393,543.13	\$ 393,543.13	\$ 393,543.13	4/16/2010
196434	303 REG	LD1004232	HUNTINGTON NATIONAL BANK, NA	0.15	4/19/2012	0.15	\$ 400,000.00	\$ 400,000.00	\$ 400,000.00	4/19/2010
196435	303 REG	LD1004240	FARMERS & MERCHANTS STATE BANK	0.15	4/19/2012	0.15	\$ 89,357.03	\$ 89,357.03	\$ 89,357.03	4/19/2010
196436	303 REG	LD1004257	SIGNATURE BANK, N.A.	0.15	4/19/2012	0.15	\$ 358,415.92	\$ 358,415.92	\$ 358,415.92	4/19/2010
196612	303 REG	LD1004265	Century NB, div Park NB	0.15	4/20/2012	0.15	\$ 362,251.03	\$ 362,251.03	\$ 362,251.03	4/20/2010
196614	303 REG	LD1004273	U.S. BANK, N.A.	0.15	4/20/2012	0.15	\$ 98,031.98	\$ 98,031.98	\$ 98,031.98	4/20/2010
196615	303 REG	LD1004281	STATE BANK & TRUST COMPANY	0.15	4/20/2012	0.15	\$ 100,000.00	\$ 100,000.00	\$ 100,000.00	4/20/2010
196669	303 REG	LD1004299	FIRST FEDERAL BANK OFTHE MIDWEST	0.15	4/20/2012	0.15	\$ 400,000.00	\$ 400,000.00	\$ 400,000.00	4/21/2010
196672	303 REG	LD1004307	CITIZENS NATIONAL OF BLUFFTON	0.15	4/20/2012	0.15	\$ 36,937.98	\$ 36,937.98	\$ 36,937.98	4/21/2010
196674	303 REG	LD1004315	FIRST CITIZENS NATIONAL BANK	0.15	4/20/2012	0.15	\$ 71,362.97	\$ 71,362.97	\$ 71,362.97	4/21/2010
196744	303 REG	LD1004323	HEARTLAND BANK	0.15	4/20/2012	0.15	\$ 93,037.33	\$ 93,037.33	\$ 93,037.33	4/22/2010
196773	303 REG	LD1004331	CF BANK *	0.15	4/23/2012	0.15	\$ 293,369.89	\$ 293,369.89	\$ 293,369.89	4/23/2010
196774	303 REG	LD1004349	CROGHAN COLONIAL BANK	0.15	4/23/2012	0.15	\$ 91,003.01	\$ 91,003.01	\$ 91,003.01	4/23/2010
196776	303 REG	LD1004356	FARMERS & MERCHANTS STATE BANK	0.15	4/23/2012	0.15	\$ 194,245.15	\$ 194,245.15	\$ 194,245.15	4/23/2010
196799	303 REG	LD1004364	OSGOOD STATE BANK	0.15	4/23/2012	0.15	\$ 234,172.72	\$ 234,172.72	\$ 234,172.72	4/23/2010
196819	303 REG	LD1004372	PEOPLES BANK, N.A. MARIETTA	0.15	4/26/2012	0.15	\$ 28,779.13	\$ 28,779.13	\$ 28,779.13	4/26/2010
196820	303 REG	LD1004380	WESTFIELD BANK, FSB	0.15	4/26/2012	0.15	\$ 180,818.54	\$ 180,818.54	\$ 180,818.54	4/26/2010
196821	303 REG	LD1004398	OSGOOD STATE BANK	0.15	4/26/2012	0.15	\$ 107,358.04	\$ 107,358.04	\$ 107,358.04	4/26/2010
196894	303 REG	LD1004406	FARMERS & MERCHANTS STATE BANK	0.15	4/27/2012	0.15	\$ 380,846.87	\$ 380,846.87	\$ 380,846.87	4/28/2010
196896	303 REG	LD1004414	HUNTINGTON NATIONAL BANK, NA	0.15	4/27/2012	0.15	\$ 36,829.03	\$ 36,829.03	\$ 36,829.03	4/28/2010
196919	303 REG	LD1004422	AMERICAN SAVINGS BANK, FSB	0.15	4/27/2012	0.15	\$ 212,703.08	\$ 212,703.08	\$ 212,703.08	4/28/2010
196922	303 REG	LD1004430	FIRST FINANCIAL BANK, NA	0.15	4/27/2012	0.15	\$ 18,483.09	\$ 18,483.09	\$ 18,483.09	4/29/2010
196939	303 REG	LD1004448	COMMUNITY BANK, CROOKSVILLE	0.15	4/30/2012	0.15	\$ 162,880.82	\$ 162,880.82	\$ 162,880.82	4/30/2010
196941	303 REG	LD1004455	HUNTINGTON NATIONAL BANK, NA	0.15	4/30/2012	0.15	\$ 400,000.00	\$ 400,000.00	\$ 400,000.00	4/30/2010
196943	303 REG	LD1004463	LIBERTY NATIONAL BANK	0.15	4/30/2012	0.15	\$ 193,638.22	\$ 193,638.22	\$ 193,638.22	4/30/2010
196968	303 REG	LD1004471	WAYNE SAVINGS COMMUNITY BANK	0.15	5/3/2012	0.15	\$ 342,901.38	\$ 342,901.38	\$ 342,901.38	5/3/2010
196969	303 REG	LD1004489	WAYNE SAVINGS COMMUNITY BANK	0.15	5/3/2012	0.15	\$ 332,240.39	\$ 332,240.39	\$ 332,240.39	5/3/2010
196970	303 REG	LD1004497	WAYNE SAVINGS COMMUNITY BANK	0.15	5/3/2012	0.15	\$ 372,769.99	\$ 372,769.99	\$ 372,769.99	5/3/2010
196972	303 REG	LD1004513	FORT JENNINGS STATE BANK	0.15	5/3/2012	0.15	\$ 276,248.10	\$ 276,248.10	\$ 276,248.10	5/3/2010
196973	303 REG	LD1004521	FORT JENNINGS STATE BANK	0.15	5/3/2012	0.15	\$ 183,609.72	\$ 183,609.72	\$ 183,609.72	5/3/2010
197004	303 REG	LD1004539	U.S. BANK, N.A.	0.15	5/4/2012	0.15	\$ 376,695.15	\$ 376,695.15	\$ 376,695.15	5/4/2010
197005	303 REG	LD1004547	HUNTINGTON NATIONAL BANK, NA	0.15	5/4/2012	0.15	\$ 400,000.00	\$ 400,000.00	\$ 400,000.00	5/4/2010
197006	303 REG	LD1004554	FIRST FEDERAL BANK OFTHE MIDWEST	0.15	5/4/2012	0.15	\$ 400,000.00	\$ 400,000.00	\$ 400,000.00	5/4/2010
197024	303 REG	LD1004570	FIRST FEDERAL BANK OFTHE MIDWEST	0.15	5/4/2012	0.15	\$ 297,754.52	\$ 297,754.52	\$ 297,754.52	5/5/2010
197025	303 REG	LD1004588	OSGOOD STATE BANK	0.15	5/4/2012	0.15	\$ 87,289.35	\$ 87,289.35	\$ 87,289.35	5/5/2010
197026	303 REG	LD1004596	PARK NATIONAL BANK	0.15	5/4/2012	0.15	\$ 29,124.29	\$ 29,124.29	\$ 29,124.29	5/5/2010

PGM: INVS\_MONTHEND\_INVENTORY  
 SOURCE: VisualQED  
 MODEL: INVENTORY  
 BASIS: SETTLEMENT  
 AS-OF: 9/30/2011

**JOSH MANDEL  
 TREASURER, STATE OF OHIO**

INVESTMENT INVENTORY  
 SETTLED POSITIONS AS OF: 09/30/11

INVT#	FUND	CUSIP	DESCRIPTION	RATE	MATURITY	YIELD	PAR AMOUNT	BOOK VALUE	MARKET VALUE	1ST PUR
197049	303 REG	LD1004604	FARMERS & MERCHANTS STATE BANK	0.15	5/4/2012	0.15	\$ 77,850.68	\$ 77,850.68	\$ 77,850.68	5/6/2010
197050	303 REG	LD1004612	HENRY COUNTY BANK	0.15	5/4/2012	0.15	\$ 66,499.50	\$ 66,499.50	\$ 66,499.50	5/6/2010
197052	303 REG	LD1004620	HUNTINGTON NATIONAL BANK, NA	0.15	5/4/2012	0.15	\$ 225,800.18	\$ 225,800.18	\$ 225,800.18	5/6/2010
197080	303 REG	LD1004638	CITIZENS SAVINGS BANK, MARTINS F	0.15	5/7/2012	0.15	\$ 120,647.38	\$ 120,647.38	\$ 120,647.38	5/7/2010
197082	303 REG	LD1004646	WESTFIELD BANK, FSB	0.15	5/7/2012	0.15	\$ 102,860.68	\$ 102,860.68	\$ 102,860.68	5/7/2010
197085	303 REG	LD1004653	FIRST FEDERAL BANK OFTHE MIDWEST	0.15	5/7/2012	0.15	\$ 71,879.87	\$ 71,879.87	\$ 71,879.87	5/7/2010
197138	303 REG	LD1004661	U.S. BANK, N.A.	0.15	5/10/2012	0.15	\$ 158,160.95	\$ 158,160.95	\$ 158,160.95	5/10/2010
197155	303 REG	LD1004687	FIRST NATIONAL BANK, PANDORA	0.15	5/10/2012	0.15	\$ 100,000.00	\$ 100,000.00	\$ 100,000.00	5/10/2010
197156	303 REG	LD1004695	AMERICAN SAVINGS BANK, FSB	0.15	5/10/2012	0.15	\$ 29,026.77	\$ 29,026.77	\$ 29,026.77	5/10/2010
197157	303 REG	LD1004703	OLD FORT BANKING COMPANY	0.15	5/10/2012	0.15	\$ 89,193.57	\$ 89,193.57	\$ 89,193.57	5/10/2010
197161	303 REG	LD1004711	WESTERN RESERVE BANK	0.15	5/11/2012	0.15	\$ 20,650.61	\$ 20,650.61	\$ 20,650.61	5/11/2010
197162	303 REG	LD1004729	WESTERN RESERVE BANK	0.15	5/11/2012	0.15	\$ 98,815.53	\$ 98,815.53	\$ 98,815.53	5/11/2010
197163	303 REG	LD1004737	WESTFIELD BANK, FSB	0.15	5/11/2012	0.15	\$ 188,923.68	\$ 188,923.68	\$ 188,923.68	5/11/2010
197164	303 REG	LD1004745	OSGOOD STATE BANK	0.15	5/11/2012	0.15	\$ 25,489.86	\$ 25,489.86	\$ 25,489.86	5/11/2010
197165	303 REG	LD1004752	OSGOOD STATE BANK	0.15	5/11/2012	0.15	\$ 252,666.40	\$ 252,666.40	\$ 252,666.40	5/11/2010
197166	303 REG	LD1004760	FORT JENNINGS STATE BANK	0.15	5/11/2012	0.15	\$ 400,000.00	\$ 400,000.00	\$ 400,000.00	5/11/2010
197167	303 REG	LD1004778	FARMERS & MERCHANTS STATE BANK	0.15	5/11/2012	0.15	\$ 137,365.38	\$ 137,365.38	\$ 137,365.38	5/11/2010
197203	303 REG	LD1004786	National Bank of Oak Harbor DNU	0.15	5/11/2012	0.15	\$ 20,310.49	\$ 20,310.49	\$ 20,310.49	5/12/2010
197206	303 REG	LD1004794	FARMERS & MERCHANTS STATE BANK	0.15	5/11/2012	0.15	\$ 332,974.91	\$ 332,974.91	\$ 332,974.91	5/12/2010
197245	303 REG	LD1004802	OLD FORT BANKING COMPANY	0.15	5/11/2012	0.15	\$ 268,978.51	\$ 268,978.51	\$ 268,978.51	5/13/2010
197246	303 REG	LD1004810	FIRST FEDERAL BANK OFTHE MIDWEST	0.15	5/11/2012	0.15	\$ 4,000.00	\$ 4,000.00	\$ 4,000.00	5/13/2010
197247	303 REG	LD1004828	HUNTINGTON NATIONAL BANK, NA	0.15	5/11/2012	0.15	\$ 41,328.97	\$ 41,328.97	\$ 41,328.97	5/13/2010
197248	303 REG	LD1004836	SIGNATURE BANK, N.A.	0.15	5/11/2012	0.15	\$ 190,148.57	\$ 190,148.57	\$ 190,148.57	5/13/2010
197249	303 REG	LD1004844	SIGNATURE BANK, N.A.	0.15	5/11/2012	0.15	\$ 195,259.18	\$ 195,259.18	\$ 195,259.18	5/13/2010
197250	303 REG	LD1004851	MUTUAL FEDERAL SAVINGS	0.15	5/11/2012	0.15	\$ 220,896.84	\$ 220,896.84	\$ 220,896.84	5/13/2010
197252	303 REG	LD1004869	WESBANCO BANK, INC	0.15	5/11/2012	0.15	\$ 277,041.17	\$ 277,041.17	\$ 277,041.17	5/13/2010
197261	303 REG	LD1004877	OSGOOD STATE BANK	0.15	5/14/2012	0.15	\$ 76,561.60	\$ 76,561.60	\$ 76,561.60	5/14/2010
197262	303 REG	LD1004885	FIRST FEDERAL BANK OFTHE MIDWEST	0.15	5/14/2012	0.15	\$ 400,000.00	\$ 400,000.00	\$ 400,000.00	5/14/2010
197295	303 REG	LD1004893	WAYNE SAVINGS COMMUNITY BANK	0.15	5/17/2012	0.15	\$ 105,305.43	\$ 105,305.43	\$ 105,305.43	5/17/2010
197296	303 REG	LD1004901	CITIZENS NATIONAL OF BLUFFTON	0.15	5/17/2012	0.15	\$ 181,914.45	\$ 181,914.45	\$ 181,914.45	5/17/2010
197297	303 REG	LD1004919	WESTFIELD BANK, FSB	0.15	5/17/2012	0.15	\$ 82,563.93	\$ 82,563.93	\$ 82,563.93	5/17/2010
197315	303 REG	LD1004935	CITIZENS BANKING CO., SANDUSKY	0.15	5/17/2012	0.15	\$ 290,095.34	\$ 290,095.34	\$ 290,095.34	5/17/2010
197321	303 REG	LD1004943	AMERICAN SAVINGS BANK, FSB	0.15	5/18/2012	0.15	\$ 219,913.63	\$ 219,913.63	\$ 219,913.63	5/18/2010
197322	303 REG	LD1004950	CF BANK *	0.15	5/18/2012	0.15	\$ 31,963.50	\$ 31,963.50	\$ 31,963.50	5/18/2010
197323	303 REG	LD1004968	U.S. BANK, N.A.	0.15	5/18/2012	0.15	\$ 137,873.44	\$ 137,873.44	\$ 137,873.44	5/18/2010
197324	303 REG	LD1004976	COMMERCIAL SAVINGS BANK, UPPER S	0.15	5/18/2012	0.15	\$ 150,560.02	\$ 150,560.02	\$ 150,560.02	5/18/2010
197325	303 REG	LD1004984	FIFTH THIRD BANK	0.15	5/18/2012	0.15	\$ 244,153.67	\$ 244,153.67	\$ 244,153.67	5/18/2010
197326	303 REG	LD1004992	FIRST FINANCIAL BANK, NA	0.15	5/18/2012	0.15	\$ 105,748.54	\$ 105,748.54	\$ 105,748.54	5/18/2010
197327	303 REG	LD1005007	U.S. BANK, N.A.	0.15	5/18/2012	0.15	\$ 56,949.78	\$ 56,949.78	\$ 56,949.78	5/18/2010
197328	303 REG	LD1005015	CITIZENS NATIONAL OF BLUFFTON	0.15	5/18/2012	0.15	\$ 4,321.54	\$ 4,321.54	\$ 4,321.54	5/18/2010
197362	303 REG	LD1005023	CITIZENS SAVINGS BANK, MARTINS F	0.15	5/18/2012	0.15	\$ 206,339.52	\$ 206,339.52	\$ 206,339.52	5/19/2010
197366	303 REG	LD1005031	CITIZENS SAVINGS BANK, MARTINS F	0.15	5/18/2012	0.15	\$ 64,878.85	\$ 64,878.85	\$ 64,878.85	5/19/2010
197369	303 REG	LD1005049	FIRST FEDERAL BANK OFTHE MIDWEST	0.15	5/18/2012	0.15	\$ 400,000.00	\$ 400,000.00	\$ 400,000.00	5/19/2010
197372	303 REG	LD1005056	WESTFIELD BANK, FSB	0.15	5/18/2012	0.15	\$ 27,044.45	\$ 27,044.45	\$ 27,044.45	5/19/2010
197373	303 REG	LD1005064	SIGNATURE BANK, N.A.	0.15	5/18/2012	0.15	\$ 175,326.97	\$ 175,326.97	\$ 175,326.97	5/19/2010
197374	303 REG	LD1005072	MUTUAL FEDERAL SAVINGS	0.15	5/18/2012	0.15	\$ 357,372.86	\$ 357,372.86	\$ 357,372.86	5/19/2010
197410	303 REG	LD1005080	HUNTINGTON NATIONAL BANK, NA	0.15	5/18/2012	0.15	\$ 200,000.00	\$ 200,000.00	\$ 200,000.00	5/20/2010
197437	303 REG	LD1005098	WAYNE SAVINGS COMMUNITY BANK	0.15	5/21/2012	0.15	\$ 218,418.27	\$ 218,418.27	\$ 218,418.27	5/21/2010
197438	303 REG	LD1005106	CROGHAN COLONIAL BANK	0.15	5/21/2012	0.15	\$ 23,033.74	\$ 23,033.74	\$ 23,033.74	5/21/2010
197504	303 REG	LD1005114	FIRST NATIONAL BANK, PANDORA	0.15	5/24/2012	0.15	\$ 150,000.00	\$ 150,000.00	\$ 150,000.00	5/24/2010
197524	303 REG	LD1005122	WESTFIELD BANK, FSB	0.15	5/25/2012	0.15	\$ 217,791.92	\$ 217,791.92	\$ 217,791.92	5/25/2010
197549	303 REG	LD1005130	FIRST FINANCIAL BANK, NA	0.15	5/25/2012	0.15	\$ 82,447.99	\$ 82,447.99	\$ 82,447.99	5/26/2010
197551	303 REG	LD1005148	OSGOOD STATE BANK	0.15	5/25/2012	0.15	\$ 8,923.49	\$ 8,923.49	\$ 8,923.49	5/26/2010
197588	303 REG	LD1005155	OLD FORT BANKING COMPANY	0.15	5/25/2012	0.15	\$ 271,665.47	\$ 271,665.47	\$ 271,665.47	5/27/2010
197590	303 REG	LD1005163	FIFTH THIRD BANK	0.15	5/25/2012	0.15	\$ 106,186.32	\$ 106,186.32	\$ 106,186.32	5/27/2010
197593	303 REG	LD1005171	OSGOOD STATE BANK	0.15	5/25/2012	0.15	\$ 400,000.00	\$ 400,000.00	\$ 400,000.00	5/27/2010
197614	303 REG	LD1005189	CITIZENS NATIONAL OF BLUFFTON	0.15	5/25/2012	0.15	\$ 183,489.86	\$ 183,489.86	\$ 183,489.86	5/28/2010
197615	303 REG	LD1005197	WESTFIELD BANK, FSB	0.15	5/25/2012	0.15	\$ 87,189.45	\$ 87,189.45	\$ 87,189.45	5/28/2010

PGM: INVS\_MONTHEND\_INVENTORY  
 SOURCE: VisualQED  
 MODEL: INVENTORY  
 BASIS: SETTLEMENT  
 AS-OF: 9/30/2011

**JOSH MANDEL**  
**TREASURER, STATE OF OHIO**

INVESTMENT INVENTORY  
 SETTLED POSITIONS AS OF: 09/30/11

INVS#	FUND	CUSIP	DESCRIPTION	RATE	MATURITY	YIELD	PAR AMOUNT	BOOK VALUE	MARKET VALUE	1ST PUR
197617	303 REG	LD1005205	METAMORA STATE BANK	0.15	5/25/2012	0.15	\$ 71,123.20	\$ 71,123.20	\$ 71,123.20	5/28/2010
197624	303 REG	LD1005213	CITIZENS SAVINGS BANK, MARTINS F	0.15	6/1/2012	0.15	\$ 102,267.00	\$ 102,267.00	\$ 102,267.00	6/1/2010
197625	303 REG	LD1005221	U.S. BANK, N.A.	0.15	6/1/2012	0.15	\$ 107,952.86	\$ 107,952.86	\$ 107,952.86	6/1/2010
197646	303 REG	LD1005239	PARK NATIONAL BANK	0.15	6/1/2012	0.15	\$ 53,358.81	\$ 53,358.81	\$ 53,358.81	6/2/2010
197647	303 REG	LD1005247	FIRST NATIONAL BANK, BELLEVUE	0.15	6/1/2012	0.15	\$ 128,620.50	\$ 128,620.50	\$ 128,620.50	6/2/2010
197648	303 REG	LD1005254	HENRY COUNTY BANK	0.15	6/1/2012	0.15	\$ 15,741.86	\$ 15,741.86	\$ 15,741.86	6/2/2010
197649	303 REG	LD1005262	WESTERN RESERVE BANK	0.15	6/1/2012	0.15	\$ 108,376.30	\$ 108,376.30	\$ 108,376.30	6/2/2010
197650	303 REG	LD1005270	WESTERN RESERVE BANK	0.15	6/1/2012	0.15	\$ 17,257.43	\$ 17,257.43	\$ 17,257.43	6/2/2010
197721	303 REG	LD1005288	AMERICAN SAVINGS BANK, FSB	0.15	6/4/2012	0.15	\$ 249,949.00	\$ 249,949.00	\$ 249,949.00	6/4/2010
197722	303 REG	LD1005296	PEOPLES BANK, N.A. MARIETTA	0.15	6/4/2012	0.15	\$ 18,339.89	\$ 18,339.89	\$ 18,339.89	6/4/2010
197723	303 REG	LD1005304	National Bank of Oak Harbor DNU	0.15	6/4/2012	0.15	\$ 370,007.84	\$ 370,007.84	\$ 370,007.84	6/4/2010
197724	303 REG	LD1005312	FARMERS & MERCHANTS STATE BANK	0.15	6/4/2012	0.15	\$ 136,541.07	\$ 136,541.07	\$ 136,541.07	6/4/2010
197727	303 REG	LD1005320	CITIZENS SAVINGS BANK, MARTINS F	0.15	6/4/2012	0.15	\$ 267,220.60	\$ 267,220.60	\$ 267,220.60	6/4/2010
197730	303 REG	LD1005338	CITIZENS SAVINGS BANK, MARTINS F	0.15	6/4/2012	0.15	\$ 264,519.14	\$ 264,519.14	\$ 264,519.14	6/4/2010
197740	303 REG	LD1005346	FIRST NATIONAL BANK, BELLEVUE	0.15	6/7/2012	0.15	\$ 246,292.37	\$ 246,292.37	\$ 246,292.37	6/7/2010
197780	303 REG	LD1005361	FARMERS CITIZENS BANK, BUCYRUS	0.15	6/8/2012	0.15	\$ 359,128.01	\$ 359,128.01	\$ 359,128.01	6/8/2010
197783	303 REG	LD1005379	FARMERS CITIZENS BANK, BUCYRUS	0.15	6/8/2012	0.15	\$ 359,583.04	\$ 359,583.04	\$ 359,583.04	6/8/2010
197785	303 REG	LD1005387	FIRST CITIZENS NATIONAL BANK	0.15	6/8/2012	0.15	\$ 76,645.93	\$ 76,645.93	\$ 76,645.93	6/8/2010
197791	303 REG	LD1005395	HUNTINGTON NATIONAL BANK, NA	0.15	6/8/2012	0.15	\$ 204,996.19	\$ 204,996.19	\$ 204,996.19	6/8/2010
197792	303 REG	LD1005403	CITIZENS SAVINGS BANK, MARTINS F	0.15	6/8/2012	0.15	\$ 315,742.71	\$ 315,742.71	\$ 315,742.71	6/8/2010
197793	303 REG	LD1005411	MECHANICS BANK	0.15	6/8/2012	0.15	\$ 18,098.04	\$ 18,098.04	\$ 18,098.04	6/8/2010
197823	303 REG	LD1005429	FIRST CITIZENS NATIONAL BANK	0.15	6/8/2012	0.15	\$ 27,917.77	\$ 27,917.77	\$ 27,917.77	6/9/2010
197824	303 REG	LD1005437	WESTERN RESERVE BANK	0.15	6/8/2012	0.15	\$ 16,209.68	\$ 16,209.68	\$ 16,209.68	6/9/2010
197826	303 REG	LD1005445	WESTERN RESERVE BANK	0.15	6/8/2012	0.15	\$ 14,898.81	\$ 14,898.81	\$ 14,898.81	6/9/2010
197869	303 REG	LD1005452	HOME SAVINGS BANK, KENT	0.15	6/8/2012	0.15	\$ 124,508.71	\$ 124,508.71	\$ 124,508.71	6/10/2010
197870	303 REG	LD1005460	HUNTINGTON NATIONAL BANK, NA	0.15	6/8/2012	0.15	\$ 33,901.01	\$ 33,901.01	\$ 33,901.01	6/10/2010
197871	303 REG	LD1005478	HUNTINGTON NATIONAL BANK, NA	0.15	6/8/2012	0.15	\$ 174,395.82	\$ 174,395.82	\$ 174,395.82	6/10/2010
197872	303 REG	LD1005486	WESTERN RESERVE BANK	0.15	6/8/2012	0.15	\$ 382,676.54	\$ 382,676.54	\$ 382,676.54	6/10/2010
197873	303 REG	LD1005494	FIRST NATIONAL BANK, NEW BREMEN	0.15	6/8/2012	0.15	\$ 210,668.60	\$ 210,668.60	\$ 210,668.60	6/10/2010
197875	303 REG	LD1005510	First-Knox NB, div Park NB	0.15	6/8/2012	0.15	\$ 137,676.68	\$ 137,676.68	\$ 137,676.68	6/10/2010
197905	303 REG	LD1005528	FAHEY BANKING COMPANY	0.15	6/14/2012	0.15	\$ 364,464.12	\$ 364,464.12	\$ 364,464.12	6/14/2010
197937	303 REG	LD1005536	STATE BANK & TRUST COMPANY	0.15	6/15/2012	0.15	\$ 32,496.85	\$ 32,496.85	\$ 32,496.85	6/15/2010
197938	303 REG	LD1005544	U.S. BANK, N.A.	0.15	6/15/2012	0.15	\$ 193,637.22	\$ 193,637.22	\$ 193,637.22	6/15/2010
197972	303 REG	LD1005551	CITIZENS NATIONAL OF BLUFFTON	0.15	6/15/2012	0.15	\$ 50,567.16	\$ 50,567.16	\$ 50,567.16	6/16/2010
197973	303 REG	LD1005569	CITIZENS NATIONAL OF BLUFFTON	0.15	6/15/2012	0.15	\$ 94,643.13	\$ 94,643.13	\$ 94,643.13	6/16/2010
197974	303 REG	LD1005577	CITIZENS NATIONAL OF BLUFFTON	0.15	6/15/2012	0.15	\$ 100,000.00	\$ 100,000.00	\$ 100,000.00	6/16/2010
197975	303 REG	LD1005585	CF BANK *	0.15	6/15/2012	0.15	\$ 354,138.93	\$ 354,138.93	\$ 354,138.93	6/16/2010
197976	303 REG	LD1005593	FORT JENNINGS STATE BANK	0.15	6/15/2012	0.15	\$ 177,770.70	\$ 177,770.70	\$ 177,770.70	6/16/2010
198009	303 REG	LD1005601	FARMERS NATIONAL BANK, CANFIELD	0.15	6/15/2012	0.15	\$ 274,965.96	\$ 274,965.96	\$ 274,965.96	6/17/2010
198026	303 REG	LD1005619	OHIO VALLEY BANK COMPANY	0.15	6/15/2012	0.15	\$ 152,637.37	\$ 152,637.37	\$ 152,637.37	6/17/2010
198043	303 REG	LD1005627	FIRST FINANCIAL BANK, NA	0.15	6/18/2012	0.15	\$ 187,000.00	\$ 187,000.00	\$ 187,000.00	6/18/2010
198044	303 REG	LD1005635	FIRST CITIZENS NATIONAL BANK	0.15	6/18/2012	0.15	\$ 127,301.16	\$ 127,301.16	\$ 127,301.16	6/18/2010
198105	303 REG	LD1005643	CF BANK *	0.15	6/21/2012	0.15	\$ 337,054.73	\$ 337,054.73	\$ 337,054.73	6/21/2010
198106	303 REG	LD1005650	FORT JENNINGS STATE BANK	0.15	6/21/2012	0.15	\$ 57,053.17	\$ 57,053.17	\$ 57,053.17	6/21/2010
198107	303 REG	LD1005668	FIFTH THIRD BANK	0.15	6/21/2012	0.15	\$ 243,847.34	\$ 243,847.34	\$ 243,847.34	6/21/2010
198108	303 REG	LD1005676	OLD FORT BANKING COMPANY	0.15	6/21/2012	0.15	\$ 36,015.82	\$ 36,015.82	\$ 36,015.82	6/21/2010
198111	303 REG	LD1005684	CITIZENS BANKING CO., SANDUSKY	0.15	6/22/2012	0.15	\$ 303,271.12	\$ 303,271.12	\$ 303,271.12	6/22/2010
198112	303 REG	LD1005692	CORTLAND SAVINGS & BANKING CO	0.15	6/22/2012	0.15	\$ 79,186.26	\$ 79,186.26	\$ 79,186.26	6/22/2010
198113	303 REG	LD1005700	WESTERN RESERVE BANK	0.15	6/22/2012	0.15	\$ 339,524.49	\$ 339,524.49	\$ 339,524.49	6/22/2010
198117	303 REG	LD1005718	FIRST FEDERAL COMMUNITY BK DOVER	0.15	6/22/2012	0.15	\$ 349,021.72	\$ 349,021.72	\$ 349,021.72	6/22/2010
198148	303 REG	LD1005726	SAVINGS BANK	0.15	6/22/2012	0.15	\$ 18,137.52	\$ 18,137.52	\$ 18,137.52	6/23/2010
198152	303 REG	LD1005734	NATIONAL BANK & TRUST COMPANY	0.15	6/22/2012	0.15	\$ 46,486.72	\$ 46,486.72	\$ 46,486.72	6/23/2010
198163	303 REG	LD1005742	NATIONAL BANK & TRUST COMPANY	0.15	6/22/2012	0.15	\$ 54,598.23	\$ 54,598.23	\$ 54,598.23	6/23/2010
198170	303 REG	LD1005759	CROGHAN COLONIAL BANK	0.15	6/22/2012	0.15	\$ 53,294.43	\$ 53,294.43	\$ 53,294.43	6/23/2010
198198	303 REG	LD1005767	FIRST NATIONAL BANK, PANDORA	0.15	6/22/2012	0.15	\$ 80,000.00	\$ 80,000.00	\$ 80,000.00	6/24/2010
198200	303 REG	LD1005775	FIRST NATIONAL BANK, PANDORA	0.15	6/22/2012	0.15	\$ 50,000.00	\$ 50,000.00	\$ 50,000.00	6/24/2010
198199	303 REG	LD1005783	FIRST NATIONAL BANK, PANDORA	0.15	6/22/2012	0.15	\$ 55,000.00	\$ 55,000.00	\$ 55,000.00	6/24/2010
198202	303 REG	LD1005791	FIRST NATIONAL BANK, PANDORA	0.15	6/22/2012	0.15	\$ 75,000.00	\$ 75,000.00	\$ 75,000.00	6/24/2010

PGM: INVS\_MONTHEND\_INVENTORY  
 SOURCE: VisualQED  
 MODEL: INVENTORY  
 BASIS: SETTLEMENT  
 AS-OF: 9/30/2011

**JOSH MANDEL**  
**TREASURER, STATE OF OHIO**

INVESTMENT INVENTORY  
 SETTLED POSITIONS AS OF: 09/30/11

INVT#	FUND	CUSIP	DESCRIPTION	RATE	MATURITY	YIELD	PAR AMOUNT	BOOK VALUE	MARKET VALUE	1ST PUR
198204	303 REG	LD1005809	FIRST NATIONAL BANK, PANDORA	0.15	6/22/2012	0.15	\$ 75,000.00	\$ 75,000.00	\$ 75,000.00	6/24/2010
198206	303 REG	LD1005817	GENOA BANKING COMPANY	0.15	6/22/2012	0.15	\$ 349,643.10	\$ 349,643.10	\$ 349,643.10	6/24/2010
198209	303 REG	LD1005825	HUNTINGTON NATIONAL BANK, NA	0.15	6/22/2012	0.15	\$ 258,794.86	\$ 258,794.86	\$ 258,794.86	6/24/2010
198214	303 REG	LD1005833	FIRST MERCHANTS BANK N.A.	0.15	6/22/2012	0.15	\$ 24,090.59	\$ 24,090.59	\$ 24,090.59	6/24/2010
198259	303 REG	LD1005841	COMMERCIAL & SAVINGS BANK, MILLE	0.15	6/25/2012	0.15	\$ 61,063.26	\$ 61,063.26	\$ 61,063.26	6/25/2010
198262	303 REG	LD1005858	FARMERS & MERCHANTS STATE BANK	0.15	6/25/2012	0.15	\$ 131,234.55	\$ 131,234.55	\$ 131,234.55	6/25/2010
198264	303 REG	LD1005866	WESTERN RESERVE BANK	0.15	6/25/2012	0.15	\$ 190,395.77	\$ 190,395.77	\$ 190,395.77	6/25/2010
198267	303 REG	LD1005874	FIRST FEDERAL BANK OFTHE MIDWEST	0.15	6/25/2012	0.15	\$ 286,025.16	\$ 286,025.16	\$ 286,025.16	6/25/2010
198329	303 REG	LD1005882	FIRST FEDERAL BANK OFTHE MIDWEST	0.15	6/29/2012	0.15	\$ 400,000.00	\$ 400,000.00	\$ 400,000.00	6/29/2010
198330	303 REG	LD1005890	WESTFIELD BANK, FSB	0.15	6/29/2012	0.15	\$ 222,612.15	\$ 222,612.15	\$ 222,612.15	6/29/2010
198331	303 REG	LD1005908	PARK NATIONAL BANK	0.15	6/29/2012	0.15	\$ 76,486.59	\$ 76,486.59	\$ 76,486.59	6/29/2010
198332	303 REG	LD1005916	SIGNATURE BANK, N.A.	0.15	6/29/2012	0.15	\$ 48,412.29	\$ 48,412.29	\$ 48,412.29	6/29/2010
198333	303 REG	LD1005924	WESTERN RESERVE BANK	0.15	6/29/2012	0.15	\$ 223,878.84	\$ 223,878.84	\$ 223,878.84	6/29/2010
198334	303 REG	LD1005932	FORT JENNINGS STATE BANK	0.15	6/29/2012	0.15	\$ 216,735.86	\$ 216,735.86	\$ 216,735.86	6/29/2010
198513	303 REG	LD1100014	HUNTINGTON NATIONAL BANK, NA	0.15	6/29/2012	0.15	\$ 42,186.82	\$ 42,186.82	\$ 42,186.82	7/2/2010
198514	303 REG	LD1100022	HUNTINGTON NATIONAL BANK, NA	0.15	6/29/2012	0.15	\$ 182,796.65	\$ 182,796.65	\$ 182,796.65	7/2/2010
198515	303 REG	LD1100030	FIRST CITIZENS NATIONAL BANK	0.15	6/29/2012	0.15	\$ 280,220.00	\$ 280,220.00	\$ 280,220.00	7/2/2010
198516	303 REG	LD1100048	SUTTON BANK	0.15	6/29/2012	0.15	\$ 111,752.18	\$ 111,752.18	\$ 111,752.18	7/2/2010
198517	303 REG	LD1100055	COMMERCIAL & SAVINGS BANK, MILLE	0.15	6/29/2012	0.15	\$ 177,360.92	\$ 177,360.92	\$ 177,360.92	7/2/2010
198518	303 REG	LD1100063	CROGHAN COLONIAL BANK	0.15	6/29/2012	0.15	\$ 27,666.41	\$ 27,666.41	\$ 27,666.41	7/2/2010
198533	303 REG	LD1100071	U.S. BANK, N.A.	0.15	7/6/2012	0.15	\$ 250,000.00	\$ 250,000.00	\$ 250,000.00	7/6/2010
198535	303 REG	LD1100089	U.S. BANK, N.A.	0.15	7/6/2012	0.15	\$ 66,062.69	\$ 66,062.69	\$ 66,062.69	7/6/2010
198536	303 REG	LD1100097	U.S. BANK, N.A.	0.15	7/6/2012	0.15	\$ 65,725.26	\$ 65,725.26	\$ 65,725.26	7/6/2010
198538	303 REG	LD1100105	U.S. BANK, N.A.	0.15	7/6/2012	0.15	\$ 100,416.54	\$ 100,416.54	\$ 100,416.54	7/6/2010
198539	303 REG	LD1100113	U.S. BANK, N.A.	0.15	7/6/2012	0.15	\$ 25,530.46	\$ 25,530.46	\$ 25,530.46	7/6/2010
198540	303 REG	LD1100121	SIGNATURE BANK, N.A.	0.15	7/6/2012	0.15	\$ 174,705.40	\$ 174,705.40	\$ 174,705.40	7/6/2010
198541	303 REG	LD1100139	FIRST STATE BANK OF ADAMS COUNTY	0.15	7/6/2012	0.15	\$ 333,333.30	\$ 333,333.30	\$ 333,333.30	7/6/2010
198542	303 REG	LD1100147	SIGNATURE BANK, N.A.	0.15	7/6/2012	0.15	\$ 32,513.13	\$ 32,513.13	\$ 32,513.13	7/6/2010
198543	303 REG	LD1100154	WESTFIELD BANK, FSB	0.15	7/6/2012	0.15	\$ 141,460.66	\$ 141,460.66	\$ 141,460.66	7/6/2010
198544	303 REG	LD1100162	PARK NATIONAL BANK	0.15	7/6/2012	0.15	\$ 123,930.17	\$ 123,930.17	\$ 123,930.17	7/6/2010
198545	303 REG	LD1100170	FIRST NATIONAL BANK, PANDORA	0.15	7/6/2012	0.15	\$ 80,000.00	\$ 80,000.00	\$ 80,000.00	7/6/2010
198546	303 REG	LD1100188	FIRST NATIONAL BANK, PANDORA	0.15	7/6/2012	0.15	\$ 60,000.00	\$ 60,000.00	\$ 60,000.00	7/6/2010
198548	303 REG	LD1100204	FIRST FEDERAL BANK OFTHE MIDWEST	0.15	7/6/2012	0.15	\$ 64,458.84	\$ 64,458.84	\$ 64,458.84	7/6/2010
198590	303 REG	LD1100212	HENRY COUNTY BANK	0.15	7/6/2012	0.15	\$ 177,887.56	\$ 177,887.56	\$ 177,887.56	7/7/2010
198591	303 REG	LD1100220	CROGHAN COLONIAL BANK	0.15	7/6/2012	0.15	\$ 164,479.98	\$ 164,479.98	\$ 164,479.98	7/7/2010
198625	303 REG	LD1100238	CONSUMERS NATIONAL BANK	0.15	7/6/2012	0.15	\$ 218,636.01	\$ 218,636.01	\$ 218,636.01	7/8/2010
198626	303 REG	LD1100246	HUNTINGTON NATIONAL BANK, NA	0.15	7/6/2012	0.15	\$ 300,000.00	\$ 300,000.00	\$ 300,000.00	7/8/2010
198627	303 REG	LD1100253	FARMERS CITIZENS BANK, BUCYRUS	0.15	7/6/2012	0.15	\$ 102,053.07	\$ 102,053.07	\$ 102,053.07	7/8/2010
198660	303 REG	LD1100261	FIRST MERCHANTS BANK N.A.	0.15	7/9/2012	0.15	\$ 24,056.21	\$ 24,056.21	\$ 24,056.21	7/9/2010
198661	303 REG	LD1100279	HUNTINGTON NATIONAL BANK, NA	0.15	7/9/2012	0.15	\$ 247,451.52	\$ 247,451.52	\$ 247,451.52	7/9/2010
198726	303 REG	LD1100287	ST. HENRY BANK	0.15	7/12/2012	0.15	\$ 55,795.90	\$ 55,795.90	\$ 55,795.90	7/12/2010
198727	303 REG	LD1100295	FARMERS & MERCHANTS STATE BANK	0.15	7/12/2012	0.15	\$ 8,709.63	\$ 8,709.63	\$ 8,709.63	7/12/2010
198729	303 REG	LD1100303	FIRST MERCHANTS BANK N.A.	0.15	7/12/2012	0.15	\$ 126,758.92	\$ 126,758.92	\$ 126,758.92	7/12/2010
198732	303 REG	LD1100311	FIRST MERCHANTS BANK N.A.	0.15	7/12/2012	0.15	\$ 400,000.00	\$ 400,000.00	\$ 400,000.00	7/12/2010
198740	303 REG	LD1100329	APPLE CREEK BANKING COMPANY	0.15	7/12/2012	0.15	\$ 76,313.02	\$ 76,313.02	\$ 76,313.02	7/12/2010
198810	303 REG	LD1100337	WAYNE SAVINGS COMMUNITY BANK	0.15	7/13/2012	0.15	\$ 188,286.78	\$ 188,286.78	\$ 188,286.78	7/14/2010
198872	303 REG	LD1100345	VINTON COUNTY NATIONAL BANK	0.15	7/16/2012	0.15	\$ 380,056.64	\$ 380,056.64	\$ 380,056.64	7/16/2010
198874	303 REG	LD1100352	FIRST CITIZENS NATIONAL BANK	0.15	7/16/2012	0.15	\$ 64,447.31	\$ 64,447.31	\$ 64,447.31	7/16/2010
198878	303 REG	LD1100360	WAYNE SAVINGS COMMUNITY BANK	0.15	7/16/2012	0.15	\$ 63,490.83	\$ 63,490.83	\$ 63,490.83	7/16/2010
198884	303 REG	LD1100378	CITIZENS BANKING CO., SANDUSKY	0.15	7/16/2012	0.15	\$ 323,149.15	\$ 323,149.15	\$ 323,149.15	7/16/2010
198911	303 REG	LD1100386	SAVINGS BANK	0.15	7/19/2012	0.15	\$ 383,339.06	\$ 383,339.06	\$ 383,339.06	7/19/2010
198912	303 REG	LD1100394	SAVINGS BANK	0.15	7/19/2012	0.15	\$ 203,415.25	\$ 203,415.25	\$ 203,415.25	7/19/2010
198913	303 REG	LD1100402	FIRST FINANCIAL BANK, NA	0.15	7/19/2012	0.15	\$ 121,081.92	\$ 121,081.92	\$ 121,081.92	7/19/2010
198959	303 REG	LD1100428	HEARTLAND BANK	0.15	7/20/2012	0.15	\$ 161,283.20	\$ 161,283.20	\$ 161,283.20	7/20/2010
198960	303 REG	LD1100436	CROGHAN COLONIAL BANK	0.15	7/20/2012	0.15	\$ 105,090.93	\$ 105,090.93	\$ 105,090.93	7/20/2010
198961	303 REG	LD1100444	FIRST FEDERAL BANK OFTHE MIDWEST	0.15	7/20/2012	0.15	\$ 104,319.75	\$ 104,319.75	\$ 104,319.75	7/20/2010
198962	303 REG	LD1100451	WESTFIELD BANK, FSB	0.15	7/20/2012	0.15	\$ 400,000.00	\$ 400,000.00	\$ 400,000.00	7/20/2010
199005	303 REG	LD1100469	FIRST FINANCIAL BANK, NA	0.15	7/20/2012	0.15	\$ 163,208.31	\$ 163,208.31	\$ 163,208.31	7/21/2010



PGM: INVS\_MONTHEND\_INVENTORY  
 SOURCE: VisualQED  
 MODEL: INVENTORY  
 BASIS: SETTLEMENT  
 AS-OF: 9/30/2011

**JOSH MANDEL**  
**TREASURER, STATE OF OHIO**

INVESTMENT INVENTORY  
 SETTLED POSITIONS AS OF: 09/30/11

INVT#	FUND	CUSIP	DESCRIPTION	RATE	MATURITY	YIELD	PAR AMOUNT	BOOK VALUE	MARKET VALUE	1ST PUR
199006	303 REG	LD1100477	WESTERN RESERVE BANK	0.15	7/20/2012	0.15	\$ 381,140.78	\$ 381,140.78	\$ 381,140.78	7/21/2010
199007	303 REG	LD1100485	FIRST NATIONAL BANK, BELLEVUE	0.15	7/20/2012	0.15	\$ 400,000.00	\$ 400,000.00	\$ 400,000.00	7/21/2010
199055	303 REG	LD1100493	HUNTINGTON NATIONAL BANK, NA	0.15	7/20/2012	0.15	\$ 29,098.36	\$ 29,098.36	\$ 29,098.36	7/22/2010
199056	303 REG	LD1100501	FORT JENNINGS STATE BANK	0.15	7/20/2012	0.15	\$ 167,190.13	\$ 167,190.13	\$ 167,190.13	7/22/2010
199057	303 REG	LD1100519	WESTFIELD BANK, FSB	0.15	7/20/2012	0.15	\$ 258,150.19	\$ 258,150.19	\$ 258,150.19	7/22/2010
199058	303 REG	LD1100527	WESTFIELD BANK, FSB	0.15	7/20/2012	0.15	\$ 54,808.61	\$ 54,808.61	\$ 54,808.61	7/22/2010
199059	303 REG	LD1100535	WESTFIELD BANK, FSB	0.15	7/20/2012	0.15	\$ 219,573.28	\$ 219,573.28	\$ 219,573.28	7/22/2010
199099	303 REG	LD1100543	CITIZENS SAVINGS BANK, MARTINS F	0.15	7/23/2012	0.15	\$ 371,958.01	\$ 371,958.01	\$ 371,958.01	7/23/2010
199100	303 REG	LD1100550	GENOA BANKING COMPANY	0.15	7/23/2012	0.15	\$ 18,028.08	\$ 18,028.08	\$ 18,028.08	7/23/2010
199128	303 REG	LD1100568	FIRST FEDERAL BANK OFTHE MIDWEST	0.15	7/26/2012	0.15	\$ 150,000.00	\$ 150,000.00	\$ 150,000.00	7/26/2010
199129	303 REG	LD1100576	WATERFORD BANK N.A.	0.15	7/26/2012	0.15	\$ 356,534.00	\$ 356,534.00	\$ 356,534.00	7/26/2010
199161	303 REG	LD1100584	CORTLAND SAVINGS & BANKING CO	0.15	7/27/2012	0.15	\$ 168,153.06	\$ 168,153.06	\$ 168,153.06	7/27/2010
199162	303 REG	LD1100592	CORTLAND SAVINGS & BANKING CO	0.15	7/27/2012	0.15	\$ 367,836.48	\$ 367,836.48	\$ 367,836.48	7/27/2010
199163	303 REG	LD1100600	COMMUNITY FIRST BANK	0.15	7/27/2012	0.15	\$ 46,886.01	\$ 46,886.01	\$ 46,886.01	7/27/2010
199188	303 REG	LD1100618	FARMERS NATIONAL BANK, CANFIELD	0.15	7/27/2012	0.15	\$ 273,527.65	\$ 273,527.65	\$ 273,527.65	7/28/2010
199195	303 REG	LD1100626	FIRST FINANCIAL BANK, NA	0.15	7/27/2012	0.15	\$ 304,304.58	\$ 304,304.58	\$ 304,304.58	7/28/2010
199197	303 REG	LD1100634	WESTFIELD BANK, FSB	0.15	7/27/2012	0.15	\$ 175,788.95	\$ 175,788.95	\$ 175,788.95	7/28/2010
199198	303 REG	LD1100642	WESTFIELD BANK, FSB	0.15	7/27/2012	0.15	\$ 180,537.45	\$ 180,537.45	\$ 180,537.45	7/28/2010
199199	303 REG	LD1100659	FARMERS CITIZENS BANK, BUCYRUS	0.15	7/27/2012	0.15	\$ 217,460.53	\$ 217,460.53	\$ 217,460.53	7/28/2010
199231	303 REG	LD1100675	WESTFIELD BANK, FSB	0.15	7/27/2012	0.15	\$ 400,000.00	\$ 400,000.00	\$ 400,000.00	7/29/2010
199232	303 REG	LD1100683	FIRST CITIZENS NATIONAL BANK	0.15	7/27/2012	0.15	\$ 59,466.94	\$ 59,466.94	\$ 59,466.94	7/29/2010
199233	303 REG	LD1100691	HUNTINGTON NATIONAL BANK, NA	0.15	7/27/2012	0.15	\$ 195,266.04	\$ 195,266.04	\$ 195,266.04	7/29/2010
199234	303 REG	LD1100709	HUNTINGTON NATIONAL BANK, NA	0.15	7/27/2012	0.15	\$ 400,000.00	\$ 400,000.00	\$ 400,000.00	7/29/2010
199253	303 REG	LD1100717	FORT JENNINGS STATE BANK	0.15	7/30/2012	0.15	\$ 32,384.40	\$ 32,384.40	\$ 32,384.40	7/30/2010
199306	303 REG	LD1100733	MECHANICS BANK	0.15	8/2/2012	0.15	\$ 11,000.00	\$ 11,000.00	\$ 11,000.00	8/2/2010
199307	303 REG	LD1100741	PARK NATIONAL BANK	0.15	8/2/2012	0.15	\$ 225,619.61	\$ 225,619.61	\$ 225,619.61	8/2/2010
199309	303 REG	LD1100758	OLD FORT BANKING COMPANY	0.15	8/2/2012	0.15	\$ 176,877.08	\$ 176,877.08	\$ 176,877.08	8/2/2010
199342	303 REG	LD1100766	CITIZENS NATIONAL OF BLUFFTON	0.15	8/3/2012	0.15	\$ 297,249.07	\$ 297,249.07	\$ 297,249.07	8/3/2010
199350	303 REG	LD1100782	U.S. BANK, N.A.	0.15	8/3/2012	0.15	\$ 301,796.31	\$ 301,796.31	\$ 301,796.31	8/3/2010
199351	303 REG	LD1100790	U.S. BANK, N.A.	0.15	8/3/2012	0.15	\$ 333,231.32	\$ 333,231.32	\$ 333,231.32	8/3/2010
199378	303 REG	LD1100808	FIRST FEDERAL BANK OFTHE MIDWEST	0.15	8/3/2012	0.15	\$ 198,144.04	\$ 198,144.04	\$ 198,144.04	8/4/2010
199382	303 REG	LD1100816	COMMERCIAL & SAVINGS BANK, MILLE	0.15	8/3/2012	0.15	\$ 317,498.95	\$ 317,498.95	\$ 317,498.95	8/4/2010
199414	303 REG	LD1100824	CORTLAND SAVINGS & BANKING CO	0.15	8/3/2012	0.15	\$ 323,957.04	\$ 323,957.04	\$ 323,957.04	8/5/2010
199418	303 REG	LD1100832	HUNTINGTON NATIONAL BANK, NA	0.15	8/3/2012	0.15	\$ 375,000.00	\$ 375,000.00	\$ 375,000.00	8/5/2010
199422	303 REG	LD1100840	WESTFIELD BANK, FSB	0.15	8/3/2012	0.15	\$ 113,810.28	\$ 113,810.28	\$ 113,810.28	8/5/2010
199487	303 REG	LD1100857	Richland Trust Co, div Park NB	0.15	8/9/2012	0.15	\$ 68,412.31	\$ 68,412.31	\$ 68,412.31	8/9/2010
199488	303 REG	LD1100865	FIFTH THIRD BANK	0.15	8/9/2012	0.15	\$ 165,803.07	\$ 165,803.07	\$ 165,803.07	8/9/2010
199497	303 REG	LD1100881	FIRST FINANCIAL BANK, NA	0.15	8/9/2012	0.15	\$ 314,152.51	\$ 314,152.51	\$ 314,152.51	8/9/2010
199499	303 REG	LD1100899	STATE BANK & TRUST COMPANY	0.15	8/9/2012	0.15	\$ 130,859.94	\$ 130,859.94	\$ 130,859.94	8/9/2010
199500	303 REG	LD1100907	WESTERN RESERVE BANK	0.15	8/9/2012	0.15	\$ 182,442.04	\$ 182,442.04	\$ 182,442.04	8/9/2010
199501	303 REG	LD1100915	CITIZENS SAVINGS BANK, MARTINS F	0.15	8/9/2012	0.15	\$ 66,038.42	\$ 66,038.42	\$ 66,038.42	8/9/2010
199535	303 REG	LD1100923	STATE BANK & TRUST COMPANY	0.15	8/10/2012	0.15	\$ 40,854.72	\$ 40,854.72	\$ 40,854.72	8/10/2010
199590	303 REG	LD1100931	CITIZENS NATIONAL OF BLUFFTON	0.15	8/10/2012	0.15	\$ 34,043.36	\$ 34,043.36	\$ 34,043.36	8/11/2010
199591	303 REG	LD1100949	FIRST CITIZENS NATIONAL BANK	0.15	8/10/2012	0.15	\$ 50,831.23	\$ 50,831.23	\$ 50,831.23	8/11/2010
199645	303 REG	LD1100956	COMMUNITY BANK, CROOKSVILLE	0.15	8/13/2012	0.15	\$ 191,189.25	\$ 191,189.25	\$ 191,189.25	8/13/2010
199718	303 REG	LD1100964	U.S. BANK, N.A.	0.15	8/17/2012	0.15	\$ 120,986.89	\$ 120,986.89	\$ 120,986.89	8/17/2010
199762	303 REG	LD1100972	FIRST FEDERAL BANK OFTHE MIDWEST	0.15	8/17/2012	0.15	\$ 311,000.09	\$ 311,000.09	\$ 311,000.09	8/18/2010
199763	303 REG	LD1100980	CITIZENS NATIONAL BANK, SW OHIO	0.15	8/17/2012	0.15	\$ 122,637.02	\$ 122,637.02	\$ 122,637.02	8/18/2010
199807	303 REG	LD1100998	PNC BANK, NA	0.15	8/17/2012	0.15	\$ 99,060.79	\$ 99,060.79	\$ 99,060.79	8/19/2010
199809	303 REG	LD1101004	CORTLAND SAVINGS & BANKING CO	0.15	8/17/2012	0.15	\$ 183,051.49	\$ 183,051.49	\$ 183,051.49	8/19/2010
199833	303 REG	LD1101012	HUNTINGTON NATIONAL BANK, NA	0.15	8/20/2012	0.15	\$ 139,182.38	\$ 139,182.38	\$ 139,182.38	8/20/2010
199834	303 REG	LD1101020	FARMERS CITIZENS BANK, BUCYRUS	0.15	8/20/2012	0.15	\$ 166,731.67	\$ 166,731.67	\$ 166,731.67	8/20/2010
199901	303 REG	LD1101038	FIRST FINANCIAL BANK, NA	0.15	8/24/2012	0.15	\$ 10,886.68	\$ 10,886.68	\$ 10,886.68	8/24/2010
199902	303 REG	LD1101046	PARK NATIONAL BANK	0.15	8/24/2012	0.15	\$ 248,721.94	\$ 248,721.94	\$ 248,721.94	8/24/2010
200000	303 REG	LD1101053	HUNTINGTON NATIONAL BANK, NA	0.15	8/24/2012	0.15	\$ 176,136.96	\$ 176,136.96	\$ 176,136.96	8/26/2010
200001	303 REG	LD1101061	GENOA BANKING COMPANY	0.15	8/24/2012	0.15	\$ 102,225.53	\$ 102,225.53	\$ 102,225.53	8/26/2010
200002	303 REG	LD1101079	SIGNATURE BANK, N.A.	0.15	8/24/2012	0.15	\$ 385,545.80	\$ 385,545.80	\$ 385,545.80	8/26/2010
200003	303 REG	LD1101087	PARK NATIONAL BANK	0.15	8/24/2012	0.15	\$ 118,586.17	\$ 118,586.17	\$ 118,586.17	8/26/2010

PGM: INVS\_MONTHEND\_INVENTORY  
 SOURCE: VisualQED  
 MODEL: INVENTORY  
 BASIS: SETTLEMENT  
 AS-OF: 9/30/2011

**JOSH MANDEL  
 TREASURER, STATE OF OHIO**

INVESTMENT INVENTORY  
 SETTLED POSITIONS AS OF: 09/30/11

INVT#	FUND	CUSIP	DESCRIPTION	RATE	MATURITY	YIELD	PAR AMOUNT	BOOK VALUE	MARKET VALUE	1ST PUR
200004	303 REG	LD1101095	CORTLAND SAVINGS & BANKING CO	0.15	8/24/2012	0.15	\$ 291,897.63	\$ 291,897.63	\$ 291,897.63	8/26/2010
200005	303 REG	LD1101103	CORTLAND SAVINGS & BANKING CO	0.15	8/24/2012	0.15	\$ 366,617.07	\$ 366,617.07	\$ 366,617.07	8/26/2010
200006	303 REG	LD1101111	FIRST FEDERAL COMMUNITY BK DOVER	0.15	8/24/2012	0.15	\$ 99,508.63	\$ 99,508.63	\$ 99,508.63	8/26/2010
200007	303 REG	LD1101129	CITIZENS SAVINGS BANK, MARTINS F	0.15	8/24/2012	0.15	\$ 87,275.97	\$ 87,275.97	\$ 87,275.97	8/26/2010
200100	303 REG	LD1101137	PARK NATIONAL BANK	0.15	8/31/2012	0.15	\$ 121,944.30	\$ 121,944.30	\$ 121,944.30	8/31/2010
200102	303 REG	LD1101145	PARK NATIONAL BANK	0.15	8/31/2012	0.15	\$ 50,000.00	\$ 50,000.00	\$ 50,000.00	8/31/2010
200107	303 REG	LD1101152	SIGNATURE BANK, N.A.	0.15	8/31/2012	0.15	\$ 386,077.46	\$ 386,077.46	\$ 386,077.46	8/31/2010
200108	303 REG	LD1101160	OLD FORT BANKING COMPANY	0.15	8/31/2012	0.15	\$ 332,244.04	\$ 332,244.04	\$ 332,244.04	8/31/2010
200109	303 REG	LD1101178	National Bank of Oak Harbor DNU	0.15	8/31/2012	0.15	\$ 244,296.27	\$ 244,296.27	\$ 244,296.27	8/31/2010
200110	303 REG	LD1101186	LIBERTY NATIONAL BANK	0.15	8/31/2012	0.15	\$ 341,618.39	\$ 341,618.39	\$ 341,618.39	8/31/2010
200143	303 REG	LD1101194	FARMERS CITIZENS BANK, BUCYRUS	0.15	8/31/2012	0.15	\$ 349,856.16	\$ 349,856.16	\$ 349,856.16	9/1/2010
200144	303 REG	LD1101202	FIRST FINANCIAL BANK, NA	0.15	8/31/2012	0.15	\$ 370,618.74	\$ 370,618.74	\$ 370,618.74	9/1/2010
200198	303 REG	LD1101210	HUNTINGTON NATIONAL BANK, NA	0.15	8/31/2012	0.15	\$ 29,533.24	\$ 29,533.24	\$ 29,533.24	9/3/2010
200231	303 REG	LD1101228	SIGNATURE BANK, N.A.	0.15	9/7/2012	0.15	\$ 364,149.22	\$ 364,149.22	\$ 364,149.22	9/7/2010
200232	303 REG	LD1101236	SIGNATURE BANK, N.A.	0.15	9/7/2012	0.15	\$ 27,013.56	\$ 27,013.56	\$ 27,013.56	9/7/2010
200233	303 REG	LD1101244	PEOPLES SAVINGS BANK, NEW METAMO	0.15	9/7/2012	0.15	\$ 53,606.60	\$ 53,606.60	\$ 53,606.60	9/7/2010
200259	303 REG	LD1101251	AMERICAN SAVINGS BANK, FSB	0.15	9/7/2012	0.15	\$ 152,506.20	\$ 152,506.20	\$ 152,506.20	9/7/2010
200280	303 REG	LD1101277	FARMERS NATIONAL BANK, CANFIELD	0.15	9/7/2012	0.15	\$ 100,448.33	\$ 100,448.33	\$ 100,448.33	9/8/2010
200282	303 REG	LD1101285	FARMERS NATIONAL BANK, CANFIELD	0.15	9/7/2012	0.15	\$ 74,132.40	\$ 74,132.40	\$ 74,132.40	9/8/2010
200297	303 REG	LD1101293	AMERICAN SAVINGS BANK, FSB	0.15	9/7/2012	0.15	\$ 200,000.00	\$ 200,000.00	\$ 200,000.00	9/8/2010
200302	303 REG	LD1101301	FIRST FEDERAL BANK OF THE MIDWEST	0.15	9/7/2012	0.15	\$ 49,807.30	\$ 49,807.30	\$ 49,807.30	9/9/2010
200303	303 REG	LD1101319	FORT JENNINGS STATE BANK	0.15	9/7/2012	0.15	\$ 138,276.54	\$ 138,276.54	\$ 138,276.54	9/9/2010
200376	303 REG	LD1101335	HUNTINGTON NATIONAL BANK, NA	0.15	9/13/2012	0.15	\$ 115,900.23	\$ 115,900.23	\$ 115,900.23	9/13/2010
200380	303 REG	LD1101343	FORT JENNINGS STATE BANK	0.15	9/13/2012	0.15	\$ 104,358.08	\$ 104,358.08	\$ 104,358.08	9/13/2010
200428	303 REG	LD1101350	KINGSTON NATIONAL BANK	0.15	9/14/2012	0.15	\$ 354,097.38	\$ 354,097.38	\$ 354,097.38	9/14/2010
200430	303 REG	LD1101368	CROGHAN COLONIAL BANK	0.15	9/14/2012	0.15	\$ 150,000.00	\$ 150,000.00	\$ 150,000.00	9/15/2010
200431	303 REG	LD1101376	GENOA BANKING COMPANY	0.15	9/14/2012	0.15	\$ 176,924.74	\$ 176,924.74	\$ 176,924.74	9/15/2010
200463	303 REG	LD1101384	DELAWARE COUNTY BANK & TRUST CO*	0.15	9/14/2012	0.15	\$ 270,000.00	\$ 270,000.00	\$ 270,000.00	9/16/2010
200464	303 REG	LD1101392	FARMERS SAVINGS BANK, SPENCER	0.15	9/14/2012	0.15	\$ 261,017.24	\$ 261,017.24	\$ 261,017.24	9/16/2010
200475	303 REG	LD1101400	HUNTINGTON NATIONAL BANK, NA	0.15	9/14/2012	0.15	\$ 160,858.89	\$ 160,858.89	\$ 160,858.89	9/16/2010
200509	303 REG	LD1101418	HUNTINGTON NATIONAL BANK, NA	0.15	9/17/2012	0.15	\$ 67,563.99	\$ 67,563.99	\$ 67,563.99	9/17/2010
200510	303 REG	LD1101426	HUNTINGTON NATIONAL BANK, NA	0.15	9/17/2012	0.15	\$ 104,394.32	\$ 104,394.32	\$ 104,394.32	9/17/2010
200554	303 REG	LD1101434	FORT JENNINGS STATE BANK	0.15	9/17/2012	0.15	\$ 150,000.00	\$ 150,000.00	\$ 150,000.00	9/17/2010
200513	303 REG	LD1101442	HUNTINGTON NATIONAL BANK, NA	0.15	9/17/2012	0.15	\$ 400,000.00	\$ 400,000.00	\$ 400,000.00	9/17/2010
200514	303 REG	LD1101459	HENRY COUNTY BANK	0.15	9/17/2012	0.15	\$ 275,087.65	\$ 275,087.65	\$ 275,087.65	9/17/2010
200515	303 REG	LD1101467	HUNTINGTON NATIONAL BANK, NA	0.15	9/17/2012	0.15	\$ 225,414.99	\$ 225,414.99	\$ 225,414.99	9/17/2010
200566	303 REG	LD1101475	PARK NATIONAL BANK	0.15	9/20/2012	0.15	\$ 164,592.62	\$ 164,592.62	\$ 164,592.62	9/20/2010
200567	303 REG	LD1101483	FARMERS & MERCHANTS STATE BANK	0.15	9/20/2012	0.15	\$ 90,429.30	\$ 90,429.30	\$ 90,429.30	9/20/2010
200595	303 REG	LD1101491	HUNTINGTON NATIONAL BANK, NA	0.15	9/21/2012	0.15	\$ 133,204.33	\$ 133,204.33	\$ 133,204.33	9/21/2010
200598	303 REG	LD1101509	U.S. BANK, N.A.	0.15	9/21/2012	0.15	\$ 400,000.00	\$ 400,000.00	\$ 400,000.00	9/21/2010
200599	303 REG	LD1101517	U.S. BANK, N.A.	0.15	9/21/2012	0.15	\$ 212,188.37	\$ 212,188.37	\$ 212,188.37	9/21/2010
200653	303 REG	LD1101525	FIRST CITIZENS NATIONAL BANK	0.15	9/21/2012	0.15	\$ 56,497.13	\$ 56,497.13	\$ 56,497.13	9/22/2010
200690	303 REG	LD1101533	RIVERHILLS BANK	0.15	9/21/2012	0.15	\$ 276,725.50	\$ 276,725.50	\$ 276,725.50	9/23/2010
200744	303 REG	LD1101541	HUNTINGTON NATIONAL BANK, NA	0.15	9/24/2012	0.15	\$ 161,698.44	\$ 161,698.44	\$ 161,698.44	9/24/2010
200746	303 REG	LD1101558	Century NB, div Park NB	0.15	9/24/2012	0.15	\$ 225,098.37	\$ 225,098.37	\$ 225,098.37	9/24/2010
200747	303 REG	LD1101566	HENRY COUNTY BANK	0.15	9/24/2012	0.15	\$ 177,423.13	\$ 177,423.13	\$ 177,423.13	9/24/2010
200750	303 REG	LD1101574	CITIZENS NATIONAL OF BLUFFTON	0.15	9/24/2012	0.15	\$ 153,446.35	\$ 153,446.35	\$ 153,446.35	9/24/2010
200751	303 REG	LD1101582	CITIZENS NATIONAL OF BLUFFTON	0.15	9/24/2012	0.15	\$ 326,902.93	\$ 326,902.93	\$ 326,902.93	9/24/2010
200752	303 REG	LD1101590	WESTFIELD BANK, FSB	0.15	9/24/2012	0.15	\$ 360,363.90	\$ 360,363.90	\$ 360,363.90	9/24/2010
200783	303 REG	LD1101608	CROGHAN COLONIAL BANK	0.15	9/27/2012	0.15	\$ 49,891.47	\$ 49,891.47	\$ 49,891.47	9/27/2010
200784	303 REG	LD1101616	HUNTINGTON NATIONAL BANK, NA	0.15	9/27/2012	0.15	\$ 41,392.63	\$ 41,392.63	\$ 41,392.63	9/27/2010
200830	303 REG	LD1101624	PEOPLES BANK, N.A. MARIETTA	0.15	9/28/2012	0.15	\$ 26,713.12	\$ 26,713.12	\$ 26,713.12	9/28/2010
200855	303 REG	LD1101632	UNION BANK COMPANY, COLS GROVE	0.15	9/28/2012	0.15	\$ 399,107.87	\$ 399,107.87	\$ 399,107.87	9/29/2010
200856	303 REG	LD1101640	UNION BANK COMPANY, COLS GROVE	0.15	9/28/2012	0.15	\$ 400,000.00	\$ 400,000.00	\$ 400,000.00	9/29/2010
200857	303 REG	LD1101657	FORT JENNINGS STATE BANK	0.15	9/28/2012	0.15	\$ 275,000.00	\$ 275,000.00	\$ 275,000.00	9/29/2010
200865	303 REG	LD1101665	PNC BANK, NA	0.15	9/28/2012	0.15	\$ 321,288.09	\$ 321,288.09	\$ 321,288.09	9/29/2010
200952	303 REG	LD1101673	FARMERS NATIONAL BANK, CANFIELD	0.15	10/1/2012	0.15	\$ 342,475.17	\$ 342,475.17	\$ 342,475.17	10/1/2010
200954	303 REG	LD1101681	AMERICAN SAVINGS BANK, FSB	0.15	10/1/2012	0.15	\$ 164,231.22	\$ 164,231.22	\$ 164,231.22	10/1/2010

PGM: INVS\_MONTHEND\_INVENTORY  
 SOURCE: VisualQED  
 MODEL: INVENTORY  
 BASIS: SETTLEMENT  
 AS-OF: 9/30/2011

**JOSH MANDEL**  
**TREASURER, STATE OF OHIO**

INVESTMENT INVENTORY  
 SETTLED POSITIONS AS OF: 09/30/11

INVT#	FUND	CUSIP	DESCRIPTION	RATE	MATURITY	YIELD	PAR AMOUNT	BOOK VALUE	MARKET VALUE	1ST PUR
200955	303 REG	LD1101699	AMERICAN SAVINGS BANK, FSB	0.15	10/1/2012	0.15	\$ 44,080.80	\$ 44,080.80	\$ 44,080.80	10/1/2010
200969	303 REG	LD1101707	SIGNATURE BANK, N.A.	0.15	10/1/2012	0.15	\$ 314,878.84	\$ 314,878.84	\$ 314,878.84	10/1/2010
200970	303 REG	LD1101715	SIGNATURE BANK, N.A.	0.15	10/1/2012	0.15	\$ 391,158.37	\$ 391,158.37	\$ 391,158.37	10/1/2010
200979	303 REG	LD1101723	HUNTINGTON NATIONAL BANK, NA	0.15	10/1/2012	0.15	\$ 253,751.14	\$ 253,751.14	\$ 253,751.14	10/1/2010
200981	303 REG	LD1101731	WESTFIELD BANK, FSB	0.15	10/4/2012	0.15	\$ 103,334.20	\$ 103,334.20	\$ 103,334.20	10/4/2010
200985	303 REG	LD1101749	WESTFIELD BANK, FSB	0.15	10/4/2012	0.15	\$ 346,718.96	\$ 346,718.96	\$ 346,718.96	10/4/2010
201013	303 REG	LD1101756	LIBERTY NATIONAL BANK	0.15	10/5/2012	0.15	\$ 243,641.71	\$ 243,641.71	\$ 243,641.71	10/5/2010
201014	303 REG	LD1101764	CITIZENS NATIONAL OF BLUFFTON	0.15	10/5/2012	0.15	\$ 41,929.96	\$ 41,929.96	\$ 41,929.96	10/5/2010
201015	303 REG	LD1101772	CORTLAND SAVINGS & BANKING CO	0.15	10/5/2012	0.15	\$ 311,241.26	\$ 311,241.26	\$ 311,241.26	10/5/2010
201016	303 REG	LD1101780	WESBANCO BANK, INC	0.15	10/5/2012	0.15	\$ 363,683.78	\$ 363,683.78	\$ 363,683.78	10/5/2010
201055	303 REG	LD1101798	FIRST FINANCIAL BANK, NA	0.15	10/5/2012	0.15	\$ 48,571.82	\$ 48,571.82	\$ 48,571.82	10/6/2010
201056	303 REG	LD1101806	FIRST NATIONAL BANK, PANDORA	0.15	10/5/2012	0.15	\$ 34,985.18	\$ 34,985.18	\$ 34,985.18	10/6/2010
201057	303 REG	LD1101814	COMMERCIAL & SAVINGS BANK, MILLE	0.15	10/5/2012	0.15	\$ 147,065.07	\$ 147,065.07	\$ 147,065.07	10/6/2010
201090	303 REG	LD1101822	MINSTER BANK	0.15	10/5/2012	0.15	\$ 250,000.00	\$ 250,000.00	\$ 250,000.00	10/7/2010
201091	303 REG	LD1101830	FIRST FINANCIAL BANK, NA	0.15	10/5/2012	0.15	\$ 371,434.00	\$ 371,434.00	\$ 371,434.00	10/7/2010
201092	303 REG	LD1101848	FIRST FINANCIAL BANK, NA	0.15	10/5/2012	0.15	\$ 323,922.00	\$ 323,922.00	\$ 323,922.00	10/7/2010
201123	303 REG	LD1101855	CROGHAN COLONIAL BANK	0.15	10/5/2012	0.15	\$ 36,803.08	\$ 36,803.08	\$ 36,803.08	10/8/2010
201124	303 REG	LD1101863	WESTFIELD BANK, FSB	0.15	10/5/2012	0.15	\$ 400,000.00	\$ 400,000.00	\$ 400,000.00	10/8/2010
201155	303 REG	LD1101871	HUNTINGTON NATIONAL BANK, NA	0.15	10/12/2012	0.15	\$ 137,207.53	\$ 137,207.53	\$ 137,207.53	10/12/2010
201158	303 REG	LD1101889	HUNTINGTON NATIONAL BANK, NA	0.15	10/12/2012	0.15	\$ 385,650.98	\$ 385,650.98	\$ 385,650.98	10/12/2010
201160	303 REG	LD1101897	U.S. BANK, N.A.	0.15	10/12/2012	0.15	\$ 200,873.95	\$ 200,873.95	\$ 200,873.95	10/12/2010
201208	303 REG	LD1101905	CROGHAN COLONIAL BANK	0.15	10/12/2012	0.15	\$ 74,852.66	\$ 74,852.66	\$ 74,852.66	10/13/2010
201232	303 REG	LD1101913	HUNTINGTON NATIONAL BANK, NA	0.15	10/12/2012	0.15	\$ 225,920.29	\$ 225,920.29	\$ 225,920.29	10/14/2010
201233	303 REG	LD1101921	HUNTINGTON NATIONAL BANK, NA	0.15	10/12/2012	0.15	\$ 307,777.77	\$ 307,777.77	\$ 307,777.77	10/14/2010
201234	303 REG	LD1101939	HUNTINGTON NATIONAL BANK, NA	0.15	10/12/2012	0.15	\$ 181,117.26	\$ 181,117.26	\$ 181,117.26	10/14/2010
201236	303 REG	LD1101947	FARMERS NATIONAL BANK, CANFIELD	0.15	10/12/2012	0.15	\$ 384,150.47	\$ 384,150.47	\$ 384,150.47	10/14/2010
201247	303 REG	LD1101954	CITIZENS SAVINGS BANK, MARTINS F	0.15	10/12/2012	0.15	\$ 321,203.68	\$ 321,203.68	\$ 321,203.68	10/14/2010
201248	303 REG	LD1101962	COMMERCIAL & SAVINGS BANK, MILLE	0.15	10/12/2012	0.15	\$ 186,857.33	\$ 186,857.33	\$ 186,857.33	10/14/2010
201280	303 REG	LD1101970	LIBERTY NATIONAL BANK	0.15	10/15/2012	0.15	\$ 193,903.02	\$ 193,903.02	\$ 193,903.02	10/15/2010
201345	303 REG	LD1101327	FIRST FINANCIAL BANK, NA	0.15	10/18/2012	0.15	\$ 42,967.80	\$ 42,967.80	\$ 42,967.80	10/18/2010
201341	303 REG	LD1101988	OLD FORT BANKING COMPANY	0.15	10/18/2012	0.15	\$ 337,919.82	\$ 337,919.82	\$ 337,919.82	10/18/2010
201342	303 REG	LD1101996	OLD FORT BANKING COMPANY	0.15	10/18/2012	0.15	\$ 151,996.79	\$ 151,996.79	\$ 151,996.79	10/18/2010
201343	303 REG	LD1102002	CITIZENS NATIONAL OF BLUFFTON	0.15	10/18/2012	0.15	\$ 98,475.31	\$ 98,475.31	\$ 98,475.31	10/18/2010
201374	303 REG	LD1102028	MERCHANTS NATIONAL BANK	0.15	10/19/2012	0.15	\$ 180,965.27	\$ 180,965.27	\$ 180,965.27	10/19/2010
201377	303 REG	LD1102036	MERCHANTS NATIONAL BANK	0.15	10/19/2012	0.15	\$ 86,044.48	\$ 86,044.48	\$ 86,044.48	10/19/2010
201381	303 REG	LD1102044	WAYNE SAVINGS COMMUNITY BANK	0.15	10/19/2012	0.15	\$ 57,784.67	\$ 57,784.67	\$ 57,784.67	10/19/2010
201397	303 REG	LD1102051	FARMERS NATIONAL BANK, CANFIELD	0.15	10/19/2012	0.15	\$ 151,303.33	\$ 151,303.33	\$ 151,303.33	10/20/2010
201398	303 REG	LD1102069	SUTTON BANK	0.15	10/19/2012	0.15	\$ 275,812.56	\$ 275,812.56	\$ 275,812.56	10/20/2010
201399	303 REG	LD1102077	HEARTLAND BANK	0.15	10/19/2012	0.15	\$ 118,418.86	\$ 118,418.86	\$ 118,418.86	10/20/2010
201400	303 REG	LD1102085	WESTFIELD BANK, FSB	0.15	10/19/2012	0.15	\$ 364,520.85	\$ 364,520.85	\$ 364,520.85	10/20/2010
201441	303 REG	LD1102093	1ST NATIONAL COMMUNITY BANK	0.15	10/19/2012	0.15	\$ 32,495.74	\$ 32,495.74	\$ 32,495.74	10/21/2010
201442	303 REG	LD1102101	FIFTH THIRD BANK	0.15	10/19/2012	0.15	\$ 79,462.23	\$ 79,462.23	\$ 79,462.23	10/21/2010
201482	303 REG	LD1102127	STATE BANK & TRUST COMPANY	0.15	10/22/2012	0.15	\$ 400,000.00	\$ 400,000.00	\$ 400,000.00	10/22/2010
201489	303 REG	LD1102135	STATE BANK & TRUST COMPANY	0.15	10/22/2012	0.15	\$ 33,404.86	\$ 33,404.86	\$ 33,404.86	10/22/2010
201526	303 REG	LD1102143	LIBERTY NATIONAL BANK	0.15	10/26/2012	0.15	\$ 126,210.07	\$ 126,210.07	\$ 126,210.07	10/26/2010
201554	303 REG	LD1102150	U.S. BANK, N.A.	0.15	10/26/2012	0.15	\$ 73,222.45	\$ 73,222.45	\$ 73,222.45	10/27/2010
201555	303 REG	LD1102168	OLD FORT BANKING COMPANY	0.15	10/26/2012	0.15	\$ 90,426.06	\$ 90,426.06	\$ 90,426.06	10/27/2010
201556	303 REG	LD1102176	FARMERS & MERCHANTS STATE BANK	0.15	10/26/2012	0.15	\$ 295,946.38	\$ 295,946.38	\$ 295,946.38	10/27/2010
201557	303 REG	LD1102184	LAKE NATIONAL BANK	0.15	10/26/2012	0.15	\$ 366,277.22	\$ 366,277.22	\$ 366,277.22	10/27/2010
201558	303 REG	LD1102192	CROGHAN COLONIAL BANK	0.15	10/26/2012	0.15	\$ 150,000.00	\$ 150,000.00	\$ 150,000.00	10/27/2010
201688	303 REG	LD1102200	FARMERS & MERCHANTS STATE BANK	0.15	11/2/2012	0.15	\$ 136,326.35	\$ 136,326.35	\$ 136,326.35	11/2/2010
201716	303 REG	LD1102218	AMERICAN SAVINGS BANK, FSB	0.15	11/2/2012	0.15	\$ 86,416.22	\$ 86,416.22	\$ 86,416.22	11/3/2010
201717	303 REG	LD1102226	AMERICAN SAVINGS BANK, FSB	0.15	11/2/2012	0.15	\$ 24,504.67	\$ 24,504.67	\$ 24,504.67	11/3/2010
201718	303 REG	LD1102234	HUNTINGTON NATIONAL BANK, NA	0.15	11/2/2012	0.15	\$ 259,437.65	\$ 259,437.65	\$ 259,437.65	11/3/2010
201719	303 REG	LD1102242	HUNTINGTON NATIONAL BANK, NA	0.15	11/2/2012	0.15	\$ 84,638.38	\$ 84,638.38	\$ 84,638.38	11/3/2010
201720	303 REG	LD1102259	FARMERS NATIONAL BANK, CANFIELD	0.15	11/2/2012	0.15	\$ 385,539.10	\$ 385,539.10	\$ 385,539.10	11/3/2010
201754	303 REG	LD1102564	LIBERTY NATIONAL BANK	0.15	11/2/2012	0.15	\$ 347,183.91	\$ 347,183.91	\$ 347,183.91	11/4/2010
201782	303 REG	LD1102572	STATE BANK & TRUST COMPANY	0.15	11/5/2012	0.15	\$ 128,876.07	\$ 128,876.07	\$ 128,876.07	11/5/2010

PGM: INVS\_MONTHEND\_INVENTORY  
 SOURCE: VisualQED  
 MODEL: INVENTORY  
 BASIS: SETTLEMENT  
 AS-OF: 9/30/2011

**JOSH MANDEL**  
**TREASURER, STATE OF OHIO**

INVESTMENT INVENTORY  
 SETTLED POSITIONS AS OF: 09/30/11

INVT#	FUND	CUSIP	DESCRIPTION	RATE	MATURITY	YIELD	PAR AMOUNT	BOOK VALUE	MARKET VALUE	1ST PUR
201783	303 REG	LD1102580	FIRST NATIONAL BANK, PANDORA	0.15	11/5/2012	0.15	\$ 50,000.00	\$ 50,000.00	\$ 50,000.00	11/5/2010
201784	303 REG	LD1102598	HUNTINGTON NATIONAL BANK, NA	0.15	11/5/2012	0.15	\$ 182,591.74	\$ 182,591.74	\$ 182,591.74	11/5/2010
201785	303 REG	LD1102606	HUNTINGTON NATIONAL BANK, NA	0.15	11/5/2012	0.15	\$ 367,210.64	\$ 367,210.64	\$ 367,210.64	11/5/2010
201786	303 REG	LD1102614	1ST NATIONAL COMMUNITY BANK	0.15	11/5/2012	0.15	\$ 44,245.46	\$ 44,245.46	\$ 44,245.46	11/5/2010
201852	303 REG	LD1102267	FIRST STATE BANK OF ADAMS COUNTY	0.15	11/9/2012	0.15	\$ 335,800.51	\$ 335,800.51	\$ 335,800.51	11/9/2010
201853	303 REG	LD1102275	FIRST FINANCIAL BANK, NA	0.15	11/9/2012	0.15	\$ 70,416.28	\$ 70,416.28	\$ 70,416.28	11/9/2010
201854	303 REG	LD1102283	U.S. BANK, N.A.	0.15	11/9/2012	0.15	\$ 83,738.75	\$ 83,738.75	\$ 83,738.75	11/9/2010
201881	303 REG	LD1102291	FARMERS NATIONAL BANK, CANFIELD	0.15	11/9/2012	0.15	\$ 130,476.74	\$ 130,476.74	\$ 130,476.74	11/10/2010
201882	303 REG	LD1102309	FARMERS NATIONAL BANK, CANFIELD	0.15	11/9/2012	0.15	\$ 195,118.33	\$ 195,118.33	\$ 195,118.33	11/10/2010
201884	303 REG	LD1102325	GENOA BANKING COMPANY	0.15	11/9/2012	0.15	\$ 367,351.80	\$ 367,351.80	\$ 367,351.80	11/10/2010
201885	303 REG	LD1102333	HEARTLAND BANK	0.15	11/9/2012	0.15	\$ 400,000.00	\$ 400,000.00	\$ 400,000.00	11/10/2010
201949	303 REG	LD1102341	GREENVILLE NATIONAL BANK	0.15	11/15/2012	0.15	\$ 94,642.41	\$ 94,642.41	\$ 94,642.41	11/15/2010
201950	303 REG	LD1102358	VINTON COUNTY NATIONAL BANK	0.15	11/15/2012	0.15	\$ 159,110.98	\$ 159,110.98	\$ 159,110.98	11/15/2010
201951	303 REG	LD1102366	CITIZENS SAVINGS BANK, MARTINS F	0.15	11/15/2012	0.15	\$ 163,552.61	\$ 163,552.61	\$ 163,552.61	11/15/2010
201980	303 REG	LD1102382	FARMERS CITIZENS BANK, BUCYRUS	0.15	11/16/2012	0.15	\$ 400,000.00	\$ 400,000.00	\$ 400,000.00	11/16/2010
201981	303 REG	LD1102390	FARMERS CITIZENS BANK, BUCYRUS	0.15	11/16/2012	0.15	\$ 123,415.40	\$ 123,415.40	\$ 123,415.40	11/16/2010
202013	303 REG	LD1102408	HUNTINGTON NATIONAL BANK, NA	0.15	11/16/2012	0.15	\$ 325,000.00	\$ 325,000.00	\$ 325,000.00	11/17/2010
202014	303 REG	LD1102416	FORT JENNINGS STATE BANK	0.15	11/16/2012	0.15	\$ 147,323.59	\$ 147,323.59	\$ 147,323.59	11/17/2010
202052	303 REG	LD1102424	WESTFIELD BANK, FSB	0.15	11/16/2012	0.15	\$ 400,000.00	\$ 400,000.00	\$ 400,000.00	11/18/2010
202086	303 REG	LD1102432	OTTOVILLE BANK COMPANY	0.15	11/16/2012	0.15	\$ 319,091.45	\$ 319,091.45	\$ 319,091.45	11/18/2010
202098	303 REG	LD1102440	FIRST FEDERAL BANK OF THE MIDWEST	0.15	11/19/2012	0.15	\$ 121,425.43	\$ 121,425.43	\$ 121,425.43	11/19/2010
202099	303 REG	LD1102457	HUNTINGTON NATIONAL BANK, NA	0.15	11/19/2012	0.15	\$ 114,117.86	\$ 114,117.86	\$ 114,117.86	11/19/2010
202100	303 REG	LD1102465	Century NB, div Park NB	0.15	11/19/2012	0.15	\$ 329,527.13	\$ 329,527.13	\$ 329,527.13	11/19/2010
202101	303 REG	LD1102473	Second NB, div Park NB	0.15	11/19/2012	0.15	\$ 293,487.29	\$ 293,487.29	\$ 293,487.29	11/19/2010
202159	303 REG	LD1102481	FARMERS NATIONAL BANK, CANFIELD	0.15	11/21/2012	0.15	\$ 164,141.91	\$ 164,141.91	\$ 164,141.91	11/22/2010
202160	303 REG	LD1102499	National Bank of Oak Harbor DNU	0.15	11/21/2012	0.15	\$ 114,098.20	\$ 114,098.20	\$ 114,098.20	11/22/2010
202212	303 REG	LD1102507	WESTFIELD BANK, FSB	0.15	11/21/2012	0.15	\$ 226,202.35	\$ 226,202.35	\$ 226,202.35	11/23/2010
202213	303 REG	LD1102515	AMERICAN SAVINGS BANK, FSB	0.15	11/21/2012	0.15	\$ 45,629.10	\$ 45,629.10	\$ 45,629.10	11/23/2010
202248	303 REG	LD1102523	LIBERTY NATIONAL BANK	0.15	11/21/2012	0.15	\$ 378,398.24	\$ 378,398.24	\$ 378,398.24	11/24/2010
202249	303 REG	LD1102531	National Bank of Oak Harbor DNU	0.15	11/21/2012	0.15	\$ 196,963.34	\$ 196,963.34	\$ 196,963.34	11/24/2010
202356	303 REG	LD1102549	WESTFIELD BANK, FSB	0.15	11/30/2012	0.15	\$ 242,877.99	\$ 242,877.99	\$ 242,877.99	11/30/2010
202392	303 REG	LD1102556	HUNTINGTON NATIONAL BANK, NA	0.15	11/30/2012	0.15	\$ 287,969.46	\$ 287,969.46	\$ 287,969.46	12/1/2010
202393	303 REG	LD1102622	SIGNATURE BANK, N.A.	0.15	11/30/2012	0.15	\$ 130,955.26	\$ 130,955.26	\$ 130,955.26	12/1/2010
202394	303 REG	LD1102630	HUNTINGTON NATIONAL BANK, NA	0.15	11/30/2012	0.15	\$ 190,966.21	\$ 190,966.21	\$ 190,966.21	12/1/2010
202395	303 REG	LD1102648	COMMUNITY BANK, CROOKSVILLE	0.15	11/30/2012	0.15	\$ 400,000.00	\$ 400,000.00	\$ 400,000.00	12/1/2010
202427	303 REG	LD1102655	GENOA BANKING COMPANY	0.15	11/30/2012	0.15	\$ 400,000.00	\$ 400,000.00	\$ 400,000.00	12/2/2010
202435	303 REG	LD1102663	FARMERS & MERCHANTS STATE BANK	0.15	11/30/2012	0.15	\$ 116,449.67	\$ 116,449.67	\$ 116,449.67	12/2/2010
202461	303 REG	LD1102671	HUNTINGTON NATIONAL BANK, NA	0.15	12/3/2012	0.15	\$ 339,909.96	\$ 339,909.96	\$ 339,909.96	12/3/2010
202474	303 REG	LD1102689	HUNTINGTON NATIONAL BANK, NA	0.15	12/3/2012	0.15	\$ 80,363.95	\$ 80,363.95	\$ 80,363.95	12/3/2010
202477	303 REG	LD1102697	FIRST CITIZENS NATIONAL BANK	0.15	12/3/2012	0.15	\$ 34,003.82	\$ 34,003.82	\$ 34,003.82	12/3/2010
202495	303 REG	LD1102713	HUNTINGTON NATIONAL BANK, NA	0.15	12/6/2012	0.15	\$ 136,448.39	\$ 136,448.39	\$ 136,448.39	12/6/2010
202496	303 REG	LD1102721	HUNTINGTON NATIONAL BANK, NA	0.15	12/6/2012	0.15	\$ 320,443.37	\$ 320,443.37	\$ 320,443.37	12/6/2010
202497	303 REG	LD1102739	HUNTINGTON NATIONAL BANK, NA	0.15	12/6/2012	0.15	\$ 70,660.09	\$ 70,660.09	\$ 70,660.09	12/6/2010
202525	303 REG	LD1102747	CITIZENS NATIONAL OF BLUFFTON	0.15	12/7/2012	0.15	\$ 94,469.81	\$ 94,469.81	\$ 94,469.81	12/7/2010
202526	303 REG	LD1102754	HUNTINGTON NATIONAL BANK, NA	0.15	12/7/2012	0.15	\$ 59,729.65	\$ 59,729.65	\$ 59,729.65	12/7/2010
202527	303 REG	LD1102762	HUNTINGTON NATIONAL BANK, NA	0.15	12/7/2012	0.15	\$ 261,774.08	\$ 261,774.08	\$ 261,774.08	12/7/2010
202528	303 REG	LD1102770	U.S. BANK, N.A.	0.15	12/7/2012	0.15	\$ 400,000.00	\$ 400,000.00	\$ 400,000.00	12/7/2010
202529	303 REG	LD1102788	U.S. BANK, N.A.	0.15	12/7/2012	0.15	\$ 119,376.50	\$ 119,376.50	\$ 119,376.50	12/7/2010
202574	303 REG	LD1102796	COMMUNITY BANK, CROOKSVILLE	0.15	12/7/2012	0.15	\$ 200,000.00	\$ 200,000.00	\$ 200,000.00	12/8/2010
202575	303 REG	LD1102804	SIGNATURE BANK, N.A.	0.15	12/7/2012	0.15	\$ 398,910.65	\$ 398,910.65	\$ 398,910.65	12/8/2010
202576	303 REG	LD1102812	SIGNATURE BANK, N.A.	0.15	12/7/2012	0.15	\$ 393,134.43	\$ 393,134.43	\$ 393,134.43	12/8/2010
202579	303 REG	LD1102820	PARK NATIONAL BANK	0.15	12/7/2012	0.15	\$ 330,688.08	\$ 330,688.08	\$ 330,688.08	12/8/2010
202580	303 REG	LD1102838	PARK NATIONAL BANK	0.15	12/7/2012	0.15	\$ 186,122.33	\$ 186,122.33	\$ 186,122.33	12/8/2010
202614	303 REG	LD1102846	STATE BANK & TRUST COMPANY	0.15	12/7/2012	0.15	\$ 200,000.00	\$ 200,000.00	\$ 200,000.00	12/9/2010
202637	303 REG	LD1102853	WESTFIELD BANK, FSB	0.15	12/10/2012	0.15	\$ 393,280.43	\$ 393,280.43	\$ 393,280.43	12/10/2010
202645	303 REG	LD1102861	HUNTINGTON NATIONAL BANK, NA	0.15	12/10/2012	0.15	\$ 322,977.40	\$ 322,977.40	\$ 322,977.40	12/10/2010
202646	303 REG	LD1102879	CONSUMERS NATIONAL BANK	0.15	12/10/2012	0.15	\$ 41,876.31	\$ 41,876.31	\$ 41,876.31	12/10/2010
202647	303 REG	LD1102887	CONSUMERS NATIONAL BANK	0.15	12/10/2012	0.15	\$ 171,703.55	\$ 171,703.55	\$ 171,703.55	12/10/2010

PGM: INVS\_MONTHEND\_INVENTORY  
 SOURCE: VisualQED  
 MODEL: INVENTORY  
 BASIS: SETTLEMENT  
 AS-OF: 9/30/2011

**JOSH MANDEL**  
**TREASURER, STATE OF OHIO**

INVESTMENT INVENTORY  
 SETTLED POSITIONS AS OF: 09/30/11

INVT#	FUND	CUSIP	DESCRIPTION	RATE	MATURITY	YIELD	PAR AMOUNT	BOOK VALUE	MARKET VALUE	1ST PUR
202661	303 REG	LD1102895	HOME SAVINGS BANK, KENT	0.15	12/13/2012	0.15	\$ 358,959.33	\$ 358,959.33	\$ 358,959.33	12/13/2010
202662	303 REG	LD1102903	OLD FORT BANKING COMPANY	0.15	12/13/2012	0.15	\$ 282,184.95	\$ 282,184.95	\$ 282,184.95	12/13/2010
202663	303 REG	LD1102911	FORT JENNINGS STATE BANK	0.15	12/13/2012	0.15	\$ 195,243.81	\$ 195,243.81	\$ 195,243.81	12/13/2010
202664	303 REG	LD1102929	FIRST FINANCIAL BANK, NA	0.15	12/13/2012	0.15	\$ 282,298.64	\$ 282,298.64	\$ 282,298.64	12/13/2010
202688	303 REG	LD1102945	FARMERS & MERCHANTS STATE BANK	0.15	12/14/2012	0.15	\$ 147,267.51	\$ 147,267.51	\$ 147,267.51	12/14/2010
202689	303 REG	LD1102952	CORTLAND SAVINGS & BANKING CO	0.15	12/14/2012	0.15	\$ 212,299.28	\$ 212,299.28	\$ 212,299.28	12/14/2010
202710	303 REG	LD1102960	FIRST CITIZENS NATIONAL BANK	0.15	12/14/2012	0.15	\$ 97,257.76	\$ 97,257.76	\$ 97,257.76	12/15/2010
202740	303 REG	LD1102978	FIRST CITIZENS NATIONAL BANK	0.15	12/14/2012	0.15	\$ 54,936.47	\$ 54,936.47	\$ 54,936.47	12/15/2010
202773	303 REG	LD1102986	HUNTINGTON NATIONAL BANK, NA	0.15	12/17/2012	0.15	\$ 65,051.49	\$ 65,051.49	\$ 65,051.49	12/17/2010
202774	303 REG	LD1102994	FIRST FEDERAL BANK OFTHE MIDWEST	0.15	12/17/2012	0.15	\$ 36,800.99	\$ 36,800.99	\$ 36,800.99	12/17/2010
202775	303 REG	LD1103000	FIRST CITIZENS NATIONAL BANK	0.15	12/17/2012	0.15	\$ 150,000.00	\$ 150,000.00	\$ 150,000.00	12/17/2010
202807	303 REG	LD1103018	FIRST FINANCIAL BANK, NA	0.15	12/20/2012	0.15	\$ 388,505.75	\$ 388,505.75	\$ 388,505.75	12/20/2010
202808	303 REG	LD1103026	FIRST FINANCIAL BANK, NA	0.15	12/20/2012	0.15	\$ 70,512.85	\$ 70,512.85	\$ 70,512.85	12/20/2010
202838	303 REG	LD1103034	MIDDLEFIELD BANKING CO	0.15	12/21/2012	0.15	\$ 302,821.29	\$ 302,821.29	\$ 302,821.29	12/21/2010
202896	303 REG	LD1103059	FIRST NATIONAL BANK OF WELLSTON	0.15	12/21/2012	0.15	\$ 165,070.29	\$ 165,070.29	\$ 165,070.29	12/23/2010
202894	303 REG	LD1103067	NORTH VALLEY BANK	0.15	12/21/2012	0.15	\$ 156,447.40	\$ 156,447.40	\$ 156,447.40	12/23/2010
202895	303 REG	LD1103075	WAYNE SAVINGS COMMUNITY BANK	0.15	12/21/2012	0.15	\$ 353,083.33	\$ 353,083.33	\$ 353,083.33	12/23/2010
202942	303 REG	LD1103083	FIFTH THIRD BANK	0.15	12/27/2012	0.15	\$ 378,963.33	\$ 378,963.33	\$ 378,963.33	12/27/2010
202943	303 REG	LD1103091	CF BANK *	0.15	12/27/2012	0.15	\$ 17,427.24	\$ 17,427.24	\$ 17,427.24	12/27/2010
202944	303 REG	LD1103109	CROGHAN COLONIAL BANK	0.15	12/27/2012	0.15	\$ 41,182.19	\$ 41,182.19	\$ 41,182.19	12/27/2010
202945	303 REG	LD1103117	CITIZENS NATIONAL OF BLUFFTON	0.15	12/27/2012	0.15	\$ 19,462.15	\$ 19,462.15	\$ 19,462.15	12/27/2010
202946	303 REG	LD1103125	FIRST CITIZENS NATIONAL BANK	0.15	12/27/2012	0.15	\$ 185,851.55	\$ 185,851.55	\$ 185,851.55	12/27/2010
202956	303 REG	LD1103133	CITIZENS NATIONAL BANK, SW OHIO	0.15	12/28/2012	0.15	\$ 27,472.74	\$ 27,472.74	\$ 27,472.74	12/28/2010
202992	303 REG	LD1103141	CROGHAN COLONIAL BANK	0.15	12/28/2012	0.15	\$ 64,125.46	\$ 64,125.46	\$ 64,125.46	12/30/2010
202993	303 REG	LD1103158	FARMERS & MERCHANTS STATE BANK	0.15	12/28/2012	0.15	\$ 37,626.76	\$ 37,626.76	\$ 37,626.76	12/30/2010
203002	303 REG	LD1103166	COMMERCIAL & SAVINGS BANK, MILLE	0.15	1/3/2013	0.15	\$ 295,403.85	\$ 295,403.85	\$ 295,403.85	1/3/2011
203003	303 REG	LD1103174	COMMERCIAL & SAVINGS BANK, MILLE	0.15	1/3/2013	0.15	\$ 133,135.29	\$ 133,135.29	\$ 133,135.29	1/3/2011
203004	303 REG	LD1103182	PORTAGE COMMUNITY BANK	0.15	1/3/2013	0.15	\$ 239,700.00	\$ 239,700.00	\$ 239,700.00	1/3/2011
203005	303 REG	LD1103190	CITIZENS SAVINGS BANK, MARTINS F	0.15	1/3/2013	0.15	\$ 25,761.31	\$ 25,761.31	\$ 25,761.31	1/3/2011
203006	303 REG	LD1103208	HUNTINGTON NATIONAL BANK, NA	0.15	1/3/2013	0.15	\$ 395,406.56	\$ 395,406.56	\$ 395,406.56	1/3/2011
203007	303 REG	LD1103216	COMMERCIAL SAVINGS BANK, UPPER S	0.15	1/3/2013	0.15	\$ 315,867.67	\$ 315,867.67	\$ 315,867.67	1/3/2011
203008	303 REG	LD1103224	FIRST CITIZENS NATIONAL BANK	0.15	1/3/2013	0.15	\$ 42,673.95	\$ 42,673.95	\$ 42,673.95	1/3/2011
203009	303 REG	LD1103232	FIRST CITIZENS NATIONAL BANK	0.15	1/3/2013	0.15	\$ 104,299.56	\$ 104,299.56	\$ 104,299.56	1/3/2011
203010	303 REG	LD1103240	WESTFIELD BANK, FSB	0.15	1/3/2013	0.15	\$ 110,000.00	\$ 110,000.00	\$ 110,000.00	1/3/2011
203011	303 REG	LD1103257	HEARTLAND BANK	0.15	1/3/2013	0.15	\$ 400,000.00	\$ 400,000.00	\$ 400,000.00	1/3/2011
203037	303 REG	LD1103265	HUNTINGTON NATIONAL BANK, NA	0.15	1/4/2013	0.15	\$ 154,705.19	\$ 154,705.19	\$ 154,705.19	1/4/2011
203038	303 REG	LD1103273	CONSUMERS NATIONAL BANK	0.15	1/4/2013	0.15	\$ 9,248.75	\$ 9,248.75	\$ 9,248.75	1/4/2011
203057	303 REG	LD1103299	FORT JENNINGS STATE BANK	0.15	1/4/2013	0.15	\$ 9,000.00	\$ 9,000.00	\$ 9,000.00	1/5/2011
203096	303 REG	LD1103307	HUNTINGTON NATIONAL BANK, NA	0.15	1/4/2013	0.15	\$ 278,793.11	\$ 278,793.11	\$ 278,793.11	1/6/2011
203097	303 REG	LD1103315	HUNTINGTON NATIONAL BANK, NA	0.15	1/4/2013	0.15	\$ 38,640.88	\$ 38,640.88	\$ 38,640.88	1/6/2011
203099	303 REG	LD1103331	FIRST CITIZENS NATIONAL BANK	0.15	1/4/2013	0.15	\$ 260,424.68	\$ 260,424.68	\$ 260,424.68	1/6/2011
203100	303 REG	LD1103349	CITIZENS NATIONAL OF BLUFFTON	0.15	1/4/2013	0.15	\$ 81,571.99	\$ 81,571.99	\$ 81,571.99	1/6/2011
203120	303 REG	LD1103356	FIRST FEDERAL BANK OFTHE MIDWEST	0.15	1/7/2013	0.15	\$ 112,528.95	\$ 112,528.95	\$ 112,528.95	1/7/2011
203118	303 REG	LD1103364	FIRST FEDERAL BANK OFTHE MIDWEST	0.15	1/7/2013	0.15	\$ 264,124.64	\$ 264,124.64	\$ 264,124.64	1/7/2011
203122	303 REG	LD1103372	CITIZENS SAVINGS BANK, MARTINS F	0.15	1/7/2013	0.15	\$ 166,470.81	\$ 166,470.81	\$ 166,470.81	1/7/2011
203123	303 REG	LD1103380	CROGHAN COLONIAL BANK	0.15	1/7/2013	0.15	\$ 89,528.51	\$ 89,528.51	\$ 89,528.51	1/7/2011
203139	303 REG	LD1103398	WESTFIELD BANK, FSB	0.15	1/10/2013	0.15	\$ 216,022.36	\$ 216,022.36	\$ 216,022.36	1/10/2011
203156	303 REG	LD1103406	FIRST CITIZENS NATIONAL BANK	0.15	1/11/2013	0.15	\$ 395,261.88	\$ 395,261.88	\$ 395,261.88	1/11/2011
203157	303 REG	LD1103414	FIRST FEDERAL BANK OFTHE MIDWEST	0.15	1/11/2013	0.15	\$ 150,000.00	\$ 150,000.00	\$ 150,000.00	1/11/2011
203173	303 REG	LD1103422	CORTLAND SAVINGS & BANKING CO	0.15	1/11/2013	0.15	\$ 374,597.66	\$ 374,597.66	\$ 374,597.66	1/12/2011
203174	303 REG	LD1103430	FIRST CITIZENS NATIONAL BANK	0.15	1/11/2013	0.15	\$ 79,864.72	\$ 79,864.72	\$ 79,864.72	1/12/2011
203186	303 REG	LD1103448	STATE BANK & TRUST COMPANY	0.15	1/11/2013	0.15	\$ 400,000.00	\$ 400,000.00	\$ 400,000.00	1/12/2011
203187	303 REG	LD1103455	HEARTLAND BANK	0.15	1/11/2013	0.15	\$ 11,919.25	\$ 11,919.25	\$ 11,919.25	1/13/2011
203207	303 REG	LD1103463	HOME SAVINGS BANK, KENT	0.15	1/14/2013	0.15	\$ 72,740.75	\$ 72,740.75	\$ 72,740.75	1/14/2011
206710	303 REG	LD1200152	CITIZENS NATIONAL OF BLUFFTON	0.15	1/15/2013	0.15	\$ 31,285.01	\$ 31,285.01	\$ 31,285.01	7/15/2011
203227	303 REG	LD1103471	FORT JENNINGS STATE BANK	0.15	1/18/2013	0.15	\$ 197,156.70	\$ 197,156.70	\$ 197,156.70	1/18/2011
203228	303 REG	LD1103489	OLD FORT BANKING COMPANY	0.15	1/18/2013	0.15	\$ 139,828.26	\$ 139,828.26	\$ 139,828.26	1/18/2011
203245	303 REG	LD1103497	AMERICAN SAVINGS BANK, FSB	0.15	1/18/2013	0.15	\$ 80,291.06	\$ 80,291.06	\$ 80,291.06	1/18/2011

PGM: INVS\_MONTHEND\_INVENTORY  
 SOURCE: VisualQED  
 MODEL: INVENTORY  
 BASIS: SETTLEMENT  
 AS-OF: 9/30/2011

**JOSH MANDEL  
 TREASURER, STATE OF OHIO**

INVESTMENT INVENTORY  
 SETTLED POSITIONS AS OF: 09/30/11

INVS#	FUND	CUSIP	DESCRIPTION	RATE	MATURITY	YIELD	PAR AMOUNT	BOOK VALUE	MARKET VALUE	1ST PUR
203246	303 REG	LD1103505	AMERICAN SAVINGS BANK, FSB	0.15	1/18/2013	0.15	\$ 199,345.00	\$ 199,345.00	\$ 199,345.00	1/18/2011
203253	303 REG	LD1103513	PARK NATIONAL BANK	0.15	1/18/2013	0.15	\$ 229,500.00	\$ 229,500.00	\$ 229,500.00	1/19/2011
203273	303 REG	LD1103521	HUNTINGTON NATIONAL BANK, NA	0.15	1/18/2013	0.15	\$ 26,973.87	\$ 26,973.87	\$ 26,973.87	1/20/2011
203274	303 REG	LD1103539	RIVERHILLS BANK	0.15	1/18/2013	0.15	\$ 103,160.60	\$ 103,160.60	\$ 103,160.60	1/20/2011
203290	303 REG	LD1103547	WESTFIELD BANK, FSB	0.15	1/18/2013	0.15	\$ 82,129.39	\$ 82,129.39	\$ 82,129.39	1/21/2011
203292	303 REG	LD1103562	AMERICAN SAVINGS BANK, FSB	0.15	1/18/2013	0.15	\$ 98,813.49	\$ 98,813.49	\$ 98,813.49	1/21/2011
203293	303 REG	LD1103570	AMERICAN SAVINGS BANK, FSB	0.15	1/18/2013	0.15	\$ 395,246.87	\$ 395,246.87	\$ 395,246.87	1/21/2011
203294	303 REG	LD1103588	AMERICAN SAVINGS BANK, FSB	0.15	1/18/2013	0.15	\$ 84,910.11	\$ 84,910.11	\$ 84,910.11	1/21/2011
203297	303 REG	LD1103596	AMERICAN SAVINGS BANK, FSB	0.15	1/18/2013	0.15	\$ 66,575.58	\$ 66,575.58	\$ 66,575.58	1/21/2011
203300	303 REG	LD1103604	AMERICAN SAVINGS BANK, FSB	0.15	1/18/2013	0.15	\$ 88,306.03	\$ 88,306.03	\$ 88,306.03	1/21/2011
203315	303 REG	LD1103612	FARMERS NATIONAL BANK, CANFIELD	0.15	1/24/2013	0.15	\$ 41,904.97	\$ 41,904.97	\$ 41,904.97	1/24/2011
203316	303 REG	LD1103620	CROGHAN COLONIAL BANK	0.15	1/24/2013	0.15	\$ 277,222.68	\$ 277,222.68	\$ 277,222.68	1/24/2011
203339	303 REG	LD1103638	HUNTINGTON NATIONAL BANK, NA	0.15	1/25/2013	0.15	\$ 367,149.30	\$ 367,149.30	\$ 367,149.30	1/25/2011
203340	303 REG	LD1103646	HUNTINGTON NATIONAL BANK, NA	0.15	1/25/2013	0.15	\$ 400,000.00	\$ 400,000.00	\$ 400,000.00	1/25/2011
203341	303 REG	LD1103653	CORTLAND SAVINGS & BANKING CO	0.15	1/25/2013	0.15	\$ 386,047.40	\$ 386,047.40	\$ 386,047.40	1/25/2011
203342	303 REG	LD1103661	CORTLAND SAVINGS & BANKING CO	0.15	1/25/2013	0.15	\$ 287,538.02	\$ 287,538.02	\$ 287,538.02	1/25/2011
203362	303 REG	LD1103679	FARMERS NATIONAL BANK, CANFIELD	0.15	1/25/2013	0.15	\$ 374,852.56	\$ 374,852.56	\$ 374,852.56	1/26/2011
203398	303 REG	LD1103687	FIRST CITIZENS NATIONAL BANK	0.15	1/25/2013	0.15	\$ 109,234.57	\$ 109,234.57	\$ 109,234.57	1/27/2011
203399	303 REG	LD1103695	FIRST FEDERAL BANK OF THE MIDWEST	0.15	1/25/2013	0.15	\$ 97,657.32	\$ 97,657.32	\$ 97,657.32	1/27/2011
203400	303 REG	LD1103703	CROGHAN COLONIAL BANK	0.15	1/25/2013	0.15	\$ 207,754.51	\$ 207,754.51	\$ 207,754.51	1/27/2011
203401	303 REG	LD1103711	FARMERS & MERCHANTS STATE BANK	0.15	1/25/2013	0.15	\$ 61,953.25	\$ 61,953.25	\$ 61,953.25	1/27/2011
203419	303 REG	LD1103729	FIRST MERCHANTS BANK N.A.	0.15	1/28/2013	0.15	\$ 275,156.93	\$ 275,156.93	\$ 275,156.93	1/28/2011
203465	303 REG	LD1103737	U.S. BANK, N.A.	0.15	2/1/2013	0.15	\$ 281,885.85	\$ 281,885.85	\$ 281,885.85	2/1/2011
203466	303 REG	LD1103745	U.S. BANK, N.A.	0.15	2/1/2013	0.15	\$ 23,859.86	\$ 23,859.86	\$ 23,859.86	2/1/2011
203467	303 REG	LD1103752	FIFTH THIRD BANK	0.15	2/1/2013	0.15	\$ 182,903.80	\$ 182,903.80	\$ 182,903.80	2/1/2011
203520	303 REG	LD1103778	OLD FORT BANKING COMPANY	0.15	2/1/2013	0.15	\$ 124,038.53	\$ 124,038.53	\$ 124,038.53	2/3/2011
203521	303 REG	LD1103786	WESTFIELD BANK, FSB	0.15	2/1/2013	0.15	\$ 183,144.67	\$ 183,144.67	\$ 183,144.67	2/3/2011
203544	303 REG	LD1103794	SUTTON BANK	0.15	2/4/2013	0.15	\$ 205,281.46	\$ 205,281.46	\$ 205,281.46	2/4/2011
203567	303 REG	LD1103802	AMERICAN SAVINGS BANK, FSB	0.15	2/4/2013	0.15	\$ 394,828.54	\$ 394,828.54	\$ 394,828.54	2/4/2011
203569	303 REG	LD1103810	CORTLAND SAVINGS & BANKING CO	0.15	2/7/2013	0.15	\$ 38,137.52	\$ 38,137.52	\$ 38,137.52	2/7/2011
203586	303 REG	LD1103828	PARK NATIONAL BANK	0.15	2/8/2013	0.15	\$ 284,087.84	\$ 284,087.84	\$ 284,087.84	2/8/2011
203587	303 REG	LD1103836	FIRST FINANCIAL BANK, NA	0.15	2/8/2013	0.15	\$ 161,469.04	\$ 161,469.04	\$ 161,469.04	2/8/2011
203588	303 REG	LD1103844	HUNTINGTON NATIONAL BANK, NA	0.15	2/8/2013	0.15	\$ 192,372.60	\$ 192,372.60	\$ 192,372.60	2/8/2011
203589	303 REG	LD1103851	MIDDLEFIELD BANKING CO	0.15	2/8/2013	0.15	\$ 84,697.11	\$ 84,697.11	\$ 84,697.11	2/8/2011
203585	303 REG	LD1103869	U.S. BANK, N.A.	0.15	2/8/2013	0.15	\$ 298,351.81	\$ 298,351.81	\$ 298,351.81	2/8/2011
203609	303 REG	LD1103877	AMERICAN SAVINGS BANK, FSB	0.15	2/8/2013	0.15	\$ 136,815.91	\$ 136,815.91	\$ 136,815.91	2/9/2011
203610	303 REG	LD1103885	AMERICAN SAVINGS BANK, FSB	0.15	2/8/2013	0.15	\$ 77,000.00	\$ 77,000.00	\$ 77,000.00	2/9/2011
203616	303 REG	LD1103901	SUTTON BANK	0.15	2/8/2013	0.15	\$ 114,536.88	\$ 114,536.88	\$ 114,536.88	2/9/2011
203619	303 REG	LD1103919	CITIZENS SAVINGS BANK, MARTINS F	0.15	2/8/2013	0.15	\$ 158,716.50	\$ 158,716.50	\$ 158,716.50	2/9/2011
203627	303 REG	LD1103927	CORTLAND SAVINGS & BANKING CO	0.15	2/8/2013	0.15	\$ 155,019.29	\$ 155,019.29	\$ 155,019.29	2/10/2011
203644	303 REG	LD1103935	FIRST FEDERAL BANK OF THE MIDWEST	0.15	2/11/2013	0.15	\$ 141,702.10	\$ 141,702.10	\$ 141,702.10	2/11/2011
203646	303 REG	LD1103943	WESTFIELD BANK, FSB	0.15	2/11/2013	0.15	\$ 269,798.70	\$ 269,798.70	\$ 269,798.70	2/11/2011
203668	303 REG	LD1103968	WESTFIELD BANK, FSB	0.15	2/14/2013	0.15	\$ 193,030.84	\$ 193,030.84	\$ 193,030.84	2/14/2011
203669	303 REG	LD1103976	PARK NATIONAL BANK	0.15	2/14/2013	0.15	\$ 70,364.20	\$ 70,364.20	\$ 70,364.20	2/14/2011
203670	303 REG	LD1103984	LIBERTY NATIONAL BANK	0.15	2/14/2013	0.15	\$ 343,436.75	\$ 343,436.75	\$ 343,436.75	2/14/2011
203671	303 REG	LD1103992	FORT JENNINGS STATE BANK	0.15	2/14/2013	0.15	\$ 60,048.20	\$ 60,048.20	\$ 60,048.20	2/14/2011
203672	303 REG	LD1104008	FORT JENNINGS STATE BANK	0.15	2/14/2013	0.15	\$ 200,000.00	\$ 200,000.00	\$ 200,000.00	2/14/2011
203674	303 REG	LD1104016	HUNTINGTON NATIONAL BANK, NA	0.15	2/14/2013	0.15	\$ 177,545.08	\$ 177,545.08	\$ 177,545.08	2/14/2011
203676	303 REG	LD1104024	HUNTINGTON NATIONAL BANK, NA	0.15	2/14/2013	0.15	\$ 288,841.21	\$ 288,841.21	\$ 288,841.21	2/14/2011
203678	303 REG	LD1104032	HUNTINGTON NATIONAL BANK, NA	0.15	2/14/2013	0.15	\$ 400,000.00	\$ 400,000.00	\$ 400,000.00	2/14/2011
203679	303 REG	LD1104040	HUNTINGTON NATIONAL BANK, NA	0.15	2/14/2013	0.15	\$ 155,130.09	\$ 155,130.09	\$ 155,130.09	2/14/2011
203680	303 REG	LD1104057	HUNTINGTON NATIONAL BANK, NA	0.15	2/14/2013	0.15	\$ 201,527.96	\$ 201,527.96	\$ 201,527.96	2/14/2011
203682	303 REG	LD1104065	HUNTINGTON NATIONAL BANK, NA	0.15	2/14/2013	0.15	\$ 308,483.83	\$ 308,483.83	\$ 308,483.83	2/14/2011
203683	303 REG	LD1104073	HUNTINGTON NATIONAL BANK, NA	0.15	2/14/2013	0.15	\$ 333,622.29	\$ 333,622.29	\$ 333,622.29	2/14/2011
203707	303 REG	LD1104081	PARK NATIONAL BANK	0.15	2/15/2013	0.15	\$ 162,748.76	\$ 162,748.76	\$ 162,748.76	2/15/2011
203728	303 REG	LD1104099	CITIZENS NATIONAL OF BLUFFTON	0.15	2/15/2013	0.15	\$ 166,296.09	\$ 166,296.09	\$ 166,296.09	2/16/2011
203729	303 REG	LD1104107	MINSTER BANK	0.15	2/15/2013	0.15	\$ 100,000.00	\$ 100,000.00	\$ 100,000.00	2/16/2011
203730	303 REG	LD1104115	HEARTLAND BANK	0.15	2/15/2013	0.15	\$ 78,498.98	\$ 78,498.98	\$ 78,498.98	2/16/2011

PGM: INVS\_MONTHEND\_INVENTORY  
 SOURCE: VisualQED  
 MODEL: INVENTORY  
 BASIS: SETTLEMENT  
 AS-OF: 9/30/2011

**JOSH MANDEL**  
**TREASURER, STATE OF OHIO**

INVESTMENT INVENTORY  
 SETTLED POSITIONS AS OF: 09/30/11

INVT#	FUND	CUSIP	DESCRIPTION	RATE	MATURITY	YIELD	PAR AMOUNT	BOOK VALUE	MARKET VALUE	1ST PUR
203731	303 REG	LD1104123	U.S. BANK, N.A.	0.15	2/15/2013	0.15	\$ 113,238.72	\$ 113,238.72	\$ 113,238.72	2/16/2011
203732	303 REG	LD1104131	MIDDLEFIELD BANKING CO	0.15	2/15/2013	0.15	\$ 400,000.00	\$ 400,000.00	\$ 400,000.00	2/16/2011
203733	303 REG	LD1104149	HUNTINGTON NATIONAL BANK, NA	0.15	2/15/2013	0.15	\$ 40,018.16	\$ 40,018.16	\$ 40,018.16	2/16/2011
203734	303 REG	LD1104156	HUNTINGTON NATIONAL BANK, NA	0.15	2/15/2013	0.15	\$ 382,601.60	\$ 382,601.60	\$ 382,601.60	2/16/2011
203735	303 REG	LD1104164	HUNTINGTON NATIONAL BANK, NA	0.15	2/15/2013	0.15	\$ 118,590.45	\$ 118,590.45	\$ 118,590.45	2/16/2011
203756	303 REG	LD1104172	OLD FORT BANKING COMPANY	0.15	2/15/2013	0.15	\$ 332,622.01	\$ 332,622.01	\$ 332,622.01	2/17/2011
203757	303 REG	LD1104180	CROGHAN COLONIAL BANK	0.15	2/15/2013	0.15	\$ 268,193.94	\$ 268,193.94	\$ 268,193.94	2/17/2011
203758	303 REG	LD1104198	COMMERCIAL & SAVINGS BANK, MILLE	0.15	2/15/2013	0.15	\$ 366,126.04	\$ 366,126.04	\$ 366,126.04	2/17/2011
203774	303 REG	LD1104206	PORTAGE COMMUNITY BANK	0.15	2/15/2013	0.15	\$ 39,564.02	\$ 39,564.02	\$ 39,564.02	2/18/2011
203775	303 REG	LD1104214	MIDDLEFIELD BANKING CO	0.15	2/15/2013	0.15	\$ 170,557.27	\$ 170,557.27	\$ 170,557.27	2/18/2011
203776	303 REG	LD1104222	FIRST FEDERAL BANK OFTHE MIDWEST	0.15	2/15/2013	0.15	\$ 195,422.69	\$ 195,422.69	\$ 195,422.69	2/18/2011
203778	303 REG	LD1104248	ANDOVER BANK	0.15	2/15/2013	0.15	\$ 85,540.07	\$ 85,540.07	\$ 85,540.07	2/18/2011
203779	303 REG	LD1104255	FIRST FINANCIAL BANK, NA	0.15	2/15/2013	0.15	\$ 106,412.00	\$ 106,412.00	\$ 106,412.00	2/18/2011
203780	303 REG	LD1104263	DELAWARE COUNTY BANK & TRUST CO*	0.15	2/15/2013	0.15	\$ 231,390.19	\$ 231,390.19	\$ 231,390.19	2/18/2011
203781	303 REG	LD1104271	OLD FORT BANKING COMPANY	0.15	2/15/2013	0.15	\$ 236,376.50	\$ 236,376.50	\$ 236,376.50	2/18/2011
203782	303 REG	LD1104289	HUNTINGTON NATIONAL BANK, NA	0.15	2/15/2013	0.15	\$ 127,905.90	\$ 127,905.90	\$ 127,905.90	2/18/2011
203783	303 REG	LD1104297	HUNTINGTON NATIONAL BANK, NA	0.15	2/15/2013	0.15	\$ 33,573.12	\$ 33,573.12	\$ 33,573.12	2/18/2011
203784	303 REG	LD1104305	HUNTINGTON NATIONAL BANK, NA	0.15	2/15/2013	0.15	\$ 150,000.00	\$ 150,000.00	\$ 150,000.00	2/18/2011
203785	303 REG	LD1104313	WESTFIELD BANK, FSB	0.15	2/15/2013	0.15	\$ 400,000.00	\$ 400,000.00	\$ 400,000.00	2/18/2011
203786	303 REG	LD1104321	WESTFIELD BANK, FSB	0.15	2/15/2013	0.15	\$ 60,074.13	\$ 60,074.13	\$ 60,074.13	2/18/2011
203820	303 REG	LD1104339	STATE BANK & TRUST COMPANY	0.15	2/22/2013	0.15	\$ 195,708.84	\$ 195,708.84	\$ 195,708.84	2/23/2011
203821	303 REG	LD1104347	STATE BANK & TRUST COMPANY	0.15	2/22/2013	0.15	\$ 120,260.17	\$ 120,260.17	\$ 120,260.17	2/23/2011
203822	303 REG	LD1104354	STATE BANK & TRUST COMPANY	0.15	2/22/2013	0.15	\$ 200,000.00	\$ 200,000.00	\$ 200,000.00	2/23/2011
203823	303 REG	LD1104362	STATE BANK & TRUST COMPANY	0.15	2/22/2013	0.15	\$ 200,000.00	\$ 200,000.00	\$ 200,000.00	2/23/2011
203824	303 REG	LD1104370	CF BANK *	0.15	2/22/2013	0.15	\$ 98,879.19	\$ 98,879.19	\$ 98,879.19	2/23/2011
203825	303 REG	LD1104388	FIRST FINANCIAL BANK, NA	0.15	2/22/2013	0.15	\$ 125,000.00	\$ 125,000.00	\$ 125,000.00	2/23/2011
203826	303 REG	LD1104396	WESBANCO BANK, INC	0.15	2/22/2013	0.15	\$ 161,274.80	\$ 161,274.80	\$ 161,274.80	2/23/2011
203827	303 REG	LD1104404	FARMERS NATIONAL BANK, CANFIELD	0.15	2/22/2013	0.15	\$ 348,718.56	\$ 348,718.56	\$ 348,718.56	2/23/2011
203866	303 REG	LD1104412	FARMERS NATIONAL BANK, CANFIELD	0.15	2/22/2013	0.15	\$ 311,056.70	\$ 311,056.70	\$ 311,056.70	2/24/2011
203867	303 REG	LD1104420	HUNTINGTON NATIONAL BANK, NA	0.15	2/22/2013	0.15	\$ 80,924.73	\$ 80,924.73	\$ 80,924.73	2/24/2011
203887	303 REG	LD1104438	MIDDLEFIELD BANKING CO	0.15	2/25/2013	0.15	\$ 88,465.48	\$ 88,465.48	\$ 88,465.48	2/25/2011
203888	303 REG	LD1104446	MAINSOURCE BANK	0.15	2/25/2013	0.15	\$ 134,478.63	\$ 134,478.63	\$ 134,478.63	2/25/2011
203889	303 REG	LD1104453	HUNTINGTON NATIONAL BANK, NA	0.15	2/25/2013	0.15	\$ 87,851.81	\$ 87,851.81	\$ 87,851.81	2/25/2011
203913	303 REG	LD1104461	FORT JENNINGS STATE BANK	0.15	2/28/2013	0.15	\$ 191,855.96	\$ 191,855.96	\$ 191,855.96	2/28/2011
203914	303 REG	LD1104479	FIRST CITIZENS NATIONAL BANK	0.15	2/28/2013	0.15	\$ 51,288.86	\$ 51,288.86	\$ 51,288.86	2/28/2011
203915	303 REG	LD1104487	PARK NATIONAL BANK	0.15	2/28/2013	0.15	\$ 131,110.07	\$ 131,110.07	\$ 131,110.07	2/28/2011
203916	303 REG	LD1104495	OLD FORT BANKING COMPANY	0.15	2/28/2013	0.15	\$ 61,907.09	\$ 61,907.09	\$ 61,907.09	2/28/2011
203928	303 REG	LD1104503	U.S. BANK, N.A.	0.15	3/1/2013	0.15	\$ 393,753.29	\$ 393,753.29	\$ 393,753.29	3/1/2011
203929	303 REG	LD1104511	ANDOVER BANK	0.15	3/1/2013	0.15	\$ 119,845.88	\$ 119,845.88	\$ 119,845.88	3/1/2011
203930	303 REG	LD1104529	FARMERS & MERCHANTS STATE BANK	0.15	3/1/2013	0.15	\$ 63,927.80	\$ 63,927.80	\$ 63,927.80	3/1/2011
203931	303 REG	LD1104537	U.S. BANK, N.A.	0.15	3/1/2013	0.15	\$ 175,000.00	\$ 175,000.00	\$ 175,000.00	3/1/2011
203952	303 REG	LD1104545	FIRST CITIZENS NATIONAL BANK	0.15	3/1/2013	0.15	\$ 10,132.29	\$ 10,132.29	\$ 10,132.29	3/2/2011
203976	303 REG	LD1104552	STATE BANK & TRUST COMPANY	0.15	3/1/2013	0.15	\$ 294,092.42	\$ 294,092.42	\$ 294,092.42	3/3/2011
203977	303 REG	LD1104560	HUNTINGTON NATIONAL BANK, NA	0.15	3/1/2013	0.15	\$ 150,448.08	\$ 150,448.08	\$ 150,448.08	3/3/2011
203978	303 REG	LD1104578	FIRST FEDERAL BANK OFTHE MIDWEST	0.15	3/1/2013	0.15	\$ 400,000.00	\$ 400,000.00	\$ 400,000.00	3/3/2011
203979	303 REG	LD1104586	FIRST FEDERAL BANK OFTHE MIDWEST	0.15	3/1/2013	0.15	\$ 52,819.55	\$ 52,819.55	\$ 52,819.55	3/3/2011
203980	303 REG	LD1104594	AMERICAN SAVINGS BANK, FSB	0.15	3/1/2013	0.15	\$ 18,558.53	\$ 18,558.53	\$ 18,558.53	3/3/2011
203981	303 REG	LD1104602	FARMERS NATIONAL BANK, CANFIELD	0.15	3/1/2013	0.15	\$ 312,806.52	\$ 312,806.52	\$ 312,806.52	3/3/2011
204002	303 REG	LD1104628	FARMERS & MERCHANTS STATE BANK	0.15	3/4/2013	0.15	\$ 34,989.34	\$ 34,989.34	\$ 34,989.34	3/4/2011
204003	303 REG	LD1104636	FARMERS & MERCHANTS STATE BANK	0.15	3/4/2013	0.15	\$ 138,426.47	\$ 138,426.47	\$ 138,426.47	3/4/2011
204004	303 REG	LD1104644	MINSTER BANK	0.15	3/4/2013	0.15	\$ 46,135.64	\$ 46,135.64	\$ 46,135.64	3/4/2011
204005	303 REG	LD1104651	HOCKING VALLEY BANK	0.15	3/4/2013	0.15	\$ 112,473.28	\$ 112,473.28	\$ 112,473.28	3/4/2011
204050	303 REG	LD1104677	FIRST STATE BANK OF ADAMS COUNTY	0.15	3/8/2013	0.15	\$ 388,810.61	\$ 388,810.61	\$ 388,810.61	3/8/2011
204051	303 REG	LD1104685	CITIZENS NATIONAL BANK, SW OHIO	0.15	3/8/2013	0.15	\$ 129,464.41	\$ 129,464.41	\$ 129,464.41	3/8/2011
204052	303 REG	LD1104693	CITIZENS SAVINGS BANK, MARTINS F	0.15	3/8/2013	0.15	\$ 379,109.48	\$ 379,109.48	\$ 379,109.48	3/8/2011
204083	303 REG	LD1104701	FIRST FINANCIAL BANK, NA	0.15	3/8/2013	0.15	\$ 41,310.64	\$ 41,310.64	\$ 41,310.64	3/10/2011
204084	303 REG	LD1104719	FIRST FINANCIAL BANK, NA	0.15	3/8/2013	0.15	\$ 41,310.64	\$ 41,310.64	\$ 41,310.64	3/10/2011
204085	303 REG	LD1104727	STATE BANK & TRUST COMPANY	0.15	3/8/2013	0.15	\$ 400,000.00	\$ 400,000.00	\$ 400,000.00	3/10/2011

PGM: INVS\_MONTHEND\_INVENTORY  
 SOURCE: VisualQED  
 MODEL: INVENTORY  
 BASIS: SETTLEMENT  
 AS-OF: 9/30/2011

**JOSH MANDEL  
 TREASURER, STATE OF OHIO**

INVESTMENT INVENTORY  
 SETTLED POSITIONS AS OF: 09/30/11

INVS#	FUND	CUSIP	DESCRIPTION	RATE	MATURITY	YIELD	PAR AMOUNT	BOOK VALUE	MARKET VALUE	1ST PUR
204111	303 REG	LD1104735	CORTLAND SAVINGS & BANKING CO	0.15	3/11/2013	0.15	\$ 375,019.79	\$ 375,019.79	\$ 375,019.79	3/11/2011
204113	303 REG	LD1104743	CORTLAND SAVINGS & BANKING CO	0.15	3/11/2013	0.15	\$ 85,010.90	\$ 85,010.90	\$ 85,010.90	3/11/2011
204121	303 REG	LD1104750	OHIO VALLEY BANK COMPANY	0.15	3/14/2013	0.15	\$ 91,980.47	\$ 91,980.47	\$ 91,980.47	3/14/2011
204122	303 REG	LD1104768	WATERFORD BANK N.A.	0.15	3/14/2013	0.15	\$ 400,000.00	\$ 400,000.00	\$ 400,000.00	3/14/2011
204123	303 REG	LD1104776	OLD FORT BANKING COMPANY	0.15	3/14/2013	0.15	\$ 10,222.96	\$ 10,222.96	\$ 10,222.96	3/14/2011
204124	303 REG	LD1104784	FIRST FEDERAL BANK OF THE MIDWEST	0.15	3/14/2013	0.15	\$ 216,114.03	\$ 216,114.03	\$ 216,114.03	3/14/2011
204125	303 REG	LD1104792	FIRST FINANCIAL BANK, NA	0.15	3/14/2013	0.15	\$ 59,956.51	\$ 59,956.51	\$ 59,956.51	3/14/2011
204126	303 REG	LD1104800	FARMERS NATIONAL BANK, CANFIELD	0.15	3/14/2013	0.15	\$ 189,175.20	\$ 189,175.20	\$ 189,175.20	3/14/2011
204136	303 REG	LD1104818	FIRST FEDERAL BANK OF THE MIDWEST	0.15	3/15/2013	0.15	\$ 62,395.45	\$ 62,395.45	\$ 62,395.45	3/15/2011
204137	303 REG	LD1104826	FIRST FEDERAL BANK OF THE MIDWEST	0.15	3/15/2013	0.15	\$ 400,000.00	\$ 400,000.00	\$ 400,000.00	3/15/2011
204138	303 REG	LD1104834	HUNTINGTON NATIONAL BANK, NA	0.15	3/15/2013	0.15	\$ 48,736.69	\$ 48,736.69	\$ 48,736.69	3/15/2011
204139	303 REG	LD1104842	PARK NATIONAL BANK	0.15	3/15/2013	0.15	\$ 400,000.00	\$ 400,000.00	\$ 400,000.00	3/15/2011
204177	303 REG	LD1104859	HUNTINGTON NATIONAL BANK, NA	0.15	3/15/2013	0.15	\$ 191,816.44	\$ 191,816.44	\$ 191,816.44	3/17/2011
204178	303 REG	LD1104867	HUNTINGTON NATIONAL BANK, NA	0.15	3/15/2013	0.15	\$ 307,867.45	\$ 307,867.45	\$ 307,867.45	3/17/2011
204207	303 REG	LD1104875	FIRST FEDERAL BANK OF THE MIDWEST	0.15	3/18/2013	0.15	\$ 384,902.90	\$ 384,902.90	\$ 384,902.90	3/18/2011
204208	303 REG	LD1104883	FIRST FEDERAL BANK OF THE MIDWEST	0.15	3/18/2013	0.15	\$ 73,679.09	\$ 73,679.09	\$ 73,679.09	3/18/2011
204209	303 REG	LD1104891	OLD FORT BANKING COMPANY	0.15	3/18/2013	0.15	\$ 235,267.66	\$ 235,267.66	\$ 235,267.66	3/18/2011
204210	303 REG	LD1104909	COMMUNITY BANK, CROOKSVILLE	0.15	3/18/2013	0.15	\$ 400,000.00	\$ 400,000.00	\$ 400,000.00	3/18/2011
204211	303 REG	LD1104917	DELAWARE COUNTY BANK & TRUST CO*	0.15	3/18/2013	0.15	\$ 179,166.65	\$ 179,166.65	\$ 179,166.65	3/18/2011
207459	303 REG	LD1200988	STATE BANK & TRUST COMPANY	0.15	3/20/2013	0.15	\$ 200,000.00	\$ 200,000.00	\$ 200,000.00	9/22/2011
204216	303 REG	LD1104925	MUTUAL FEDERAL SAVINGS	0.15	3/21/2013	0.15	\$ 113,442.14	\$ 113,442.14	\$ 113,442.14	3/21/2011
204217	303 REG	LD1104933	CITIZENS NATIONAL OF BLUFFTON	0.15	3/21/2013	0.15	\$ 19,098.64	\$ 19,098.64	\$ 19,098.64	3/21/2011
204218	303 REG	LD1104941	FORT JENNINGS STATE BANK	0.15	3/21/2013	0.15	\$ 366,526.77	\$ 366,526.77	\$ 366,526.77	3/21/2011
204219	303 REG	LD1104958	UNION BANK COMPANY, COLS GROVE	0.15	3/21/2013	0.15	\$ 90,176.78	\$ 90,176.78	\$ 90,176.78	3/21/2011
204236	303 REG	LD1104966	HUNTINGTON NATIONAL BANK, NA	0.15	3/22/2013	0.15	\$ 287,863.37	\$ 287,863.37	\$ 287,863.37	3/22/2011
204237	303 REG	LD1104974	FIRST CITIZENS NATIONAL BANK	0.15	3/22/2013	0.15	\$ 42,559.43	\$ 42,559.43	\$ 42,559.43	3/22/2011
204259	303 REG	LD1104982	FORT JENNINGS STATE BANK	0.15	3/22/2013	0.15	\$ 85,139.75	\$ 85,139.75	\$ 85,139.75	3/23/2011
204293	303 REG	LD1104990	HUNTINGTON NATIONAL BANK, NA	0.15	3/22/2013	0.15	\$ 269,844.90	\$ 269,844.90	\$ 269,844.90	3/24/2011
204294	303 REG	LD1105005	SAVINGS BANK	0.15	3/22/2013	0.15	\$ 47,099.34	\$ 47,099.34	\$ 47,099.34	3/24/2011
204317	303 REG	LD1105013	HUNTINGTON NATIONAL BANK, NA	0.15	3/25/2013	0.15	\$ 81,712.81	\$ 81,712.81	\$ 81,712.81	3/25/2011
204318	303 REG	LD1105021	FARMERS & MERCHANTS STATE BANK	0.15	3/25/2013	0.15	\$ 159,402.94	\$ 159,402.94	\$ 159,402.94	3/25/2011
204339	303 REG	LD1105039	HUNTINGTON NATIONAL BANK, NA	0.15	3/28/2013	0.15	\$ 400,000.00	\$ 400,000.00	\$ 400,000.00	3/28/2011
204340	303 REG	LD1105047	HUNTINGTON NATIONAL BANK, NA	0.15	3/28/2013	0.15	\$ 66,998.63	\$ 66,998.63	\$ 66,998.63	3/28/2011
204341	303 REG	LD1105054	HUNTINGTON NATIONAL BANK, NA	0.15	3/28/2013	0.15	\$ 175,136.62	\$ 175,136.62	\$ 175,136.62	3/28/2011
204370	303 REG	LD1105062	SAVINGS BANK	0.15	3/29/2013	0.15	\$ 386,325.14	\$ 386,325.14	\$ 386,325.14	3/29/2011
204371	303 REG	LD1105070	NATIONAL BANK & TRUST COMPANY	0.15	3/29/2013	0.15	\$ 339,678.51	\$ 339,678.51	\$ 339,678.51	3/29/2011
204374	303 REG	LD1105088	FIRST CITIZENS NATIONAL BANK	0.15	3/29/2013	0.15	\$ 84,515.24	\$ 84,515.24	\$ 84,515.24	3/30/2011
204375	303 REG	LD1105096	CITIZENS NATIONAL OF BLUFFTON	0.15	3/29/2013	0.15	\$ 52,918.00	\$ 52,918.00	\$ 52,918.00	3/30/2011
204395	303 REG	LD1105104	CORTLAND SAVINGS & BANKING CO	0.15	3/29/2013	0.15	\$ 222,166.73	\$ 222,166.73	\$ 222,166.73	3/31/2011
204409	303 REG	LD1105112	FARMERS & MERCHANTS STATE BANK	0.15	4/1/2013	0.15	\$ 400,000.00	\$ 400,000.00	\$ 400,000.00	4/1/2011
204442	303 REG	LD1105120	CROGHAN COLONIAL BANK	0.15	4/4/2013	0.15	\$ 185,000.00	\$ 185,000.00	\$ 185,000.00	4/4/2011
204448	303 REG	LD1105138	AMERICAN SAVINGS BANK, FSB	0.15	4/5/2013	0.15	\$ 400,000.00	\$ 400,000.00	\$ 400,000.00	4/5/2011
204449	303 REG	LD1105146	U.S. BANK, N.A.	0.15	4/5/2013	0.15	\$ 400,000.00	\$ 400,000.00	\$ 400,000.00	4/5/2011
204484	303 REG	LD1105153	WESTFIELD BANK, FSB	0.15	4/5/2013	0.15	\$ 258,982.56	\$ 258,982.56	\$ 258,982.56	4/7/2011
204485	303 REG	LD1105161	CROGHAN COLONIAL BANK	0.15	4/5/2013	0.15	\$ 86,830.92	\$ 86,830.92	\$ 86,830.92	4/7/2011
204486	303 REG	LD1105179	VINTON COUNTY NATIONAL BANK	0.15	4/5/2013	0.15	\$ 49,851.91	\$ 49,851.91	\$ 49,851.91	4/7/2011
204487	303 REG	LD1105187	NORTH VALLEY BANK	0.15	4/5/2013	0.15	\$ 137,236.00	\$ 137,236.00	\$ 137,236.00	4/7/2011
204513	303 REG	LD1105195	VINTON COUNTY NATIONAL BANK	0.15	4/8/2013	0.15	\$ 37,305.00	\$ 37,305.00	\$ 37,305.00	4/8/2011
204514	303 REG	LD1105203	OLD FORT BANKING COMPANY	0.15	4/8/2013	0.15	\$ 256,983.31	\$ 256,983.31	\$ 256,983.31	4/8/2011
204515	303 REG	LD1105211	WESTFIELD BANK, FSB	0.15	4/8/2013	0.15	\$ 127,507.48	\$ 127,507.48	\$ 127,507.48	4/8/2011
204516	303 REG	LD1105229	CITIZENS NATIONAL OF BLUFFTON	0.15	4/8/2013	0.15	\$ 44,396.76	\$ 44,396.76	\$ 44,396.76	4/8/2011
204517	303 REG	LD1105237	CITIZENS NATIONAL OF BLUFFTON	0.15	4/8/2013	0.15	\$ 239,431.55	\$ 239,431.55	\$ 239,431.55	4/8/2011
204518	303 REG	LD1105245	NORTH VALLEY BANK	0.15	4/8/2013	0.15	\$ 46,533.00	\$ 46,533.00	\$ 46,533.00	4/8/2011
204519	303 REG	LD1105252	FORT JENNINGS STATE BANK	0.15	4/8/2013	0.15	\$ 400,000.00	\$ 400,000.00	\$ 400,000.00	4/8/2011
204520	303 REG	LD1105260	FIRST CITIZENS NATIONAL BANK	0.15	4/8/2013	0.15	\$ 145,427.89	\$ 145,427.89	\$ 145,427.89	4/8/2011
204621	303 REG	LD1105278	HOME SAVINGS BANK, KENT	0.15	4/11/2013	0.15	\$ 247,955.91	\$ 247,955.91	\$ 247,955.91	4/11/2011
204972	303 REG	LD1104230	LIBERTY NATIONAL BANK	0.15	4/12/2013	0.15	\$ 65,206.77	\$ 65,206.77	\$ 65,206.77	4/13/2011
204828	303 REG	LD1105286	U.S. BANK, N.A.	0.15	4/12/2013	0.15	\$ 350,000.00	\$ 350,000.00	\$ 350,000.00	4/12/2011



PGM: INVS\_MONTHEND\_INVENTORY  
 SOURCE: VisualQED  
 MODEL: INVENTORY  
 BASIS: SETTLEMENT  
 AS-OF: 9/30/2011

**JOSH MANDEL  
 TREASURER, STATE OF OHIO**

INVESTMENT INVENTORY  
 SETTLED POSITIONS AS OF: 09/30/11

INVT#	FUND	CUSIP	DESCRIPTION	RATE	MATURITY	YIELD	PAR AMOUNT	BOOK VALUE	MARKET VALUE	1ST PUR
204829	303 REG	LD1105294	U.S. BANK, N.A.	0.15	4/12/2013	0.15	\$ 202,095.79	\$ 202,095.79	\$ 202,095.79	4/12/2011
204830	303 REG	LD1105302	U.S. BANK, N.A.	0.15	4/12/2013	0.15	\$ 160,000.00	\$ 160,000.00	\$ 160,000.00	4/12/2011
204976	303 REG	LD1105310	FIRST CITIZENS NATIONAL BANK	0.15	4/12/2013	0.15	\$ 58,219.02	\$ 58,219.02	\$ 58,219.02	4/13/2011
204977	303 REG	LD1105328	STATE BANK & TRUST COMPANY	0.15	4/12/2013	0.15	\$ 200,000.00	\$ 200,000.00	\$ 200,000.00	4/13/2011
204978	303 REG	LD1105336	VINTON COUNTY NATIONAL BANK	0.15	4/12/2013	0.15	\$ 45,819.13	\$ 45,819.13	\$ 45,819.13	4/13/2011
204979	303 REG	LD1105344	CITIZENS SAVINGS BANK, MARTINS F	0.15	4/12/2013	0.15	\$ 140,000.00	\$ 140,000.00	\$ 140,000.00	4/13/2011
205056	303 REG	LD1105351	HUNTINGTON NATIONAL BANK, NA	0.15	4/12/2013	0.15	\$ 77,000.00	\$ 77,000.00	\$ 77,000.00	4/14/2011
205057	303 REG	LD1105369	OHIO COMMERCE BANK	0.15	4/12/2013	0.15	\$ 220,000.00	\$ 220,000.00	\$ 220,000.00	4/14/2011
205058	303 REG	LD1105377	FIRST FEDERAL BANK OF THE MIDWEST	0.15	4/12/2013	0.15	\$ 400,000.00	\$ 400,000.00	\$ 400,000.00	4/14/2011
205059	303 REG	LD1105385	CROGHAN COLONIAL BANK	0.15	4/12/2013	0.15	\$ 200,000.00	\$ 200,000.00	\$ 200,000.00	4/14/2011
205117	303 REG	LD1105393	CITIZENS NATIONAL OF BLUFFTON	0.15	4/15/2013	0.15	\$ 46,023.11	\$ 46,023.11	\$ 46,023.11	4/15/2011
205155	303 REG	LD1105401	HUNTINGTON NATIONAL BANK, NA	0.15	4/18/2013	0.15	\$ 400,000.00	\$ 400,000.00	\$ 400,000.00	4/18/2011
205156	303 REG	LD1105419	CORTLAND SAVINGS & BANKING CO	0.15	4/18/2013	0.15	\$ 400,000.00	\$ 400,000.00	\$ 400,000.00	4/18/2011
205158	303 REG	LD1105427	FIRST CITIZENS NATIONAL BANK	0.15	4/18/2013	0.15	\$ 147,359.24	\$ 147,359.24	\$ 147,359.24	4/18/2011
205174	303 REG	LD1105443	CONSUMERS NATIONAL BANK	0.15	4/19/2013	0.15	\$ 104,375.87	\$ 104,375.87	\$ 104,375.87	4/19/2011
205175	303 REG	LD1105450	FIRST CITIZENS NATIONAL BANK	0.15	4/19/2013	0.15	\$ 117,200.00	\$ 117,200.00	\$ 117,200.00	4/19/2011
205176	303 REG	LD1105468	ST. HENRY BANK	0.15	4/19/2013	0.15	\$ 105,000.00	\$ 105,000.00	\$ 105,000.00	4/19/2011
205198	303 REG	LD1105476	CROGHAN COLONIAL BANK	0.15	4/19/2013	0.15	\$ 400,000.00	\$ 400,000.00	\$ 400,000.00	4/20/2011
205199	303 REG	LD1105484	HOCKING VALLEY BANK	0.15	4/19/2013	0.15	\$ 89,932.29	\$ 89,932.29	\$ 89,932.29	4/20/2011
205200	303 REG	LD1105492	FARMERS CITIZENS BANK, BUCYRUS	0.15	4/19/2013	0.15	\$ 105,325.25	\$ 105,325.25	\$ 105,325.25	4/20/2011
205201	303 REG	LD1105500	HUNTINGTON NATIONAL BANK, NA	0.15	4/19/2013	0.15	\$ 258,925.76	\$ 258,925.76	\$ 258,925.76	4/20/2011
205241	303 REG	LD1105518	WAYNE SAVINGS COMMUNITY BANK	0.15	4/19/2013	0.15	\$ 400,000.00	\$ 400,000.00	\$ 400,000.00	4/21/2011
205242	303 REG	LD1105526	HOME SAVINGS BANK, KENT	0.15	4/19/2013	0.15	\$ 400,000.00	\$ 400,000.00	\$ 400,000.00	4/21/2011
205256	303 REG	LD1105534	FORT JENNINGS STATE BANK	0.15	4/22/2013	0.15	\$ 400,000.00	\$ 400,000.00	\$ 400,000.00	4/22/2011
205257	303 REG	LD1105542	FIRST CITIZENS NATIONAL BANK	0.15	4/22/2013	0.15	\$ 104,226.35	\$ 104,226.35	\$ 104,226.35	4/22/2011
205258	303 REG	LD1105559	STATE BANK & TRUST COMPANY	0.15	4/22/2013	0.15	\$ 270,385.39	\$ 270,385.39	\$ 270,385.39	4/22/2011
205259	303 REG	LD1105567	FARMERS & MERCHANTS STATE BANK	0.15	4/22/2013	0.15	\$ 200,000.00	\$ 200,000.00	\$ 200,000.00	4/22/2011
205267	303 REG	LD1105575	CONSUMERS NATIONAL BANK	0.15	4/25/2013	0.15	\$ 400,000.00	\$ 400,000.00	\$ 400,000.00	4/25/2011
205279	303 REG	LD1105583	AMERICAN SAVINGS BANK, FSB	0.15	4/25/2013	0.15	\$ 400,000.00	\$ 400,000.00	\$ 400,000.00	4/25/2011
205287	303 REG	LD1105591	U.S. BANK, N.A.	0.15	4/26/2013	0.15	\$ 253,533.75	\$ 253,533.75	\$ 253,533.75	4/26/2011
205288	303 REG	LD1105609	FIRST NATIONAL BANK, PANDORA	0.15	4/26/2013	0.15	\$ 97,057.81	\$ 97,057.81	\$ 97,057.81	4/26/2011
205289	303 REG	LD1105617	National Bank of Oak Harbor DNU	0.15	4/26/2013	0.15	\$ 400,000.00	\$ 400,000.00	\$ 400,000.00	4/26/2011
205290	303 REG	LD1105625	U.S. BANK, N.A.	0.15	4/26/2013	0.15	\$ 50,000.00	\$ 50,000.00	\$ 50,000.00	4/26/2011
205291	303 REG	LD1105633	FARMERS NATIONAL BANK, CANFIELD	0.15	4/26/2013	0.15	\$ 35,699.02	\$ 35,699.02	\$ 35,699.02	4/26/2011
205315	303 REG	LD1105641	FIRST CITIZENS NATIONAL BANK	0.15	4/26/2013	0.15	\$ 400,000.00	\$ 400,000.00	\$ 400,000.00	4/27/2011
205316	303 REG	LD1105658	VINTON COUNTY NATIONAL BANK	0.15	4/26/2013	0.15	\$ 81,088.60	\$ 81,088.60	\$ 81,088.60	4/27/2011
205317	303 REG	LD1105666	COMMERCIAL & SAVINGS BANK, MILLE	0.15	4/26/2013	0.15	\$ 280,887.38	\$ 280,887.38	\$ 280,887.38	4/27/2011
205318	303 REG	LD1105674	COMMUNITY BANK, CROOKSVILLE	0.15	4/26/2013	0.15	\$ 301,500.00	\$ 301,500.00	\$ 301,500.00	4/27/2011
205342	303 REG	LD1105682	LIBERTY NATIONAL BANK	0.15	4/26/2013	0.15	\$ 182,000.00	\$ 182,000.00	\$ 182,000.00	4/28/2011
205343	303 REG	LD1105690	HUNTINGTON NATIONAL BANK, NA	0.15	4/26/2013	0.15	\$ 325,185.65	\$ 325,185.65	\$ 325,185.65	4/28/2011
205344	303 REG	LD1105708	MINSTER BANK	0.15	4/26/2013	0.15	\$ 25,000.00	\$ 25,000.00	\$ 25,000.00	4/28/2011
205345	303 REG	LD1105716	FORT JENNINGS STATE BANK	0.15	4/26/2013	0.15	\$ 187,135.16	\$ 187,135.16	\$ 187,135.16	4/28/2011
205364	303 REG	LD1105724	CITIZENS NATIONAL OF BLUFFTON	0.15	4/29/2013	0.15	\$ 21,763.17	\$ 21,763.17	\$ 21,763.17	4/29/2011
205365	303 REG	LD1105732	STATE BANK & TRUST COMPANY	0.15	4/29/2013	0.15	\$ 550,000.00	\$ 550,000.00	\$ 550,000.00	4/29/2011
205386	303 REG	LD1105740	MUTUAL FEDERAL SAVINGS	0.15	5/2/2013	0.15	\$ 96,620.80	\$ 96,620.80	\$ 96,620.80	5/2/2011
205387	303 REG	LD1105757	HUNTINGTON NATIONAL BANK, NA	0.15	5/2/2013	0.15	\$ 13,886.00	\$ 13,886.00	\$ 13,886.00	5/2/2011
205388	303 REG	LD1105765	AMERICAN SAVINGS BANK, FSB	0.15	5/2/2013	0.15	\$ 200,000.00	\$ 200,000.00	\$ 200,000.00	5/2/2011
205389	303 REG	LD1105773	WAYNE SAVINGS COMMUNITY BANK	0.15	5/2/2013	0.15	\$ 354,000.00	\$ 354,000.00	\$ 354,000.00	5/2/2011
205427	303 REG	LD1105781	FIRST FINANCIAL BANK, NA	0.15	5/3/2013	0.15	\$ 400,000.00	\$ 400,000.00	\$ 400,000.00	5/3/2011
205428	303 REG	LD1105799	FIRST FINANCIAL BANK, NA	0.15	5/3/2013	0.15	\$ 116,120.00	\$ 116,120.00	\$ 116,120.00	5/3/2011
205449	303 REG	LD1105807	AMERICAN SAVINGS BANK, FSB	0.15	5/3/2013	0.15	\$ 100,000.00	\$ 100,000.00	\$ 100,000.00	5/4/2011
205450	303 REG	LD1105815	FIRST FINANCIAL BANK, NA	0.15	5/3/2013	0.15	\$ 288,000.00	\$ 288,000.00	\$ 288,000.00	5/4/2011
205485	303 REG	LD1105823	HOME SAVINGS BANK, KENT	0.15	5/3/2013	0.15	\$ 250,000.00	\$ 250,000.00	\$ 250,000.00	5/5/2011
205504	303 REG	LD1105831	HUNTINGTON NATIONAL BANK, NA	0.15	5/6/2013	0.15	\$ 124,512.86	\$ 124,512.86	\$ 124,512.86	5/6/2011
205505	303 REG	LD1105849	COMMUNITY BANK, CROOKSVILLE	0.15	5/6/2013	0.15	\$ 371,533.18	\$ 371,533.18	\$ 371,533.18	5/6/2011
205541	303 REG	LD1105856	WESTFIELD BANK, FSB	0.15	5/9/2013	0.15	\$ 400,000.00	\$ 400,000.00	\$ 400,000.00	5/9/2011
205562	303 REG	LD1105864	FIRST CITIZENS NATIONAL BANK	0.15	5/10/2013	0.15	\$ 140,060.30	\$ 140,060.30	\$ 140,060.30	5/10/2011
205564	303 REG	LD1105872	FARMERS & MERCHANTS STATE BANK	0.15	5/10/2013	0.15	\$ 66,793.00	\$ 66,793.00	\$ 66,793.00	5/10/2011

PGM: INVS\_MONTHEND\_INVENTORY  
 SOURCE: VisualQED  
 MODEL: INVENTORY  
 BASIS: SETTLEMENT  
 AS-OF: 9/30/2011

**JOSH MANDEL  
 TREASURER, STATE OF OHIO**

INVESTMENT INVENTORY  
 SETTLED POSITIONS AS OF: 09/30/11

INVT#	FUND	CUSIP	DESCRIPTION	RATE	MATURITY	YIELD	PAR AMOUNT	BOOK VALUE	MARKET VALUE	1ST PUR
205565	303 REG	LD1105880	WESTFIELD BANK, FSB	0.15	5/10/2013	0.15	\$ 400,000.00	\$ 400,000.00	\$ 400,000.00	5/10/2011
205566	303 REG	LD1105898	COMMERCIAL SAVINGS BANK, UPPER S	0.15	5/10/2013	0.15	\$ 70,360.64	\$ 70,360.64	\$ 70,360.64	5/10/2011
205567	303 REG	LD1105906	HUNTINGTON NATIONAL BANK, NA	0.15	5/10/2013	0.15	\$ 400,000.00	\$ 400,000.00	\$ 400,000.00	5/10/2011
205568	303 REG	LD1105914	CONSUMERS NATIONAL BANK	0.15	5/10/2013	0.15	\$ 213,038.46	\$ 213,038.46	\$ 213,038.46	5/10/2011
205569	303 REG	LD1105922	U.S. BANK, N.A.	0.15	5/10/2013	0.15	\$ 55,090.59	\$ 55,090.59	\$ 55,090.59	5/10/2011
205570	303 REG	LD1105930	U.S. BANK, N.A.	0.15	5/10/2013	0.15	\$ 23,025.00	\$ 23,025.00	\$ 23,025.00	5/10/2011
205582	303 REG	LD1105948	OLD FORT BANKING COMPANY	0.15	5/10/2013	0.15	\$ 320,824.62	\$ 320,824.62	\$ 320,824.62	5/11/2011
205583	303 REG	LD1105955	CROGHAN COLONIAL BANK	0.15	5/10/2013	0.15	\$ 95,000.00	\$ 95,000.00	\$ 95,000.00	5/11/2011
205610	303 REG	LD1105963	FIRST FINANCIAL BANK, NA	0.15	5/10/2013	0.15	\$ 250,000.00	\$ 250,000.00	\$ 250,000.00	5/12/2011
205612	303 REG	LD1105971	CROGHAN COLONIAL BANK	0.15	5/10/2013	0.15	\$ 150,000.00	\$ 150,000.00	\$ 150,000.00	5/12/2011
205620	303 REG	LD1105989	STATE BANK & TRUST COMPANY	0.15	5/13/2013	0.15	\$ 237,097.99	\$ 237,097.99	\$ 237,097.99	5/13/2011
205621	303 REG	LD1105997	SIGNATURE BANK, N.A.	0.15	5/13/2013	0.15	\$ 400,000.00	\$ 400,000.00	\$ 400,000.00	5/13/2011
205622	303 REG	LD1106003	FARMERS NATIONAL BANK, CANFIELD	0.15	5/13/2013	0.15	\$ 307,330.80	\$ 307,330.80	\$ 307,330.80	5/13/2011
205623	303 REG	LD1106011	FIRST FEDERAL BANK OF THE MIDWEST	0.15	5/13/2013	0.15	\$ 250,427.73	\$ 250,427.73	\$ 250,427.73	5/13/2011
205634	303 REG	LD1106029	HUNTINGTON NATIONAL BANK, NA	0.15	5/16/2013	0.15	\$ 400,000.00	\$ 400,000.00	\$ 400,000.00	5/16/2011
205635	303 REG	LD1106037	HUNTINGTON NATIONAL BANK, NA	0.15	5/16/2013	0.15	\$ 400,000.00	\$ 400,000.00	\$ 400,000.00	5/16/2011
205636	303 REG	LD1106045	CROGHAN COLONIAL BANK	0.15	5/16/2013	0.15	\$ 45,000.00	\$ 45,000.00	\$ 45,000.00	5/16/2011
205637	303 REG	LD1106052	OLD FORT BANKING COMPANY	0.15	5/16/2013	0.15	\$ 400,000.00	\$ 400,000.00	\$ 400,000.00	5/16/2011
205658	303 REG	LD1106060	DELAWARE COUNTY BANK & TRUST CO*	0.15	5/17/2013	0.15	\$ 107,000.00	\$ 107,000.00	\$ 107,000.00	5/17/2011
205659	303 REG	LD1106078	OLD FORT BANKING COMPANY	0.15	5/17/2013	0.15	\$ 268,888.12	\$ 268,888.12	\$ 268,888.12	5/17/2011
205660	303 REG	LD1106086	FIRST CITIZENS NATIONAL BANK	0.15	5/17/2013	0.15	\$ 400,000.00	\$ 400,000.00	\$ 400,000.00	5/17/2011
205661	303 REG	LD1106094	CONSUMERS NATIONAL BANK	0.15	5/17/2013	0.15	\$ 84,358.09	\$ 84,358.09	\$ 84,358.09	5/17/2011
205679	303 REG	LD1106102	CITIZENS SAVINGS BANK, MARTINS F	0.15	5/17/2013	0.15	\$ 128,562.72	\$ 128,562.72	\$ 128,562.72	5/18/2011
205701	303 REG	LD1106110	FIRST NATIONAL BANK, PANDORA	0.15	5/17/2013	0.15	\$ 225,000.00	\$ 225,000.00	\$ 225,000.00	5/19/2011
205728	303 REG	LD1106136	CROGHAN COLONIAL BANK	0.15	5/20/2013	0.15	\$ 50,000.00	\$ 50,000.00	\$ 50,000.00	5/20/2011
205729	303 REG	LD1106144	CITIZENS SAVINGS BANK, MARTINS F	0.15	5/20/2013	0.15	\$ 74,876.34	\$ 74,876.34	\$ 74,876.34	5/20/2011
205730	303 REG	LD1106151	CITIZENS SAVINGS BANK, MARTINS F	0.15	5/20/2013	0.15	\$ 72,993.15	\$ 72,993.15	\$ 72,993.15	5/20/2011
205841	303 REG	LD1106169	CROGHAN COLONIAL BANK	0.15	5/24/2013	0.15	\$ 351,566.00	\$ 351,566.00	\$ 351,566.00	5/24/2011
205864	303 REG	LD1106177	FARMERS NATIONAL BANK, CANFIELD	0.15	5/24/2013	0.15	\$ 291,830.50	\$ 291,830.50	\$ 291,830.50	5/25/2011
205865	303 REG	LD1106185	CITIZENS NATIONAL OF BLUFFTON	0.15	5/24/2013	0.15	\$ 78,057.00	\$ 78,057.00	\$ 78,057.00	5/25/2011
205897	303 REG	LD1106193	HUNTINGTON NATIONAL BANK, NA	0.15	5/24/2013	0.15	\$ 29,000.00	\$ 29,000.00	\$ 29,000.00	5/26/2011
205899	303 REG	LD1106201	PORTAGE COMMUNITY BANK	0.15	5/24/2013	0.15	\$ 400,000.00	\$ 400,000.00	\$ 400,000.00	5/26/2011
205900	303 REG	LD1106219	FARMERS NATIONAL BANK, CANFIELD	0.15	5/24/2013	0.15	\$ 241,230.86	\$ 241,230.86	\$ 241,230.86	5/26/2011
205901	303 REG	LD1106227	OLD FORT BANKING COMPANY	0.15	5/24/2013	0.15	\$ 192,506.00	\$ 192,506.00	\$ 192,506.00	5/26/2011
205902	303 REG	LD1106235	OLD FORT BANKING COMPANY	0.15	5/24/2013	0.15	\$ 112,037.25	\$ 112,037.25	\$ 112,037.25	5/26/2011
205912	303 REG	LD1106243	HUNTINGTON NATIONAL BANK, NA	0.15	5/24/2013	0.15	\$ 160,000.00	\$ 160,000.00	\$ 160,000.00	5/27/2011
205914	303 REG	LD1106250	OHIO COMMERCE BANK	0.15	5/24/2013	0.15	\$ 400,000.00	\$ 400,000.00	\$ 400,000.00	5/27/2011
205935	303 REG	LD1106268	FIRST NATIONAL BANK, PANDORA	0.15	5/31/2013	0.15	\$ 300,000.00	\$ 300,000.00	\$ 300,000.00	5/31/2011
205937	303 REG	LD1106276	CROGHAN COLONIAL BANK	0.15	5/31/2013	0.15	\$ 135,000.00	\$ 135,000.00	\$ 135,000.00	5/31/2011
205939	303 REG	LD1106284	CROGHAN COLONIAL BANK	0.15	5/31/2013	0.15	\$ 80,650.00	\$ 80,650.00	\$ 80,650.00	5/31/2011
205942	303 REG	LD1106292	NATIONAL BANK & TRUST COMPANY	0.15	5/31/2013	0.15	\$ 400,000.00	\$ 400,000.00	\$ 400,000.00	5/31/2011
205963	303 REG	LD1106300	U.S. BANK, N.A.	0.15	5/31/2013	0.15	\$ 71,500.00	\$ 71,500.00	\$ 71,500.00	6/1/2011
205964	303 REG	LD1106318	U.S. BANK, N.A.	0.15	5/31/2013	0.15	\$ 21,963.52	\$ 21,963.52	\$ 21,963.52	6/1/2011
205965	303 REG	LD1106326	U.S. BANK, N.A.	0.15	5/31/2013	0.15	\$ 47,850.66	\$ 47,850.66	\$ 47,850.66	6/1/2011
205966	303 REG	LD1106334	U.S. BANK, N.A.	0.15	5/31/2013	0.15	\$ 26,903.13	\$ 26,903.13	\$ 26,903.13	6/1/2011
205967	303 REG	LD1106342	COMMERCIAL & SAVINGS BANK, MILLE	0.15	5/31/2013	0.15	\$ 100,000.00	\$ 100,000.00	\$ 100,000.00	6/1/2011
205968	303 REG	LD1106359	CONSUMERS NATIONAL BANK	0.15	5/31/2013	0.15	\$ 54,395.56	\$ 54,395.56	\$ 54,395.56	6/1/2011
205989	303 REG	LD1106367	AMERICAN SAVINGS BANK, FSB	0.15	5/31/2013	0.15	\$ 44,850.00	\$ 44,850.00	\$ 44,850.00	6/2/2011
205991	303 REG	LD1106375	WESTERN RESERVE BANK	0.15	5/31/2013	0.15	\$ 110,700.00	\$ 110,700.00	\$ 110,700.00	6/2/2011
205992	303 REG	LD1106383	HUNTINGTON NATIONAL BANK, NA	0.15	5/31/2013	0.15	\$ 277,269.68	\$ 277,269.68	\$ 277,269.68	6/2/2011
206015	303 REG	LD1106383	HUNTINGTON NATIONAL BANK, NA	0.15	5/31/2013	0.15	\$ 579.62	\$ 579.62	\$ 579.62	6/3/2011
205993	303 REG	LD1106391	WESBANCO BANK, INC	0.15	5/31/2013	0.15	\$ 285,000.00	\$ 285,000.00	\$ 285,000.00	6/2/2011
205994	303 REG	LD1106409	FIRST FEDERAL BANK OF THE MIDWEST	0.15	5/31/2013	0.15	\$ 50,032.00	\$ 50,032.00	\$ 50,032.00	6/2/2011
206009	303 REG	LD1106417	HUNTINGTON NATIONAL BANK, NA	0.15	6/3/2013	0.15	\$ 250,000.00	\$ 250,000.00	\$ 250,000.00	6/3/2011
206045	303 REG	LD1106425	AMERICAN SAVINGS BANK, FSB	0.15	6/6/2013	0.15	\$ 134,491.00	\$ 134,491.00	\$ 134,491.00	6/6/2011
206047	303 REG	LD1106441	AMERICAN SAVINGS BANK, FSB	0.15	6/6/2013	0.15	\$ 116,427.00	\$ 116,427.00	\$ 116,427.00	6/6/2011
206046	303 REG	LD1106466	AMERICAN SAVINGS BANK, FSB	0.15	6/6/2013	0.15	\$ 356,019.00	\$ 356,019.00	\$ 356,019.00	6/6/2011
206058	303 REG	LD1106433	CORTLAND SAVINGS & BANKING CO	0.15	6/7/2013	0.15	\$ 143,780.64	\$ 143,780.64	\$ 143,780.64	6/7/2011

PGM: INVS\_MONTHEND\_INVENTORY  
 SOURCE: VisualQED  
 MODEL: INVENTORY  
 BASIS: SETTLEMENT  
 AS-OF: 9/30/2011

**JOSH MANDEL  
 TREASURER, STATE OF OHIO**

INVESTMENT INVENTORY  
 SETTLED POSITIONS AS OF: 09/30/11

INVT#	FUND	CUSIP	DESCRIPTION	RATE	MATURITY	YIELD	PAR AMOUNT	BOOK VALUE	MARKET VALUE	1ST PUR
206057	303 REG	LD1106458	CORTLAND SAVINGS & BANKING CO	0.15	6/7/2013	0.15	\$ 91,117.41	\$ 91,117.41	\$ 91,117.41	6/7/2011
206059	303 REG	LD1106474	FARMERS & MERCHANTS STATE BANK	0.15	6/7/2013	0.15	\$ 108,112.21	\$ 108,112.21	\$ 108,112.21	6/7/2011
206092	303 REG	LD1106482	HEARTLAND BANK	0.15	6/7/2013	0.15	\$ 222,982.83	\$ 222,982.83	\$ 222,982.83	6/8/2011
206095	303 REG	LD1106490	CROGHAN COLONIAL BANK	0.15	6/7/2013	0.15	\$ 166,315.77	\$ 166,315.77	\$ 166,315.77	6/8/2011
206097	303 REG	LD1106508	FARMERS NATIONAL BANK, CANFIELD	0.15	6/7/2013	0.15	\$ 260,276.83	\$ 260,276.83	\$ 260,276.83	6/8/2011
206098	303 REG	LD1106516	AMERICAN SAVINGS BANK, FSB	0.15	6/7/2013	0.15	\$ 250,000.00	\$ 250,000.00	\$ 250,000.00	6/8/2011
206141	303 REG	LD1106524	PARK NATIONAL BANK	0.15	6/7/2013	0.15	\$ 45,119.72	\$ 45,119.72	\$ 45,119.72	6/9/2011
206143	303 REG	LD1106532	WESTFIELD BANK, FSB	0.15	6/7/2013	0.15	\$ 102,364.42	\$ 102,364.42	\$ 102,364.42	6/9/2011
206202	303 REG	LD1106540	U.S. BANK, N.A.	0.15	6/14/2013	0.15	\$ 329,622.30	\$ 329,622.30	\$ 329,622.30	6/14/2011
206205	303 REG	LD1106557	U.S. BANK, N.A.	0.15	6/14/2013	0.15	\$ 18,791.82	\$ 18,791.82	\$ 18,791.82	6/14/2011
206232	303 REG	LD1106565	PARK NATIONAL BANK	0.15	6/14/2013	0.15	\$ 124,310.00	\$ 124,310.00	\$ 124,310.00	6/15/2011
206253	303 REG	LD1106573	FARMERS SAVINGS BANK, SPENCER	0.15	6/14/2013	0.15	\$ 29,000.00	\$ 29,000.00	\$ 29,000.00	6/16/2011
206254	303 REG	LD1106581	LIBERTY NATIONAL BANK	0.15	6/14/2013	0.15	\$ 400,000.00	\$ 400,000.00	\$ 400,000.00	6/16/2011
206255	303 REG	LD1106599	LIBERTY NATIONAL BANK	0.15	6/14/2013	0.15	\$ 25,000.00	\$ 25,000.00	\$ 25,000.00	6/16/2011
206288	303 REG	LD1106607	RIVERHILLS BANK	0.15	6/17/2013	0.15	\$ 210,000.00	\$ 210,000.00	\$ 210,000.00	6/17/2011
206307	303 REG	LD1106615	FIRST NATIONAL BANK, PANDORA	0.15	6/20/2013	0.15	\$ 17,700.00	\$ 17,700.00	\$ 17,700.00	6/20/2011
206347	303 REG	LD1106623	FIRST CITIZENS NATIONAL BANK	0.15	6/21/2013	0.15	\$ 400,000.00	\$ 400,000.00	\$ 400,000.00	6/21/2011
206348	303 REG	LD1106631	FORT JENNINGS STATE BANK	0.15	6/21/2013	0.15	\$ 105,000.00	\$ 105,000.00	\$ 105,000.00	6/21/2011
206349	303 REG	LD1106649	FARMERS CITIZENS BANK, BUCYRUS	0.15	6/21/2013	0.15	\$ 178,000.00	\$ 178,000.00	\$ 178,000.00	6/21/2011
206393	303 REG	LD1106656	CONSUMERS NATIONAL BANK	0.15	6/21/2013	0.15	\$ 290,200.00	\$ 290,200.00	\$ 290,200.00	6/22/2011
206394	303 REG	LD1106664	OLD FORT BANKING COMPANY	0.15	6/21/2013	0.15	\$ 122,779.00	\$ 122,779.00	\$ 122,779.00	6/22/2011
206426	303 REG	LD1106672	HUNTINGTON NATIONAL BANK, NA	0.15	6/21/2013	0.15	\$ 110,000.00	\$ 110,000.00	\$ 110,000.00	6/23/2011
206427	303 REG	LD1106680	FARMERS NATIONAL BANK, CANFIELD	0.15	6/21/2013	0.15	\$ 55,552.58	\$ 55,552.58	\$ 55,552.58	6/23/2011
206450	303 REG	LD1106698	HUNTINGTON NATIONAL BANK, NA	0.15	6/24/2013	0.15	\$ 199,500.00	\$ 199,500.00	\$ 199,500.00	6/24/2011
206451	303 REG	LD1106706	FIRST FINANCIAL BANK, NA	0.15	6/24/2013	0.15	\$ 400,000.00	\$ 400,000.00	\$ 400,000.00	6/24/2011
206478	303 REG	LD1106714	OLD FORT BANKING COMPANY	0.15	6/27/2013	0.15	\$ 181,575.50	\$ 181,575.50	\$ 181,575.50	6/27/2011
206479	303 REG	LD1106722	FARMERS & MERCHANTS STATE BANK	0.15	6/27/2013	0.15	\$ 130,000.00	\$ 130,000.00	\$ 130,000.00	6/27/2011
206501	303 REG	LD1106730	HUNTINGTON NATIONAL BANK, NA	0.15	6/28/2013	0.15	\$ 105,703.20	\$ 105,703.20	\$ 105,703.20	6/28/2011
206533	303 REG	LD1106748	LCNB NATIONAL BANK	0.15	6/28/2013	0.15	\$ 333,042.00	\$ 333,042.00	\$ 333,042.00	6/29/2011
206588	303 REG	LD1200004	KINGSTON NATIONAL BANK	0.15	7/5/2013	0.15	\$ 70,000.00	\$ 70,000.00	\$ 70,000.00	7/5/2011
206589	303 REG	LD1200012	HUNTINGTON NATIONAL BANK, NA	0.15	7/5/2013	0.15	\$ 400,000.00	\$ 400,000.00	\$ 400,000.00	7/5/2011
206590	303 REG	LD1200020	AMERICAN SAVINGS BANK, FSB	0.15	7/5/2013	0.15	\$ 130,000.00	\$ 130,000.00	\$ 130,000.00	7/5/2011
206591	303 REG	LD1200038	AMERICAN SAVINGS BANK, FSB	0.15	7/5/2013	0.15	\$ 76,500.00	\$ 76,500.00	\$ 76,500.00	7/5/2011
206592	303 REG	LD1200046	PORTAGE COMMUNITY BANK	0.15	7/5/2013	0.15	\$ 400,000.00	\$ 400,000.00	\$ 400,000.00	7/5/2011
206613	303 REG	LD1200053	SAVINGS BANK	0.15	7/5/2013	0.15	\$ 91,000.00	\$ 91,000.00	\$ 91,000.00	7/5/2011
206620	303 REG	LD1200061	HUNTINGTON NATIONAL BANK, NA	0.15	7/5/2013	0.15	\$ 185,064.79	\$ 185,064.79	\$ 185,064.79	7/6/2011
206621	303 REG	LD1200079	HUNTINGTON NATIONAL BANK, NA	0.15	7/5/2013	0.15	\$ 103,026.30	\$ 103,026.30	\$ 103,026.30	7/6/2011
206636	303 REG	LD1200087	HUNTINGTON NATIONAL BANK, NA	0.15	7/5/2013	0.15	\$ 400,000.00	\$ 400,000.00	\$ 400,000.00	7/7/2011
206658	303 REG	LD1200095	U.S. BANK, N.A.	0.15	7/11/2013	0.15	\$ 105,943.55	\$ 105,943.55	\$ 105,943.55	7/11/2011
206659	303 REG	LD1200103	U.S. BANK, N.A.	0.15	7/11/2013	0.15	\$ 200,000.00	\$ 200,000.00	\$ 200,000.00	7/11/2011
206678	303 REG	LD1200111	MINSTER BANK	0.15	7/12/2013	0.15	\$ 200,000.00	\$ 200,000.00	\$ 200,000.00	7/12/2011
206679	303 REG	LD1200129	FIRST CITIZENS NATIONAL BANK	0.15	7/12/2013	0.15	\$ 400,000.00	\$ 400,000.00	\$ 400,000.00	7/12/2011
206709	303 REG	LD1200137	HUNTINGTON NATIONAL BANK, NA	0.15	7/12/2013	0.15	\$ 120,000.00	\$ 120,000.00	\$ 120,000.00	7/13/2011
206699	303 REG	LD1200145	HUNTINGTON NATIONAL BANK, NA	0.15	7/12/2013	0.15	\$ 74,000.00	\$ 74,000.00	\$ 74,000.00	7/13/2011
206711	303 REG	LD1200160	FARMERS & MERCHANTS STATE BANK	0.15	7/15/2013	0.15	\$ 194,294.86	\$ 194,294.86	\$ 194,294.86	7/15/2011
206712	303 REG	LD1200178	HUNTINGTON NATIONAL BANK, NA	0.15	7/15/2013	0.15	\$ 300,000.00	\$ 300,000.00	\$ 300,000.00	7/15/2011
206740	303 REG	LD1200186	PARK NATIONAL BANK	0.15	7/19/2013	0.15	\$ 70,783.04	\$ 70,783.04	\$ 70,783.04	7/19/2011
206741	303 REG	LD1200194	PARK NATIONAL BANK	0.15	7/19/2013	0.15	\$ 255,722.20	\$ 255,722.20	\$ 255,722.20	7/19/2011
206742	303 REG	LD1200202	FORT JENNINGS STATE BANK	0.15	7/19/2013	0.15	\$ 78,187.05	\$ 78,187.05	\$ 78,187.05	7/19/2011
206743	303 REG	LD1200210	PORTAGE COMMUNITY BANK	0.15	7/19/2013	0.15	\$ 292,705.95	\$ 292,705.95	\$ 292,705.95	7/19/2011
206747	303 REG	LD1200228	FARMERS & MERCHANTS STATE BANK	0.15	7/19/2013	0.15	\$ 79,287.25	\$ 79,287.25	\$ 79,287.25	7/19/2011
206759	303 REG	LD1200236	NORTH VALLEY BANK	0.15	7/19/2013	0.15	\$ 101,526.12	\$ 101,526.12	\$ 101,526.12	7/20/2011
206760	303 REG	LD1200244	WESTFIELD BANK, FSB	0.15	7/19/2013	0.15	\$ 44,000.00	\$ 44,000.00	\$ 44,000.00	7/20/2011
206761	303 REG	LD1200251	CORTLAND SAVINGS & BANKING CO	0.15	7/19/2013	0.15	\$ 275,201.81	\$ 275,201.81	\$ 275,201.81	7/20/2011
206762	303 REG	LD1200269	FIRST FINANCIAL BANK, NA	0.15	7/19/2013	0.15	\$ 121,582.49	\$ 121,582.49	\$ 121,582.49	7/20/2011
206787	303 REG	LD1200277	NORTH VALLEY BANK	0.15	7/19/2013	0.15	\$ 287,000.00	\$ 287,000.00	\$ 287,000.00	7/21/2011
206788	303 REG	LD1200285	NORTH VALLEY BANK	0.15	7/19/2013	0.15	\$ 300,000.00	\$ 300,000.00	\$ 300,000.00	7/21/2011
206790	303 REG	LD1200293	WESBANCO BANK, INC	0.15	7/19/2013	0.15	\$ 348,000.00	\$ 348,000.00	\$ 348,000.00	7/21/2011

PGM: INVS\_MONTHEND\_INVENTORY  
 SOURCE: VisualQED  
 MODEL: INVENTORY  
 BASIS: SETTLEMENT  
 AS-OF: 9/30/2011

**JOSH MANDEL  
 TREASURER, STATE OF OHIO**

INVESTMENT INVENTORY  
 SETTLED POSITIONS AS OF: 09/30/11

INVT#	FUND	CUSIP	DESCRIPTION	RATE	MATURITY	YIELD	PAR AMOUNT	BOOK VALUE	MARKET VALUE	1ST PUR
206791	303 REG	LD1200301	FIRST NATIONAL BANK, PANDORA	0.15	7/19/2013	0.15	\$ 87,117.98	\$ 87,117.98	\$ 87,117.98	7/21/2011
206807	303 REG	LD1200319	FIRST STATE BANK OF ADAMS COUNTY	0.15	7/22/2013	0.15	\$ 200,000.00	\$ 200,000.00	\$ 200,000.00	7/22/2011
206808	303 REG	LD1200327	FIRST STATE BANK OF ADAMS COUNTY	0.15	7/22/2013	0.15	\$ 400,000.00	\$ 400,000.00	\$ 400,000.00	7/22/2011
206809	303 REG	LD1200335	WESTFIELD BANK, FSB	0.15	7/22/2013	0.15	\$ 400,000.00	\$ 400,000.00	\$ 400,000.00	7/22/2011
206811	303 REG	LD1200343	FORT JENNINGS STATE BANK	0.15	7/25/2013	0.15	\$ 269,000.00	\$ 269,000.00	\$ 269,000.00	7/25/2011
206812	303 REG	LD1200350	GENOA BANKING COMPANY	0.15	7/25/2013	0.15	\$ 400,000.00	\$ 400,000.00	\$ 400,000.00	7/25/2011
206822	303 REG	LD1200368	FARMERS NATIONAL BANK, CANFIELD	0.15	7/26/2013	0.15	\$ 43,679.37	\$ 43,679.37	\$ 43,679.37	7/26/2011
206823	303 REG	LD1200376	CROGHAN COLONIAL BANK	0.15	7/26/2013	0.15	\$ 153,269.58	\$ 153,269.58	\$ 153,269.58	7/26/2011
206839	303 REG	LD1200384	FIRST FINANCIAL BANK, NA	0.15	7/26/2013	0.15	\$ 400,000.00	\$ 400,000.00	\$ 400,000.00	7/27/2011
206859	303 REG	LD1200392	SIGNATURE BANK, N.A.	0.15	7/26/2013	0.15	\$ 323,535.80	\$ 323,535.80	\$ 323,535.80	7/28/2011
206860	303 REG	LD1200400	SIGNATURE BANK, N.A.	0.15	7/26/2013	0.15	\$ 400,000.00	\$ 400,000.00	\$ 400,000.00	7/28/2011
206864	303 REG	LD1200418	FARMERS & MERCHANTS STATE BANK	0.15	7/29/2013	0.15	\$ 243,033.73	\$ 243,033.73	\$ 243,033.73	7/29/2011
206883	303 REG	LD1200426	AMERICAN SAVINGS BANK, FSB	0.15	8/1/2013	0.15	\$ 400,000.00	\$ 400,000.00	\$ 400,000.00	8/1/2011
206884	303 REG	LD1200434	FIRST NATIONAL BANK, PANDORA	0.15	8/1/2013	0.15	\$ 65,800.00	\$ 65,800.00	\$ 65,800.00	8/1/2011
206896	303 REG	LD1200442	OLD FORT BANKING COMPANY	0.15	8/2/2013	0.15	\$ 371,156.80	\$ 371,156.80	\$ 371,156.80	8/2/2011
206902	303 REG	LD1200459	HUNTINGTON NATIONAL BANK, NA	0.15	8/2/2013	0.15	\$ 18,227.00	\$ 18,227.00	\$ 18,227.00	8/3/2011
206903	303 REG	LD1200467	HUNTINGTON NATIONAL BANK, NA	0.15	8/2/2013	0.15	\$ 150,000.00	\$ 150,000.00	\$ 150,000.00	8/3/2011
206948	303 REG	LD1200475	FORT JENNINGS STATE BANK	0.15	8/5/2013	0.15	\$ 225,000.00	\$ 225,000.00	\$ 225,000.00	8/5/2011
206949	303 REG	LD1200483	FIRST NATIONAL BANK, BELLEVUE	0.15	8/5/2013	0.15	\$ 179,484.00	\$ 179,484.00	\$ 179,484.00	8/5/2011
206972	303 REG	LD1200491	HUNTINGTON NATIONAL BANK, NA	0.15	8/8/2013	0.15	\$ 400,000.00	\$ 400,000.00	\$ 400,000.00	8/8/2011
206993	303 REG	LD1200509	FIRST NATIONAL BANK, PANDORA	0.15	8/9/2013	0.15	\$ 400,000.00	\$ 400,000.00	\$ 400,000.00	8/9/2011
206994	303 REG	LD1200517	CORTLAND SAVINGS & BANKING CO	0.15	8/9/2013	0.15	\$ 317,131.08	\$ 317,131.08	\$ 317,131.08	8/9/2011
206995	303 REG	LD1200525	LAKE NATIONAL BANK	0.15	8/9/2013	0.15	\$ 87,959.00	\$ 87,959.00	\$ 87,959.00	8/9/2011
207019	303 REG	LD1200533	CITIZENS NATIONAL OF BLUFFTON	0.15	8/9/2013	0.15	\$ 154,157.27	\$ 154,157.27	\$ 154,157.27	8/10/2011
207020	303 REG	LD1200541	WESTFIELD BANK, FSB	0.15	8/9/2013	0.15	\$ 400,000.00	\$ 400,000.00	\$ 400,000.00	8/10/2011
207064	303 REG	LD1200558	HUNTINGTON NATIONAL BANK, NA	0.15	8/12/2013	0.15	\$ 400,000.00	\$ 400,000.00	\$ 400,000.00	8/12/2011
207086	303 REG	LD1200566	SIGNATURE BANK, N.A.	0.15	8/15/2013	0.15	\$ 200,000.00	\$ 200,000.00	\$ 200,000.00	8/15/2011
207107	303 REG	LD1200574	FARMERS & MERCHANTS STATE BANK	0.15	8/16/2013	0.15	\$ 19,248.00	\$ 19,248.00	\$ 19,248.00	8/16/2011
207108	303 REG	LD1200582	FIRST FEDERAL BANK OF THE MIDWEST	0.15	8/16/2013	0.15	\$ 400,000.00	\$ 400,000.00	\$ 400,000.00	8/16/2011
207109	303 REG	LD1200590	HUNTINGTON NATIONAL BANK, NA	0.15	8/16/2013	0.15	\$ 198,805.00	\$ 198,805.00	\$ 198,805.00	8/16/2011
207122	303 REG	LD1200608	CITIZENS SAVINGS BANK, MARTINS F	0.15	8/16/2013	0.15	\$ 380,455.02	\$ 380,455.02	\$ 380,455.02	8/17/2011
207125	303 REG	LD1200616	FIRST FINANCIAL BANK, NA	0.15	8/16/2013	0.15	\$ 99,900.00	\$ 99,900.00	\$ 99,900.00	8/17/2011
207126	303 REG	LD1200624	CONSUMERS NATIONAL BANK	0.15	8/16/2013	0.15	\$ 72,318.06	\$ 72,318.06	\$ 72,318.06	8/17/2011
207157	303 REG	LD1200632	HUNTINGTON NATIONAL BANK, NA	0.15	8/19/2013	0.15	\$ 400,000.00	\$ 400,000.00	\$ 400,000.00	8/19/2011
207158	303 REG	LD1200640	COMMERCIAL & SAVINGS BANK, MILLE	0.15	8/19/2013	0.15	\$ 250,000.00	\$ 250,000.00	\$ 250,000.00	8/19/2011
207159	303 REG	LD1200657	WESTFIELD BANK, FSB	0.15	8/19/2013	0.15	\$ 400,000.00	\$ 400,000.00	\$ 400,000.00	8/19/2011
207171	303 REG	LD1200665	HUNTINGTON NATIONAL BANK, NA	0.15	8/22/2013	0.15	\$ 97,151.00	\$ 97,151.00	\$ 97,151.00	8/22/2011
207172	303 REG	LD1200673	U.S. BANK, N.A.	0.15	8/22/2013	0.15	\$ 100,423.12	\$ 100,423.12	\$ 100,423.12	8/22/2011
207173	303 REG	LD1200681	AMERICAN SAVINGS BANK, FSB	0.15	8/22/2013	0.15	\$ 150,000.00	\$ 150,000.00	\$ 150,000.00	8/22/2011
207216	303 REG	LD1200699	HUNTINGTON NATIONAL BANK, NA	0.15	8/23/2013	0.15	\$ 190,000.00	\$ 190,000.00	\$ 190,000.00	8/24/2011
207226	303 REG	LD1200707	RIVERHILLS BANK	0.15	8/23/2013	0.15	\$ 289,442.10	\$ 289,442.10	\$ 289,442.10	8/25/2011
207251	303 REG	LD1200715	FIRST NATIONAL BANK, BELLEVUE	0.15	8/26/2013	0.15	\$ 200,000.00	\$ 200,000.00	\$ 200,000.00	8/26/2011
207252	303 REG	LD1200723	CITIZENS NATIONAL OF BLUFFTON	0.15	8/26/2013	0.15	\$ 104,303.49	\$ 104,303.49	\$ 104,303.49	8/26/2011
207268	303 REG	LD1200749	HUNTINGTON NATIONAL BANK, NA	0.15	8/30/2013	0.15	\$ 400,000.00	\$ 400,000.00	\$ 400,000.00	8/30/2011
207269	303 REG	LD1200756	FIRST FINANCIAL BANK, NA	0.15	8/30/2013	0.15	\$ 64,043.77	\$ 64,043.77	\$ 64,043.77	8/30/2011
207284	303 REG	LD1200764	LIBERTY NATIONAL BANK	0.15	8/30/2013	0.15	\$ 400,000.00	\$ 400,000.00	\$ 400,000.00	8/31/2011
207285	303 REG	LD1200772	COMMERCIAL SAVINGS BANK, UPPER S	0.15	8/30/2013	0.15	\$ 100,000.00	\$ 100,000.00	\$ 100,000.00	8/31/2011
207293	303 REG	LD1200780	FIRST NATIONAL BANK, PANDORA	0.15	8/30/2013	0.15	\$ 128,000.00	\$ 128,000.00	\$ 128,000.00	9/1/2011
207336	303 REG	LD1200798	AMERICAN SAVINGS BANK, FSB	0.15	8/30/2013	0.15	\$ 92,825.00	\$ 92,825.00	\$ 92,825.00	9/1/2011
207297	303 REG	LD1200806	AMERICAN SAVINGS BANK, FSB	0.15	8/30/2013	0.15	\$ 150,000.00	\$ 150,000.00	\$ 150,000.00	9/1/2011
207298	303 REG	LD1200814	HUNTINGTON NATIONAL BANK, NA	0.15	8/30/2013	0.15	\$ 400,000.00	\$ 400,000.00	\$ 400,000.00	9/1/2011
207313	303 REG	LD1200822	OLD FORT BANKING COMPANY	0.15	8/30/2013	0.15	\$ 374,170.04	\$ 374,170.04	\$ 374,170.04	9/2/2011
207314	303 REG	LD1200830	COMMUNITY FIRST BANK	0.15	8/30/2013	0.15	\$ 53,701.11	\$ 53,701.11	\$ 53,701.11	9/2/2011
207323	303 REG	LD1200848	HUNTINGTON NATIONAL BANK, NA	0.15	9/6/2013	0.15	\$ 400,000.00	\$ 400,000.00	\$ 400,000.00	9/6/2011
207324	303 REG	LD1200855	HUNTINGTON NATIONAL BANK, NA	0.15	9/6/2013	0.15	\$ 28,600.00	\$ 28,600.00	\$ 28,600.00	9/6/2011
207337	303 REG	LD1200863	CITIZENS SAVINGS BANK, MARTINS F	0.15	9/6/2013	0.15	\$ 185,211.99	\$ 185,211.99	\$ 185,211.99	9/7/2011
207360	303 REG	LD1200871	CITIZENS SAVINGS BANK, MARTINS F	0.15	9/9/2013	0.15	\$ 400,000.00	\$ 400,000.00	\$ 400,000.00	9/9/2011
207361	303 REG	LD1200889	FIRST FINANCIAL BANK, NA	0.15	9/9/2013	0.15	\$ 150,000.00	\$ 150,000.00	\$ 150,000.00	9/9/2011

PGM: INVS\_MONTHEND\_INVENTORY  
 SOURCE: VisualQED  
 MODEL: INVENTORY  
 BASIS: SETTLEMENT  
 AS-OF: 9/30/2011

**JOSH MANDEL**  
**TREASURER, STATE OF OHIO**

INVESTMENT INVENTORY  
 SETTLED POSITIONS AS OF: 09/30/11

INVT#	FUND	CUSIP	DESCRIPTION	RATE	MATURITY	YIELD	PAR AMOUNT	BOOK VALUE	MARKET VALUE	1ST PUR
207362	303 REG	LD1200897	OLD FORT BANKING COMPANY	0.15	9/9/2013	0.15	\$ 109,022.49	\$ 109,022.49	\$ 109,022.49	9/9/2011
207363	303 REG	LD1200905	CORTLAND SAVINGS & BANKING CO	0.15	9/9/2013	0.15	\$ 327,395.46	\$ 327,395.46	\$ 327,395.46	9/9/2011
207364	303 REG	LD1200913	HUNTINGTON NATIONAL BANK, NA	0.15	9/9/2013	0.15	\$ 215,434.37	\$ 215,434.37	\$ 215,434.37	9/9/2011
207365	303 REG	LD1200921	PARK NATIONAL BANK	0.15	9/9/2013	0.15	\$ 45,964.91	\$ 45,964.91	\$ 45,964.91	9/9/2011
207387	303 REG	LD1200939	WESTFIELD BANK, FSB	0.15	9/12/2013	0.15	\$ 248,000.00	\$ 248,000.00	\$ 248,000.00	9/12/2011
207391	303 REG	LD1200947	U.S. BANK, N.A.	0.15	9/13/2013	0.15	\$ 400,000.00	\$ 400,000.00	\$ 400,000.00	9/13/2011
207422	303 REG	LD1200954	WESTFIELD BANK, FSB	0.15	9/13/2013	0.15	\$ 100,000.00	\$ 100,000.00	\$ 100,000.00	9/15/2011
207454	303 REG	LD1200962	FIRST NATIONAL BANK, PANDORA	0.15	9/19/2013	0.15	\$ 246,790.15	\$ 246,790.15	\$ 246,790.15	9/19/2011
207455	303 REG	LD1200970	VINTON COUNTY NATIONAL BANK	0.15	9/19/2013	0.15	\$ 120,036.82	\$ 120,036.82	\$ 120,036.82	9/19/2011
207460	303 REG	LD1200996	U.S. BANK, N.A.	0.15	9/20/2013	0.15	\$ 270,139.27	\$ 270,139.27	\$ 270,139.27	9/20/2011
207502	303 REG	LD1201002	HUNTINGTON NATIONAL BANK, NA	0.15	9/20/2013	0.15	\$ 97,140.59	\$ 97,140.59	\$ 97,140.59	9/21/2011
207503	303 REG	LD1201010	HUNTINGTON NATIONAL BANK, NA	0.15	9/20/2013	0.15	\$ 400,000.00	\$ 400,000.00	\$ 400,000.00	9/21/2011
207537	303 REG	LD1201028	HUNTINGTON NATIONAL BANK, NA	0.15	9/26/2013	0.15	\$ 250,000.00	\$ 250,000.00	\$ 250,000.00	9/26/2011
207559	303 REG	LD1201036	FIRST NATIONAL BANK, BELLEVUE	0.15	9/27/2013	0.15	\$ 335,218.66	\$ 335,218.66	\$ 335,218.66	9/27/2011
207560	303 REG	LD1201044	PORTAGE COMMUNITY BANK	0.15	9/27/2013	0.15	\$ 51,204.93	\$ 51,204.93	\$ 51,204.93	9/27/2011
207561	303 REG	LD1201051	CITIZENS SAVINGS BANK, MARTINS F	0.15	9/27/2013	0.15	\$ 183,246.57	\$ 183,246.57	\$ 183,246.57	9/27/2011
207562	303 REG	LD1201069	NATIONAL BANK & TRUST COMPANY	0.15	9/27/2013	0.15	\$ 89,435.70	\$ 89,435.70	\$ 89,435.70	9/27/2011
207580	303 REG	LD1201077	HUNTINGTON NATIONAL BANK, NA	0.15	9/27/2013	0.15	\$ 321,000.00	\$ 321,000.00	\$ 321,000.00	9/28/2011
207582	303 REG	LD1201085	HUNTINGTON NATIONAL BANK, NA	0.15	9/27/2013	0.15	\$ 365,500.00	\$ 365,500.00	\$ 365,500.00	9/28/2011
207583	303 REG	LD1201093	HUNTINGTON NATIONAL BANK, NA	0.15	9/27/2013	0.15	\$ 400,000.00	\$ 400,000.00	\$ 400,000.00	9/28/2011
207584	303 REG	LD1201101	HUNTINGTON NATIONAL BANK, NA	0.15	9/27/2013	0.15	\$ 400,000.00	\$ 400,000.00	\$ 400,000.00	9/28/2011
207585	303 REG	LD1201119	COMMUNITY BANK, CROOKSVILLE	0.15	9/27/2013	0.15	\$ 400,000.00	\$ 400,000.00	\$ 400,000.00	9/28/2011
207598	303 REG	LD1201127	WESBANCO BANK, INC	0.15	9/27/2013	0.15	\$ 113,991.82	\$ 113,991.82	\$ 113,991.82	9/29/2011
207599	303 REG	LD1201135	FIRST STATE BANK OF ADAMS COUNTY	0.15	9/27/2013	0.15	\$ 400,000.00	\$ 400,000.00	\$ 400,000.00	9/29/2011
207613	303 REG	LD1201143	HUNTINGTON NATIONAL BANK, NA	0.15	9/30/2013	0.15	\$ 25,000.00	\$ 25,000.00	\$ 25,000.00	9/30/2011
207614	303 REG	LD1201150	HUNTINGTON NATIONAL BANK, NA	0.15	9/30/2013	0.15	\$ 55,000.00	\$ 55,000.00	\$ 55,000.00	9/30/2011
207615	303 REG	LD1201168	HUNTINGTON NATIONAL BANK, NA	0.15	9/30/2013	0.15	\$ 40,000.00	\$ 40,000.00	\$ 40,000.00	9/30/2011
207616	303 REG	LD1201176	HUNTINGTON NATIONAL BANK, NA	0.15	9/30/2013	0.15	\$ 75,000.00	\$ 75,000.00	\$ 75,000.00	9/30/2011
207618	303 REG	LD1201184	HUNTINGTON NATIONAL BANK, NA	0.15	9/30/2013	0.15	\$ 35,000.00	\$ 35,000.00	\$ 35,000.00	9/30/2011
207619	303 REG	LD1201192	HUNTINGTON NATIONAL BANK, NA	0.15	9/30/2013	0.15	\$ 94,954.56	\$ 94,954.56	\$ 94,954.56	9/30/2011
207620	303 REG	LD1201200	HUNTINGTON NATIONAL BANK, NA	0.15	9/30/2013	0.15	\$ 112,000.00	\$ 112,000.00	\$ 112,000.00	9/30/2011
207623	303 REG	LD1201218	HUNTINGTON NATIONAL BANK, NA	0.15	9/30/2013	0.15	\$ 120,000.00	\$ 120,000.00	\$ 120,000.00	9/30/2011
207624	303 REG	LD1201226	HUNTINGTON NATIONAL BANK, NA	0.15	9/30/2013	0.15	\$ 50,000.00	\$ 50,000.00	\$ 50,000.00	9/30/2011
207628	303 REG	LD1201234	HUNTINGTON NATIONAL BANK, NA	0.15	9/30/2013	0.15	\$ 349,900.00	\$ 349,900.00	\$ 349,900.00	9/30/2011
207629	303 REG	LD1201242	HUNTINGTON NATIONAL BANK, NA	0.15	9/30/2013	0.15	\$ 185,000.00	\$ 185,000.00	\$ 185,000.00	9/30/2011
							\$ 223,982,546.31	\$ 223,982,546.31	\$ 223,982,546.31	
205138	303 REG	AG1105174	FIRST CITIZENS NATIONAL BANK		4/12/2012	0.15	\$ 100,000.00	\$ 100,000.00	\$ 100,000.00	4/15/2011
205139	303 REG	AG1105182	FIRST CITIZENS NATIONAL BANK		4/12/2012	0.15	\$ 100,000.00	\$ 100,000.00	\$ 100,000.00	4/15/2011
205140	303 REG	AG1105190	FIRST CITIZENS NATIONAL BANK		4/12/2012	0.15	\$ 100,000.00	\$ 100,000.00	\$ 100,000.00	4/15/2011
205141	303 REG	AG1105208	FIRST CITIZENS NATIONAL BANK		4/12/2012	0.15	\$ 100,000.00	\$ 100,000.00	\$ 100,000.00	4/15/2011
205142	303 REG	AG1105216	FIRST CITIZENS NATIONAL BANK		4/12/2012	0.15	\$ 12,625.00	\$ 12,625.00	\$ 12,625.00	4/15/2011
205143	303 REG	AG1105224	FIRST CITIZENS NATIONAL BANK		4/12/2012	0.15	\$ 100,000.00	\$ 100,000.00	\$ 100,000.00	4/15/2011
205144	303 REG	AG1105232	FIRST CITIZENS NATIONAL BANK		4/12/2012	0.15	\$ 100,000.00	\$ 100,000.00	\$ 100,000.00	4/15/2011
205145	303 REG	AG1105240	FIRST CITIZENS NATIONAL BANK		4/12/2012	0.15	\$ 100,000.00	\$ 100,000.00	\$ 100,000.00	4/15/2011
205146	303 REG	AG1105257	FIRST CITIZENS NATIONAL BANK		4/12/2012	0.15	\$ 100,000.00	\$ 100,000.00	\$ 100,000.00	4/15/2011
205147	303 REG	AG1105265	FIRST CITIZENS NATIONAL BANK		4/12/2012	0.15	\$ 100,000.00	\$ 100,000.00	\$ 100,000.00	4/15/2011
205148	303 REG	AG1105273	FIRST CITIZENS NATIONAL BANK		4/12/2012	0.15	\$ 100,000.00	\$ 100,000.00	\$ 100,000.00	4/15/2011
205149	303 REG	AG1105281	FIRST CITIZENS NATIONAL BANK		4/12/2012	0.15	\$ 100,000.00	\$ 100,000.00	\$ 100,000.00	4/15/2011
205150	303 REG	AG1105299	FIRST FINANCIAL BANK, NA		4/12/2012	0.15	\$ 50,000.00	\$ 50,000.00	\$ 50,000.00	4/15/2011
205151	303 REG	AG1105307	NCB, FSB		4/12/2012	0.15	\$ 100,000.00	\$ 100,000.00	\$ 100,000.00	4/15/2011
205152	303 REG	AG1105315	NCB, FSB		4/12/2012	0.15	\$ 100,000.00	\$ 100,000.00	\$ 100,000.00	4/15/2011
205396	303 REG	AG1105414	LIBERTY NATIONAL BANK		4/12/2012		\$ 100,000.00	\$ 100,000.00	\$ 100,000.00	5/2/2011
205398	303 REG	AG1105422	LIBERTY NATIONAL BANK		4/12/2012		\$ 100,000.00	\$ 100,000.00	\$ 100,000.00	5/2/2011
205399	303 REG	AG1105430	LIBERTY NATIONAL BANK		4/12/2012		\$ 100,000.00	\$ 100,000.00	\$ 100,000.00	5/2/2011
205400	303 REG	AG1105455	LIBERTY NATIONAL BANK		4/12/2012		\$ 100,000.00	\$ 100,000.00	\$ 100,000.00	5/2/2011
205401	303 REG	AG1105463	LIBERTY NATIONAL BANK		4/12/2012		\$ 100,000.00	\$ 100,000.00	\$ 100,000.00	5/2/2011
205402	303 REG	AG1105471	LIBERTY NATIONAL BANK		4/12/2012		\$ 100,000.00	\$ 100,000.00	\$ 100,000.00	5/2/2011

PGM: INVS\_MONTHEND\_INVENTORY  
 SOURCE: VisualQED  
 MODEL: INVENTORY  
 BASIS: SETTLEMENT  
 AS-OF: 9/30/2011

**JOSH MANDEL**  
**TREASURER, STATE OF OHIO**

INVESTMENT INVENTORY  
 SETTLED POSITIONS AS OF: 09/30/11

INVT#	FUND	CUSIP	DESCRIPTION	RATE	MATURITY	YIELD	PAR AMOUNT	BOOK VALUE	MARKET VALUE	1ST PUR
205403	303 REG	AG1105489	LIBERTY NATIONAL BANK		4/12/2012		\$ 100,000.00	\$ 100,000.00	\$ 100,000.00	5/2/2011
205404	303 REG	AG1105497	LIBERTY NATIONAL BANK		4/12/2012		\$ 100,000.00	\$ 100,000.00	\$ 100,000.00	5/2/2011
205405	303 REG	AG1105505	LIBERTY NATIONAL BANK		4/12/2012		\$ 100,000.00	\$ 100,000.00	\$ 100,000.00	5/2/2011
205441	303 REG	AG1105513	NCB, FSB		4/12/2012	0.15	\$ 100,000.00	\$ 100,000.00	\$ 100,000.00	5/3/2011
205591	303 REG	AG1105554	NCB, FSB		4/12/2012	0.15	\$ 60,000.00	\$ 60,000.00	\$ 60,000.00	5/11/2011
205592	303 REG	AG1105562	NCB, FSB		4/12/2012	0.15	\$ 100,000.00	\$ 100,000.00	\$ 100,000.00	5/11/2011
205780	303 REG	AG1105679	FIRST NATIONAL BANK, PANDORA		4/12/2012		\$ 6,537.31	\$ 6,537.31	\$ 6,537.31	5/23/2011
205782	303 REG	AG1105695	PNC BANK, NA		4/12/2012		\$ 100,000.00	\$ 100,000.00	\$ 100,000.00	5/23/2011
205783	303 REG	AG1105703	PNC BANK, NA		4/12/2012		\$ 75,000.00	\$ 75,000.00	\$ 75,000.00	5/23/2011
205784	303 REG	AG1105711	PNC BANK, NA		4/12/2012		\$ 100,000.00	\$ 100,000.00	\$ 100,000.00	5/23/2011
205785	303 REG	AG1105729	PNC BANK, NA		4/12/2012		\$ 100,000.00	\$ 100,000.00	\$ 100,000.00	5/23/2011
205787	303 REG	AG1105737	PNC BANK, NA		4/12/2012		\$ 100,000.00	\$ 100,000.00	\$ 100,000.00	5/23/2011
205788	303 REG	AG1105745	PNC BANK, NA		4/12/2012		\$ 100,000.00	\$ 100,000.00	\$ 100,000.00	5/23/2011
205789	303 REG	AG1105752	PNC BANK, NA		4/12/2012		\$ 100,000.00	\$ 100,000.00	\$ 100,000.00	5/23/2011
205790	303 REG	AG1105760	PNC BANK, NA		4/12/2012		\$ 100,000.00	\$ 100,000.00	\$ 100,000.00	5/23/2011
205791	303 REG	AG1105778	PNC BANK, NA		4/12/2012		\$ 100,000.00	\$ 100,000.00	\$ 100,000.00	5/23/2011
205792	303 REG	AG1105786	PNC BANK, NA		4/12/2012		\$ 50,000.00	\$ 50,000.00	\$ 50,000.00	5/23/2011
205793	303 REG	AG1105794	PNC BANK, NA		4/12/2012		\$ 100,000.00	\$ 100,000.00	\$ 100,000.00	5/23/2011
205794	303 REG	AG1105802	PNC BANK, NA		4/12/2012		\$ 50,000.00	\$ 50,000.00	\$ 50,000.00	5/23/2011
205795	303 REG	AG1105810	PNC BANK, NA		4/12/2012		\$ 55,000.00	\$ 55,000.00	\$ 55,000.00	5/23/2011
205796	303 REG	AG1105828	PNC BANK, NA		4/12/2012		\$ 100,000.00	\$ 100,000.00	\$ 100,000.00	5/23/2011
205797	303 REG	AG1105836	PNC BANK, NA		4/12/2012		\$ 35,000.00	\$ 35,000.00	\$ 35,000.00	5/23/2011
205798	303 REG	AG1105844	PNC BANK, NA		4/12/2012		\$ 100,000.00	\$ 100,000.00	\$ 100,000.00	5/23/2011
205799	303 REG	AG1105851	PNC BANK, NA		4/12/2012		\$ 55,000.00	\$ 55,000.00	\$ 55,000.00	5/23/2011
205800	303 REG	AG1105869	PNC BANK, NA		4/12/2012		\$ 100,000.00	\$ 100,000.00	\$ 100,000.00	5/23/2011
205801	303 REG	AG1105877	PNC BANK, NA		4/12/2012		\$ 50,000.00	\$ 50,000.00	\$ 50,000.00	5/23/2011
205802	303 REG	AG1105885	PNC BANK, NA		4/12/2012		\$ 100,000.00	\$ 100,000.00	\$ 100,000.00	5/23/2011
205804	303 REG	AG1105893	PNC BANK, NA		4/12/2012		\$ 100,000.00	\$ 100,000.00	\$ 100,000.00	5/23/2011
205805	303 REG	AG1105901	PNC BANK, NA		4/12/2012		\$ 20,000.00	\$ 20,000.00	\$ 20,000.00	5/23/2011
205806	303 REG	AG1105919	PNC BANK, NA		4/12/2012		\$ 100,000.00	\$ 100,000.00	\$ 100,000.00	5/23/2011
205807	303 REG	AG1105927	PNC BANK, NA		4/12/2012		\$ 75,000.00	\$ 75,000.00	\$ 75,000.00	5/23/2011
205808	303 REG	AG1105935	PNC BANK, NA		4/12/2012		\$ 75,000.00	\$ 75,000.00	\$ 75,000.00	5/23/2011
205809	303 REG	AG1105943	PNC BANK, NA		4/12/2012		\$ 35,000.00	\$ 35,000.00	\$ 35,000.00	5/23/2011
205810	303 REG	AG1105950	PNC BANK, NA		4/12/2012		\$ 30,000.00	\$ 30,000.00	\$ 30,000.00	5/23/2011
205811	303 REG	AG1105968	PNC BANK, NA		4/12/2012		\$ 50,000.00	\$ 50,000.00	\$ 50,000.00	5/23/2011
205812	303 REG	AG1105976	PNC BANK, NA		4/12/2012		\$ 75,000.00	\$ 75,000.00	\$ 75,000.00	5/23/2011
205813	303 REG	AG1105984	PNC BANK, NA		4/12/2012		\$ 100,000.00	\$ 100,000.00	\$ 100,000.00	5/23/2011
205814	303 REG	AG1105992	PNC BANK, NA		4/12/2012		\$ 100,000.00	\$ 100,000.00	\$ 100,000.00	5/23/2011
205815	303 REG	AG1106008	PNC BANK, NA		4/12/2012		\$ 100,000.00	\$ 100,000.00	\$ 100,000.00	5/23/2011
205816	303 REG	AG1106016	PNC BANK, NA		4/12/2012		\$ 50,000.00	\$ 50,000.00	\$ 50,000.00	5/23/2011
205817	303 REG	AG1106024	PNC BANK, NA		4/12/2012		\$ 65,000.00	\$ 65,000.00	\$ 65,000.00	5/23/2011
205818	303 REG	AG1106032	PNC BANK, NA		4/12/2012		\$ 50,000.00	\$ 50,000.00	\$ 50,000.00	5/23/2011
205819	303 REG	AG1106040	PNC BANK, NA		4/12/2012		\$ 100,000.00	\$ 100,000.00	\$ 100,000.00	5/23/2011
205820	303 REG	AG1106057	PNC BANK, NA		4/12/2012		\$ 100,000.00	\$ 100,000.00	\$ 100,000.00	5/23/2011
205821	303 REG	AG1106065	PNC BANK, NA		4/12/2012		\$ 100,000.00	\$ 100,000.00	\$ 100,000.00	5/23/2011
205822	303 REG	AG1106073	PNC BANK, NA		4/12/2012		\$ 100,000.00	\$ 100,000.00	\$ 100,000.00	5/23/2011
205823	303 REG	AG1106081	PNC BANK, NA		4/12/2012		\$ 100,000.00	\$ 100,000.00	\$ 100,000.00	5/23/2011
205824	303 REG	AG1106099	PNC BANK, NA		4/12/2012		\$ 25,000.00	\$ 25,000.00	\$ 25,000.00	5/23/2011
205825	303 REG	AG1106107	PNC BANK, NA		4/12/2012		\$ 100,000.00	\$ 100,000.00	\$ 100,000.00	5/23/2011
205826	303 REG	AG1106115	PNC BANK, NA		4/12/2012		\$ 100,000.00	\$ 100,000.00	\$ 100,000.00	5/23/2011
205827	303 REG	AG1106123	PNC BANK, NA		4/12/2012		\$ 100,000.00	\$ 100,000.00	\$ 100,000.00	5/23/2011
205828	303 REG	AG1106131	PNC BANK, NA		4/12/2012		\$ 100,000.00	\$ 100,000.00	\$ 100,000.00	5/23/2011
205829	303 REG	AG1106149	PNC BANK, NA		4/12/2012		\$ 100,000.00	\$ 100,000.00	\$ 100,000.00	5/23/2011
205830	303 REG	AG1106156	PNC BANK, NA		4/12/2012		\$ 100,000.00	\$ 100,000.00	\$ 100,000.00	5/23/2011
205831	303 REG	AG1106164	PNC BANK, NA		4/12/2012		\$ 90,000.00	\$ 90,000.00	\$ 90,000.00	5/23/2011
205832	303 REG	AG1106172	PNC BANK, NA		4/12/2012		\$ 100,000.00	\$ 100,000.00	\$ 100,000.00	5/23/2011
205833	303 REG	AG1106180	PNC BANK, NA		4/12/2012		\$ 40,000.00	\$ 40,000.00	\$ 40,000.00	5/23/2011
205834	303 REG	AG1106198	PNC BANK, NA		4/12/2012		\$ 100,000.00	\$ 100,000.00	\$ 100,000.00	5/23/2011

PGM: INVS\_MONTHEND\_INVENTORY  
 SOURCE: VisualQED  
 MODEL: INVENTORY  
 BASIS: SETTLEMENT  
 AS-OF: 9/30/2011

**JOSH MANDEL  
 TREASURER, STATE OF OHIO**

INVESTMENT INVENTORY  
 SETTLED POSITIONS AS OF: 09/30/11

INVT#	FUND	CUSIP	DESCRIPTION	RATE	MATURITY	YIELD	PAR AMOUNT	BOOK VALUE	MARKET VALUE	1ST PUR
205835	303 REG	AG1106206	PNC BANK, NA		4/12/2012		\$ 100,000.00	\$ 100,000.00	\$ 100,000.00	5/23/2011
205836	303 REG	AG1106214	PNC BANK, NA		4/12/2012		\$ 17,000.00	\$ 17,000.00	\$ 17,000.00	5/23/2011
205837	303 REG	AG1106222	PNC BANK, NA		4/12/2012		\$ 50,000.00	\$ 50,000.00	\$ 50,000.00	5/23/2011
205838	303 REG	AG1106230	PNC BANK, NA		4/12/2012		\$ 50,000.00	\$ 50,000.00	\$ 50,000.00	5/23/2011
205839	303 REG	AG1106248	PNC BANK, NA		4/12/2012		\$ 40,000.00	\$ 40,000.00	\$ 40,000.00	5/23/2011
205903	303 REG	AG1106255	NCB, FSB		4/12/2012		\$ 100,000.00	\$ 100,000.00	\$ 100,000.00	5/26/2011
205904	303 REG	AG1106263	NCB, FSB		4/12/2012		\$ 100,000.00	\$ 100,000.00	\$ 100,000.00	5/26/2011
205920	303 REG	AG1106271	NCB, FSB		4/12/2012		\$ 75,000.00	\$ 75,000.00	\$ 75,000.00	5/27/2011
205921	303 REG	AG1106289	NCB, FSB		4/12/2012		\$ 100,000.00	\$ 100,000.00	\$ 100,000.00	5/27/2011
205923	303 REG	AG1106297	NCB, FSB		4/12/2012		\$ 100,000.00	\$ 100,000.00	\$ 100,000.00	5/27/2011
206271	303 REG	AG1106313	OLD FORT BANKING COMPANY		4/12/2012	0.15	\$ 100,000.00	\$ 100,000.00	\$ 100,000.00	6/16/2011
206272	303 REG	AG1106321	LIBERTY NATIONAL BANK		4/12/2012		\$ 100,000.00	\$ 100,000.00	\$ 100,000.00	6/16/2011
206273	303 REG	AG1106339	LIBERTY NATIONAL BANK		4/12/2012	0.15	\$ 50,000.00	\$ 50,000.00	\$ 50,000.00	6/16/2011
206274	303 REG	AG1106347	FIRST CITIZENS NATIONAL BANK		4/12/2012	0.15	\$ 100,000.00	\$ 100,000.00	\$ 100,000.00	6/16/2011
206384	303 REG	AG1106354	FIRST CITIZENS NATIONAL BANK		4/12/2012	0.40	\$ 45,000.00	\$ 45,000.00	\$ 45,000.00	6/21/2011
206385	303 REG	AG1106362	FIRST CITIZENS NATIONAL BANK		4/12/2012	0.40	\$ 70,000.00	\$ 70,000.00	\$ 70,000.00	6/21/2011
206585	303 REG	AG1106370	NCB, FSB		4/12/2012		\$ 75,000.00	\$ 75,000.00	\$ 75,000.00	7/1/2011
206586	303 REG	AG1106388	NCB, FSB		4/12/2012		\$ 100,000.00	\$ 100,000.00	\$ 100,000.00	7/1/2011
							\$ 8,051,162.31	\$ 8,051,162.31	\$ 8,051,162.31	
204465	303 REG	LD11B0384	NATIONWIDE BANK	0.50	10/5/2011	0.50	\$ 5,000,000.00	\$ 5,000,000.00	\$ 5,000,000.00	4/6/2011
204466	303 REG	LD11B0392	WAYNE SAVINGS COMMUNITY BANK	0.50	10/5/2011	0.50	\$ 500,000.00	\$ 500,000.00	\$ 500,000.00	4/6/2011
206756	304 REG	LD12B0069	BIDOHIO	0.30	10/19/2011	0.30	\$ 1,000,000.00	\$ 1,000,000.00	\$ 1,000,000.00	7/20/2011
205451	303 REG	LD11B0426	HENRY COUNTY BANK	0.60	11/2/2011	0.60	\$ 1,000,000.00	\$ 1,000,000.00	\$ 1,000,000.00	5/4/2011
207118	304 REG	LD12B0077	BIDOHIO	0.40	11/16/2011	0.40	\$ 2,700,000.00	\$ 2,700,000.00	\$ 2,700,000.00	8/17/2011
207472	304 REG	LD12B0085	BIDOHIO	0.30	12/21/2011	0.30	\$ 2,500,000.00	\$ 2,500,000.00	\$ 2,500,000.00	9/21/2011
206603	303 REG	LD12B0002	HENRY COUNTY BANK	0.60	1/4/2012	0.60	\$ 500,000.00	\$ 500,000.00	\$ 500,000.00	7/6/2011
206604	303 REG	LD12B0010	HEARTLAND BANK	0.60	1/4/2012	0.60	\$ 1,000,000.00	\$ 1,000,000.00	\$ 1,000,000.00	7/6/2011
206605	303 REG	LD12B0028	HEARTLAND BANK	0.60	1/4/2012	0.60	\$ 1,000,000.00	\$ 1,000,000.00	\$ 1,000,000.00	7/6/2011
206606	303 REG	LD12B0036	HEARTLAND BANK	0.60	1/4/2012	0.60	\$ 1,000,000.00	\$ 1,000,000.00	\$ 1,000,000.00	7/6/2011
206607	303 REG	LD12B0044	HEARTLAND BANK	0.60	1/4/2012	0.60	\$ 1,000,000.00	\$ 1,000,000.00	\$ 1,000,000.00	7/6/2011
206608	303 REG	LD12B0051	HEARTLAND BANK	0.60	1/4/2012	0.60	\$ 1,000,000.00	\$ 1,000,000.00	\$ 1,000,000.00	7/6/2011
							\$ 18,200,000.00	\$ 18,200,000.00	\$ 18,200,000.00	
204534	303 REG	AG1100019	FARMERS CITIZENS BANK, BUCYRUS		4/12/2012	0.15	\$ 15,500.00	\$ 15,500.00	\$ 15,500.00	4/11/2011
204535	303 REG	AG1100027	FARMERS CITIZENS BANK, BUCYRUS		4/12/2012	0.15	\$ 100,000.00	\$ 100,000.00	\$ 100,000.00	4/11/2011
204536	303 REG	AG1100035	FARMERS CITIZENS BANK, BUCYRUS		4/12/2012	0.15	\$ 50,000.00	\$ 50,000.00	\$ 50,000.00	4/11/2011
204537	303 REG	AG1100043	FARMERS CITIZENS BANK, BUCYRUS		4/12/2012	0.15	\$ 50,000.00	\$ 50,000.00	\$ 50,000.00	4/11/2011
204538	303 REG	AG1100050	FARMERS CITIZENS BANK, BUCYRUS		4/12/2012	0.15	\$ 100,000.00	\$ 100,000.00	\$ 100,000.00	4/11/2011
204539	303 REG	AG1100068	FARMERS CITIZENS BANK, BUCYRUS		4/12/2012	0.15	\$ 100,000.00	\$ 100,000.00	\$ 100,000.00	4/11/2011
204540	303 REG	AG1100076	FARMERS CITIZENS BANK, BUCYRUS		4/12/2012	0.15	\$ 50,000.00	\$ 50,000.00	\$ 50,000.00	4/11/2011
204541	303 REG	AG1100084	FARMERS CITIZENS BANK, BUCYRUS		4/12/2012	0.15	\$ 100,000.00	\$ 100,000.00	\$ 100,000.00	4/11/2011
204542	303 REG	AG1100092	FARMERS CITIZENS BANK, BUCYRUS		4/12/2012	0.15	\$ 100,000.00	\$ 100,000.00	\$ 100,000.00	4/11/2011
204543	303 REG	AG1100100	FARMERS CITIZENS BANK, BUCYRUS		4/12/2012	0.15	\$ 50,000.00	\$ 50,000.00	\$ 50,000.00	4/11/2011
204544	303 REG	AG1100118	FARMERS CITIZENS BANK, BUCYRUS		4/12/2012	0.15	\$ 50,000.00	\$ 50,000.00	\$ 50,000.00	4/11/2011
204545	303 REG	AG1100126	FARMERS CITIZENS BANK, BUCYRUS		4/12/2012	0.15	\$ 100,000.00	\$ 100,000.00	\$ 100,000.00	4/11/2011
204546	303 REG	AG1100134	FARMERS CITIZENS BANK, BUCYRUS		4/12/2012	0.15	\$ 100,000.00	\$ 100,000.00	\$ 100,000.00	4/11/2011
204547	303 REG	AG1100142	HUNTINGTON NATIONAL BANK, NA		4/12/2012	0.15	\$ 20,000.00	\$ 20,000.00	\$ 20,000.00	4/11/2011
204549	303 REG	AG1100159	HUNTINGTON NATIONAL BANK, NA		4/12/2012	0.15	\$ 100,000.00	\$ 100,000.00	\$ 100,000.00	4/11/2011
204550	303 REG	AG1100167	HUNTINGTON NATIONAL BANK, NA		4/12/2012	0.15	\$ 50,000.00	\$ 50,000.00	\$ 50,000.00	4/11/2011
204551	303 REG	AG1100175	HUNTINGTON NATIONAL BANK, NA		4/12/2012	0.15	\$ 100,000.00	\$ 100,000.00	\$ 100,000.00	4/11/2011
204552	303 REG	AG1100183	HUNTINGTON NATIONAL BANK, NA		4/12/2012	0.15	\$ 100,000.00	\$ 100,000.00	\$ 100,000.00	4/11/2011
204553	303 REG	AG1100191	HUNTINGTON NATIONAL BANK, NA		4/12/2012	0.15	\$ 100,000.00	\$ 100,000.00	\$ 100,000.00	4/11/2011
204554	303 REG	AG1100209	HUNTINGTON NATIONAL BANK, NA		4/12/2012	0.15	\$ 100,000.00	\$ 100,000.00	\$ 100,000.00	4/11/2011
204555	303 REG	AG1100217	HUNTINGTON NATIONAL BANK, NA		4/12/2012	0.15	\$ 90,000.00	\$ 90,000.00	\$ 90,000.00	4/11/2011
204556	303 REG	AG1100225	HUNTINGTON NATIONAL BANK, NA		4/12/2012	0.15	\$ 50,000.00	\$ 50,000.00	\$ 50,000.00	4/11/2011
204557	303 REG	AG1100233	HUNTINGTON NATIONAL BANK, NA		4/12/2012	0.15	\$ 8,000.00	\$ 8,000.00	\$ 8,000.00	4/11/2011
204558	303 REG	AG1100241	HUNTINGTON NATIONAL BANK, NA		4/12/2012	0.15	\$ 25,000.00	\$ 25,000.00	\$ 25,000.00	4/11/2011

PGM: INVS\_MONTHEND\_INVENTORY  
 SOURCE: VisualQED  
 MODEL: INVENTORY  
 BASIS: SETTLEMENT  
 AS-OF: 9/30/2011

**JOSH MANDEL  
 TREASURER, STATE OF OHIO**

INVESTMENT INVENTORY  
 SETTLED POSITIONS AS OF: 09/30/11

INVS#	FUND	CUSIP	DESCRIPTION	RATE	MATURITY	YIELD	PAR AMOUNT	BOOK VALUE	MARKET VALUE	1ST PUR
204559	303 REG	AG1100258	HUNTINGTON NATIONAL BANK, NA		4/12/2012	0.15 \$	100,000.00 \$	100,000.00 \$	100,000.00	4/11/2011
204560	303 REG	AG1100266	HUNTINGTON NATIONAL BANK, NA		4/12/2012	0.15 \$	15,000.00 \$	15,000.00 \$	15,000.00	4/11/2011
204561	303 REG	AG1100274	HUNTINGTON NATIONAL BANK, NA		4/12/2012	0.15 \$	100,000.00 \$	100,000.00 \$	100,000.00	4/11/2011
204562	303 REG	AG1100282	HUNTINGTON NATIONAL BANK, NA		4/12/2012	0.15 \$	60,000.00 \$	60,000.00 \$	60,000.00	4/11/2011
204563	303 REG	AG1100290	HUNTINGTON NATIONAL BANK, NA		4/12/2012	0.15 \$	100,000.00 \$	100,000.00 \$	100,000.00	4/11/2011
204564	303 REG	AG1100308	HUNTINGTON NATIONAL BANK, NA		4/12/2012	0.15 \$	50,000.00 \$	50,000.00 \$	50,000.00	4/11/2011
204565	303 REG	AG1100316	HUNTINGTON NATIONAL BANK, NA		4/12/2012	0.15 \$	50,000.00 \$	50,000.00 \$	50,000.00	4/11/2011
204566	303 REG	AG1100324	HUNTINGTON NATIONAL BANK, NA		4/12/2012	0.15 \$	40,000.00 \$	40,000.00 \$	40,000.00	4/11/2011
204567	303 REG	AG1100332	HUNTINGTON NATIONAL BANK, NA		4/12/2012	0.15 \$	100,000.00 \$	100,000.00 \$	100,000.00	4/11/2011
204568	303 REG	AG1100340	HUNTINGTON NATIONAL BANK, NA		4/12/2012	0.15 \$	100,000.00 \$	100,000.00 \$	100,000.00	4/11/2011
204569	303 REG	AG1100357	HUNTINGTON NATIONAL BANK, NA		4/12/2012	0.15 \$	100,000.00 \$	100,000.00 \$	100,000.00	4/11/2011
204571	303 REG	AG1100365	HUNTINGTON NATIONAL BANK, NA		4/12/2012	\$	100,000.00 \$	100,000.00 \$	100,000.00	4/11/2011
204572	303 REG	AG1100373	HUNTINGTON NATIONAL BANK, NA		4/12/2012	\$	100,000.00 \$	100,000.00 \$	100,000.00	4/11/2011
204573	303 REG	AG1100381	HUNTINGTON NATIONAL BANK, NA		4/12/2012	\$	100,000.00 \$	100,000.00 \$	100,000.00	4/11/2011
204574	303 REG	AG1100399	OLD NATIONAL BANK		4/12/2012	\$	100,000.00 \$	100,000.00 \$	100,000.00	4/11/2011
204575	303 REG	AG1100407	OLD NATIONAL BANK		4/12/2012	\$	80,000.00 \$	80,000.00 \$	80,000.00	4/11/2011
204576	303 REG	AG1100415	OLD NATIONAL BANK		4/12/2012	\$	100,000.00 \$	100,000.00 \$	100,000.00	4/11/2011
204577	303 REG	AG1100423	OLD NATIONAL BANK		4/12/2012	\$	80,000.00 \$	80,000.00 \$	80,000.00	4/11/2011
204578	303 REG	AG1100431	OLD NATIONAL BANK		4/12/2012	\$	70,000.00 \$	70,000.00 \$	70,000.00	4/11/2011
204579	303 REG	AG1100449	RICHWOOD BANKING COMPANY		4/12/2012	\$	100,000.00 \$	100,000.00 \$	100,000.00	4/11/2011
204580	303 REG	AG1100456	RICHWOOD BANKING COMPANY		4/12/2012	\$	100,000.00 \$	100,000.00 \$	100,000.00	4/11/2011
204581	303 REG	AG1100464	RICHWOOD BANKING COMPANY		4/12/2012	\$	100,000.00 \$	100,000.00 \$	100,000.00	4/11/2011
204582	303 REG	AG1100472	RICHWOOD BANKING COMPANY		4/12/2012	\$	80,000.00 \$	80,000.00 \$	80,000.00	4/11/2011
204583	303 REG	AG1100480	RICHWOOD BANKING COMPANY		4/12/2012	\$	75,000.00 \$	75,000.00 \$	75,000.00	4/11/2011
204584	303 REG	AG1100498	RICHWOOD BANKING COMPANY		4/12/2012	\$	100,000.00 \$	100,000.00 \$	100,000.00	4/11/2011
204585	303 REG	AG1100506	RICHWOOD BANKING COMPANY		4/12/2012	\$	100,000.00 \$	100,000.00 \$	100,000.00	4/11/2011
204586	303 REG	AG1100514	RICHWOOD BANKING COMPANY		4/12/2012	\$	100,000.00 \$	100,000.00 \$	100,000.00	4/11/2011
204587	303 REG	AG1100522	RICHWOOD BANKING COMPANY		4/12/2012	\$	75,000.00 \$	75,000.00 \$	75,000.00	4/11/2011
204588	303 REG	AG1100530	RICHWOOD BANKING COMPANY		4/12/2012	\$	100,000.00 \$	100,000.00 \$	100,000.00	4/11/2011
204589	303 REG	AG1100548	RICHWOOD BANKING COMPANY		4/12/2012	\$	100,000.00 \$	100,000.00 \$	100,000.00	4/11/2011
204590	303 REG	AG1100555	RICHWOOD BANKING COMPANY		4/12/2012	\$	100,000.00 \$	100,000.00 \$	100,000.00	4/11/2011
204592	303 REG	AG1100563	RICHWOOD BANKING COMPANY		4/12/2012	\$	100,000.00 \$	100,000.00 \$	100,000.00	4/11/2011
204591	303 REG	AG1100571	RICHWOOD BANKING COMPANY		4/12/2012	\$	100,000.00 \$	100,000.00 \$	100,000.00	4/11/2011
204593	303 REG	AG1100589	RICHWOOD BANKING COMPANY		4/12/2012	\$	100,000.00 \$	100,000.00 \$	100,000.00	4/11/2011
204594	303 REG	AG1100597	RICHWOOD BANKING COMPANY		4/12/2012	\$	70,000.00 \$	70,000.00 \$	70,000.00	4/11/2011
204596	303 REG	AG1100605	FIRST FEDERAL BANK OFTHE MIDWEST		4/12/2012	\$	100,000.00 \$	100,000.00 \$	100,000.00	4/11/2011
204597	303 REG	AG1100613	FIRST FEDERAL BANK OFTHE MIDWEST		4/12/2012	\$	75,000.00 \$	75,000.00 \$	75,000.00	4/11/2011
204598	303 REG	AG1100621	FIRST FEDERAL BANK OFTHE MIDWEST		4/12/2012	\$	100,000.00 \$	100,000.00 \$	100,000.00	4/11/2011
204599	303 REG	AG1100639	FIRST FEDERAL BANK OFTHE MIDWEST		4/12/2012	\$	60,000.00 \$	60,000.00 \$	60,000.00	4/11/2011
204600	303 REG	AG1100647	FIRST FEDERAL BANK OFTHE MIDWEST		4/12/2012	\$	35,000.00 \$	35,000.00 \$	35,000.00	4/11/2011
204601	303 REG	AG1100654	FIRST FEDERAL BANK OFTHE MIDWEST		4/12/2012	\$	100,000.00 \$	100,000.00 \$	100,000.00	4/11/2011
204602	303 REG	AG1100662	FIRST FEDERAL BANK OFTHE MIDWEST		4/12/2012	\$	60,000.00 \$	60,000.00 \$	60,000.00	4/11/2011
204603	303 REG	AG1100670	FIRST FEDERAL BANK OFTHE MIDWEST		4/12/2012	\$	100,000.00 \$	100,000.00 \$	100,000.00	4/11/2011
204604	303 REG	AG1100688	FIRST FEDERAL BANK OFTHE MIDWEST		4/12/2012	\$	100,000.00 \$	100,000.00 \$	100,000.00	4/11/2011
204605	303 REG	AG1100696	FIRST FEDERAL BANK OFTHE MIDWEST		4/12/2012	\$	100,000.00 \$	100,000.00 \$	100,000.00	4/11/2011
204606	303 REG	AG1100704	FIRST FEDERAL BANK OFTHE MIDWEST		4/12/2012	\$	40,000.00 \$	40,000.00 \$	40,000.00	4/11/2011
204607	303 REG	AG1100712	FIRST FEDERAL BANK OFTHE MIDWEST		4/12/2012	\$	100,000.00 \$	100,000.00 \$	100,000.00	4/11/2011
204608	303 REG	AG1100720	FIRST FEDERAL BANK OFTHE MIDWEST		4/12/2012	\$	100,000.00 \$	100,000.00 \$	100,000.00	4/11/2011
204609	303 REG	AG1100738	FIRST FEDERAL BANK OFTHE MIDWEST		4/12/2012	\$	100,000.00 \$	100,000.00 \$	100,000.00	4/11/2011
204610	303 REG	AG1100746	FIRST FEDERAL BANK OFTHE MIDWEST		4/12/2012	\$	100,000.00 \$	100,000.00 \$	100,000.00	4/11/2011
204611	303 REG	AG1100753	FIRST FEDERAL BANK OFTHE MIDWEST		4/12/2012	\$	75,000.00 \$	75,000.00 \$	75,000.00	4/11/2011
204612	303 REG	AG1100761	FIRST FEDERAL BANK OFTHE MIDWEST		4/12/2012	\$	100,000.00 \$	100,000.00 \$	100,000.00	4/11/2011
204613	303 REG	AG1100779	FIRST FEDERAL BANK OFTHE MIDWEST		4/12/2012	\$	100,000.00 \$	100,000.00 \$	100,000.00	4/11/2011
204614	303 REG	AG1100787	FIRST FEDERAL BANK OFTHE MIDWEST		4/12/2012	\$	60,000.00 \$	60,000.00 \$	60,000.00	4/11/2011
204615	303 REG	AG1100795	FIRST FEDERAL BANK OFTHE MIDWEST		4/12/2012	\$	100,000.00 \$	100,000.00 \$	100,000.00	4/11/2011
204616	303 REG	AG1100803	FIRST FEDERAL BANK OFTHE MIDWEST		4/12/2012	\$	100,000.00 \$	100,000.00 \$	100,000.00	4/11/2011
204617	303 REG	AG1100811	FIRST FEDERAL BANK OFTHE MIDWEST		4/12/2012	\$	100,000.00 \$	100,000.00 \$	100,000.00	4/11/2011
204618	303 REG	AG1100829	FIRST FEDERAL BANK OFTHE MIDWEST		4/12/2012	\$	50,000.00 \$	50,000.00 \$	50,000.00	4/11/2011



PGM: INVS\_MONTHEND\_INVENTORY  
 SOURCE: VisualQED  
 MODEL: INVENTORY  
 BASIS: SETTLEMENT  
 AS-OF: 9/30/2011

**JOSH MANDEL**  
**TREASURER, STATE OF OHIO**

INVESTMENT INVENTORY  
 SETTLED POSITIONS AS OF: 09/30/11

INVS#	FUND	CUSIP	DESCRIPTION	RATE	MATURITY	YIELD	PAR AMOUNT	BOOK VALUE	MARKET VALUE	1ST PUR
204619	303 REG	AG1100837	FIRST FEDERAL BANK OFTHE MIDWEST		4/12/2012		\$ 100,000.00	\$ 100,000.00	\$ 100,000.00	4/11/2011
204620	303 REG	AG1100845	FIRST FEDERAL BANK OFTHE MIDWEST		4/12/2012		\$ 100,000.00	\$ 100,000.00	\$ 100,000.00	4/11/2011
204637	303 REG	AG1100852	FIRST FEDERAL BANK OFTHE MIDWEST		4/12/2012	0.35	\$ 100,000.00	\$ 100,000.00	\$ 100,000.00	4/11/2011
204638	303 REG	AG1100860	FIRST FEDERAL BANK OFTHE MIDWEST		4/12/2012	0.35	\$ 100,000.00	\$ 100,000.00	\$ 100,000.00	4/11/2011
204639	303 REG	AG1100878	FIRST FEDERAL BANK OFTHE MIDWEST		4/12/2012	0.35	\$ 100,000.00	\$ 100,000.00	\$ 100,000.00	4/11/2011
204640	303 REG	AG1100886	FIRST FEDERAL BANK OFTHE MIDWEST		4/12/2012	0.35	\$ 100,000.00	\$ 100,000.00	\$ 100,000.00	4/11/2011
204641	303 REG	AG1100894	FIRST FEDERAL BANK OFTHE MIDWEST		4/12/2012	0.35	\$ 100,000.00	\$ 100,000.00	\$ 100,000.00	4/11/2011
204642	303 REG	AG1100902	FIRST FEDERAL BANK OFTHE MIDWEST		4/12/2012	0.35	\$ 50,000.00	\$ 50,000.00	\$ 50,000.00	4/11/2011
204643	303 REG	AG1100910	FIRST FEDERAL BANK OFTHE MIDWEST		4/12/2012	0.35	\$ 100,000.00	\$ 100,000.00	\$ 100,000.00	4/11/2011
204644	303 REG	AG1100928	FIRST FEDERAL BANK OFTHE MIDWEST		4/12/2012	0.35	\$ 35,000.00	\$ 35,000.00	\$ 35,000.00	4/11/2011
204645	303 REG	AG1100936	FIRST FEDERAL BANK OFTHE MIDWEST		4/12/2012	0.35	\$ 100,000.00	\$ 100,000.00	\$ 100,000.00	4/11/2011
204646	303 REG	AG1100944	FIRST FEDERAL BANK OFTHE MIDWEST		4/12/2012	0.35	\$ 100,000.00	\$ 100,000.00	\$ 100,000.00	4/11/2011
204647	303 REG	AG1100951	FIRST FEDERAL BANK OFTHE MIDWEST		4/12/2012	0.35	\$ 75,000.00	\$ 75,000.00	\$ 75,000.00	4/11/2011
204648	303 REG	AG1100969	FIRST FEDERAL BANK OFTHE MIDWEST		4/12/2012	0.35	\$ 85,000.00	\$ 85,000.00	\$ 85,000.00	4/11/2011
204649	303 REG	AG1100977	FIRST FEDERAL BANK OFTHE MIDWEST		4/12/2012		\$ 100,000.00	\$ 100,000.00	\$ 100,000.00	4/11/2011
204650	303 REG	AG1100985	FIRST FEDERAL BANK OFTHE MIDWEST		4/12/2012	0.35	\$ 50,000.00	\$ 50,000.00	\$ 50,000.00	4/11/2011
204548	303 REG	AG1100993	HUNTINGTON NATIONAL BANK, NA		4/12/2012	0.15	\$ 100,000.00	\$ 100,000.00	\$ 100,000.00	4/11/2011
204651	303 REG	AG1101009	FIRST FEDERAL BANK OFTHE MIDWEST		4/12/2012	0.35	\$ 100,000.00	\$ 100,000.00	\$ 100,000.00	4/11/2011
204653	303 REG	AG1101017	FIRST FEDERAL BANK OFTHE MIDWEST		4/12/2012		\$ 60,000.00	\$ 60,000.00	\$ 60,000.00	4/11/2011
204654	303 REG	AG1101025	STATE BANK & TRUST COMPANY		4/12/2012		\$ 100,000.00	\$ 100,000.00	\$ 100,000.00	4/11/2011
204655	303 REG	AG1101033	STATE BANK & TRUST COMPANY		4/12/2012		\$ 40,000.00	\$ 40,000.00	\$ 40,000.00	4/11/2011
204656	303 REG	AG1101041	STATE BANK & TRUST COMPANY		4/12/2012		\$ 100,000.00	\$ 100,000.00	\$ 100,000.00	4/11/2011
204657	303 REG	AG1101058	STATE BANK & TRUST COMPANY		4/12/2012		\$ 100,000.00	\$ 100,000.00	\$ 100,000.00	4/11/2011
204658	303 REG	AG1101066	STATE BANK & TRUST COMPANY		4/12/2012		\$ 70,000.00	\$ 70,000.00	\$ 70,000.00	4/11/2011
204659	303 REG	AG1101074	STATE BANK & TRUST COMPANY		4/12/2012		\$ 100,000.00	\$ 100,000.00	\$ 100,000.00	4/11/2011
204660	303 REG	AG1101082	STATE BANK & TRUST COMPANY		4/12/2012		\$ 100,000.00	\$ 100,000.00	\$ 100,000.00	4/11/2011
204661	303 REG	AG1101090	STATE BANK & TRUST COMPANY		4/12/2012		\$ 10,000.00	\$ 10,000.00	\$ 10,000.00	4/11/2011
204662	303 REG	AG1101108	STATE BANK & TRUST COMPANY		4/12/2012		\$ 100,000.00	\$ 100,000.00	\$ 100,000.00	4/11/2011
204663	303 REG	AG1101116	STATE BANK & TRUST COMPANY		4/12/2012		\$ 100,000.00	\$ 100,000.00	\$ 100,000.00	4/11/2011
204664	303 REG	AG1101124	STATE BANK & TRUST COMPANY		4/12/2012		\$ 45,000.00	\$ 45,000.00	\$ 45,000.00	4/11/2011
204665	303 REG	AG1101132	STATE BANK & TRUST COMPANY		4/12/2012		\$ 100,000.00	\$ 100,000.00	\$ 100,000.00	4/11/2011
204666	303 REG	AG1101140	STATE BANK & TRUST COMPANY		4/12/2012		\$ 100,000.00	\$ 100,000.00	\$ 100,000.00	4/11/2011
204667	303 REG	AG1101157	STATE BANK & TRUST COMPANY		4/12/2012		\$ 80,000.00	\$ 80,000.00	\$ 80,000.00	4/11/2011
204668	303 REG	AG1101165	STATE BANK & TRUST COMPANY		4/12/2012		\$ 100,000.00	\$ 100,000.00	\$ 100,000.00	4/11/2011
204669	303 REG	AG1101173	STATE BANK & TRUST COMPANY		4/12/2012		\$ 100,000.00	\$ 100,000.00	\$ 100,000.00	4/11/2011
204670	303 REG	AG1101181	STATE BANK & TRUST COMPANY		4/12/2012		\$ 85,000.00	\$ 85,000.00	\$ 85,000.00	4/11/2011
204671	303 REG	AG1101199	STATE BANK & TRUST COMPANY		4/12/2012		\$ 100,000.00	\$ 100,000.00	\$ 100,000.00	4/11/2011
204672	303 REG	AG1101207	STATE BANK & TRUST COMPANY		4/12/2012		\$ 100,000.00	\$ 100,000.00	\$ 100,000.00	4/11/2011
204673	303 REG	AG1101215	STATE BANK & TRUST COMPANY		4/12/2012		\$ 60,000.00	\$ 60,000.00	\$ 60,000.00	4/11/2011
204674	303 REG	AG1101223	STATE BANK & TRUST COMPANY		4/12/2012		\$ 100,000.00	\$ 100,000.00	\$ 100,000.00	4/11/2011
204675	303 REG	AG1101231	STATE BANK & TRUST COMPANY		4/12/2012		\$ 100,000.00	\$ 100,000.00	\$ 100,000.00	4/11/2011
204676	303 REG	AG1101249	STATE BANK & TRUST COMPANY		4/12/2012		\$ 100,000.00	\$ 100,000.00	\$ 100,000.00	4/11/2011
204677	303 REG	AG1101256	STATE BANK & TRUST COMPANY		4/12/2012		\$ 100,000.00	\$ 100,000.00	\$ 100,000.00	4/11/2011
204678	303 REG	AG1101264	STATE BANK & TRUST COMPANY		4/12/2012		\$ 90,000.00	\$ 90,000.00	\$ 90,000.00	4/11/2011
204679	303 REG	AG1101272	STATE BANK & TRUST COMPANY		4/12/2012		\$ 35,000.00	\$ 35,000.00	\$ 35,000.00	4/11/2011
204680	303 REG	AG1101280	STATE BANK & TRUST COMPANY		4/12/2012		\$ 100,000.00	\$ 100,000.00	\$ 100,000.00	4/11/2011
204681	303 REG	AG1101298	STATE BANK & TRUST COMPANY		4/12/2012		\$ 100,000.00	\$ 100,000.00	\$ 100,000.00	4/11/2011
204682	303 REG	AG1101306	STATE BANK & TRUST COMPANY		4/12/2012		\$ 100,000.00	\$ 100,000.00	\$ 100,000.00	4/11/2011
204683	303 REG	AG1101314	STATE BANK & TRUST COMPANY		4/12/2012		\$ 25,100.00	\$ 25,100.00	\$ 25,100.00	4/11/2011
204684	303 REG	AG1101322	STATE BANK & TRUST COMPANY		4/12/2012		\$ 100,000.00	\$ 100,000.00	\$ 100,000.00	4/11/2011
204685	303 REG	AG1101330	STATE BANK & TRUST COMPANY		4/12/2012		\$ 30,000.00	\$ 30,000.00	\$ 30,000.00	4/11/2011
204686	303 REG	AG1101348	STATE BANK & TRUST COMPANY		4/12/2012		\$ 30,000.00	\$ 30,000.00	\$ 30,000.00	4/11/2011
204687	303 REG	AG1101355	STATE BANK & TRUST COMPANY		4/12/2012		\$ 75,000.00	\$ 75,000.00	\$ 75,000.00	4/11/2011
204688	303 REG	AG1101363	STATE BANK & TRUST COMPANY		4/12/2012		\$ 100,000.00	\$ 100,000.00	\$ 100,000.00	4/11/2011
204689	303 REG	AG1101371	STATE BANK & TRUST COMPANY		4/12/2012		\$ 100,000.00	\$ 100,000.00	\$ 100,000.00	4/11/2011
204690	303 REG	AG1101389	STATE BANK & TRUST COMPANY		4/12/2012		\$ 75,000.00	\$ 75,000.00	\$ 75,000.00	4/11/2011
204691	303 REG	AG1101397	STATE BANK & TRUST COMPANY		4/12/2012		\$ 100,000.00	\$ 100,000.00	\$ 100,000.00	4/11/2011
204692	303 REG	AG1101405	STATE BANK & TRUST COMPANY		4/12/2012		\$ 100,000.00	\$ 100,000.00	\$ 100,000.00	4/11/2011

PGM: INVS\_MONTHEND\_INVENTORY  
 SOURCE: VisualQED  
 MODEL: INVENTORY  
 BASIS: SETTLEMENT  
 AS-OF: 9/30/2011

**JOSH MANDEL  
 TREASURER, STATE OF OHIO**

INVESTMENT INVENTORY  
 SETTLED POSITIONS AS OF: 09/30/11

INVS#	FUND	CUSIP	DESCRIPTION	RATE	MATURITY	YIELD	PAR AMOUNT	BOOK VALUE	MARKET VALUE	1ST PUR
204693	303 REG	AG1101413	STATE BANK & TRUST COMPANY		4/12/2012		\$ 100,000.00	\$ 100,000.00	\$ 100,000.00	4/11/2011
204694	303 REG	AG1101421	STATE BANK & TRUST COMPANY		4/12/2012		\$ 25,000.00	\$ 25,000.00	\$ 25,000.00	4/11/2011
204695	303 REG	AG1101439	STATE BANK & TRUST COMPANY		4/12/2012		\$ 40,000.00	\$ 40,000.00	\$ 40,000.00	4/11/2011
204696	303 REG	AG1101447	STATE BANK & TRUST COMPANY		4/12/2012		\$ 100,000.00	\$ 100,000.00	\$ 100,000.00	4/11/2011
204697	303 REG	AG1101454	STATE BANK & TRUST COMPANY		4/12/2012		\$ 100,000.00	\$ 100,000.00	\$ 100,000.00	4/11/2011
204698	303 REG	AG1101462	STATE BANK & TRUST COMPANY		4/12/2012		\$ 100,000.00	\$ 100,000.00	\$ 100,000.00	4/11/2011
204699	303 REG	AG1101470	STATE BANK & TRUST COMPANY		4/12/2012		\$ 100,000.00	\$ 100,000.00	\$ 100,000.00	4/11/2011
204700	303 REG	AG1101488	STATE BANK & TRUST COMPANY		4/12/2012		\$ 20,000.00	\$ 20,000.00	\$ 20,000.00	4/11/2011
204701	303 REG	AG1101496	STATE BANK & TRUST COMPANY		4/12/2012		\$ 50,000.00	\$ 50,000.00	\$ 50,000.00	4/11/2011
204702	303 REG	AG1101504	STATE BANK & TRUST COMPANY		4/12/2012		\$ 25,000.00	\$ 25,000.00	\$ 25,000.00	4/11/2011
204703	303 REG	AG1101512	STATE BANK & TRUST COMPANY		4/12/2012		\$ 100,000.00	\$ 100,000.00	\$ 100,000.00	4/11/2011
204704	303 REG	AG1101520	STATE BANK & TRUST COMPANY		4/12/2012		\$ 35,000.00	\$ 35,000.00	\$ 35,000.00	4/11/2011
204705	303 REG	AG1101538	STATE BANK & TRUST COMPANY		4/12/2012		\$ 100,000.00	\$ 100,000.00	\$ 100,000.00	4/11/2011
204706	303 REG	AG1101546	STATE BANK & TRUST COMPANY		4/12/2012		\$ 40,000.00	\$ 40,000.00	\$ 40,000.00	4/11/2011
204707	303 REG	AG1101553	STATE BANK & TRUST COMPANY		4/12/2012		\$ 50,000.00	\$ 50,000.00	\$ 50,000.00	4/11/2011
204708	303 REG	AG1101561	STATE BANK & TRUST COMPANY		4/12/2012		\$ 100,000.00	\$ 100,000.00	\$ 100,000.00	4/11/2011
204709	303 REG	AG1101579	Security NB & Trust, div Park NB		4/12/2012		\$ 70,000.00	\$ 70,000.00	\$ 70,000.00	4/11/2011
204710	303 REG	AG1101587	Security NB & Trust, div Park NB		4/12/2012		\$ 100,000.00	\$ 100,000.00	\$ 100,000.00	4/11/2011
204711	303 REG	AG1101595	Security NB & Trust, div Park NB		4/12/2012		\$ 100,000.00	\$ 100,000.00	\$ 100,000.00	4/11/2011
204712	303 REG	AG1101603	Security NB & Trust, div Park NB		4/12/2012		\$ 80,150.00	\$ 80,150.00	\$ 80,150.00	4/11/2011
204713	303 REG	AG1101611	Security NB & Trust, div Park NB		4/12/2012		\$ 50,000.00	\$ 50,000.00	\$ 50,000.00	4/11/2011
204714	303 REG	AG1101629	Security NB & Trust, div Park NB		4/12/2012		\$ 50,000.00	\$ 50,000.00	\$ 50,000.00	4/11/2011
204715	303 REG	AG1101637	Security NB & Trust, div Park NB		4/12/2012		\$ 100,000.00	\$ 100,000.00	\$ 100,000.00	4/11/2011
204716	303 REG	AG1101645	Security NB & Trust, div Park NB		4/12/2012		\$ 100,000.00	\$ 100,000.00	\$ 100,000.00	4/11/2011
204717	303 REG	AG1101652	Security NB & Trust, div Park NB		4/12/2012		\$ 100,000.00	\$ 100,000.00	\$ 100,000.00	4/11/2011
204718	303 REG	AG1101660	Security NB & Trust, div Park NB		4/12/2012		\$ 100,000.00	\$ 100,000.00	\$ 100,000.00	4/11/2011
204719	303 REG	AG1101678	Security NB & Trust, div Park NB		4/12/2012		\$ 100,000.00	\$ 100,000.00	\$ 100,000.00	4/11/2011
204720	303 REG	AG1101686	Security NB & Trust, div Park NB		4/12/2012		\$ 60,000.00	\$ 60,000.00	\$ 60,000.00	4/11/2011
204721	303 REG	AG1101694	Security NB & Trust, div Park NB		4/12/2012		\$ 100,000.00	\$ 100,000.00	\$ 100,000.00	4/11/2011
204722	303 REG	AG1101702	Security NB & Trust, div Park NB		4/12/2012		\$ 100,000.00	\$ 100,000.00	\$ 100,000.00	4/11/2011
204723	303 REG	AG1101710	Security NB & Trust, div Park NB		4/12/2012		\$ 100,000.00	\$ 100,000.00	\$ 100,000.00	4/11/2011
204724	303 REG	AG1101728	Security NB & Trust, div Park NB		4/12/2012		\$ 60,000.00	\$ 60,000.00	\$ 60,000.00	4/11/2011
204725	303 REG	AG1101736	Security NB & Trust, div Park NB		4/12/2012		\$ 100,000.00	\$ 100,000.00	\$ 100,000.00	4/11/2011
204726	303 REG	AG1101744	Security NB & Trust, div Park NB		4/12/2012		\$ 100,000.00	\$ 100,000.00	\$ 100,000.00	4/11/2011
204727	303 REG	AG1101751	Security NB & Trust, div Park NB		4/12/2012		\$ 80,000.00	\$ 80,000.00	\$ 80,000.00	4/11/2011
204728	303 REG	AG1101769	Security NB & Trust, div Park NB		4/12/2012		\$ 100,000.00	\$ 100,000.00	\$ 100,000.00	4/11/2011
204729	303 REG	AG1101777	Security NB & Trust, div Park NB		4/12/2012		\$ 20,000.00	\$ 20,000.00	\$ 20,000.00	4/11/2011
204730	303 REG	AG1101785	Security NB & Trust, div Park NB		4/12/2012		\$ 100,000.00	\$ 100,000.00	\$ 100,000.00	4/11/2011
204731	303 REG	AG1101793	Security NB & Trust, div Park NB		4/12/2012		\$ 100,000.00	\$ 100,000.00	\$ 100,000.00	4/11/2011
204732	303 REG	AG1101801	Security NB & Trust, div Park NB		4/12/2012		\$ 100,000.00	\$ 100,000.00	\$ 100,000.00	4/11/2011
204733	303 REG	AG1101819	Security NB & Trust, div Park NB		4/12/2012		\$ 100,000.00	\$ 100,000.00	\$ 100,000.00	4/11/2011
204734	303 REG	AG1101827	Security NB & Trust, div Park NB		4/12/2012		\$ 65,000.00	\$ 65,000.00	\$ 65,000.00	4/11/2011
204735	303 REG	AG1101835	Security NB & Trust, div Park NB		4/12/2012		\$ 100,000.00	\$ 100,000.00	\$ 100,000.00	4/11/2011
204736	303 REG	AG1101843	Security NB & Trust, div Park NB		4/12/2012		\$ 100,000.00	\$ 100,000.00	\$ 100,000.00	4/11/2011
204737	303 REG	AG1101850	Security NB & Trust, div Park NB		4/12/2012		\$ 100,000.00	\$ 100,000.00	\$ 100,000.00	4/11/2011
204738	303 REG	AG1101868	Security NB & Trust, div Park NB		4/12/2012		\$ 100,000.00	\$ 100,000.00	\$ 100,000.00	4/11/2011
204739	303 REG	AG1101876	Security NB & Trust, div Park NB		4/12/2012		\$ 20,000.00	\$ 20,000.00	\$ 20,000.00	4/11/2011
204740	303 REG	AG1101884	Security NB & Trust, div Park NB		4/12/2012		\$ 100,000.00	\$ 100,000.00	\$ 100,000.00	4/11/2011
204741	303 REG	AG1101892	Security NB & Trust, div Park NB		4/12/2012		\$ 100,000.00	\$ 100,000.00	\$ 100,000.00	4/11/2011
204759	303 REG	AG1101900	Security NB & Trust, div Park NB		4/12/2012		\$ 100,000.00	\$ 100,000.00	\$ 100,000.00	4/11/2011
204760	303 REG	AG1101918	Security NB & Trust, div Park NB		4/12/2012		\$ 50,000.00	\$ 50,000.00	\$ 50,000.00	4/11/2011
204762	303 REG	AG1101926	Security NB & Trust, div Park NB		4/12/2012		\$ 100,000.00	\$ 100,000.00	\$ 100,000.00	4/11/2011
204763	303 REG	AG1101934	Security NB & Trust, div Park NB		4/12/2012		\$ 100,000.00	\$ 100,000.00	\$ 100,000.00	4/11/2011
204764	303 REG	AG1101942	Security NB & Trust, div Park NB		4/12/2012		\$ 50,000.00	\$ 50,000.00	\$ 50,000.00	4/11/2011
204765	303 REG	AG1101959	Security NB & Trust, div Park NB		4/12/2012		\$ 100,000.00	\$ 100,000.00	\$ 100,000.00	4/11/2011
204766	303 REG	AG1101967	Security NB & Trust, div Park NB		4/12/2012		\$ 100,000.00	\$ 100,000.00	\$ 100,000.00	4/11/2011
204767	303 REG	AG1101975	Security NB & Trust, div Park NB		4/12/2012		\$ 40,000.00	\$ 40,000.00	\$ 40,000.00	4/11/2011
204768	303 REG	AG1101983	Security NB & Trust, div Park NB		4/12/2012		\$ 60,000.00	\$ 60,000.00	\$ 60,000.00	4/11/2011

PGM: INVS\_MONTHEND\_INVENTORY  
 SOURCE: VisualQED  
 MODEL: INVENTORY  
 BASIS: SETTLEMENT  
 AS-OF: 9/30/2011

**JOSH MANDEL  
 TREASURER, STATE OF OHIO**

INVESTMENT INVENTORY  
 SETTLED POSITIONS AS OF: 09/30/11

INVT#	FUND	CUSIP	DESCRIPTION	RATE	MATURITY	YIELD	PAR AMOUNT	BOOK VALUE	MARKET VALUE	1ST PUR
204758	303 REG	AG1101991	Security NB & Trust, div Park NB		4/12/2012		\$ 100,000.00	\$ 100,000.00	\$ 100,000.00	4/11/2011
205113	303 REG	AG1102007	Security NB & Trust, div Park NB		4/12/2012		\$ 100,000.00	\$ 100,000.00	\$ 100,000.00	4/11/2011
205114	303 REG	AG1102015	Security NB & Trust, div Park NB		4/12/2012		\$ 100,000.00	\$ 100,000.00	\$ 100,000.00	4/11/2011
205115	303 REG	AG1102023	Security NB & Trust, div Park NB		4/12/2012		\$ 100,000.00	\$ 100,000.00	\$ 100,000.00	4/11/2011
204742	303 REG	AG1102031	FORT JENNINGS STATE BANK		4/12/2012		\$ 100,000.00	\$ 100,000.00	\$ 100,000.00	4/11/2011
204743	303 REG	AG1102049	FORT JENNINGS STATE BANK		4/12/2012		\$ 100,000.00	\$ 100,000.00	\$ 100,000.00	4/11/2011
204744	303 REG	AG1102056	FORT JENNINGS STATE BANK		4/12/2012		\$ 90,000.00	\$ 90,000.00	\$ 90,000.00	4/11/2011
204745	303 REG	AG1102064	FORT JENNINGS STATE BANK		4/12/2012		\$ 100,000.00	\$ 100,000.00	\$ 100,000.00	4/11/2011
204746	303 REG	AG1102072	FORT JENNINGS STATE BANK		4/12/2012		\$ 50,000.00	\$ 50,000.00	\$ 50,000.00	4/11/2011
204747	303 REG	AG1102080	FORT JENNINGS STATE BANK		4/12/2012		\$ 100,000.00	\$ 100,000.00	\$ 100,000.00	4/11/2011
204748	303 REG	AG1102098	FORT JENNINGS STATE BANK		4/12/2012		\$ 100,000.00	\$ 100,000.00	\$ 100,000.00	4/11/2011
204749	303 REG	AG1102106	FORT JENNINGS STATE BANK		4/12/2012		\$ 40,000.00	\$ 40,000.00	\$ 40,000.00	4/11/2011
204750	303 REG	AG1102114	FORT JENNINGS STATE BANK		4/12/2012		\$ 100,000.00	\$ 100,000.00	\$ 100,000.00	4/11/2011
204751	303 REG	AG1102122	FORT JENNINGS STATE BANK		4/12/2012		\$ 100,000.00	\$ 100,000.00	\$ 100,000.00	4/11/2011
204752	303 REG	AG1102130	FORT JENNINGS STATE BANK		4/12/2012		\$ 100,000.00	\$ 100,000.00	\$ 100,000.00	4/11/2011
204753	303 REG	AG1102148	FORT JENNINGS STATE BANK		4/12/2012		\$ 100,000.00	\$ 100,000.00	\$ 100,000.00	4/11/2011
204754	303 REG	AG1102155	FORT JENNINGS STATE BANK		4/12/2012		\$ 100,000.00	\$ 100,000.00	\$ 100,000.00	4/11/2011
204755	303 REG	AG1102163	FORT JENNINGS STATE BANK		4/12/2012		\$ 100,000.00	\$ 100,000.00	\$ 100,000.00	4/11/2011
204756	303 REG	AG1102171	FORT JENNINGS STATE BANK		4/12/2012		\$ 85,000.00	\$ 85,000.00	\$ 85,000.00	4/11/2011
204757	303 REG	AG1102189	FORT JENNINGS STATE BANK		4/12/2012		\$ 100,000.00	\$ 100,000.00	\$ 100,000.00	4/11/2011
204769	303 REG	AG1102197	METAMORA STATE BANK		4/12/2012		\$ 100,000.00	\$ 100,000.00	\$ 100,000.00	4/11/2011
204770	303 REG	AG1102205	METAMORA STATE BANK		4/12/2012		\$ 35,000.00	\$ 35,000.00	\$ 35,000.00	4/11/2011
204771	303 REG	AG1102213	METAMORA STATE BANK		4/12/2012		\$ 100,000.00	\$ 100,000.00	\$ 100,000.00	4/11/2011
204772	303 REG	AG1102221	METAMORA STATE BANK		4/12/2012		\$ 100,000.00	\$ 100,000.00	\$ 100,000.00	4/11/2011
204773	303 REG	AG1102239	METAMORA STATE BANK		4/12/2012		\$ 100,000.00	\$ 100,000.00	\$ 100,000.00	4/11/2011
204774	303 REG	AG1102247	METAMORA STATE BANK		4/12/2012		\$ 60,000.00	\$ 60,000.00	\$ 60,000.00	4/11/2011
204775	303 REG	AG1102254	METAMORA STATE BANK		4/12/2012		\$ 100,000.00	\$ 100,000.00	\$ 100,000.00	4/11/2011
204776	303 REG	AG1102262	METAMORA STATE BANK		4/12/2012		\$ 100,000.00	\$ 100,000.00	\$ 100,000.00	4/11/2011
204777	303 REG	AG1102270	METAMORA STATE BANK		4/12/2012		\$ 100,000.00	\$ 100,000.00	\$ 100,000.00	4/11/2011
204778	303 REG	AG1102288	METAMORA STATE BANK		4/12/2012		\$ 100,000.00	\$ 100,000.00	\$ 100,000.00	4/11/2011
204779	303 REG	AG1102296	METAMORA STATE BANK		4/12/2012		\$ 100,000.00	\$ 100,000.00	\$ 100,000.00	4/11/2011
204780	303 REG	AG1102304	METAMORA STATE BANK		4/12/2012		\$ 80,000.00	\$ 80,000.00	\$ 80,000.00	4/11/2011
204781	303 REG	AG1102312	HUNTINGTON NATIONAL BANK, NA		4/12/2012		\$ 100,000.00	\$ 100,000.00	\$ 100,000.00	4/11/2011
204782	303 REG	AG1102320	HUNTINGTON NATIONAL BANK, NA		4/12/2012		\$ 100,000.00	\$ 100,000.00	\$ 100,000.00	4/11/2011
204783	303 REG	AG1102338	HUNTINGTON NATIONAL BANK, NA		4/12/2012		\$ 100,000.00	\$ 100,000.00	\$ 100,000.00	4/11/2011
204784	303 REG	AG1102346	HUNTINGTON NATIONAL BANK, NA		4/12/2012		\$ 100,000.00	\$ 100,000.00	\$ 100,000.00	4/11/2011
204785	303 REG	AG1102353	HUNTINGTON NATIONAL BANK, NA		4/12/2012		\$ 100,000.00	\$ 100,000.00	\$ 100,000.00	4/11/2011
204786	303 REG	AG1102361	HUNTINGTON NATIONAL BANK, NA		4/12/2012		\$ 50,000.00	\$ 50,000.00	\$ 50,000.00	4/11/2011
204787	303 REG	AG1102379	HUNTINGTON NATIONAL BANK, NA		4/12/2012		\$ 90,000.00	\$ 90,000.00	\$ 90,000.00	4/11/2011
204788	303 REG	AG1102387	HUNTINGTON NATIONAL BANK, NA		4/12/2012		\$ 100,000.00	\$ 100,000.00	\$ 100,000.00	4/11/2011
204789	303 REG	AG1102395	HUNTINGTON NATIONAL BANK, NA		4/12/2012		\$ 100,000.00	\$ 100,000.00	\$ 100,000.00	4/11/2011
204790	303 REG	AG1102403	HUNTINGTON NATIONAL BANK, NA		4/12/2012		\$ 100,000.00	\$ 100,000.00	\$ 100,000.00	4/11/2011
204791	303 REG	AG1102411	HUNTINGTON NATIONAL BANK, NA		4/12/2012		\$ 100,000.00	\$ 100,000.00	\$ 100,000.00	4/11/2011
204792	303 REG	AG1102429	HUNTINGTON NATIONAL BANK, NA		4/12/2012		\$ 100,000.00	\$ 100,000.00	\$ 100,000.00	4/11/2011
204793	303 REG	AG1102437	HUNTINGTON NATIONAL BANK, NA		4/12/2012		\$ 100,000.00	\$ 100,000.00	\$ 100,000.00	4/11/2011
204794	303 REG	AG1102445	HUNTINGTON NATIONAL BANK, NA		4/12/2012		\$ 100,000.00	\$ 100,000.00	\$ 100,000.00	4/11/2011
204795	303 REG	AG1102452	HUNTINGTON NATIONAL BANK, NA		4/12/2012		\$ 25,000.00	\$ 25,000.00	\$ 25,000.00	4/11/2011
204796	303 REG	AG1102460	HUNTINGTON NATIONAL BANK, NA		4/12/2012		\$ 75,000.00	\$ 75,000.00	\$ 75,000.00	4/11/2011
204797	303 REG	AG1102478	HUNTINGTON NATIONAL BANK, NA		4/12/2012		\$ 50,000.00	\$ 50,000.00	\$ 50,000.00	4/11/2011
204798	303 REG	AG1102486	HUNTINGTON NATIONAL BANK, NA		4/12/2012		\$ 100,000.00	\$ 100,000.00	\$ 100,000.00	4/11/2011
204799	303 REG	AG1102494	HUNTINGTON NATIONAL BANK, NA		4/12/2012		\$ 100,000.00	\$ 100,000.00	\$ 100,000.00	4/11/2011
204800	303 REG	AG1102502	HUNTINGTON NATIONAL BANK, NA		4/12/2012		\$ 100,000.00	\$ 100,000.00	\$ 100,000.00	4/11/2011
204801	303 REG	AG1102510	HUNTINGTON NATIONAL BANK, NA		4/12/2012		\$ 100,000.00	\$ 100,000.00	\$ 100,000.00	4/11/2011
204802	303 REG	AG1102528	HUNTINGTON NATIONAL BANK, NA		4/12/2012		\$ 100,000.00	\$ 100,000.00	\$ 100,000.00	4/11/2011
204803	303 REG	AG1102536	HUNTINGTON NATIONAL BANK, NA		4/12/2012		\$ 100,000.00	\$ 100,000.00	\$ 100,000.00	4/11/2011
204804	303 REG	AG1102544	HUNTINGTON NATIONAL BANK, NA		4/12/2012		\$ 100,000.00	\$ 100,000.00	\$ 100,000.00	4/11/2011
204805	303 REG	AG1102551	HUNTINGTON NATIONAL BANK, NA		4/12/2012		\$ 80,000.00	\$ 80,000.00	\$ 80,000.00	4/11/2011
204806	303 REG	AG1102569	HUNTINGTON NATIONAL BANK, NA		4/12/2012		\$ 100,000.00	\$ 100,000.00	\$ 100,000.00	4/11/2011

PGM: INVS\_MONTHEND\_INVENTORY  
 SOURCE: VisualQED  
 MODEL: INVENTORY  
 BASIS: SETTLEMENT  
 AS-OF: 9/30/2011

**JOSH MANDEL  
 TREASURER, STATE OF OHIO**

INVESTMENT INVENTORY  
 SETTLED POSITIONS AS OF: 09/30/11

INVT#	FUND	CUSIP	DESCRIPTION	RATE	MATURITY	YIELD	PAR AMOUNT	BOOK VALUE	MARKET VALUE	1ST PUR
204807	303 REG	AG1102577	HUNTINGTON NATIONAL BANK, NA		4/12/2012		\$ 100,000.00	\$ 100,000.00	\$ 100,000.00	4/11/2011
204808	303 REG	AG1102585	HUNTINGTON NATIONAL BANK, NA		4/12/2012		\$ 100,000.00	\$ 100,000.00	\$ 100,000.00	4/11/2011
204809	303 REG	AG1102593	HUNTINGTON NATIONAL BANK, NA		4/12/2012		\$ 100,000.00	\$ 100,000.00	\$ 100,000.00	4/11/2011
204810	303 REG	AG1102601	HUNTINGTON NATIONAL BANK, NA		4/12/2012		\$ 100,000.00	\$ 100,000.00	\$ 100,000.00	4/11/2011
204811	303 REG	AG1102619	HUNTINGTON NATIONAL BANK, NA		4/12/2012		\$ 100,000.00	\$ 100,000.00	\$ 100,000.00	4/11/2011
204812	303 REG	AG1102627	HUNTINGTON NATIONAL BANK, NA		4/12/2012		\$ 100,000.00	\$ 100,000.00	\$ 100,000.00	4/11/2011
204813	303 REG	AG1102635	HUNTINGTON NATIONAL BANK, NA		4/12/2012		\$ 100,000.00	\$ 100,000.00	\$ 100,000.00	4/11/2011
204814	303 REG	AG1102643	HUNTINGTON NATIONAL BANK, NA		4/12/2012		\$ 100,000.00	\$ 100,000.00	\$ 100,000.00	4/11/2011
204815	303 REG	AG1102650	HUNTINGTON NATIONAL BANK, NA		4/12/2012		\$ 100,000.00	\$ 100,000.00	\$ 100,000.00	4/11/2011
204816	303 REG	AG1102668	HUNTINGTON NATIONAL BANK, NA		4/12/2012		\$ 45,000.00	\$ 45,000.00	\$ 45,000.00	4/11/2011
204817	303 REG	AG1102676	HUNTINGTON NATIONAL BANK, NA		4/12/2012		\$ 100,000.00	\$ 100,000.00	\$ 100,000.00	4/11/2011
204818	303 REG	AG1102684	HUNTINGTON NATIONAL BANK, NA		4/12/2012		\$ 100,000.00	\$ 100,000.00	\$ 100,000.00	4/11/2011
204819	303 REG	AG1102692	HUNTINGTON NATIONAL BANK, NA		4/12/2012		\$ 80,000.00	\$ 80,000.00	\$ 80,000.00	4/11/2011
204820	303 REG	AG1102700	HUNTINGTON NATIONAL BANK, NA		4/12/2012		\$ 100,000.00	\$ 100,000.00	\$ 100,000.00	4/11/2011
204821	303 REG	AG1102718	HUNTINGTON NATIONAL BANK, NA		4/12/2012		\$ 100,000.00	\$ 100,000.00	\$ 100,000.00	4/11/2011
204822	303 REG	AG1102726	HUNTINGTON NATIONAL BANK, NA		4/12/2012		\$ 100,000.00	\$ 100,000.00	\$ 100,000.00	4/11/2011
204823	303 REG	AG1102734	HUNTINGTON NATIONAL BANK, NA		4/12/2012		\$ 100,000.00	\$ 100,000.00	\$ 100,000.00	4/11/2011
204824	303 REG	AG1102742	HUNTINGTON NATIONAL BANK, NA		4/12/2012		\$ 100,000.00	\$ 100,000.00	\$ 100,000.00	4/11/2011
204825	303 REG	AG1102759	HUNTINGTON NATIONAL BANK, NA		4/12/2012		\$ 100,000.00	\$ 100,000.00	\$ 100,000.00	4/11/2011
204826	303 REG	AG1102767	HUNTINGTON NATIONAL BANK, NA		4/12/2012		\$ 100,000.00	\$ 100,000.00	\$ 100,000.00	4/11/2011
204827	303 REG	AG1102775	HUNTINGTON NATIONAL BANK, NA		4/12/2012		\$ 100,000.00	\$ 100,000.00	\$ 100,000.00	4/11/2011
204848	303 REG	AG1102783	HUNTINGTON NATIONAL BANK, NA		4/12/2012		\$ 100,000.00	\$ 100,000.00	\$ 100,000.00	4/12/2011
204849	303 REG	AG1102791	HUNTINGTON NATIONAL BANK, NA		4/12/2012		\$ 100,000.00	\$ 100,000.00	\$ 100,000.00	4/12/2011
204850	303 REG	AG1102809	HUNTINGTON NATIONAL BANK, NA		4/12/2012		\$ 100,000.00	\$ 100,000.00	\$ 100,000.00	4/12/2011
204851	303 REG	AG1102817	HUNTINGTON NATIONAL BANK, NA		4/12/2012		\$ 100,000.00	\$ 100,000.00	\$ 100,000.00	4/12/2011
204852	303 REG	AG1102825	HUNTINGTON NATIONAL BANK, NA		4/12/2012		\$ 100,000.00	\$ 100,000.00	\$ 100,000.00	4/12/2011
204853	303 REG	AG1102833	HUNTINGTON NATIONAL BANK, NA		4/12/2012		\$ 100,000.00	\$ 100,000.00	\$ 100,000.00	4/12/2011
204854	303 REG	AG1102841	HUNTINGTON NATIONAL BANK, NA		4/12/2012		\$ 85,000.00	\$ 85,000.00	\$ 85,000.00	4/12/2011
204855	303 REG	AG1102858	HUNTINGTON NATIONAL BANK, NA		4/12/2012		\$ 100,000.00	\$ 100,000.00	\$ 100,000.00	4/12/2011
204856	303 REG	AG1102866	HUNTINGTON NATIONAL BANK, NA		4/12/2012		\$ 80,000.00	\$ 80,000.00	\$ 80,000.00	4/12/2011
204857	303 REG	AG1102874	HUNTINGTON NATIONAL BANK, NA		4/12/2012		\$ 100,000.00	\$ 100,000.00	\$ 100,000.00	4/12/2011
204858	303 REG	AG1102882	HUNTINGTON NATIONAL BANK, NA		4/12/2012		\$ 100,000.00	\$ 100,000.00	\$ 100,000.00	4/12/2011
204860	303 REG	AG1102890	HUNTINGTON NATIONAL BANK, NA		4/12/2012		\$ 100,000.00	\$ 100,000.00	\$ 100,000.00	4/12/2011
204859	303 REG	AG1102908	HUNTINGTON NATIONAL BANK, NA		4/12/2012		\$ 100,000.00	\$ 100,000.00	\$ 100,000.00	4/12/2011
204862	303 REG	AG1102916	HUNTINGTON NATIONAL BANK, NA		4/12/2012		\$ 100,000.00	\$ 100,000.00	\$ 100,000.00	4/12/2011
204863	303 REG	AG1102924	HUNTINGTON NATIONAL BANK, NA		4/12/2012		\$ 100,000.00	\$ 100,000.00	\$ 100,000.00	4/12/2011
204864	303 REG	AG1102932	HUNTINGTON NATIONAL BANK, NA		4/12/2012		\$ 100,000.00	\$ 100,000.00	\$ 100,000.00	4/12/2011
204865	303 REG	AG1102940	HUNTINGTON NATIONAL BANK, NA		4/12/2012		\$ 100,000.00	\$ 100,000.00	\$ 100,000.00	4/12/2011
204866	303 REG	AG1102957	HUNTINGTON NATIONAL BANK, NA		4/12/2012		\$ 100,000.00	\$ 100,000.00	\$ 100,000.00	4/12/2011
204867	303 REG	AG1102965	HUNTINGTON NATIONAL BANK, NA		4/12/2012		\$ 100,000.00	\$ 100,000.00	\$ 100,000.00	4/12/2011
204868	303 REG	AG1102973	HUNTINGTON NATIONAL BANK, NA		4/12/2012		\$ 100,000.00	\$ 100,000.00	\$ 100,000.00	4/12/2011
204869	303 REG	AG1102981	HUNTINGTON NATIONAL BANK, NA		4/12/2012		\$ 100,000.00	\$ 100,000.00	\$ 100,000.00	4/12/2011
204870	303 REG	AG1102999	HUNTINGTON NATIONAL BANK, NA		4/12/2012		\$ 40,000.00	\$ 40,000.00	\$ 40,000.00	4/12/2011
204871	303 REG	AG1103005	HUNTINGTON NATIONAL BANK, NA		4/12/2012		\$ 100,000.00	\$ 100,000.00	\$ 100,000.00	4/12/2011
204872	303 REG	AG1103013	HUNTINGTON NATIONAL BANK, NA		4/12/2012		\$ 100,000.00	\$ 100,000.00	\$ 100,000.00	4/12/2011
204875	303 REG	AG1103021	HUNTINGTON NATIONAL BANK, NA		4/12/2012		\$ 100,000.00	\$ 100,000.00	\$ 100,000.00	4/12/2011
204873	303 REG	AG1103039	HUNTINGTON NATIONAL BANK, NA		4/12/2012		\$ 100,000.00	\$ 100,000.00	\$ 100,000.00	4/12/2011
204874	303 REG	AG1103047	HUNTINGTON NATIONAL BANK, NA		4/12/2012		\$ 100,000.00	\$ 100,000.00	\$ 100,000.00	4/12/2011
204876	303 REG	AG1103054	HUNTINGTON NATIONAL BANK, NA		4/12/2012		\$ 30,000.00	\$ 30,000.00	\$ 30,000.00	4/12/2011
204877	303 REG	AG1103062	HUNTINGTON NATIONAL BANK, NA		4/12/2012		\$ 100,000.00	\$ 100,000.00	\$ 100,000.00	4/12/2011
204880	303 REG	AG1103070	KINGSTON NATIONAL BANK		4/12/2012		\$ 65,000.00	\$ 65,000.00	\$ 65,000.00	4/12/2011
204881	303 REG	AG1103088	KINGSTON NATIONAL BANK		4/12/2012		\$ 100,000.00	\$ 100,000.00	\$ 100,000.00	4/12/2011
204882	303 REG	AG1103096	KINGSTON NATIONAL BANK		4/12/2012		\$ 100,000.00	\$ 100,000.00	\$ 100,000.00	4/12/2011
204883	303 REG	AG1103104	KINGSTON NATIONAL BANK		4/12/2012		\$ 40,000.00	\$ 40,000.00	\$ 40,000.00	4/12/2011
204884	303 REG	AG1103112	KINGSTON NATIONAL BANK		4/12/2012		\$ 50,000.00	\$ 50,000.00	\$ 50,000.00	4/12/2011
204885	303 REG	AG1103120	KINGSTON NATIONAL BANK		4/12/2012		\$ 100,000.00	\$ 100,000.00	\$ 100,000.00	4/12/2011
204886	303 REG	AG1103138	KINGSTON NATIONAL BANK		4/12/2012		\$ 100,000.00	\$ 100,000.00	\$ 100,000.00	4/12/2011
204887	303 REG	AG1103146	KINGSTON NATIONAL BANK		4/12/2012		\$ 100,000.00	\$ 100,000.00	\$ 100,000.00	4/12/2011

PGM: INVS\_MONTHEND\_INVENTORY  
 SOURCE: VisualQED  
 MODEL: INVENTORY  
 BASIS: SETTLEMENT  
 AS-OF: 9/30/2011

**JOSH MANDEL  
 TREASURER, STATE OF OHIO**

INVESTMENT INVENTORY  
 SETTLED POSITIONS AS OF: 09/30/11

INVT#	FUND	CUSIP	DESCRIPTION	RATE	MATURITY	YIELD	PAR AMOUNT	BOOK VALUE	MARKET VALUE	1ST PUR
204888	303 REG	AG1103153	KINGSTON NATIONAL BANK		4/12/2012		\$ 100,000.00	\$ 100,000.00	\$ 100,000.00	4/12/2011
204889	303 REG	AG1103161	KINGSTON NATIONAL BANK		4/12/2012		\$ 100,000.00	\$ 100,000.00	\$ 100,000.00	4/12/2011
204890	303 REG	AG1103179	KINGSTON NATIONAL BANK		4/12/2012		\$ 100,000.00	\$ 100,000.00	\$ 100,000.00	4/12/2011
204891	303 REG	AG1103187	KINGSTON NATIONAL BANK		4/12/2012		\$ 100,000.00	\$ 100,000.00	\$ 100,000.00	4/12/2011
204892	303 REG	AG1103195	KINGSTON NATIONAL BANK		4/12/2012		\$ 40,000.00	\$ 40,000.00	\$ 40,000.00	4/12/2011
204893	303 REG	AG1103203	KINGSTON NATIONAL BANK		4/12/2012		\$ 3,500.00	\$ 3,500.00	\$ 3,500.00	4/12/2011
204894	303 REG	AG1103211	KINGSTON NATIONAL BANK		4/12/2012		\$ 100,000.00	\$ 100,000.00	\$ 100,000.00	4/12/2011
204895	303 REG	AG1103229	KINGSTON NATIONAL BANK		4/12/2012		\$ 100,000.00	\$ 100,000.00	\$ 100,000.00	4/12/2011
204896	303 REG	AG1103237	KINGSTON NATIONAL BANK		4/12/2012		\$ 100,000.00	\$ 100,000.00	\$ 100,000.00	4/12/2011
204897	303 REG	AG1103245	KINGSTON NATIONAL BANK		4/12/2012		\$ 100,000.00	\$ 100,000.00	\$ 100,000.00	4/12/2011
204898	303 REG	AG1103252	KINGSTON NATIONAL BANK		4/12/2012		\$ 100,000.00	\$ 100,000.00	\$ 100,000.00	4/12/2011
204899	303 REG	AG1103260	KINGSTON NATIONAL BANK		4/12/2012		\$ 10,000.00	\$ 10,000.00	\$ 10,000.00	4/12/2011
204900	303 REG	AG1103278	KINGSTON NATIONAL BANK		4/12/2012		\$ 100,000.00	\$ 100,000.00	\$ 100,000.00	4/12/2011
204901	303 REG	AG1103286	KINGSTON NATIONAL BANK		4/12/2012		\$ 100,000.00	\$ 100,000.00	\$ 100,000.00	4/12/2011
204902	303 REG	AG1103294	KINGSTON NATIONAL BANK		4/12/2012		\$ 100,000.00	\$ 100,000.00	\$ 100,000.00	4/12/2011
204903	303 REG	AG1103302	KINGSTON NATIONAL BANK		4/12/2012		\$ 20,200.00	\$ 20,200.00	\$ 20,200.00	4/12/2011
204904	303 REG	AG1103310	KINGSTON NATIONAL BANK		4/12/2012		\$ 90,000.00	\$ 90,000.00	\$ 90,000.00	4/12/2011
204905	303 REG	AG1103328	KINGSTON NATIONAL BANK		4/12/2012		\$ 100,000.00	\$ 100,000.00	\$ 100,000.00	4/12/2011
204906	303 REG	AG1103336	KINGSTON NATIONAL BANK		4/12/2012		\$ 100,000.00	\$ 100,000.00	\$ 100,000.00	4/12/2011
204907	303 REG	AG1103344	KINGSTON NATIONAL BANK		4/12/2012		\$ 100,000.00	\$ 100,000.00	\$ 100,000.00	4/12/2011
204908	303 REG	AG1103351	KINGSTON NATIONAL BANK		4/12/2012		\$ 75,000.00	\$ 75,000.00	\$ 75,000.00	4/12/2011
204909	303 REG	AG1103369	KINGSTON NATIONAL BANK		4/12/2012		\$ 100,000.00	\$ 100,000.00	\$ 100,000.00	4/12/2011
204910	303 REG	AG1103377	KINGSTON NATIONAL BANK		4/12/2012		\$ 100,000.00	\$ 100,000.00	\$ 100,000.00	4/12/2011
204911	303 REG	AG1103385	KINGSTON NATIONAL BANK		4/12/2012		\$ 35,150.00	\$ 35,150.00	\$ 35,150.00	4/12/2011
204912	303 REG	AG1103393	KINGSTON NATIONAL BANK		4/12/2012		\$ 50,000.00	\$ 50,000.00	\$ 50,000.00	4/12/2011
204913	303 REG	AG1103401	KINGSTON NATIONAL BANK		4/12/2012		\$ 50,000.00	\$ 50,000.00	\$ 50,000.00	4/12/2011
204914	303 REG	AG1103419	KINGSTON NATIONAL BANK		4/12/2012		\$ 100,000.00	\$ 100,000.00	\$ 100,000.00	4/12/2011
204950	303 REG	AG1103427	CITIZENS NATIONAL BANK, CHILLICO		4/12/2012		\$ 100,000.00	\$ 100,000.00	\$ 100,000.00	4/12/2011
204951	303 REG	AG1103435	CITIZENS NATIONAL BANK, CHILLICO		4/12/2012		\$ 35,000.00	\$ 35,000.00	\$ 35,000.00	4/12/2011
204952	303 REG	AG1103443	CITIZENS BANK OF ASHVILLE		4/12/2012		\$ 100,000.00	\$ 100,000.00	\$ 100,000.00	4/12/2011
204953	303 REG	AG1103450	CITIZENS BANK OF ASHVILLE		4/12/2012		\$ 100,000.00	\$ 100,000.00	\$ 100,000.00	4/12/2011
204954	303 REG	AG1103468	CITIZENS BANK OF ASHVILLE		4/12/2012		\$ 100,000.00	\$ 100,000.00	\$ 100,000.00	4/12/2011
204955	303 REG	AG1103476	CITIZENS BANK OF ASHVILLE		4/12/2012		\$ 100,000.00	\$ 100,000.00	\$ 100,000.00	4/12/2011
204956	303 REG	AG1103484	FORT JENNINGS STATE BANK		4/12/2012		\$ 45,000.00	\$ 45,000.00	\$ 45,000.00	4/12/2011
204957	303 REG	AG1103492	FORT JENNINGS STATE BANK		4/12/2012		\$ 100,000.00	\$ 100,000.00	\$ 100,000.00	4/12/2011
204958	303 REG	AG1103500	FORT JENNINGS STATE BANK		4/12/2012		\$ 100,000.00	\$ 100,000.00	\$ 100,000.00	4/12/2011
204959	303 REG	AG1103518	REPUBLIC BANKING COMPANY		4/12/2012		\$ 100,000.00	\$ 100,000.00	\$ 100,000.00	4/12/2011
204960	303 REG	AG1103526	SUTTON BANK		4/12/2012		\$ 25,000.00	\$ 25,000.00	\$ 25,000.00	4/12/2011
204961	303 REG	AG1103534	SUTTON BANK		4/12/2012		\$ 60,000.00	\$ 60,000.00	\$ 60,000.00	4/12/2011
204962	303 REG	AG1103542	SUTTON BANK		4/12/2012		\$ 50,000.00	\$ 50,000.00	\$ 50,000.00	4/12/2011
204963	303 REG	AG1103559	SUTTON BANK		4/12/2012		\$ 100,000.00	\$ 100,000.00	\$ 100,000.00	4/12/2011
204964	303 REG	AG1103567	SUTTON BANK		4/12/2012		\$ 100,000.00	\$ 100,000.00	\$ 100,000.00	4/12/2011
204965	303 REG	AG1103575	SUTTON BANK		4/12/2012		\$ 100,000.00	\$ 100,000.00	\$ 100,000.00	4/12/2011
204966	303 REG	AG1103583	SUTTON BANK		4/12/2012		\$ 100,000.00	\$ 100,000.00	\$ 100,000.00	4/12/2011
204967	303 REG	AG1103591	SUTTON BANK		4/12/2012		\$ 100,000.00	\$ 100,000.00	\$ 100,000.00	4/12/2011
204968	303 REG	AG1103609	SUTTON BANK		4/12/2012		\$ 70,000.00	\$ 70,000.00	\$ 70,000.00	4/12/2011
204969	303 REG	AG1103617	SUTTON BANK		4/12/2012		\$ 100,000.00	\$ 100,000.00	\$ 100,000.00	4/12/2011
204970	303 REG	AG1103625	SUTTON BANK		4/12/2012		\$ 90,000.00	\$ 90,000.00	\$ 90,000.00	4/12/2011
204971	303 REG	AG1103633	SUTTON BANK		4/12/2012		\$ 90,000.00	\$ 90,000.00	\$ 90,000.00	4/12/2011
204915	303 REG	AG1103641	KINGSTON NATIONAL BANK		4/12/2012		\$ 40,000.00	\$ 40,000.00	\$ 40,000.00	4/12/2011
204916	303 REG	AG1103658	KINGSTON NATIONAL BANK		4/12/2012		\$ 100,000.00	\$ 100,000.00	\$ 100,000.00	4/12/2011
204917	303 REG	AG1103666	KINGSTON NATIONAL BANK		4/12/2012		\$ 100,000.00	\$ 100,000.00	\$ 100,000.00	4/12/2011
204918	303 REG	AG1103674	KINGSTON NATIONAL BANK		4/12/2012		\$ 30,178.00	\$ 30,178.00	\$ 30,178.00	4/12/2011
204919	303 REG	AG1103682	KINGSTON NATIONAL BANK		4/12/2012		\$ 40,000.00	\$ 40,000.00	\$ 40,000.00	4/12/2011
204920	303 REG	AG1103690	KINGSTON NATIONAL BANK		4/12/2012		\$ 60,150.00	\$ 60,150.00	\$ 60,150.00	4/12/2011
204921	303 REG	AG1103708	KINGSTON NATIONAL BANK		4/12/2012		\$ 100,000.00	\$ 100,000.00	\$ 100,000.00	4/12/2011
204922	303 REG	AG1103716	KINGSTON NATIONAL BANK		4/12/2012		\$ 35,000.00	\$ 35,000.00	\$ 35,000.00	4/12/2011
204923	303 REG	AG1103724	KINGSTON NATIONAL BANK		4/12/2012		\$ 50,000.00	\$ 50,000.00	\$ 50,000.00	4/12/2011

PGM: INVS\_MONTHEND\_INVENTORY  
 SOURCE: VisualQED  
 MODEL: INVENTORY  
 BASIS: SETTLEMENT  
 AS-OF: 9/30/2011

**JOSH MANDEL  
 TREASURER, STATE OF OHIO**

INVESTMENT INVENTORY  
 SETTLED POSITIONS AS OF: 09/30/11

INVS#	FUND	CUSIP	DESCRIPTION	RATE	MATURITY	YIELD	PAR AMOUNT	BOOK VALUE	MARKET VALUE	1ST PUR
204924	303 REG	AG1103732	KINGSTON NATIONAL BANK		4/12/2012		\$ 50,000.00	\$ 50,000.00	\$ 50,000.00	4/12/2011
204925	303 REG	AG1103740	KINGSTON NATIONAL BANK		4/12/2012		\$ 75,150.00	\$ 75,150.00	\$ 75,150.00	4/12/2011
204926	303 REG	AG1103757	KINGSTON NATIONAL BANK		4/12/2012		\$ 55,000.00	\$ 55,000.00	\$ 55,000.00	4/12/2011
204927	303 REG	AG1103765	KINGSTON NATIONAL BANK		4/12/2012		\$ 30,000.00	\$ 30,000.00	\$ 30,000.00	4/12/2011
204928	303 REG	AG1103773	KINGSTON NATIONAL BANK		4/12/2012		\$ 100,000.00	\$ 100,000.00	\$ 100,000.00	4/12/2011
204929	303 REG	AG1103781	KINGSTON NATIONAL BANK		4/12/2012		\$ 100,000.00	\$ 100,000.00	\$ 100,000.00	4/12/2011
204930	303 REG	AG1103799	KINGSTON NATIONAL BANK		4/12/2012		\$ 100,000.00	\$ 100,000.00	\$ 100,000.00	4/12/2011
204931	303 REG	AG1103807	KINGSTON NATIONAL BANK		4/12/2012		\$ 54,000.00	\$ 54,000.00	\$ 54,000.00	4/12/2011
204932	303 REG	AG1103815	KINGSTON NATIONAL BANK		4/12/2012		\$ 100,000.00	\$ 100,000.00	\$ 100,000.00	4/12/2011
204933	303 REG	AG1103823	KINGSTON NATIONAL BANK		4/12/2012		\$ 65,000.00	\$ 65,000.00	\$ 65,000.00	4/12/2011
204934	303 REG	AG1103831	KINGSTON NATIONAL BANK		4/12/2012		\$ 20,000.00	\$ 20,000.00	\$ 20,000.00	4/12/2011
204935	303 REG	AG1103849	KINGSTON NATIONAL BANK		4/12/2012		\$ 100,000.00	\$ 100,000.00	\$ 100,000.00	4/12/2011
204936	303 REG	AG1103856	KINGSTON NATIONAL BANK		4/12/2012		\$ 100,000.00	\$ 100,000.00	\$ 100,000.00	4/12/2011
204937	303 REG	AG1103864	KINGSTON NATIONAL BANK		4/12/2012		\$ 80,000.00	\$ 80,000.00	\$ 80,000.00	4/12/2011
204938	303 REG	AG1103872	KINGSTON NATIONAL BANK		4/12/2012		\$ 19,000.00	\$ 19,000.00	\$ 19,000.00	4/12/2011
204939	303 REG	AG1103880	KINGSTON NATIONAL BANK		4/12/2012		\$ 30,150.00	\$ 30,150.00	\$ 30,150.00	4/12/2011
204940	303 REG	AG1103898	KINGSTON NATIONAL BANK		4/12/2012		\$ 30,150.00	\$ 30,150.00	\$ 30,150.00	4/12/2011
204941	303 REG	AG1103906	KINGSTON NATIONAL BANK		4/12/2012		\$ 25,000.00	\$ 25,000.00	\$ 25,000.00	4/12/2011
204942	303 REG	AG1103914	KINGSTON NATIONAL BANK		4/12/2012		\$ 30,000.00	\$ 30,000.00	\$ 30,000.00	4/12/2011
204943	303 REG	AG1103922	KINGSTON NATIONAL BANK		4/12/2012		\$ 100,000.00	\$ 100,000.00	\$ 100,000.00	4/12/2011
204944	303 REG	AG1103930	KINGSTON NATIONAL BANK		4/12/2012		\$ 100,000.00	\$ 100,000.00	\$ 100,000.00	4/12/2011
204945	303 REG	AG1103948	KINGSTON NATIONAL BANK		4/12/2012		\$ 60,000.00	\$ 60,000.00	\$ 60,000.00	4/12/2011
204946	303 REG	AG1103955	KINGSTON NATIONAL BANK		4/12/2012		\$ 100,000.00	\$ 100,000.00	\$ 100,000.00	4/12/2011
204947	303 REG	AG1103963	KINGSTON NATIONAL BANK		4/12/2012		\$ 100,000.00	\$ 100,000.00	\$ 100,000.00	4/12/2011
204948	303 REG	AG1103971	KINGSTON NATIONAL BANK		4/12/2012		\$ 30,000.00	\$ 30,000.00	\$ 30,000.00	4/12/2011
204949	303 REG	AG1103989	KINGSTON NATIONAL BANK		4/12/2012		\$ 100,000.00	\$ 100,000.00	\$ 100,000.00	4/12/2011
204991	303 REG	AG1103997	GENOA BANKING COMPANY		4/12/2012	0.15	\$ 100,000.00	\$ 100,000.00	\$ 100,000.00	4/13/2011
204992	303 REG	AG1104003	GENOA BANKING COMPANY		4/12/2012	0.15	\$ 90,000.00	\$ 90,000.00	\$ 90,000.00	4/13/2011
204993	303 REG	AG1104011	GENOA BANKING COMPANY		4/12/2012	0.15	\$ 100,000.00	\$ 100,000.00	\$ 100,000.00	4/13/2011
204994	303 REG	AG1104029	GENOA BANKING COMPANY		4/12/2012	0.15	\$ 100,000.00	\$ 100,000.00	\$ 100,000.00	4/13/2011
204995	303 REG	AG1104037	FARMERS SAVINGS BANK, SPENCER		4/12/2012	0.15	\$ 100,000.00	\$ 100,000.00	\$ 100,000.00	4/13/2011
204996	303 REG	AG1104045	FARMERS SAVINGS BANK, SPENCER		4/12/2012	0.15	\$ 100,000.00	\$ 100,000.00	\$ 100,000.00	4/13/2011
204997	303 REG	AG1104052	FARMERS SAVINGS BANK, SPENCER		4/12/2012	0.15	\$ 100,000.00	\$ 100,000.00	\$ 100,000.00	4/13/2011
204998	303 REG	AG1104060	FARMERS SAVINGS BANK, SPENCER		4/12/2012	0.15	\$ 100,000.00	\$ 100,000.00	\$ 100,000.00	4/13/2011
204999	303 REG	AG1104078	FARMERS SAVINGS BANK, SPENCER		4/12/2012	0.15	\$ 50,000.00	\$ 50,000.00	\$ 50,000.00	4/13/2011
205000	303 REG	AG1104086	FARMERS SAVINGS BANK, SPENCER		4/12/2012	0.15	\$ 100,000.00	\$ 100,000.00	\$ 100,000.00	4/13/2011
205002	303 REG	AG1104094	COMMERCIAL SAVINGS BANK, UPPER S		4/12/2012	0.15	\$ 90,000.00	\$ 90,000.00	\$ 90,000.00	4/13/2011
205003	303 REG	AG1104102	COMMERCIAL SAVINGS BANK, UPPER S		4/12/2012	0.15	\$ 95,000.00	\$ 95,000.00	\$ 95,000.00	4/13/2011
205004	303 REG	AG1104110	COMMERCIAL SAVINGS BANK, UPPER S		4/12/2012	0.15	\$ 100,000.00	\$ 100,000.00	\$ 100,000.00	4/13/2011
205005	303 REG	AG1104128	COMMERCIAL SAVINGS BANK, UPPER S		4/12/2012	0.15	\$ 100,000.00	\$ 100,000.00	\$ 100,000.00	4/13/2011
205006	303 REG	AG1104136	COMMERCIAL SAVINGS BANK, UPPER S		4/12/2012	0.15	\$ 100,000.00	\$ 100,000.00	\$ 100,000.00	4/13/2011
205007	303 REG	AG1104144	COMMERCIAL SAVINGS BANK, UPPER S		4/12/2012	0.15	\$ 80,000.00	\$ 80,000.00	\$ 80,000.00	4/13/2011
205008	303 REG	AG1104151	COMMERCIAL SAVINGS BANK, UPPER S		4/12/2012	0.15	\$ 100,000.00	\$ 100,000.00	\$ 100,000.00	4/13/2011
205009	303 REG	AG1104169	COMMERCIAL SAVINGS BANK, UPPER S		4/12/2012	0.15	\$ 100,000.00	\$ 100,000.00	\$ 100,000.00	4/13/2011
205010	303 REG	AG1104177	COMMERCIAL SAVINGS BANK, UPPER S		4/12/2012	0.15	\$ 100,000.00	\$ 100,000.00	\$ 100,000.00	4/13/2011
205011	303 REG	AG1104185	COMMERCIAL SAVINGS BANK, UPPER S		4/12/2012	0.15	\$ 100,000.00	\$ 100,000.00	\$ 100,000.00	4/13/2011
205012	303 REG	AG1104193	COMMERCIAL SAVINGS BANK, UPPER S		4/12/2012		\$ 23,000.00	\$ 23,000.00	\$ 23,000.00	4/13/2011
205013	303 REG	AG1104201	COMMERCIAL SAVINGS BANK, UPPER S		4/12/2012		\$ 40,000.00	\$ 40,000.00	\$ 40,000.00	4/13/2011
205014	303 REG	AG1104219	COMMERCIAL SAVINGS BANK, UPPER S		4/12/2012		\$ 60,000.00	\$ 60,000.00	\$ 60,000.00	4/13/2011
205015	303 REG	AG1104227	COMMERCIAL SAVINGS BANK, UPPER S		4/12/2012		\$ 35,000.00	\$ 35,000.00	\$ 35,000.00	4/13/2011
205016	303 REG	AG1104235	COMMERCIAL SAVINGS BANK, UPPER S		4/12/2012		\$ 70,000.00	\$ 70,000.00	\$ 70,000.00	4/13/2011
205017	303 REG	AG1104243	COMMERCIAL SAVINGS BANK, UPPER S		4/12/2012		\$ 30,000.00	\$ 30,000.00	\$ 30,000.00	4/13/2011
205018	303 REG	AG1104250	COMMERCIAL SAVINGS BANK, UPPER S		4/12/2012		\$ 30,000.00	\$ 30,000.00	\$ 30,000.00	4/13/2011
205019	303 REG	AG1104268	COMMERCIAL SAVINGS BANK, UPPER S		4/12/2012		\$ 40,000.00	\$ 40,000.00	\$ 40,000.00	4/13/2011
205020	303 REG	AG1104276	COMMERCIAL SAVINGS BANK, UPPER S		4/12/2012		\$ 20,000.00	\$ 20,000.00	\$ 20,000.00	4/13/2011
205021	303 REG	AG1104284	COMMERCIAL SAVINGS BANK, UPPER S		4/12/2012		\$ 100,000.00	\$ 100,000.00	\$ 100,000.00	4/13/2011
205022	303 REG	AG1104292	COMMERCIAL SAVINGS BANK, UPPER S		4/12/2012		\$ 100,000.00	\$ 100,000.00	\$ 100,000.00	4/13/2011
205023	303 REG	AG1104300	COMMERCIAL SAVINGS BANK, UPPER S		4/12/2012		\$ 45,000.00	\$ 45,000.00	\$ 45,000.00	4/13/2011

PGM: INVS\_MONTHEND\_INVENTORY  
 SOURCE: VisualQED  
 MODEL: INVENTORY  
 BASIS: SETTLEMENT  
 AS-OF: 9/30/2011

**JOSH MANDEL  
 TREASURER, STATE OF OHIO**

INVESTMENT INVENTORY  
 SETTLED POSITIONS AS OF: 09/30/11

INVT#	FUND	CUSIP	DESCRIPTION	RATE	MATURITY	YIELD	PAR AMOUNT	BOOK VALUE	MARKET VALUE	1ST PUR
205024	303 REG	AG1104318	COMMERCIAL SAVINGS BANK, UPPER S		4/12/2012		\$ 80,000.00	\$ 80,000.00	\$ 80,000.00	4/13/2011
205025	303 REG	AG1104326	COMMERCIAL SAVINGS BANK, UPPER S		4/12/2012		\$ 40,000.00	\$ 40,000.00	\$ 40,000.00	4/13/2011
205026	303 REG	AG1104334	COMMERCIAL SAVINGS BANK, UPPER S		4/12/2012		\$ 100,000.00	\$ 100,000.00	\$ 100,000.00	4/13/2011
205027	303 REG	AG1104342	COMMERCIAL SAVINGS BANK, UPPER S		4/12/2012		\$ 25,000.00	\$ 25,000.00	\$ 25,000.00	4/13/2011
205028	303 REG	AG1104359	CITIZENS NATIONAL OF BLUFFTON		4/12/2012		\$ 100,000.00	\$ 100,000.00	\$ 100,000.00	4/13/2011
205029	303 REG	AG1104367	CITIZENS NATIONAL OF BLUFFTON		4/12/2012		\$ 100,000.00	\$ 100,000.00	\$ 100,000.00	4/13/2011
205030	303 REG	AG1104375	CITIZENS NATIONAL OF BLUFFTON		4/12/2012		\$ 100,000.00	\$ 100,000.00	\$ 100,000.00	4/13/2011
205031	303 REG	AG1104383	CITIZENS NATIONAL OF BLUFFTON		4/12/2012		\$ 100,000.00	\$ 100,000.00	\$ 100,000.00	4/13/2011
205032	303 REG	AG1104391	CITIZENS NATIONAL OF BLUFFTON		4/12/2012		\$ 50,000.00	\$ 50,000.00	\$ 50,000.00	4/13/2011
205033	303 REG	AG1104409	CITIZENS NATIONAL OF BLUFFTON		4/12/2012		\$ 100,000.00	\$ 100,000.00	\$ 100,000.00	4/13/2011
205034	303 REG	AG1104417	CITIZENS NATIONAL OF BLUFFTON		4/12/2012		\$ 100,000.00	\$ 100,000.00	\$ 100,000.00	4/13/2011
205035	303 REG	AG1104425	CITIZENS NATIONAL OF BLUFFTON		4/12/2012		\$ 100,000.00	\$ 100,000.00	\$ 100,000.00	4/13/2011
205036	303 REG	AG1104433	CITIZENS NATIONAL OF BLUFFTON		4/12/2012		\$ 100,000.00	\$ 100,000.00	\$ 100,000.00	4/13/2011
205037	303 REG	AG1104441	CITIZENS NATIONAL OF BLUFFTON		4/12/2012		\$ 100,000.00	\$ 100,000.00	\$ 100,000.00	4/13/2011
205038	303 REG	AG1104458	CITIZENS NATIONAL OF BLUFFTON		4/12/2012		\$ 100,000.00	\$ 100,000.00	\$ 100,000.00	4/13/2011
205039	303 REG	AG1104466	CITIZENS NATIONAL OF BLUFFTON		4/12/2012		\$ 100,000.00	\$ 100,000.00	\$ 100,000.00	4/13/2011
205040	303 REG	AG1104474	CITIZENS NATIONAL OF BLUFFTON		4/12/2012		\$ 65,000.00	\$ 65,000.00	\$ 65,000.00	4/13/2011
205041	303 REG	AG1104482	CITIZENS NATIONAL OF BLUFFTON		4/12/2012		\$ 100,000.00	\$ 100,000.00	\$ 100,000.00	4/13/2011
205042	303 REG	AG1104490	CITIZENS NATIONAL OF BLUFFTON		4/12/2012		\$ 75,000.00	\$ 75,000.00	\$ 75,000.00	4/13/2011
205043	303 REG	AG1104508	CITIZENS NATIONAL OF BLUFFTON		4/12/2012		\$ 90,000.00	\$ 90,000.00	\$ 90,000.00	4/13/2011
205044	303 REG	AG1104516	CITIZENS NATIONAL OF BLUFFTON		4/12/2012		\$ 100,000.00	\$ 100,000.00	\$ 100,000.00	4/13/2011
205045	303 REG	AG1104524	CITIZENS NATIONAL OF BLUFFTON		4/12/2012		\$ 75,000.00	\$ 75,000.00	\$ 75,000.00	4/13/2011
205046	303 REG	AG1104532	CITIZENS NATIONAL OF BLUFFTON		4/12/2012		\$ 95,000.00	\$ 95,000.00	\$ 95,000.00	4/13/2011
205047	303 REG	AG1104540	CITIZENS NATIONAL OF BLUFFTON		4/12/2012		\$ 60,000.00	\$ 60,000.00	\$ 60,000.00	4/13/2011
205048	303 REG	AG1104557	CITIZENS NATIONAL OF BLUFFTON		4/12/2012		\$ 100,000.00	\$ 100,000.00	\$ 100,000.00	4/13/2011
205049	303 REG	AG1104565	CITIZENS NATIONAL OF BLUFFTON		4/12/2012		\$ 100,000.00	\$ 100,000.00	\$ 100,000.00	4/13/2011
205050	303 REG	AG1104573	CITIZENS NATIONAL OF BLUFFTON		4/12/2012		\$ 100,000.00	\$ 100,000.00	\$ 100,000.00	4/13/2011
205051	303 REG	AG1104581	CITIZENS NATIONAL OF BLUFFTON		4/12/2012		\$ 100,000.00	\$ 100,000.00	\$ 100,000.00	4/13/2011
205061	303 REG	AG1104599	CITIZENS NATIONAL OF BLUFFTON		4/12/2012		\$ 100,000.00	\$ 100,000.00	\$ 100,000.00	4/13/2011
205062	303 REG	AG1104607	CITIZENS NATIONAL OF BLUFFTON		4/12/2012		\$ 100,000.00	\$ 100,000.00	\$ 100,000.00	4/13/2011
205063	303 REG	AG1104615	CITIZENS NATIONAL OF BLUFFTON		4/12/2012		\$ 100,000.00	\$ 100,000.00	\$ 100,000.00	4/13/2011
205064	303 REG	AG1104623	CITIZENS NATIONAL OF BLUFFTON		4/12/2012		\$ 40,000.00	\$ 40,000.00	\$ 40,000.00	4/13/2011
205065	303 REG	AG1104631	CITIZENS NATIONAL OF BLUFFTON		4/12/2012		\$ 100,000.00	\$ 100,000.00	\$ 100,000.00	4/13/2011
205066	303 REG	AG1104649	CITIZENS NATIONAL OF BLUFFTON		4/12/2012		\$ 30,000.00	\$ 30,000.00	\$ 30,000.00	4/13/2011
205067	303 REG	AG1104656	CITIZENS NATIONAL OF BLUFFTON		4/12/2012		\$ 100,000.00	\$ 100,000.00	\$ 100,000.00	4/13/2011
205068	303 REG	AG1104664	CITIZENS NATIONAL OF BLUFFTON		4/12/2012		\$ 100,000.00	\$ 100,000.00	\$ 100,000.00	4/13/2011
205069	303 REG	AG1104672	CITIZENS NATIONAL OF BLUFFTON		4/12/2012		\$ 40,000.00	\$ 40,000.00	\$ 40,000.00	4/13/2011
205070	303 REG	AG1104680	CITIZENS NATIONAL OF BLUFFTON		4/12/2012		\$ 100,000.00	\$ 100,000.00	\$ 100,000.00	4/13/2011
205071	303 REG	AG1104698	CITIZENS NATIONAL OF BLUFFTON		4/12/2012		\$ 100,000.00	\$ 100,000.00	\$ 100,000.00	4/13/2011
205072	303 REG	AG1104706	CITIZENS NATIONAL OF BLUFFTON		4/12/2012		\$ 40,000.00	\$ 40,000.00	\$ 40,000.00	4/13/2011
205073	303 REG	AG1104714	CITIZENS NATIONAL OF BLUFFTON		4/12/2012		\$ 100,000.00	\$ 100,000.00	\$ 100,000.00	4/13/2011
205074	303 REG	AG1104722	CITIZENS NATIONAL OF BLUFFTON		4/12/2012		\$ 100,000.00	\$ 100,000.00	\$ 100,000.00	4/13/2011
205075	303 REG	AG1104730	CITIZENS NATIONAL OF BLUFFTON		4/12/2012		\$ 50,000.00	\$ 50,000.00	\$ 50,000.00	4/13/2011
205076	303 REG	AG1104748	CITIZENS NATIONAL OF BLUFFTON		4/12/2012		\$ 70,000.00	\$ 70,000.00	\$ 70,000.00	4/13/2011
205077	303 REG	AG1104755	CITIZENS NATIONAL OF BLUFFTON		4/12/2012		\$ 100,000.00	\$ 100,000.00	\$ 100,000.00	4/13/2011
205078	303 REG	AG1104763	CITIZENS NATIONAL OF BLUFFTON		4/12/2012		\$ 80,000.00	\$ 80,000.00	\$ 80,000.00	4/13/2011
205079	303 REG	AG1104771	CITIZENS NATIONAL OF BLUFFTON		4/12/2012		\$ 95,000.00	\$ 95,000.00	\$ 95,000.00	4/13/2011
205080	303 REG	AG1104789	CITIZENS NATIONAL OF BLUFFTON		4/12/2012		\$ 25,000.00	\$ 25,000.00	\$ 25,000.00	4/13/2011
205081	303 REG	AG1104797	CITIZENS NATIONAL OF BLUFFTON		4/12/2012		\$ 28,000.00	\$ 28,000.00	\$ 28,000.00	4/13/2011
205082	303 REG	AG1104805	CITIZENS NATIONAL OF BLUFFTON		4/12/2012		\$ 100,000.00	\$ 100,000.00	\$ 100,000.00	4/13/2011
205083	303 REG	AG1104813	CITIZENS NATIONAL OF BLUFFTON		4/12/2012		\$ 100,000.00	\$ 100,000.00	\$ 100,000.00	4/13/2011
205084	303 REG	AG1104821	CITIZENS NATIONAL OF BLUFFTON		4/12/2012		\$ 100,000.00	\$ 100,000.00	\$ 100,000.00	4/13/2011
205085	303 REG	AG1104839	CITIZENS NATIONAL OF BLUFFTON		4/12/2012		\$ 100,000.00	\$ 100,000.00	\$ 100,000.00	4/13/2011
205086	303 REG	AG1104847	CITIZENS NATIONAL OF BLUFFTON		4/12/2012		\$ 100,000.00	\$ 100,000.00	\$ 100,000.00	4/13/2011
205087	303 REG	AG1104854	CITIZENS NATIONAL OF BLUFFTON		4/12/2012		\$ 100,000.00	\$ 100,000.00	\$ 100,000.00	4/13/2011
205088	303 REG	AG1104862	CITIZENS NATIONAL OF BLUFFTON		4/12/2012		\$ 85,000.00	\$ 85,000.00	\$ 85,000.00	4/13/2011
205090	303 REG	AG1104870	CITIZENS NATIONAL OF BLUFFTON		4/12/2012		\$ 80,000.00	\$ 80,000.00	\$ 80,000.00	4/13/2011
205089	303 REG	AG1104888	CITIZENS NATIONAL OF BLUFFTON		4/12/2012		\$ 60,000.00	\$ 60,000.00	\$ 60,000.00	4/13/2011

PGM: INVS\_MONTHEND\_INVENTORY  
 SOURCE: VisualQED  
 MODEL: INVENTORY  
 BASIS: SETTLEMENT  
 AS-OF: 9/30/2011

**JOSH MANDEL  
 TREASURER, STATE OF OHIO**

INVESTMENT INVENTORY  
 SETTLED POSITIONS AS OF: 09/30/11

INVT#	FUND	CUSIP	DESCRIPTION	RATE	MATURITY	YIELD	PAR AMOUNT	BOOK VALUE	MARKET VALUE	1ST PUR
205091	303 REG	AG1104896	CITIZENS NATIONAL OF BLUFFTON		4/12/2012	0.15	\$ 100,000.00	\$ 100,000.00	\$ 100,000.00	4/13/2011
205093	303 REG	AG1104912	CITIZENS NATIONAL OF BLUFFTON		4/12/2012		\$ 100,000.00	\$ 100,000.00	\$ 100,000.00	4/13/2011
205094	303 REG	AG1104920	HUNTINGTON NATIONAL BANK, NA		4/12/2012		\$ 100,000.00	\$ 100,000.00	\$ 100,000.00	4/13/2011
205095	303 REG	AG1104938	MINSTER BANK		4/12/2012		\$ 90,000.00	\$ 90,000.00	\$ 90,000.00	4/14/2011
205096	303 REG	AG1104946	MINSTER BANK		4/12/2012		\$ 100,000.00	\$ 100,000.00	\$ 100,000.00	4/14/2011
205097	303 REG	AG1104953	MINSTER BANK		4/12/2012		\$ 40,000.00	\$ 40,000.00	\$ 40,000.00	4/14/2011
205098	303 REG	AG1104961	MINSTER BANK		4/12/2012		\$ 100,000.00	\$ 100,000.00	\$ 100,000.00	4/14/2011
205099	303 REG	AG1104979	MINSTER BANK		4/12/2012		\$ 40,000.00	\$ 40,000.00	\$ 40,000.00	4/14/2011
205100	303 REG	AG1104987	MINSTER BANK		4/12/2012		\$ 25,000.00	\$ 25,000.00	\$ 25,000.00	4/14/2011
205101	303 REG	AG1104995	CROGHAN COLONIAL BANK		4/12/2012		\$ 100,000.00	\$ 100,000.00	\$ 100,000.00	4/14/2011
205102	303 REG	AG1105000	CROGHAN COLONIAL BANK		4/12/2012		\$ 100,000.00	\$ 100,000.00	\$ 100,000.00	4/14/2011
205103	303 REG	AG1105018	CROGHAN COLONIAL BANK		4/12/2012		\$ 100,000.00	\$ 100,000.00	\$ 100,000.00	4/14/2011
205104	303 REG	AG1105026	COMMUNITY FIRST BANK		4/12/2012		\$ 100,000.00	\$ 100,000.00	\$ 100,000.00	4/14/2011
205105	303 REG	AG1105034	COMMUNITY FIRST BANK		4/12/2012		\$ 20,150.00	\$ 20,150.00	\$ 20,150.00	4/14/2011
205106	303 REG	AG1105042	COMMUNITY FIRST BANK		4/12/2012		\$ 100,000.00	\$ 100,000.00	\$ 100,000.00	4/14/2011
205107	303 REG	AG1105059	COMMUNITY FIRST BANK		4/12/2012		\$ 100,000.00	\$ 100,000.00	\$ 100,000.00	4/14/2011
205108	303 REG	AG1105067	COMMUNITY FIRST BANK		4/12/2012		\$ 100,000.00	\$ 100,000.00	\$ 100,000.00	4/14/2011
205109	303 REG	AG1105075	COMMUNITY FIRST BANK		4/12/2012		\$ 25,000.00	\$ 25,000.00	\$ 25,000.00	4/14/2011
205110	303 REG	AG1105083	COMMUNITY FIRST BANK		4/12/2012		\$ 45,282.00	\$ 45,282.00	\$ 45,282.00	4/14/2011
205111	303 REG	AG1105091	COMMUNITY FIRST BANK		4/12/2012		\$ 20,000.00	\$ 20,000.00	\$ 20,000.00	4/14/2011
205217	303 REG	AG1105109	HOME SAVINGS & LOAN CO KENTON		4/12/2012	0.15	\$ 40,000.00	\$ 40,000.00	\$ 40,000.00	4/18/2011
205218	303 REG	AG1105117	HOME SAVINGS & LOAN CO KENTON		4/12/2012	0.15	\$ 22,000.00	\$ 22,000.00	\$ 22,000.00	4/18/2011
205219	303 REG	AG1105125	HOME SAVINGS & LOAN CO KENTON		4/12/2012	0.15	\$ 50,000.00	\$ 50,000.00	\$ 50,000.00	4/18/2011
205220	303 REG	AG1105133	HOME SAVINGS & LOAN CO KENTON		4/12/2012	0.15	\$ 100,000.00	\$ 100,000.00	\$ 100,000.00	4/18/2011
205221	303 REG	AG1105141	HOME SAVINGS & LOAN CO KENTON		4/12/2012	0.15	\$ 66,000.00	\$ 66,000.00	\$ 66,000.00	4/18/2011
205222	303 REG	AG1105158	HOME SAVINGS & LOAN CO KENTON		4/12/2012	0.15	\$ 100,000.00	\$ 100,000.00	\$ 100,000.00	4/18/2011
205223	303 REG	AG1105166	HOME SAVINGS & LOAN CO KENTON		4/12/2012	0.15	\$ 100,000.00	\$ 100,000.00	\$ 100,000.00	4/18/2011
205157	303 REG	AG1105323	HUNTINGTON NATIONAL BANK, NA		4/12/2012	0.15	\$ 100,000.00	\$ 100,000.00	\$ 100,000.00	4/18/2011
205227	303 REG	AG1105331	FIRST NATIONAL BANK, PANDORA		4/12/2012	0.15	\$ 100,000.00	\$ 100,000.00	\$ 100,000.00	4/20/2011
205228	303 REG	AG1105349	FIRST NATIONAL BANK, PANDORA		4/12/2012	0.15	\$ 100,000.00	\$ 100,000.00	\$ 100,000.00	4/20/2011
205229	303 REG	AG1105356	FIRST NATIONAL BANK, PANDORA		4/12/2012	0.15	\$ 16,000.00	\$ 16,000.00	\$ 16,000.00	4/20/2011
205230	303 REG	AG1105364	FIRST NATIONAL BANK, PANDORA		4/12/2012	0.15	\$ 100,000.00	\$ 100,000.00	\$ 100,000.00	4/20/2011
205231	303 REG	AG1105372	FIRST NATIONAL BANK, PANDORA		4/12/2012	0.15	\$ 40,000.00	\$ 40,000.00	\$ 40,000.00	4/20/2011
205232	303 REG	AG1105380	FIRST NATIONAL BANK, PANDORA		4/12/2012	0.15	\$ 40,000.00	\$ 40,000.00	\$ 40,000.00	4/20/2011
205233	303 REG	AG1105398	FIRST NATIONAL BANK, PANDORA		4/12/2012	0.15	\$ 100,000.00	\$ 100,000.00	\$ 100,000.00	4/20/2011
205266	303 REG	AG1105406	FIRST FEDERAL BANK OF THE MIDWEST		4/12/2012		\$ 100,000.00	\$ 100,000.00	\$ 100,000.00	4/25/2011
205313	303 REG	AG1105448	OLD FORT BANKING COMPANY		4/12/2012		\$ 100,000.00	\$ 100,000.00	\$ 100,000.00	4/27/2011
205442	303 REG	AG1105521	VINTON COUNTY NATIONAL BANK		4/12/2012	0.15	\$ 100,000.00	\$ 100,000.00	\$ 100,000.00	5/3/2011
205443	303 REG	AG1105539	VINTON COUNTY NATIONAL BANK		4/12/2012	0.15	\$ 35,000.00	\$ 35,000.00	\$ 35,000.00	5/3/2011
205444	303 REG	AG1105547	VINTON COUNTY NATIONAL BANK		4/12/2012	0.15	\$ 100,000.00	\$ 100,000.00	\$ 100,000.00	5/3/2011
205726	303 REG	AG1105570	PARK NATIONAL BANK		4/12/2012		\$ 100,000.00	\$ 100,000.00	\$ 100,000.00	5/20/2011
205771	303 REG	AG1105588	FIRST NATIONAL BANK, PANDORA		4/12/2012		\$ 35,000.00	\$ 35,000.00	\$ 35,000.00	5/23/2011
205772	303 REG	AG1105596	FIRST NATIONAL BANK, PANDORA		4/12/2012		\$ 100,000.00	\$ 100,000.00	\$ 100,000.00	5/23/2011
205773	303 REG	AG1105604	FIRST NATIONAL BANK, PANDORA		4/12/2012		\$ 80,000.00	\$ 80,000.00	\$ 80,000.00	5/23/2011
205774	303 REG	AG1105612	FIRST NATIONAL BANK, PANDORA		4/12/2012		\$ 100,000.00	\$ 100,000.00	\$ 100,000.00	5/23/2011
205775	303 REG	AG1105620	FIRST NATIONAL BANK, PANDORA		4/12/2012		\$ 100,000.00	\$ 100,000.00	\$ 100,000.00	5/23/2011
205776	303 REG	AG1105638	FIRST NATIONAL BANK, PANDORA		4/12/2012		\$ 40,262.00	\$ 40,262.00	\$ 40,262.00	5/23/2011
205777	303 REG	AG1105646	FIRST NATIONAL BANK, PANDORA		4/12/2012		\$ 30,000.00	\$ 30,000.00	\$ 30,000.00	5/23/2011
205778	303 REG	AG1105653	FIRST NATIONAL BANK, PANDORA		4/12/2012		\$ 100,000.00	\$ 100,000.00	\$ 100,000.00	5/23/2011
205781	303 REG	AG1105687	FIRST NATIONAL BANK, PANDORA		4/12/2012		\$ 100,000.00	\$ 100,000.00	\$ 100,000.00	5/23/2011
							\$ 44,502,072.00	\$ 44,502,072.00	\$ 44,502,072.00	
204634	303 REG	31331KHA1	KEYBANK, NA		5/11/2012	0.35	\$ 15,000,000.00	\$ 15,000,000.00	\$ 15,000,000.00	4/11/2011
							\$ 15,000,000.00	\$ 15,000,000.00	\$ 15,000,000.00	
193689	303 REG	EC1000016	KEYBANK, NA	0.15	10/6/2011	0.15	\$ 100,000.00	\$ 100,000.00	\$ 100,000.00	10/6/2009
193690	303 REG	EC1000024	KEYBANK, NA	0.15	10/6/2011	0.15	\$ 70,000.00	\$ 70,000.00	\$ 70,000.00	10/6/2009
194026	303 REG	EC1000032	KEYBANK, NA	0.15	11/4/2011	0.15	\$ 40,625.00	\$ 40,625.00	\$ 40,625.00	11/4/2009



PGM: INVS\_MONTHEND\_INVENTORY  
 SOURCE: VisualQED  
 MODEL: INVENTORY  
 BASIS: SETTLEMENT  
 AS-OF: 9/30/2011

**JOSH MANDEL**  
**TREASURER, STATE OF OHIO**

INVESTMENT INVENTORY  
 SETTLED POSITIONS AS OF: 09/30/11

INVT#	FUND	CUSIP	DESCRIPTION	RATE	MATURITY	YIELD	PAR AMOUNT	BOOK VALUE	MARKET VALUE	1ST PUR
194174	303 REG	EC1000040	HUNTINGTON NATIONAL BANK, NA	0.15	11/18/2011	0.15	\$ 52,500.00	\$ 52,500.00	\$ 52,500.00	11/19/2009
194365	303 REG	EC1000057	KEYBANK, NA	0.15	12/9/2011	0.15	\$ 80,000.00	\$ 80,000.00	\$ 80,000.00	12/11/2009
194486	303 REG	EC1000065	CORTLAND SAVINGS & BANKING CO	0.15	12/28/2011	0.15	\$ 20,128.75	\$ 20,128.75	\$ 20,128.75	12/28/2009
194842	303 REG	EC1000073	HUNTINGTON NATIONAL BANK, NA	0.15	2/3/2012	0.15	\$ 85,000.00	\$ 85,000.00	\$ 85,000.00	2/3/2010
195446	303 REG	EC1000081	U.S. BANK, N.A.	0.15	3/12/2012	0.15	\$ 36,210.00	\$ 36,210.00	\$ 36,210.00	3/12/2010
195640	303 REG	EC1000099	HUNTINGTON NATIONAL BANK, NA	0.15	3/23/2012	0.15	\$ 57,500.00	\$ 57,500.00	\$ 57,500.00	3/23/2010
195819	303 REG	EC1000107	HUNTINGTON NATIONAL BANK, NA	0.15	4/5/2012	0.15	\$ 55,000.00	\$ 55,000.00	\$ 55,000.00	4/5/2010
196780	303 REG	EC1000115	HUNTINGTON NATIONAL BANK, NA	0.15	4/23/2012	0.15	\$ 125,000.00	\$ 125,000.00	\$ 125,000.00	4/23/2010
197194	303 REG	EC1000123	HUNTINGTON NATIONAL BANK, NA	0.15	5/11/2012	0.15	\$ 101,640.00	\$ 101,640.00	\$ 101,640.00	5/12/2010
197738	303 REG	EC1000131	HUNTINGTON NATIONAL BANK, NA	0.15	6/7/2012	0.15	\$ 23,000.00	\$ 23,000.00	\$ 23,000.00	6/7/2010
197739	303 REG	EC1000149	HUNTINGTON NATIONAL BANK, NA	0.15	6/7/2012	0.15	\$ 60,000.00	\$ 60,000.00	\$ 60,000.00	6/7/2010
197776	303 REG	EC1000156	U.S. BANK, N.A.	0.15	6/8/2012	0.15	\$ 50,600.00	\$ 50,600.00	\$ 50,600.00	6/8/2010
198765	303 REG	EC1000164	KEYBANK, NA	0.15	7/12/2012	0.15	\$ 50,000.00	\$ 50,000.00	\$ 50,000.00	7/12/2010
198778	303 REG	EC1000172	HUNTINGTON NATIONAL BANK, NA	0.15	7/13/2012	0.15	\$ 70,500.00	\$ 70,500.00	\$ 70,500.00	7/13/2010
198781	303 REG	EC1000180	HUNTINGTON NATIONAL BANK, NA	0.15	7/13/2012	0.15	\$ 30,000.00	\$ 30,000.00	\$ 30,000.00	7/13/2010
198782	303 REG	EC1000198	HUNTINGTON NATIONAL BANK, NA	0.15	7/13/2012	0.15	\$ 32,500.00	\$ 32,500.00	\$ 32,500.00	7/13/2010
198783	303 REG	EC1000206	HUNTINGTON NATIONAL BANK, NA	0.15	7/13/2012	0.15	\$ 47,935.00	\$ 47,935.00	\$ 47,935.00	7/13/2010
198784	303 REG	EC1000214	HUNTINGTON NATIONAL BANK, NA	0.15	7/13/2012	0.15	\$ 25,000.00	\$ 25,000.00	\$ 25,000.00	7/13/2010
198796	303 REG	EC1000222	KEYBANK, NA	0.15	7/13/2012	0.15	\$ 46,750.00	\$ 46,750.00	\$ 46,750.00	7/14/2010
198797	303 REG	EC1000230	KEYBANK, NA	0.15	7/13/2012	0.15	\$ 75,000.00	\$ 75,000.00	\$ 75,000.00	7/14/2010
198801	303 REG	EC1000248	KEYBANK, NA	0.15	7/13/2012	0.15	\$ 80,000.00	\$ 80,000.00	\$ 80,000.00	7/14/2010
198803	303 REG	EC1000255	KEYBANK, NA	0.15	7/13/2012	0.15	\$ 70,500.00	\$ 70,500.00	\$ 70,500.00	7/14/2010
198805	303 REG	EC1000263	KEYBANK, NA	0.15	7/13/2012	0.15	\$ 125,000.00	\$ 125,000.00	\$ 125,000.00	7/14/2010
198808	303 REG	EC1000271	KEYBANK, NA	0.15	7/13/2012	0.15	\$ 40,000.00	\$ 40,000.00	\$ 40,000.00	7/14/2010
198809	303 REG	EC1000289	KEYBANK, NA	0.15	7/13/2012	0.15	\$ 80,000.00	\$ 80,000.00	\$ 80,000.00	7/14/2010
198824	303 REG	EC1000297	KEYBANK, NA	0.15	7/13/2012	0.15	\$ 31,525.00	\$ 31,525.00	\$ 31,525.00	7/14/2010
198825	303 REG	EC1000305	KEYBANK, NA	0.15	7/13/2012	0.15	\$ 100,000.00	\$ 100,000.00	\$ 100,000.00	7/14/2010
198826	303 REG	EC1000313	KEYBANK, NA	0.15	7/13/2012	0.15	\$ 99,975.00	\$ 99,975.00	\$ 99,975.00	7/14/2010
198827	303 REG	EC1000321	KEYBANK, NA	0.15	7/13/2012	0.15	\$ 46,000.00	\$ 46,000.00	\$ 46,000.00	7/14/2010
198987	303 REG	EC1100014	HUNTINGTON NATIONAL BANK, NA	0.15	7/20/2012	0.15	\$ 25,000.00	\$ 25,000.00	\$ 25,000.00	7/20/2010
198988	303 REG	EC1100022	HUNTINGTON NATIONAL BANK, NA	0.15	7/20/2012	0.15	\$ 71,885.00	\$ 71,885.00	\$ 71,885.00	7/20/2010
199072	303 REG	EC1100030	KEYBANK, NA	0.15	7/20/2012	0.15	\$ 100,000.00	\$ 100,000.00	\$ 100,000.00	7/22/2010
199287	303 REG	EC1100048	HUNTINGTON NATIONAL BANK, NA	0.15	7/30/2012	0.15	\$ 125,000.00	\$ 125,000.00	\$ 125,000.00	7/30/2010
199288	303 REG	EC1100055	HUNTINGTON NATIONAL BANK, NA	0.15	7/30/2012	0.15	\$ 36,325.00	\$ 36,325.00	\$ 36,325.00	7/30/2010
199289	303 REG	EC1100063	HUNTINGTON NATIONAL BANK, NA	0.15	7/30/2012	0.15	\$ 32,500.00	\$ 32,500.00	\$ 32,500.00	7/30/2010
199428	303 REG	EC1100071	KEYBANK, NA	0.15	8/3/2012	0.15	\$ 124,490.00	\$ 124,490.00	\$ 124,490.00	8/5/2010
199612	303 REG	EC1100089	U.S. BANK, N.A.	0.15	8/10/2012	0.15	\$ 95,520.00	\$ 95,520.00	\$ 95,520.00	8/11/2010
199779	303 REG	EC1100105	HUNTINGTON NATIONAL BANK, NA	0.15	8/17/2012	0.15	\$ 100,000.00	\$ 100,000.00	\$ 100,000.00	8/18/2010
199780	303 REG	EC1100113	HUNTINGTON NATIONAL BANK, NA	0.15	8/17/2012	0.15	\$ 96,400.00	\$ 96,400.00	\$ 96,400.00	8/18/2010
199840	303 REG	EC1100121	KEYBANK, NA	0.15	8/20/2012	0.15	\$ 80,500.00	\$ 80,500.00	\$ 80,500.00	8/20/2010
199993	303 REG	EC1100139	KEYBANK, NA	0.15	8/24/2012	0.15	\$ 90,000.00	\$ 90,000.00	\$ 90,000.00	8/26/2010
199994	303 REG	EC1100147	KEYBANK, NA	0.15	8/24/2012	0.15	\$ 107,440.00	\$ 107,440.00	\$ 107,440.00	8/26/2010
200225	303 REG	EC1100154	HUNTINGTON NATIONAL BANK, NA	0.15	8/31/2012	0.15	\$ 47,500.00	\$ 47,500.00	\$ 47,500.00	9/3/2010
200226	303 REG	EC1100162	HUNTINGTON NATIONAL BANK, NA	0.15	8/31/2012	0.15	\$ 25,000.00	\$ 25,000.00	\$ 25,000.00	9/3/2010
200227	303 REG	EC1100170	HUNTINGTON NATIONAL BANK, NA	0.15	8/31/2012	0.15	\$ 125,000.00	\$ 125,000.00	\$ 125,000.00	9/3/2010
200347	303 REG	EC1100188	LAKE NATIONAL BANK	0.15	9/10/2012	0.15	\$ 124,875.00	\$ 124,875.00	\$ 124,875.00	9/10/2010
200478	303 REG	EC1100196	HUNTINGTON NATIONAL BANK, NA	0.15	9/14/2012	0.15	\$ 48,750.00	\$ 48,750.00	\$ 48,750.00	9/16/2010
200479	303 REG	EC1100204	HUNTINGTON NATIONAL BANK, NA	0.15	9/14/2012	0.15	\$ 75,000.00	\$ 75,000.00	\$ 75,000.00	9/16/2010
200480	303 REG	EC1100212	HUNTINGTON NATIONAL BANK, NA	0.15	9/14/2012	0.15	\$ 74,200.00	\$ 74,200.00	\$ 74,200.00	9/16/2010
200568	303 REG	EC1100220	CONSUMERS NATIONAL BANK	0.15	9/20/2012	0.15	\$ 15,325.00	\$ 15,325.00	\$ 15,325.00	9/20/2010
200660	303 REG	EC1100238	KEYBANK, NA	0.15	9/21/2012	0.15	\$ 100,000.00	\$ 100,000.00	\$ 100,000.00	9/22/2010
200813	303 REG	EC1100246	U.S. BANK, N.A.	0.15	9/27/2012	0.15	\$ 78,605.00	\$ 78,605.00	\$ 78,605.00	9/27/2010
201152	303 REG	EC1100253	HUNTINGTON NATIONAL BANK, NA	0.15	10/12/2012	0.15	\$ 50,000.00	\$ 50,000.00	\$ 50,000.00	10/12/2010
201153	303 REG	EC1100261	HUNTINGTON NATIONAL BANK, NA	0.15	10/12/2012	0.15	\$ 124,000.00	\$ 124,000.00	\$ 124,000.00	10/12/2010
201154	303 REG	EC1100279	HUNTINGTON NATIONAL BANK, NA	0.15	10/12/2012	0.15	\$ 30,000.00	\$ 30,000.00	\$ 30,000.00	10/12/2010
201156	303 REG	EC1100287	HUNTINGTON NATIONAL BANK, NA	0.15	10/12/2012	0.15	\$ 125,000.00	\$ 125,000.00	\$ 125,000.00	10/12/2010
201157	303 REG	EC1100295	HUNTINGTON NATIONAL BANK, NA	0.15	10/12/2012	0.15	\$ 61,565.00	\$ 61,565.00	\$ 61,565.00	10/12/2010
201159	303 REG	EC1100303	HUNTINGTON NATIONAL BANK, NA	0.15	10/12/2012	0.15	\$ 50,000.00	\$ 50,000.00	\$ 50,000.00	10/12/2010

PGM: INVS\_MONTHEND\_INVENTORY  
 SOURCE: VisualQED  
 MODEL: INVENTORY  
 BASIS: SETTLEMENT  
 AS-OF: 9/30/2011

**JOSH MANDEL  
 TREASURER, STATE OF OHIO**

INVESTMENT INVENTORY  
 SETTLED POSITIONS AS OF: 09/30/11

INVT#	FUND	CUSIP	DESCRIPTION	RATE	MATURITY	YIELD	PAR AMOUNT	BOOK VALUE	MARKET VALUE	1ST PUR
201281	303 REG	EC1100311	KEYBANK, NA	0.15	10/15/2012	0.15	\$ 31,000.00	\$ 31,000.00	\$ 31,000.00	10/15/2010
201282	303 REG	EC1100329	KEYBANK, NA	0.15	10/15/2012	0.15	\$ 135,000.00	\$ 135,000.00	\$ 135,000.00	10/15/2010
201384	303 REG	EC1100337	HUNTINGTON NATIONAL BANK, NA	0.15	10/19/2012	0.15	\$ 90,000.00	\$ 90,000.00	\$ 90,000.00	10/19/2010
201496	303 REG	EC1100345	KEYBANK, NA	0.15	10/22/2012	0.15	\$ 39,620.00	\$ 39,620.00	\$ 39,620.00	10/22/2010
201497	303 REG	EC1100352	KEYBANK, NA	0.15	10/22/2012	0.15	\$ 147,500.00	\$ 147,500.00	\$ 147,500.00	10/22/2010
201515	303 REG	EC1100360	HUNTINGTON NATIONAL BANK, NA	0.15	10/25/2012	0.15	\$ 29,355.00	\$ 29,355.00	\$ 29,355.00	10/25/2010
201516	303 REG	EC1100378	HUNTINGTON NATIONAL BANK, NA	0.15	10/25/2012	0.15	\$ 47,910.00	\$ 47,910.00	\$ 47,910.00	10/25/2010
201624	303 REG	EC1100386	HUNTINGTON NATIONAL BANK, NA	0.15	10/29/2012	0.15	\$ 100,000.00	\$ 100,000.00	\$ 100,000.00	10/29/2010
201625	303 REG	EC1100394	HUNTINGTON NATIONAL BANK, NA	0.15	10/29/2012	0.15	\$ 34,140.00	\$ 34,140.00	\$ 34,140.00	10/29/2010
201654	303 REG	EC1100402	CONSUMERS NATIONAL BANK	0.15	11/1/2012	0.15	\$ 35,000.00	\$ 35,000.00	\$ 35,000.00	11/1/2010
201849	303 REG	EC1100410	KEYBANK, NA	0.15	11/9/2012	0.15	\$ 33,000.00	\$ 33,000.00	\$ 33,000.00	11/9/2010
201850	303 REG	EC1100428	KEYBANK, NA	0.15	11/9/2012	0.15	\$ 30,000.00	\$ 30,000.00	\$ 30,000.00	11/9/2010
201851	303 REG	EC1100436	KEYBANK, NA	0.15	11/9/2012	0.15	\$ 31,250.00	\$ 31,250.00	\$ 31,250.00	11/9/2010
201873	303 REG	EC1100444	CONSUMERS NATIONAL BANK	0.15	11/9/2012	0.15	\$ 32,500.00	\$ 32,500.00	\$ 32,500.00	11/9/2010
202130	303 REG	EC1100451	HUNTINGTON NATIONAL BANK, NA	0.15	11/19/2012	0.15	\$ 86,374.10	\$ 86,374.10	\$ 86,374.10	11/19/2010
202131	303 REG	EC1100469	HUNTINGTON NATIONAL BANK, NA	0.15	11/19/2012	0.15	\$ 125,000.00	\$ 125,000.00	\$ 125,000.00	11/19/2010
202132	303 REG	EC1100477	HUNTINGTON NATIONAL BANK, NA	0.15	11/19/2012	0.15	\$ 46,750.00	\$ 46,750.00	\$ 46,750.00	11/19/2010
202133	303 REG	EC1100485	HUNTINGTON NATIONAL BANK, NA	0.15	11/19/2012	0.15	\$ 48,000.00	\$ 48,000.00	\$ 48,000.00	11/19/2010
202134	303 REG	EC1100493	HUNTINGTON NATIONAL BANK, NA	0.15	11/19/2012	0.15	\$ 56,635.00	\$ 56,635.00	\$ 56,635.00	11/19/2010
202244	303 REG	EC1100501	CONSUMERS NATIONAL BANK	0.15	11/21/2012	0.15	\$ 57,500.00	\$ 57,500.00	\$ 57,500.00	11/23/2010
202319	303 REG	EC1100519	U.S. BANK, N.A.	0.15	11/29/2012	0.15	\$ 42,753.60	\$ 42,753.60	\$ 42,753.60	11/29/2010
202322	303 REG	EC1100527	U.S. BANK, N.A.	0.15	11/29/2012	0.15	\$ 80,145.00	\$ 80,145.00	\$ 80,145.00	11/29/2010
202352	303 REG	EC1100535	FIRST NATIONAL BANK, NEW BREMEN	0.15	11/30/2012	0.15	\$ 110,000.00	\$ 110,000.00	\$ 110,000.00	11/30/2010
202419	303 REG	EC1100543	LIBERTY NATIONAL BANK	0.15	11/30/2012	0.15	\$ 31,575.00	\$ 31,575.00	\$ 31,575.00	12/1/2010
202420	303 REG	EC1100550	LIBERTY NATIONAL BANK	0.15	11/30/2012	0.15	\$ 33,500.00	\$ 33,500.00	\$ 33,500.00	12/1/2010
202607	303 REG	EC1100568	KEYBANK, NA	0.15	12/7/2012	0.15	\$ 25,000.00	\$ 25,000.00	\$ 25,000.00	12/8/2010
202608	303 REG	EC1100576	KEYBANK, NA	0.15	12/7/2012	0.15	\$ 27,320.00	\$ 27,320.00	\$ 27,320.00	12/8/2010
202609	303 REG	EC1100584	KEYBANK, NA	0.15	12/7/2012	0.15	\$ 39,500.00	\$ 39,500.00	\$ 39,500.00	12/8/2010
202610	303 REG	EC1100592	KEYBANK, NA	0.15	12/7/2012	0.15	\$ 25,000.00	\$ 25,000.00	\$ 25,000.00	12/8/2010
202741	303 REG	EC1100600	CONSUMERS NATIONAL BANK	0.15	12/14/2012	0.15	\$ 12,500.00	\$ 12,500.00	\$ 12,500.00	12/15/2010
202834	303 REG	EC1100618	HUNTINGTON NATIONAL BANK, NA	0.15	12/21/2012	0.15	\$ 82,845.00	\$ 82,845.00	\$ 82,845.00	12/21/2010
202835	303 REG	EC1100626	HUNTINGTON NATIONAL BANK, NA	0.15	12/21/2012	0.15	\$ 100,000.00	\$ 100,000.00	\$ 100,000.00	12/21/2010
202836	303 REG	EC1100634	HUNTINGTON NATIONAL BANK, NA	0.15	12/21/2012	0.15	\$ 60,000.00	\$ 60,000.00	\$ 60,000.00	12/21/2010
202837	303 REG	EC1100642	HUNTINGTON NATIONAL BANK, NA	0.15	12/21/2012	0.15	\$ 172,020.00	\$ 172,020.00	\$ 172,020.00	12/21/2010
202887	303 REG	EC1100659	GREENVILLE FEDERAL S&L ASSOC.	0.15	12/21/2012	0.15	\$ 122,835.00	\$ 122,835.00	\$ 122,835.00	12/22/2010
202964	303 REG	EC1100667	CONSUMERS NATIONAL BANK	0.15	12/28/2012	0.15	\$ 25,700.00	\$ 25,700.00	\$ 25,700.00	12/29/2010
202981	303 REG	EC1100675	U.S. BANK, N.A.	0.15	12/28/2012	0.15	\$ 29,000.00	\$ 29,000.00	\$ 29,000.00	12/30/2010
203083	303 REG	EC1100683	KEYBANK, NA	0.15	1/4/2013	0.15	\$ 70,000.00	\$ 70,000.00	\$ 70,000.00	1/5/2011
203084	303 REG	EC1100691	KEYBANK, NA	0.15	1/4/2013	0.15	\$ 45,589.60	\$ 45,589.60	\$ 45,589.60	1/5/2011
203085	303 REG	EC1100709	KEYBANK, NA	0.15	1/4/2013	0.15	\$ 103,000.00	\$ 103,000.00	\$ 103,000.00	1/5/2011
203086	303 REG	EC1100717	KEYBANK, NA	0.15	1/4/2013	0.15	\$ 31,000.00	\$ 31,000.00	\$ 31,000.00	1/5/2011
203087	303 REG	EC1100725	KEYBANK, NA	0.15	1/4/2013	0.15	\$ 50,880.00	\$ 50,880.00	\$ 50,880.00	1/5/2011
203546	303 REG	EC1100733	KEYBANK, NA	0.15	2/4/2013	0.15	\$ 33,669.00	\$ 33,669.00	\$ 33,669.00	2/4/2011
204007	303 REG	EC1100741	KEYBANK, NA	0.15	3/4/2013	0.15	\$ 91,410.00	\$ 91,410.00	\$ 91,410.00	3/4/2011
204008	303 REG	EC1100758	KEYBANK, NA	0.15	3/4/2013	0.15	\$ 25,225.00	\$ 25,225.00	\$ 25,225.00	3/4/2011
204009	303 REG	EC1100766	KEYBANK, NA	0.15	3/4/2013	0.15	\$ 100,000.00	\$ 100,000.00	\$ 100,000.00	3/4/2011
204010	303 REG	EC1100774	KEYBANK, NA	0.15	3/4/2013	0.15	\$ 32,500.00	\$ 32,500.00	\$ 32,500.00	3/4/2011
204260	303 REG	EC1100782	VINTON COUNTY NATIONAL BANK	0.15	3/22/2013	0.15	\$ 125,000.00	\$ 125,000.00	\$ 125,000.00	3/23/2011
204444	303 REG	EC1100790	KEYBANK, NA	0.15	4/5/2013	0.15	\$ 125,005.00	\$ 125,005.00	\$ 125,005.00	4/5/2011
204445	303 REG	EC1100808	KEYBANK, NA	0.15	4/5/2013	0.15	\$ 117,000.00	\$ 117,000.00	\$ 117,000.00	4/5/2011
204446	303 REG	EC1100816	KEYBANK, NA	0.15	4/5/2013	0.15	\$ 75,000.00	\$ 75,000.00	\$ 75,000.00	4/5/2011
204447	303 REG	EC1100824	KEYBANK, NA	0.15	4/5/2013	0.15	\$ 35,838.75	\$ 35,838.75	\$ 35,838.75	4/5/2011
204975	303 REG	EC1100840	CONSUMERS NATIONAL BANK	0.15	4/12/2013	0.15	\$ 14,000.00	\$ 14,000.00	\$ 14,000.00	4/13/2011
205268	303 REG	EC1100857	GREENVILLE FEDERAL S&L ASSOC.	0.15	4/25/2013	0.15	\$ 125,000.00	\$ 125,000.00	\$ 125,000.00	4/25/2011
205426	303 REG	EC1100865	U.S. BANK, N.A.	0.15	5/3/2013	0.15	\$ 82,190.00	\$ 82,190.00	\$ 82,190.00	5/3/2011
205533	303 REG	EC1100873	KEYBANK, NA	0.15	5/6/2013	0.15	\$ 246,869.00	\$ 246,869.00	\$ 246,869.00	5/6/2011
205532	303 REG	EC1100881	KEYBANK, NA	0.15	5/6/2013	0.15	\$ 36,100.00	\$ 36,100.00	\$ 36,100.00	5/6/2011
205534	303 REG	EC1100899	KEYBANK, NA	0.15	5/6/2013	0.15	\$ 59,105.00	\$ 59,105.00	\$ 59,105.00	5/6/2011

PGM: INVS\_MONTHEND\_INVENTORY  
 SOURCE: VisualQED  
 MODEL: INVENTORY  
 BASIS: SETTLEMENT  
 AS-OF: 9/30/2011

**JOSH MANDEL  
 TREASURER, STATE OF OHIO**

INVESTMENT INVENTORY  
 SETTLED POSITIONS AS OF: 09/30/11

INVT#	FUND	CUSIP	DESCRIPTION	RATE	MATURITY	YIELD	PAR AMOUNT	BOOK VALUE	MARKET VALUE	1ST PUR
205535	303 REG	EC1100907	KEYBANK, NA	0.15	5/6/2013	0.15	\$ 43,700.00	\$ 43,700.00	\$ 43,700.00	5/6/2011
205536	303 REG	EC1100915	KEYBANK, NA	0.15	5/6/2013	0.15	\$ 119,310.00	\$ 119,310.00	\$ 119,310.00	5/6/2011
205537	303 REG	EC1100923	KEYBANK, NA	0.15	5/6/2013	0.15	\$ 43,805.00	\$ 43,805.00	\$ 43,805.00	5/6/2011
205657	303 REG	EC1100931	GREENVILLE FEDERAL S&L ASSOC.	0.15	5/17/2013	0.15	\$ 33,950.00	\$ 33,950.00	\$ 33,950.00	5/17/2011
205881	303 REG	EC1100949	U.S. BANK, N.A.	0.15	5/24/2013	0.15	\$ 73,750.00	\$ 73,750.00	\$ 73,750.00	5/26/2011
205998	303 REG	EC1100956	KEYBANK, NA	0.15	6/3/2013	0.15	\$ 55,220.00	\$ 55,220.00	\$ 55,220.00	6/3/2011
205999	303 REG	EC1100964	KEYBANK, NA	0.15	6/3/2013	0.15	\$ 47,255.00	\$ 47,255.00	\$ 47,255.00	6/3/2011
206000	303 REG	EC1100972	KEYBANK, NA	0.15	6/3/2013	0.15	\$ 50,805.00	\$ 50,805.00	\$ 50,805.00	6/3/2011
206001	303 REG	EC1100980	KEYBANK, NA	0.15	6/3/2013	0.15	\$ 42,785.00	\$ 42,785.00	\$ 42,785.00	6/3/2011
206002	303 REG	EC1100998	KEYBANK, NA	0.15	6/3/2013	0.15	\$ 156,355.00	\$ 156,355.00	\$ 156,355.00	6/3/2011
206025	303 REG	EC1101004	U.S. BANK, N.A.	0.15	6/6/2013	0.15	\$ 65,000.00	\$ 65,000.00	\$ 65,000.00	6/6/2011
206029	303 REG	EC1101012	U.S. BANK, N.A.	0.15	6/6/2013	0.15	\$ 16,350.00	\$ 16,350.00	\$ 16,350.00	6/6/2011
206030	303 REG	EC1101020	U.S. BANK, N.A.	0.15	6/6/2013	0.15	\$ 35,000.00	\$ 35,000.00	\$ 35,000.00	6/6/2011
206031	303 REG	EC1101038	U.S. BANK, N.A.	0.15	6/6/2013	0.15	\$ 125,000.00	\$ 125,000.00	\$ 125,000.00	6/6/2011
206221	303 REG	EC1101046	U.S. BANK, N.A.	0.15	6/14/2013	0.15	\$ 30,250.00	\$ 30,250.00	\$ 30,250.00	6/14/2011
206305	303 REG	EC1101053	U.S. BANK, N.A.	0.15	6/20/2013	0.15	\$ 20,755.00	\$ 20,755.00	\$ 20,755.00	6/20/2011
206306	303 REG	EC1101061	U.S. BANK, N.A.	0.15	6/20/2013	0.15	\$ 83,435.00	\$ 83,435.00	\$ 83,435.00	6/20/2011
206670	303 REG	EC1200004	KEYBANK, NA	0.15	7/12/2013	0.15	\$ 15,221.70	\$ 15,221.70	\$ 15,221.70	7/12/2011
206671	303 REG	EC1200012	KEYBANK, NA	0.15	7/12/2013	0.15	\$ 103,030.00	\$ 103,030.00	\$ 103,030.00	7/12/2011
206672	303 REG	EC1200020	KEYBANK, NA	0.15	7/12/2013	0.15	\$ 35,000.00	\$ 35,000.00	\$ 35,000.00	7/12/2011
206736	303 REG	EC1200038	U.S. BANK, N.A.	0.15	7/19/2013	0.15	\$ 107,793.10	\$ 107,793.10	\$ 107,793.10	7/19/2011
206965	303 REG	EC1200046	KEYBANK, NA	0.15	8/8/2013	0.15	\$ 110,024.60	\$ 110,024.60	\$ 110,024.60	8/8/2011
206966	303 REG	EC1200053	KEYBANK, NA	0.15	8/8/2013	0.15	\$ 34,690.00	\$ 34,690.00	\$ 34,690.00	8/8/2011
206967	303 REG	EC1200061	KEYBANK, NA	0.15	8/8/2013	0.15	\$ 28,010.00	\$ 28,010.00	\$ 28,010.00	8/8/2011
206968	303 REG	EC1200079	KEYBANK, NA	0.15	8/8/2013	0.15	\$ 123,175.00	\$ 123,175.00	\$ 123,175.00	8/8/2011
206969	303 REG	EC1200087	KEYBANK, NA	0.15	8/8/2013	0.15	\$ 26,375.00	\$ 26,375.00	\$ 26,375.00	8/8/2011
206970	303 REG	EC1200095	KEYBANK, NA	0.15	8/8/2013	0.15	\$ 35,700.00	\$ 35,700.00	\$ 35,700.00	8/8/2011
206971	303 REG	EC1200103	U.S. BANK, N.A.	0.15	8/8/2013	0.15	\$ 119,475.00	\$ 119,475.00	\$ 119,475.00	8/8/2011
207292	303 REG	EC1200111	GREENVILLE FEDERAL S&L ASSOC.	0.15	8/30/2013	0.15	\$ 25,793.75	\$ 25,793.75	\$ 25,793.75	9/1/2011
207404	303 REG	EC1200129	AMERICAN SAVINGS BANK, FSB	0.15	9/13/2013	0.15	\$ 75,000.00	\$ 75,000.00	\$ 75,000.00	9/14/2011
207405	303 REG	EC1200137	KEYBANK, NA	0.15	9/13/2013	0.15	\$ 50,000.00	\$ 50,000.00	\$ 50,000.00	9/14/2011
207406	303 REG	EC1200145	KEYBANK, NA	0.15	9/13/2013	0.15	\$ 36,400.00	\$ 36,400.00	\$ 36,400.00	9/14/2011
207407	303 REG	EC1200152	KEYBANK, NA	0.15	9/13/2013	0.15	\$ 45,000.00	\$ 45,000.00	\$ 45,000.00	9/14/2011
207408	303 REG	EC1200160	KEYBANK, NA	0.15	9/13/2013	0.15	\$ 160,000.00	\$ 160,000.00	\$ 160,000.00	9/14/2011
207409	303 REG	EC1200178	U.S. BANK, N.A.	0.15	9/13/2013	0.15	\$ 101,625.75	\$ 101,625.75	\$ 101,625.75	9/14/2011
207416	303 REG	EC1200186	U.S. BANK, N.A.	0.15	9/13/2013	0.15	\$ 39,565.00	\$ 39,565.00	\$ 39,565.00	9/14/2011
207417	303 REG	EC1200194	U.S. BANK, N.A.	0.15	9/13/2013	0.15	\$ 187,500.00	\$ 187,500.00	\$ 187,500.00	9/14/2011
207482	303 REG	EC1200202	HUNTINGTON NATIONAL BANK, NA	0.15	9/20/2013	0.15	\$ 33,195.00	\$ 33,195.00	\$ 33,195.00	9/20/2011
207485	303 REG	EC1200210	HUNTINGTON NATIONAL BANK, NA	0.15	9/20/2013	0.15	\$ 33,725.00	\$ 33,725.00	\$ 33,725.00	9/20/2011
207487	303 REG	EC1200228	HUNTINGTON NATIONAL BANK, NA	0.15	9/20/2013	0.15	\$ 30,500.00	\$ 30,500.00	\$ 30,500.00	9/20/2011
207489	303 REG	EC1200236	HUNTINGTON NATIONAL BANK, NA	0.15	9/20/2013	0.15	\$ 115,000.00	\$ 115,000.00	\$ 115,000.00	9/20/2011
207492	303 REG	EC1200244	HUNTINGTON NATIONAL BANK, NA	0.15	9/20/2013	0.15	\$ 125,000.00	\$ 125,000.00	\$ 125,000.00	9/20/2011
207499	303 REG	EC1200251	U.S. BANK, N.A.	0.15	9/20/2013	0.15	\$ 110,500.00	\$ 110,500.00	\$ 110,500.00	9/21/2011
207500	303 REG	EC1200269	GREENVILLE FEDERAL S&L ASSOC.	0.15	9/20/2013	0.15	\$ 41,925.00	\$ 41,925.00	\$ 41,925.00	9/21/2011
207508	303 REG	EC1200277	HUNTINGTON NATIONAL BANK, NA	0.15	9/20/2013	0.15	\$ 125,000.00	\$ 125,000.00	\$ 125,000.00	9/21/2011
207509	303 REG	EC1200285	HUNTINGTON NATIONAL BANK, NA	0.15	9/20/2013	0.15	\$ 77,500.00	\$ 77,500.00	\$ 77,500.00	9/21/2011
207510	303 REG	EC1200293	HUNTINGTON NATIONAL BANK, NA	0.15	9/20/2013	0.15	\$ 24,300.00	\$ 24,300.00	\$ 24,300.00	9/21/2011
207511	303 REG	EC1200301	HUNTINGTON NATIONAL BANK, NA	0.15	9/20/2013	0.15	\$ 67,500.00	\$ 67,500.00	\$ 67,500.00	9/21/2011
207512	303 REG	EC1200319	HUNTINGTON NATIONAL BANK, NA	0.15	9/20/2013	0.15	\$ 230,000.00	\$ 230,000.00	\$ 230,000.00	9/21/2011
207541	303 REG	EC1200327	AMERICAN SAVINGS BANK, FSB	0.15	9/26/2013	0.15	\$ 25,000.00	\$ 25,000.00	\$ 25,000.00	9/26/2011
207554	303 REG	EC1200335	HUNTINGTON NATIONAL BANK, NA	0.15	9/27/2013	0.15	\$ 120,650.00	\$ 120,650.00	\$ 120,650.00	9/27/2011
207555	303 REG	EC1200343	HUNTINGTON NATIONAL BANK, NA	0.15	9/27/2013	0.15	\$ 119,650.00	\$ 119,650.00	\$ 119,650.00	9/27/2011
207556	303 REG	EC1200350	HUNTINGTON NATIONAL BANK, NA	0.15	9/27/2013	0.15	\$ 75,000.00	\$ 75,000.00	\$ 75,000.00	9/27/2011
207557	303 REG	EC1200368	HUNTINGTON NATIONAL BANK, NA	0.15	9/27/2013	0.15	\$ 45,160.00	\$ 45,160.00	\$ 45,160.00	9/27/2011
207558	303 REG	EC1200376	HUNTINGTON NATIONAL BANK, NA	0.15	9/27/2013	0.15	\$ 86,000.00	\$ 86,000.00	\$ 86,000.00	9/27/2011
							\$ 12,116,086.70	\$ 12,116,086.70	\$ 12,116,086.70	
205507	303 REG	SN1100023	WAYNE SAVINGS COMMUNITY BANK	0.10	5/4/2012	0.10	\$ 2,500,000.00	\$ 2,500,000.00	\$ 2,500,000.00	5/6/2011

PGM: INVS\_MONTHEND\_INVENTORY  
 SOURCE: VisualQED  
 MODEL: INVENTORY  
 BASIS: SETTLEMENT  
 AS-OF: 9/30/2011

**JOSH MANDEL**  
**TREASURER, STATE OF OHIO**

INVESTMENT INVENTORY  
 SETTLED POSITIONS AS OF: 09/30/11

INVS#	FUND	CUSIP	DESCRIPTION	RATE	MATURITY	YIELD	PAR AMOUNT	BOOK VALUE	MARKET VALUE	1ST PUR
205506	303 REG	SN1100031	FIRST NATIONAL BANK, BELLEVUE	0.10	5/4/2012	0.10	\$ 1,090,000.00	\$ 1,090,000.00	\$ 1,090,000.00	5/6/2011
206417	303 REG	SN1100049	CF BANK *	0.10	5/21/2012	0.10	\$ 250,000.00	\$ 250,000.00	\$ 250,000.00	5/20/2011
							\$ 3,840,000.00	\$ 3,840,000.00	\$ 3,840,000.00	
200223	303 REG	RO1100014	FARMERS & MERCHANTS STATE BANK		8/31/2012		\$ 4,233.15	\$ 4,233.15	\$ 4,233.15	9/3/2010
203570	303 REG	RO1100022	GENOA BANKING COMPANY	0.15	2/7/2013	0.15	\$ 800,000.00	\$ 800,000.00	\$ 800,000.00	2/7/2011
205665	303 REG	RO1100030	HUNTINGTON NATIONAL BANK, NA	0.15	5/17/2013	0.15	\$ 100,000.00	\$ 100,000.00	\$ 100,000.00	5/18/2011
							\$ 904,233.15	\$ 904,233.15	\$ 904,233.15	
							\$ 7,058,026,251.17	\$ 7,056,580,884.95	\$ 7,057,891,561.02	
183025	295 TOB	38141W273	GOLDMAN SACHS FIN SQ GOVT #465	0.01		0.01	\$ 1,393,231.41	\$ 1,393,231.41	\$ 1,393,231.41	10/29/2007
188876	295 TOB	4812C0670	JP MORGAN US GOVT MMKT #3164	0.01		0.01	\$ 1,306,897.20	\$ 1,306,897.20	\$ 1,306,897.20	10/30/2008
							\$ 2,700,128.61	\$ 2,700,128.61	\$ 2,700,128.61	
184687	295 TOB	STAR29519	STAR OHIO 71115	0.04		0.04	\$ 135,304,882.12	\$ 135,304,882.12	\$ 135,304,882.12	2/11/2008
							\$ 135,304,882.12	\$ 135,304,882.12	\$ 135,304,882.12	
							\$ 138,005,010.73	\$ 138,005,010.73	\$ 138,005,010.73	
179692	302 DPTF	76116EFF2	REF CORP STRIP		1/15/2013	4.89	\$ 150,000.00	\$ 112,534.50	\$ 148,831.50	1/31/2007
179693	302 DPTF	76116EFH8	REF CORP STRIP		1/15/2014	4.93	\$ 150,000.00	\$ 106,912.50	\$ 147,415.50	1/31/2007
162210	302 DPTF	76116EFK1	REF CORP STRIP		1/15/2015	5.25	\$ 900,000.00	\$ 497,115.00	\$ 872,289.00	8/1/2003
718	302 DPTF	76116EFL9	REF CORP STRIP		7/15/2015	7.57	\$ 2,408,000.00	\$ 463,660.40	\$ 2,316,496.00	5/14/1993
721	302 DPTF	76116ECF5	REF CORP STRIP		10/15/2016	6.72	\$ 3,600,000.00	\$ 898,956.00	\$ 3,362,184.00	10/18/1995
178269	302 DPTF	76116EFP0	REF CORP STRIP		1/15/2017	4.84	\$ 4,262,000.00	\$ 2,604,167.24	\$ 3,952,493.56	9/27/2006
179696	302 DPTF	76116EFP0	REF CORP STRIP		1/15/2017	5.09	\$ 150,000.00	\$ 90,952.50	\$ 139,107.00	1/31/2007
178776	302 DPTF	76116ECG3	REF CORP STRIP		4/15/2017	4.87	\$ 2,696,000.00	\$ 1,632,697.60	\$ 2,483,042.96	11/8/2006
179127	302 DPTF	76116ECJ7	REF CORP STRIP		4/15/2018	4.66	\$ 41,000.00	\$ 24,292.09	\$ 36,598.65	12/4/2006
727	302 DPTF	76116EFS4	REF CORP STRIP		7/15/2018	7.99	\$ 7,000,000.00	\$ 1,119,650.00	\$ 6,199,130.00	2/22/1995
178563	302 DPTF	76116EFS4	REF CORP STRIP		7/15/2018	5.12	\$ 2,312,000.00	\$ 1,277,819.28	\$ 2,047,484.08	10/20/2006
728	302 DPTF	76116ECK4	REF CORP STRIP		10/15/2018	7.38	\$ 3,000,000.00	\$ 549,780.00	\$ 2,634,870.00	5/22/1995
729	302 DPTF	76116ECK4	REF CORP STRIP		10/15/2018	6.76	\$ 2,600,000.00	\$ 563,810.00	\$ 2,283,554.00	10/18/1995
179054	302 DPTF	76116ECK4	REF CORP STRIP		10/15/2018	4.85	\$ 97,000.00	\$ 54,912.67	\$ 85,194.13	11/28/2006
180734	302 DPTF	76116ECL2	REF CORP STRIP		4/15/2019	5.01	\$ 100,000.00	\$ 55,335.00	\$ 86,340.00	4/30/2007
165708	302 DPTF	76116EFV7	REF CORP STRIP		1/15/2020	5.75	\$ 316,000.00	\$ 129,620.04	\$ 265,503.20	4/26/2004
179699	302 DPTF	76116EFV7	REF CORP STRIP		1/15/2020	5.23	\$ 150,000.00	\$ 76,833.00	\$ 126,030.00	1/31/2007
179056	302 DPTF	76116EGT1	REF CORP STRIP		4/15/2020	4.89	\$ 70,000.00	\$ 36,688.40	\$ 58,153.20	11/28/2006
74345	302 DPTF	76116FAE7	REF CORP STRIP		10/15/2020	5.72	\$ 2,300,000.00	\$ 663,205.00	\$ 1,886,460.00	9/28/1998
179700	302 DPTF	76116EFX3	REF CORP STRIP		1/15/2021	5.25	\$ 150,000.00	\$ 72,754.50	\$ 121,054.50	1/31/2007
179053	302 DPTF	76116FAG2	REF CORP STRIP		1/15/2021	4.94	\$ 489,000.00	\$ 245,380.20	\$ 397,605.90	11/28/2006
179704	302 DPTF	76116EGF1	REF CORP STRIP		1/15/2025	5.26	\$ 150,000.00	\$ 59,028.00	\$ 101,524.50	1/31/2007
							\$ 33,091,000.00	\$ 11,336,103.92	\$ 29,751,361.68	
49399	302 DPTF	313490CK8	FED JUDICIARY		2/15/2023	6.36	\$ 3,400,000.00	\$ 716,040.00	\$ 2,343,722.00	3/30/1998
49401	302 DPTF	313490CM4	FED JUDICIARY		2/15/2024	6.33	\$ 2,400,000.00	\$ 478,320.00	\$ 1,572,168.00	3/30/1998
							\$ 5,800,000.00	\$ 1,194,360.00	\$ 3,915,890.00	
148815	302 DPTF	31331RP90	FFCB MEDIUM TERM NOTE	5.45	12/11/2013	6.04	\$ 2,225,000.00	\$ 2,110,279.00	\$ 2,465,077.50	5/9/2001
							\$ 2,225,000.00	\$ 2,110,279.00	\$ 2,465,077.50	
178636	302 DPTF	3133MTZL5	FHLB DEBENTURE	4.50	11/15/2012	5.08	\$ 1,755,000.00	\$ 1,702,665.90	\$ 1,835,326.35	10/26/2006
178918	302 DPTF	3133MTZL5	FHLB DEBENTURE	4.50	11/15/2012	4.92	\$ 210,000.00	\$ 205,510.20	\$ 219,611.70	11/17/2006
							\$ 1,965,000.00	\$ 1,908,176.10	\$ 2,054,938.05	
178302	302 DPTF	3134A4JT2	FHLMC DEBENTURE	5.75	1/15/2012	4.90	\$ 9,010,000.00	\$ 9,361,750.40	\$ 9,155,241.20	9/29/2006
178338	302 DPTF	3134A4SA3	FHLMC DEBENTURE	4.50	1/15/2013	4.93	\$ 6,955,000.00	\$ 6,795,660.95	\$ 7,325,979.70	10/2/2006

PGM: INVS\_MONTHEND\_INVENTORY  
 SOURCE: VisualQED  
 MODEL: INVENTORY  
 BASIS: SETTLEMENT  
 AS-OF: 9/30/2011

**JOSH MANDEL**  
**TREASURER, STATE OF OHIO**

INVESTMENT INVENTORY  
 SETTLED POSITIONS AS OF: 09/30/11

INVT#	FUND	CUSIP	DESCRIPTION	RATE	MATURITY	YIELD	PAR AMOUNT	BOOK VALUE	MARKET VALUE	1ST PUR
178648	302 DPTF	3134A4SA3	FHLMC DEBENTURE	4.50	1/15/2013	5.02	\$ 370,000.00	\$ 359,828.70	\$ 389,735.80	10/27/2006
178635	302 DPTF	3134A4TZ7	FHLMC DEBENTURE	4.50	7/15/2013	5.10	\$ 3,565,000.00	\$ 3,445,358.60	\$ 3,827,063.15	10/26/2006
178456	302 DPTF	3134A4UK8	FHLMC DEBENTURE	4.88	11/15/2013	5.05	\$ 6,525,000.00	\$ 6,456,226.50	\$ 7,139,720.25	10/12/2006
178641	302 DPTF	3134A4UM4	FHLMC DEBENTURE	4.50	1/15/2014	5.09	\$ 10,775,000.00	\$ 10,391,625.50	\$ 11,754,663.00	10/26/2006
179085	302 DPTF	3134A4UM4	FHLMC DEBENTURE	4.50	1/15/2014	4.76	\$ 150,000.00	\$ 147,685.50	\$ 163,638.00	11/30/2006
178388	302 DPTF	3134A4UX0	FHLMC DEBENTURE	4.50	1/15/2015	4.92	\$ 14,165,000.00	\$ 13,764,272.15	\$ 15,888,313.90	10/4/2006
178472	302 DPTF	3134A4VC5	FHLMC DEBENTURE	4.38	7/17/2015	5.08	\$ 6,655,000.00	\$ 6,326,442.65	\$ 7,517,554.55	10/12/2006
178225	302 DPTF	3134A4VG6	FHLMC DEBENTURE	4.75	11/17/2015	5.07	\$ 2,105,000.00	\$ 2,056,016.65	\$ 2,419,423.85	9/21/2006
178609	302 DPTF	3134A4ZT4	FHLMC DEBENTURE	4.75	1/19/2016	5.18	\$ 4,395,000.00	\$ 4,256,997.00	\$ 5,073,544.05	10/24/2006
178224	302 DPTF	3137EAAD1	FHLMC DEBENTURE	5.25	4/18/2016	5.09	\$ 8,960,000.00	\$ 9,069,222.40	\$ 10,575,040.00	9/21/2006
178562	302 DPTF	3137EAAAG4	FHLMC DEBENTURE	5.50	7/18/2016	5.14	\$ 6,915,000.00	\$ 7,102,742.25	\$ 8,289,771.15	10/20/2006
178683	302 DPTF	3137EAAJ8	FHLMC DEBENTURE	5.13	10/18/2016	5.03	\$ 5,405,000.00	\$ 5,445,969.90	\$ 6,400,709.10	10/31/2006
							\$ 85,950,000.00	\$ 84,979,799.15	\$ 95,920,397.70	
159068	302 DPTF	3134A4LU6	FHLMC STRIP		7/15/2012	4.79	\$ 7,521,000.00	\$ 4,804,640.43	\$ 7,477,453.41	1/27/2003
70663	302 DPTF	3134A1MX5	FHLMC STRIP		2/1/2014	5.90	\$ 2,500,000.00	\$ 1,020,000.00	\$ 2,447,650.00	9/1/1998
50454	302 DPTF	3134A1X39	FHLMC STRIP		6/1/2015	6.21	\$ 6,900,000.00	\$ 2,416,863.00	\$ 2,573,768.00	4/2/1998
70664	302 DPTF	3134A1M20	FHLMC STRIP		3/1/2016	5.95	\$ 1,900,000.00	\$ 681,530.00	\$ 1,773,460.00	9/1/1998
82960	302 DPTF	3134A1M20	FHLMC STRIP		3/1/2016	6.16	\$ 3,800,000.00	\$ 1,328,860.00	\$ 3,546,920.00	11/9/1998
178660	302 DPTF	3134A1CT5	FHLMC STRIP		9/15/2016	5.13	\$ 885,000.00	\$ 536,672.85	\$ 812,323.80	10/30/2006
178759	302 DPTF	3134A3Y83	FHLMC STRIP		3/15/2017	5.10	\$ 500,000.00	\$ 296,810.00	\$ 453,155.00	11/7/2006
179374	302 DPTF	3134A3Y83	FHLMC STRIP		3/15/2017	5.02	\$ 429,000.00	\$ 258,468.21	\$ 388,806.99	12/26/2006
178738	302 DPTF	3134A4BK9	FHLMC STRIP		3/15/2017	5.05	\$ 6,026,000.00	\$ 3,595,894.98	\$ 5,443,767.88	11/6/2006
179375	302 DPTF	3134A3Z33	FHLMC STRIP		9/15/2018	5.08	\$ 1,698,000.00	\$ 943,222.02	\$ 1,464,134.46	12/26/2006
178739	302 DPTF	3134A4BN3	FHLMC STRIP		9/15/2018	5.12	\$ 3,691,000.00	\$ 2,027,355.57	\$ 3,204,636.93	11/6/2006
121236	302 DPTF	3134A1NA4	FHLMC STRIP		1/2/2019	6.96	\$ 21,000,000.00	\$ 5,665,170.00	\$ 18,047,400.00	11/8/1999
104953	302 DPTF	313400BV4	FHLMC STRIP		11/29/2019	6.23	\$ 2,695,000.00	\$ 762,469.40	\$ 2,039,441.25	4/30/1999
178664	302 DPTF	313400BV4	FHLMC STRIP		11/29/2019	5.28	\$ 1,707,000.00	\$ 863,605.44	\$ 1,291,772.25	10/30/2006
93767	302 DPTF	3134A1HU7	FHLMC STRIP		12/2/2019	6.15	\$ 5,100,000.00	\$ 1,438,965.00	\$ 4,230,246.00	1/13/1999
108426	302 DPTF	3134A1HU7	FHLMC STRIP		12/2/2019	6.72	\$ 1,000,000.00	\$ 258,860.00	\$ 829,460.00	6/21/1999
178674	302 DPTF	3134A4BS2	FHLMC STRIP		9/15/2020	5.29	\$ 1,146,000.00	\$ 555,718.32	\$ 911,402.34	10/31/2006
178684	302 DPTF	3134A4BS2	FHLMC STRIP		9/15/2020	5.22	\$ 4,423,000.00	\$ 2,164,041.21	\$ 3,517,567.67	10/31/2006
178680	302 DPTF	3134A4BT0	FHLMC STRIP		3/15/2021	5.23	\$ 3,286,000.00	\$ 1,565,318.96	\$ 2,561,929.90	10/31/2006
178679	302 DPTF	3134A4BU7	FHLMC STRIP		9/15/2021	5.25	\$ 6,590,000.00	\$ 3,050,379.20	\$ 5,024,150.10	10/31/2006
178682	302 DPTF	3134A4BU7	FHLMC STRIP		9/15/2021	5.32	\$ 421,000.00	\$ 192,822.21	\$ 320,966.19	10/31/2006
178666	302 DPTF	3134A4MY7	FHLMC STRIP		1/15/2022	5.23	\$ 5,619,000.00	\$ 2,561,364.96	\$ 4,219,531.86	10/30/2006
178685	302 DPTF	3134A4BV5	FHLMC STRIP		3/15/2022	5.23	\$ 4,602,000.00	\$ 2,080,702.26	\$ 3,429,410.40	10/31/2006
178619	302 DPTF	3134A4BW3	FHLMC STRIP		9/15/2022	5.41	\$ 2,166,000.00	\$ 928,044.36	\$ 1,599,894.24	10/25/2006
158997	302 DPTF	3134A4NB6	FHLMC STRIP		7/15/2023	6.04	\$ 3,400,000.00	\$ 1,006,230.00	\$ 2,375,274.00	1/23/2003
173969	302 DPTF	3134A4CJ1	FHLMC STRIP		9/15/2028	5.18	\$ 1,252,000.00	\$ 391,074.72	\$ 700,243.60	12/14/2005
							\$ 100,257,000.00	\$ 41,395,083.10	\$ 84,684,766.27	
178324	302 DPTF	31359MMQ3	FNMA DEBENTURE	6.13	3/15/2012	4.93	\$ 4,565,000.00	\$ 4,822,922.50	\$ 4,686,611.60	10/2/2006
178271	302 DPTF	31359MTG8	FNMA DEBENTURE	4.63	10/15/2013	4.91	\$ 8,265,000.00	\$ 8,126,313.30	\$ 8,959,260.00	9/27/2006
178649	302 DPTF	31359MUT8	FNMA DEBENTURE	4.13	4/15/2014	5.02	\$ 15,030,000.00	\$ 14,197,939.20	\$ 16,364,363.40	10/27/2006
178387	302 DPTF	31359MA45	FNMA DEBENTURE	5.00	4/15/2015	4.95	\$ 5,635,000.00	\$ 5,656,356.65	\$ 6,444,918.55	10/4/2006
178389	302 DPTF	31359MZC0	FNMA DEBENTURE	4.38	10/15/2015	4.94	\$ 7,240,000.00	\$ 6,944,246.00	\$ 8,211,680.40	10/4/2006
178453	302 DPTF	31359MH89	FNMA DEBENTURE	5.00	3/15/2016	5.12	\$ 720,000.00	\$ 713,736.00	\$ 840,902.40	10/11/2006
178532	302 DPTF	31359MS61	FNMA DEBENTURE	5.38	7/15/2016	5.11	\$ 4,705,000.00	\$ 4,799,711.65	\$ 5,617,534.75	10/18/2006
99045	302 DPTF	31359MEL3	FNMA DEBENTURE		6/1/2017		\$ 10,000,000.00	\$ 3,279,700.00	\$ 9,087,100.00	3/24/1999
							\$ 56,160,000.00	\$ 48,540,925.30	\$ 60,212,371.10	
173195	302 DPTF	31358C7B6	FNMA STRIP		5/15/2012	4.56	\$ 2,563,000.00	\$ 1,901,665.37	\$ 2,551,620.28	9/30/2005
70369	302 DPTF	31358AEL0	FNMA STRIP		8/12/2012	5.88	\$ 5,000,000.00	\$ 2,227,060.46	\$ 4,967,950.00	8/28/1998
173950	302 DPTF	31359YBR7	FNMA STRIP		1/15/2013	4.99	\$ 483,000.00	\$ 340,640.58	\$ 478,165.17	12/12/2005
96171	302 DPTF	31358CX50	FNMA STRIP		2/7/2013	5.94	\$ 3,200,000.00	\$ 1,410,784.00	\$ 3,165,632.00	2/10/1999
173951	302 DPTF	31359YBT3	FNMA STRIP		1/15/2014	5.04	\$ 407,000.00	\$ 272,173.11	\$ 398,847.79	12/12/2005
634	302 DPTF	313586QR3	FNMA STRIP		7/5/2014	7.42	\$ 10,000,000.00	\$ 2,483,300.00	\$ 9,746,800.00	5/22/1995

PGM: INVS\_MONTHEND\_INVENTORY  
 SOURCE: VisualQED  
 MODEL: INVENTORY  
 BASIS: SETTLEMENT  
 AS-OF: 9/30/2011

**JOSH MANDEL  
 TREASURER, STATE OF OHIO**

INVESTMENT INVENTORY  
 SETTLED POSITIONS AS OF: 09/30/11

INVT#	FUND	CUSIP	DESCRIPTION	RATE	MATURITY	YIELD	PAR AMOUNT	BOOK VALUE	MARKET VALUE	1ST PUR
3584	302 DPTF	313586QR3	FNMA STRIP		7/5/2014	7.25	\$ 6,000,000.00	\$ 1,679,940.00	\$ 5,848,080.00	8/20/1996
47369	302 DPTF	313586QR3	FNMA STRIP		7/5/2014	6.30	\$ 14,000,000.00	\$ 5,091,520.00	\$ 13,645,520.00	3/10/1998
48911	302 DPTF	31364DJK3	FNMA STRIP		4/8/2015	6.21	\$ 4,845,000.00	\$ 1,711,011.75	\$ 4,655,366.70	3/26/1998
48915	302 DPTF	31364DJL1	FNMA STRIP		10/8/2015	6.23	\$ 9,045,000.00	\$ 3,087,601.20	\$ 8,600,800.05	3/26/1998
173952	302 DPTF	31359YBX4	FNMA STRIP		1/15/2016	5.10	\$ 375,000.00	\$ 225,585.00	\$ 354,277.50	12/12/2005
178745	302 DPTF	31359YBX4	FNMA STRIP		1/15/2016	5.06	\$ 1,686,000.00	\$ 1,065,366.54	\$ 1,592,831.64	11/6/2006
51248	302 DPTF	31364DJM9	FNMA STRIP		4/8/2016	6.26	\$ 4,200,000.00	\$ 1,386,462.00	\$ 3,943,632.00	4/15/1998
51249	302 DPTF	31364DJN7	FNMA STRIP		10/8/2016	6.26	\$ 5,000,000.00	\$ 1,599,900.00	\$ 4,625,400.00	4/15/1998
178667	302 DPTF	31358C7L4	FNMA STRIP		11/15/2016	5.05	\$ 10,495,000.00	\$ 6,361,019.50	\$ 9,672,716.75	10/30/2006
173953	302 DPTF	31359YBZ9	FNMA STRIP		1/15/2017	5.10	\$ 317,000.00	\$ 181,355.70	\$ 290,425.89	12/13/2005
95441	302 DPTF	31358CY67	FNMA STRIP		8/7/2017	5.91	\$ 5,005,000.00	\$ 1,704,703.00	\$ 4,489,685.20	2/10/1999
70667	302 DPTF	31358ACK4	FNMA STRIP		2/1/2018	5.98	\$ 2,000,000.00	\$ 637,320.00	\$ 1,681,940.00	9/1/1998
82961	302 DPTF	008452CL6	FNMA STRIP		2/12/2018	6.16	\$ 2,007,000.00	\$ 624,136.86	\$ 1,776,235.14	11/9/1998
173954	302 DPTF	31359YCD7	FNMA STRIP		1/15/2019	5.19	\$ 317,000.00	\$ 162,107.46	\$ 269,928.67	12/13/2005
179698	302 DPTF	31359YCD7	FNMA STRIP		1/15/2019	5.38	\$ 150,000.00	\$ 79,561.50	\$ 127,726.50	1/31/2007
70368	302 DPTF	31358ACM0	FNMA STRIP		2/1/2019	6.00	\$ 270,000.00	\$ 80,796.73	\$ 224,577.90	8/28/1998
104954	302 DPTF	31358ACM0	FNMA STRIP		2/1/2019	6.31	\$ 5,665,000.00	\$ 1,660,581.45	\$ 4,711,977.05	4/30/1999
178654	302 DPTF	31358C7R1	FNMA STRIP		5/15/2019	5.24	\$ 3,225,000.00	\$ 1,686,030.00	\$ 2,651,982.00	10/27/2006
3448	302 DPTF	313586RC5	FNMA STRIP		10/9/2019	7.22	\$ 1,500,000.00	\$ 290,220.00	\$ 1,140,525.00	8/12/1996
104952	302 DPTF	313586RC5	FNMA STRIP		10/9/2019	6.23	\$ 2,500,000.00	\$ 713,225.00	\$ 1,900,875.00	4/30/1999
178663	302 DPTF	31358C7S9	FNMA STRIP		11/15/2019	5.26	\$ 651,000.00	\$ 330,760.08	\$ 537,048.96	10/30/2006
147427	302 DPTF	31359YCF2	FNMA STRIP		1/15/2020	6.34	\$ 1,140,000.00	\$ 351,302.40	\$ 934,047.60	3/7/2001
173955	302 DPTF	31359YCF2	FNMA STRIP		1/15/2020	5.24	\$ 314,000.00	\$ 151,508.14	\$ 257,272.76	12/13/2005
147428	302 DPTF	31359YCG0	FNMA STRIP		7/15/2020	6.34	\$ 1,140,000.00	\$ 340,506.60	\$ 912,376.20	3/7/2001
178426	302 DPTF	31359YCG0	FNMA STRIP		7/15/2020	5.18	\$ 5,919,000.00	\$ 2,925,051.42	\$ 4,737,153.27	10/6/2006
178740	302 DPTF	31358C7U4	FNMA STRIP		11/15/2020	5.24	\$ 6,783,000.00	\$ 3,285,074.73	\$ 5,360,197.92	11/6/2006
128968	302 DPTF	31364DNW2	FNMA STRIP		3/23/2021	7.09	\$ 4,000,000.00	\$ 918,760.00	\$ 3,115,440.00	2/7/2000
178652	302 DPTF	31358C7V2	FNMA STRIP		5/15/2021	5.31	\$ 4,895,000.00	\$ 2,283,419.60	\$ 3,786,869.90	10/27/2006
173956	302 DPTF	31359YCK1	FNMA STRIP		1/15/2022	5.25	\$ 318,000.00	\$ 138,142.38	\$ 239,514.42	12/13/2005
173957	302 DPTF	31359YCM7	FNMA STRIP		1/15/2023	5.25	\$ 317,000.00	\$ 130,752.99	\$ 229,479.47	12/13/2005
143510	302 DPTF	31358CZ90	FNMA STRIP		2/7/2023	6.83	\$ 2,135,000.00	\$ 471,386.65	\$ 1,540,786.80	8/10/2000
108978	302 DPTF	31358C2A3	FNMA STRIP		8/7/2023	6.85	\$ 3,000,000.00	\$ 591,450.00	\$ 2,113,380.00	6/28/1999
147429	302 DPTF	31359YCP0	FNMA STRIP		1/15/2024	6.27	\$ 1,143,000.00	\$ 278,697.69	\$ 789,127.20	3/7/2001
173958	302 DPTF	31359YCP0	FNMA STRIP		1/15/2024	5.25	\$ 279,000.00	\$ 109,267.56	\$ 192,621.60	12/13/2005
143509	302 DPTF	31358C2B1	FNMA STRIP		2/7/2024	6.80	\$ 1,505,000.00	\$ 312,829.30	\$ 1,036,102.20	8/10/2000
132101	302 DPTF	31358C2C9	FNMA STRIP		8/7/2024	6.71	\$ 4,405,000.00	\$ 879,017.75	\$ 2,963,067.30	3/6/2000
173959	302 DPTF	31359YCR6	FNMA STRIP		1/15/2025	5.29	\$ 266,000.00	\$ 98,180.60	\$ 175,389.76	12/13/2005
143508	302 DPTF	31358C2D7	FNMA STRIP		2/7/2025	6.79	\$ 2,195,000.00	\$ 427,761.60	\$ 1,443,124.70	8/10/2000
128970	302 DPTF	31364DKF2	FNMA STRIP		4/8/2025	6.96	\$ 1,250,000.00	\$ 223,375.00	\$ 815,287.50	2/7/2000
147430	302 DPTF	31359YCT2	FNMA STRIP		1/15/2026	6.24	\$ 2,350,000.00	\$ 510,114.50	\$ 1,457,728.50	3/7/2001
173960	302 DPTF	31359YCT2	FNMA STRIP		1/15/2026	5.23	\$ 267,000.00	\$ 94,640.82	\$ 165,622.77	12/13/2005
152858	302 DPTF	31364DKL9	FNMA STRIP		10/8/2027	6.61	\$ 2,617,000.00	\$ 488,018.16	\$ 1,522,570.60	12/11/2001
173965	302 DPTF	31359YCX3	FNMA STRIP		1/15/2028	5.25	\$ 513,000.00	\$ 163,318.68	\$ 294,898.05	12/14/2005
173971	302 DPTF	31359YCY1	FNMA STRIP		7/15/2028	5.27	\$ 402,000.00	\$ 124,161.72	\$ 226,414.44	12/14/2005
173966	302 DPTF	31359YCZ8	FNMA STRIP		1/15/2029	5.23	\$ 513,000.00	\$ 155,772.45	\$ 282,550.14	12/14/2005
173967	302 DPTF	31359YDB0	FNMA STRIP		1/15/1930	5.18	\$ 513,000.00	\$ 149,678.01	\$ 268,011.72	12/14/2005
173972	302 DPTF	31359YEA1	FNMA STRIP		5/15/1930	5.18	\$ 1,558,000.00	\$ 446,896.72	\$ 793,614.04	12/14/2005
							\$ 150,643,000.00	\$ 55,043,912.76	\$ 129,703,216.05	
185138	302 DPTF	31771JKU3	FICO STRIP		2/8/2012	2.86	\$ 300,000.00	\$ 268,650.00	\$ 299,424.00	3/19/2008
162144	302 DPTF	31771CEW1	FICO STRIP		5/30/2016	5.58	\$ 400,000.00	\$ 197,431.94	\$ 375,796.00	7/29/2003
178656	302 DPTF	31771KAA5	FICO STRIP		9/26/2019	5.20	\$ 3,991,000.00	\$ 2,056,682.03	\$ 3,387,720.44	10/27/2006
							\$ 4,691,000.00	\$ 2,522,763.97	\$ 4,062,940.44	
192141	302 DPTF	46513FK24	ISRAEL BOND	2.91	5/1/2012	2.91	\$ 3,000,000.00	\$ 3,000,000.00	\$ 3,000,000.00	5/8/2009
							\$ 3,000,000.00	\$ 3,000,000.00	\$ 3,000,000.00	
146173	302 DPTF	STAR30210	STAR OHIO 27044	0.04		0.04	\$ 9,055,737.28	\$ 9,055,737.28	\$ 9,055,737.28	12/31/2000

PGM: INVS\_MONTHEND\_INVENTORY  
 SOURCE: VisualQED  
 MODEL: INVENTORY  
 BASIS: SETTLEMENT  
 AS-OF: 9/30/2011

**JOSH MANDEL**  
**TREASURER, STATE OF OHIO**

INVESTMENT INVENTORY  
 SETTLED POSITIONS AS OF: 09/30/11

INVST#	FUND	CUSIP	DESCRIPTION	RATE	MATURITY	YIELD	PAR AMOUNT	BOOK VALUE	MARKET VALUE	1ST PUR
							\$ 9,055,737.28	\$ 9,055,737.28	\$ 9,055,737.28	
178339	302 DPTF	880591CW0	TVA DEBENTURE	6.00	3/15/2013	4.97	\$ 9,905,000.00	\$ 10,463,146.75	\$ 10,690,268.40	10/2/2006
178610	302 DPTF	880591DW9	TVA DEBENTURE	4.75	8/1/2013	5.14	\$ 6,500,000.00	\$ 6,355,765.00	\$ 7,001,150.00	10/24/2006
148636	302 DPTF	880591CU4	TVA DEBENTURE	6.25	12/15/2017	6.34	\$ 6,250,000.00	\$ 6,195,312.50	\$ 7,878,187.50	5/1/2001
178261	302 DPTF	880591CU4	TVA DEBENTURE	6.25	12/15/2017	4.94	\$ 12,120,000.00	\$ 13,469,440.80	\$ 15,277,381.20	9/26/2006
							\$ 34,775,000.00	\$ 36,483,665.05	\$ 40,846,987.10	
50812	302 DPTF	88059EGL2	TVA STRIP		11/1/2011	6.13	\$ 11,000,000.00	\$ 4,853,750.00	\$ 10,993,290.00	4/9/1998
179691	302 DPTF	88059EME1	TVA STRIP		1/15/2012	5.05	\$ 150,000.00	\$ 117,150.00	\$ 149,671.50	1/31/2007
70661	302 DPTF	88059EBR4	TVA STRIP		4/15/2012	5.83	\$ 5,200,000.00	\$ 2,376,400.00	\$ 5,177,328.00	9/1/1998
93327	302 DPTF	88059EGM0	TVA STRIP		5/1/2012	5.72	\$ 16,000,000.00	\$ 7,551,360.00	\$ 15,923,360.00	1/5/1999
52856	302 DPTF	88059EGP3	TVA STRIP		5/1/2013	6.29	\$ 1,266,000.00	\$ 500,019.36	\$ 1,248,313.98	5/1/1998
74136	302 DPTF	88059EGP3	TVA STRIP		5/1/2013	5.75	\$ 940,000.00	\$ 410,704.80	\$ 926,868.20	9/23/1998
121239	302 DPTF	88059EGP3	TVA STRIP		5/1/2013	6.95	\$ 7,000,000.00	\$ 2,786,770.00	\$ 6,902,210.00	11/8/1999
51310	302 DPTF	88059EGQ1	TVA STRIP		11/1/2013	6.20	\$ 1,000,000.00	\$ 387,150.00	\$ 978,690.00	4/16/1998
70370	302 DPTF	88059EKS2	TVA STRIP		12/15/2013	5.93	\$ 1,055,000.00	\$ 431,539.44	\$ 1,030,798.30	8/28/1998
178737	302 DPTF	88059EMN1	TVA STRIP		1/15/2016	5.06	\$ 4,000,000.00	\$ 2,527,560.00	\$ 3,791,800.00	11/6/2006
178744	302 DPTF	88059EMN1	TVA STRIP		1/15/2016	5.12	\$ 1,303,000.00	\$ 819,078.83	\$ 1,235,178.85	11/6/2006
96115	302 DPTF	88059EMR2	TVA STRIP		7/15/2017	6.02	\$ 7,000,000.00	\$ 2,343,740.00	\$ 6,247,150.00	2/4/1999
50811	302 DPTF	88059EGY4	TVA STRIP		11/1/2017	6.22	\$ 7,000,000.00	\$ 2,112,250.00	\$ 6,188,980.00	4/9/1998
50809	302 DPTF	88059EGZ1	TVA STRIP		5/1/2018	6.26	\$ 2,250,000.00	\$ 653,355.00	\$ 1,955,835.00	4/9/1998
178665	302 DPTF	88059EHC1	TVA STRIP		11/1/2019	5.36	\$ 367,000.00	\$ 184,487.23	\$ 303,395.23	10/30/2006
178655	302 DPTF	88059EMW1	TVA STRIP		1/15/2020	5.32	\$ 6,099,000.00	\$ 3,047,060.40	\$ 4,999,960.20	10/27/2006
178620	302 DPTF	88059EHH0	TVA STRIP		5/1/2022	5.49	\$ 1,512,000.00	\$ 652,987.44	\$ 1,105,831.44	10/25/2006
179128	302 DPTF	88059EHH0	TVA STRIP		5/1/2022	5.10	\$ 718,000.00	\$ 330,466.68	\$ 525,123.66	12/4/2006
50860	302 DPTF	88059EHJ6	TVA STRIP		11/1/2022	6.26	\$ 14,828,000.00	\$ 3,264,977.32	\$ 10,585,560.92	4/13/1998
179702	302 DPTF	88059ENC4	TVA STRIP		1/15/2023	5.44	\$ 150,000.00	\$ 63,690.00	\$ 106,003.50	1/31/2007
128969	302 DPTF	88059EHL1	TVA STRIP		11/1/2023	6.99	\$ 2,401,000.00	\$ 470,668.03	\$ 1,632,583.96	2/7/2000
							\$ 91,239,000.00	\$ 35,885,164.53	\$ 82,007,932.74	
202138	302 DPTF	912820RN9	US TREASURY STRIP (P)		11/15/2011	0.26	\$ 50,000.00	\$ 49,875.50	\$ 49,995.00	11/24/2010
183721	302 DPTF	912833JX9	US TREASURY STRIP		11/15/2011	2.84	\$ 50,000.00	\$ 44,745.00	\$ 49,996.50	12/5/2007
183928	302 DPTF	912833JX9	US TREASURY STRIP		11/15/2011	2.98	\$ 100,000.00	\$ 89,087.00	\$ 99,993.00	12/19/2007
184218	302 DPTF	912833JX9	US TREASURY STRIP		11/15/2011	2.55	\$ 150,000.00	\$ 136,050.00	\$ 149,989.50	1/10/2008
189205	302 DPTF	912833JX9	US TREASURY STRIP		11/15/2011	1.18	\$ 100,000.00	\$ 96,551.00	\$ 99,993.00	11/21/2008
189250	302 DPTF	912833JX9	US TREASURY STRIP		11/15/2011	1.15	\$ 5,000.00	\$ 4,831.25	\$ 4,999.65	11/21/2008
189950	302 DPTF	912833JX9	US TREASURY STRIP		11/15/2011	0.75	\$ 250,000.00	\$ 244,775.00	\$ 249,982.50	1/12/2009
190238	302 DPTF	912833JX9	US TREASURY STRIP		11/15/2011	0.87	\$ 100,000.00	\$ 97,619.00	\$ 99,993.00	2/4/2009
194184	302 DPTF	912833JX9	US TREASURY STRIP		11/15/2011	0.37	\$ 100,000.00	\$ 99,277.00	\$ 99,993.00	11/24/2009
194717	302 DPTF	912833JX9	US TREASURY STRIP		11/15/2011	0.40	\$ 50,000.00	\$ 49,641.50	\$ 49,996.50	1/28/2010
201914	302 DPTF	912833JX9	US TREASURY STRIP		11/15/2011	0.14	\$ 50,000.00	\$ 49,930.50	\$ 49,996.50	11/17/2010
179285	302 DPTF	912820NX1	US TREASURY STRIP (P)		11/30/2011	4.49	\$ 250,000.00	\$ 200,705.00	\$ 249,967.50	12/18/2006
184829	302 DPTF	912833DB3	US TREASURY STRIP		2/15/2012	2.72	\$ 10,000.00	\$ 8,984.34	\$ 9,998.00	2/28/2008
185219	302 DPTF	912833DB3	US TREASURY STRIP		2/15/2012	2.07	\$ 10,000.00	\$ 9,230.00	\$ 9,998.00	3/27/2008
185261	302 DPTF	912833DB3	US TREASURY STRIP		2/15/2012	2.37	\$ 50,000.00	\$ 45,627.00	\$ 49,990.00	3/28/2008
185587	302 DPTF	912833DB3	US TREASURY STRIP		2/15/2012	2.29	\$ 50,000.00	\$ 45,822.00	\$ 49,990.00	4/16/2008
185607	302 DPTF	912833DB3	US TREASURY STRIP		2/15/2012	2.19	\$ 10,000.00	\$ 9,200.00	\$ 9,998.00	4/16/2008
185874	302 DPTF	912833DB3	US TREASURY STRIP		2/15/2012	2.83	\$ 25,000.00	\$ 22,468.25	\$ 24,995.00	4/28/2008
190588	302 DPTF	912833DB3	US TREASURY STRIP		2/15/2012	1.60	\$ 50,000.00	\$ 47,687.00	\$ 49,990.00	2/27/2009
190819	302 DPTF	912833DB3	US TREASURY STRIP		2/15/2012	1.58	\$ 50,000.00	\$ 47,762.50	\$ 49,990.00	3/20/2009
190945	302 DPTF	912833DB3	US TREASURY STRIP		2/15/2012	1.51	\$ 100,000.00	\$ 95,758.00	\$ 99,980.00	3/30/2009
191111	302 DPTF	912833DB3	US TREASURY STRIP		2/15/2012	1.26	\$ 5,000.00	\$ 4,825.00	\$ 4,999.00	4/13/2009
191198	302 DPTF	912833DB3	US TREASURY STRIP		2/15/2012	1.55	\$ 50,000.00	\$ 47,865.50	\$ 49,990.00	4/16/2009
191849	302 DPTF	912833DB3	US TREASURY STRIP		2/15/2012	1.31	\$ 50,000.00	\$ 48,191.50	\$ 49,990.00	4/24/2009
194844	302 DPTF	912833DB3	US TREASURY STRIP		2/15/2012	0.86	\$ 100,000.00	\$ 98,282.00	\$ 99,980.00	2/8/2010
195169	302 DPTF	912833DB3	US TREASURY STRIP		2/15/2012	0.80	\$ 50,000.00	\$ 49,228.50	\$ 49,990.00	3/3/2010
195377	302 DPTF	912833DB3	US TREASURY STRIP		2/15/2012	0.79	\$ 100,000.00	\$ 98,482.00	\$ 99,980.00	3/12/2010

PGM: INVS\_MONTHEND\_INVENTORY  
 SOURCE: VisualQED  
 MODEL: INVENTORY  
 BASIS: SETTLEMENT  
 AS-OF: 9/30/2011

**JOSH MANDEL**  
**TREASURER, STATE OF OHIO**

INVESTMENT INVENTORY  
 SETTLED POSITIONS AS OF: 09/30/11

INVT#	FUND	CUSIP	DESCRIPTION	RATE	MATURITY	YIELD	PAR AMOUNT	BOOK VALUE	MARKET VALUE	1ST PUR
195848	302 DPTF	912833DB3	US TREASURY STRIP		2/15/2012	0.97	\$ 50,000.00	\$ 49,108.50	\$ 49,990.00	4/8/2010
196873	302 DPTF	912833DB3	US TREASURY STRIP		2/15/2012	0.89	\$ 50,000.00	\$ 49,213.50	\$ 49,990.00	4/30/2010
203847	302 DPTF	912833DB3	US TREASURY STRIP		2/15/2012	0.27	\$ 50,000.00	\$ 49,870.00	\$ 49,990.00	2/28/2011
204494	302 DPTF	912833DB3	US TREASURY STRIP		2/15/2012	0.23	\$ 100,000.00	\$ 99,806.00	\$ 99,800.00	4/12/2011
205407	302 DPTF	912833DB3	US TREASURY STRIP		2/15/2012	0.06	\$ 100,000.00	\$ 99,953.00	\$ 99,980.00	5/5/2011
197182	302 DPTF	912820TP2	US TREASURY STRIP (P)		5/15/2012	0.83	\$ 25,000.00	\$ 24,586.75	\$ 24,979.25	5/14/2010
198364	302 DPTF	912820TP2	US TREASURY STRIP (P)		5/15/2012	0.51	\$ 50,000.00	\$ 49,526.50	\$ 49,958.50	6/30/2010
205466	302 DPTF	912820TP2	US TREASURY STRIP (P)		5/15/2012	0.23	\$ 100,000.00	\$ 99,772.00	\$ 99,917.00	5/9/2011
206343	302 DPTF	912820TP2	US TREASURY STRIP (P)		5/15/2012	0.21	\$ 50,000.00	\$ 49,908.50	\$ 49,958.50	6/23/2011
181158	302 DPTF	912833JY7	US TREASURY STRIP		5/15/2012	4.46	\$ 50,000.00	\$ 40,181.00	\$ 49,962.00	5/31/2007
181406	302 DPTF	912833JY7	US TREASURY STRIP		5/15/2012	4.74	\$ 50,000.00	\$ 39,771.00	\$ 49,962.00	6/26/2007
181853	302 DPTF	912833JY7	US TREASURY STRIP		5/15/2012	4.48	\$ 100,000.00	\$ 80,885.00	\$ 99,924.00	7/30/2007
186408	302 DPTF	912833JY7	US TREASURY STRIP		5/15/2012	2.80	\$ 50,000.00	\$ 44,777.50	\$ 49,962.00	5/27/2008
186656	302 DPTF	912833JY7	US TREASURY STRIP		5/15/2012	2.91	\$ 25,000.00	\$ 22,315.50	\$ 24,981.00	6/9/2008
187219	302 DPTF	912833JY7	US TREASURY STRIP		5/15/2012	2.88	\$ 10,000.00	\$ 8,957.80	\$ 9,992.40	7/11/2008
192205	302 DPTF	912833JY7	US TREASURY STRIP		5/15/2012	1.37	\$ 150,000.00	\$ 143,968.50	\$ 149,886.00	5/13/2009
193226	302 DPTF	912833JY7	US TREASURY STRIP		5/15/2012	1.42	\$ 50,000.00	\$ 48,092.08	\$ 49,962.00	8/18/2009
197089	302 DPTF	912833JY7	US TREASURY STRIP		5/15/2012	0.66	\$ 306,000.00	\$ 301,998.13	\$ 305,767.44	5/11/2010
198691	302 DPTF	912833JY7	US TREASURY STRIP		5/15/2012	0.46	\$ 100,000.00	\$ 99,163.00	\$ 99,924.00	7/13/2010
206111	302 DPTF	912833JY7	US TREASURY STRIP		5/15/2012	0.10	\$ 100,000.00	\$ 99,904.00	\$ 99,924.00	6/13/2011
206363	302 DPTF	912833JY7	US TREASURY STRIP		5/15/2012	0.11	\$ 50,000.00	\$ 49,953.00	\$ 49,962.00	6/27/2011
186325	305 DPTF	912833JY7	US TREASURY STRIP		5/15/2012	2.82	\$ 7,538,000.00	\$ 6,743,042.52	\$ 7,532,271.12	5/22/2008
178323	302 DPTF	912820HF7	US TREASURY STRIP (P)		8/15/2012	4.55	\$ 50,000.00	\$ 38,405.50	\$ 49,919.00	10/4/2006
178578	302 DPTF	912820HF7	US TREASURY STRIP (P)		8/15/2012	4.72	\$ 138,000.00	\$ 105,240.18	\$ 137,776.44	10/26/2006
178988	302 DPTF	912820HF7	US TREASURY STRIP (P)		8/15/2012	4.49	\$ 50,000.00	\$ 38,794.00	\$ 49,919.00	11/28/2006
182212	302 DPTF	912820HF7	US TREASURY STRIP (P)		8/15/2012	4.30	\$ 100,000.00	\$ 80,960.00	\$ 99,838.00	8/28/2007
182543	302 DPTF	912833DC1	US TREASURY STRIP		8/15/2012	4.31	\$ 100,000.00	\$ 81,180.00	\$ 99,868.00	9/25/2007
182748	302 DPTF	912833DC1	US TREASURY STRIP		8/15/2012	4.15	\$ 100,000.00	\$ 81,889.00	\$ 99,868.00	10/5/2007
188059	302 DPTF	912833DC1	US TREASURY STRIP		8/15/2012	2.69	\$ 50,000.00	\$ 45,025.00	\$ 49,934.00	9/15/2008
193245	302 DPTF	912833DC1	US TREASURY STRIP		8/15/2012	1.64	\$ 100,000.00	\$ 95,233.25	\$ 99,868.00	8/18/2009
199552	302 DPTF	912833DC1	US TREASURY STRIP		8/15/2012	0.53	\$ 50,000.00	\$ 49,477.00	\$ 49,934.00	8/13/2010
200614	302 DPTF	912833DC1	US TREASURY STRIP		8/15/2012	0.44	\$ 100,000.00	\$ 99,182.00	\$ 99,868.00	9/24/2010
207473	302 DPTF	912833DC1	US TREASURY STRIP		8/15/2012	0.07	\$ 50,000.00	\$ 49,968.50	\$ 49,934.00	9/23/2011
188154	305 DPTF	912833DC1	US TREASURY STRIP		8/15/2012	2.44	\$ 576,000.00	\$ 524,056.32	\$ 575,239.68	9/22/2008
179286	302 DPTF	912820HL4	US TREASURY STRIP (P)		11/15/2012	4.48	\$ 250,000.00	\$ 192,372.50	\$ 249,382.50	12/18/2006
194185	302 DPTF	912820HL4	US TREASURY STRIP (P)		11/15/2012	1.20	\$ 100,000.00	\$ 96,498.00	\$ 99,753.00	11/24/2009
202139	302 DPTF	912820UT2	US TREASURY STRIP (P)		11/15/2012	0.49	\$ 50,000.00	\$ 49,519.00	\$ 49,876.50	11/24/2010
203379	302 DPTF	912820UT2	US TREASURY STRIP (P)		11/15/2012	0.59	\$ 100,000.00	\$ 98,951.00	\$ 99,753.00	1/31/2011
183722	302 DPTF	912833JZ4	US TREASURY STRIP		11/15/2012	3.38	\$ 50,000.00	\$ 42,370.00	\$ 49,920.00	12/5/2007
183929	302 DPTF	912833JZ4	US TREASURY STRIP		11/15/2012	3.62	\$ 100,000.00	\$ 83,859.00	\$ 99,840.00	12/19/2007
184219	302 DPTF	912833JZ4	US TREASURY STRIP		11/15/2012	3.13	\$ 150,000.00	\$ 129,015.00	\$ 149,760.00	1/10/2008
189206	302 DPTF	912833JZ4	US TREASURY STRIP		11/15/2012	2.05	\$ 100,000.00	\$ 92,197.00	\$ 99,840.00	11/21/2008
189251	302 DPTF	912833JZ4	US TREASURY STRIP		11/15/2012	1.73	\$ 5,000.00	\$ 4,668.20	\$ 4,992.00	11/21/2008
189951	302 DPTF	912833JZ4	US TREASURY STRIP		11/15/2012	1.59	\$ 250,000.00	\$ 235,250.00	\$ 249,600.00	1/12/2009
190239	302 DPTF	912833JZ4	US TREASURY STRIP		11/15/2012	1.73	\$ 100,000.00	\$ 93,720.00	\$ 99,840.00	2/4/2009
194718	302 DPTF	912833JZ4	US TREASURY STRIP		11/15/2012	1.25	\$ 50,000.00	\$ 48,289.50	\$ 49,920.00	1/28/2010
201916	302 DPTF	912833JZ4	US TREASURY STRIP		11/15/2012	0.45	\$ 50,000.00	\$ 49,554.00	\$ 49,920.00	11/17/2010
180360	302 DPTF	912820HR1	US TREASURY STRIP (P)		2/15/2013	4.50	\$ 50,000.00	\$ 38,516.50	\$ 49,826.50	4/3/2007
180512	302 DPTF	912820HR1	US TREASURY STRIP (P)		2/15/2013	4.65	\$ 100,000.00	\$ 76,438.00	\$ 99,653.00	4/12/2007
180728	302 DPTF	912820HR1	US TREASURY STRIP (P)		2/15/2013	4.50	\$ 100,000.00	\$ 77,266.00	\$ 99,653.00	4/30/2007
184830	302 DPTF	912833DD9	US TREASURY STRIP		2/15/2013	2.95	\$ 10,000.00	\$ 8,646.96	\$ 9,968.60	2/28/2008
185220	302 DPTF	912833DD9	US TREASURY STRIP		2/15/2013	2.40	\$ 10,000.00	\$ 8,900.00	\$ 9,968.60	3/27/2008
185262	302 DPTF	912833DD9	US TREASURY STRIP		2/15/2013	2.63	\$ 50,000.00	\$ 44,009.00	\$ 49,843.00	3/28/2008
185589	302 DPTF	912833DD9	US TREASURY STRIP		2/15/2013	2.55	\$ 50,000.00	\$ 44,237.00	\$ 49,843.00	4/16/2008
185608	302 DPTF	912833DD9	US TREASURY STRIP		2/15/2013	2.51	\$ 10,000.00	\$ 8,865.00	\$ 9,968.60	4/16/2008
185875	302 DPTF	912833DD9	US TREASURY STRIP		2/15/2013	3.07	\$ 25,000.00	\$ 21,599.00	\$ 24,921.50	4/28/2008
190589	302 DPTF	912833DD9	US TREASURY STRIP		2/15/2013	1.89	\$ 50,000.00	\$ 46,404.00	\$ 49,843.00	2/27/2009
190820	302 DPTF	912833DD9	US TREASURY STRIP		2/15/2013	1.93	\$ 50,000.00	\$ 46,392.50	\$ 49,843.00	3/20/2009



PGM: INVS\_MONTHEND\_INVENTORY  
 SOURCE: VisualQED  
 MODEL: INVENTORY  
 BASIS: SETTLEMENT  
 AS-OF: 9/30/2011

**JOSH MANDEL**  
**TREASURER, STATE OF OHIO**

INVESTMENT INVENTORY  
 SETTLED POSITIONS AS OF: 09/30/11

INVT#	FUND	CUSIP	DESCRIPTION	RATE	MATURITY	YIELD	PAR AMOUNT	BOOK VALUE	MARKET VALUE	1ST PUR
190946	302 DPTF	912833DD9	US TREASURY STRIP		2/15/2013	1.86 \$	100,000.00 \$	93,066.00 \$	99,686.00	3/30/2009
191112	302 DPTF	912833DD9	US TREASURY STRIP		2/15/2013	1.55 \$	5,000.00 \$	4,712.50 \$	4,984.30	4/13/2009
191199	302 DPTF	912833DD9	US TREASURY STRIP		2/15/2013	1.84 \$	50,000.00 \$	46,617.00 \$	49,843.00	4/16/2009
191850	302 DPTF	912833DD9	US TREASURY STRIP		2/15/2013	1.65 \$	50,000.00 \$	46,958.00 \$	49,843.00	4/24/2009
194845	302 DPTF	912833DD9	US TREASURY STRIP		2/15/2013	1.44 \$	100,000.00 \$	95,761.00 \$	99,686.00	2/8/2010
195170	302 DPTF	912833DD9	US TREASURY STRIP		2/15/2013	1.34 \$	50,000.00 \$	48,064.50 \$	49,843.00	3/3/2010
195378	302 DPTF	912833DD9	US TREASURY STRIP		2/15/2013	1.32 \$	100,000.00 \$	96,208.00 \$	99,686.00	3/12/2010
195849	302 DPTF	912833DD9	US TREASURY STRIP		2/15/2013	1.58 \$	50,000.00 \$	47,807.00 \$	49,843.00	4/8/2010
196874	302 DPTF	912833DD9	US TREASURY STRIP		2/15/2013	1.41 \$	50,000.00 \$	48,081.00 \$	49,843.00	4/30/2010
203848	302 DPTF	912833DD9	US TREASURY STRIP		2/15/2013	0.76 \$	50,000.00 \$	49,265.50 \$	49,843.00	2/28/2011
204495	302 DPTF	912833DD9	US TREASURY STRIP		2/15/2013	0.74 \$	100,000.00 \$	98,646.00 \$	99,686.00	4/12/2011
205408	302 DPTF	912833DD9	US TREASURY STRIP		2/15/2013	0.47 \$	100,000.00 \$	99,162.00 \$	99,686.00	5/5/2011
181854	302 DPTF	912820HX8	US TREASURY STRIP (P)		5/15/2013	4.78 \$	100,000.00 \$	76,058.00 \$	99,530.00	7/30/2007
205467	302 DPTF	912820VX2	US TREASURY STRIP (P)		5/15/2013	0.56 \$	100,000.00 \$	98,874.00 \$	99,530.00	5/9/2011
206342	302 DPTF	912820VX2	US TREASURY STRIP (P)		5/15/2013	0.38 \$	50,000.00 \$	49,643.50 \$	49,765.00	6/23/2011
181159	302 DPTF	912833KA7	US TREASURY STRIP		5/15/2013	4.78 \$	50,000.00 \$	37,732.00 \$	49,868.50	5/31/2007
181407	302 DPTF	912833KA7	US TREASURY STRIP		5/15/2013	5.03 \$	50,000.00 \$	37,323.50 \$	49,868.50	6/26/2007
181548	302 DPTF	912833KA7	US TREASURY STRIP		5/15/2013	4.90 \$	50,000.00 \$	37,655.00 \$	49,868.50	7/6/2007
186409	302 DPTF	912833KA7	US TREASURY STRIP		5/15/2013	3.05 \$	50,000.00 \$	43,020.00 \$	49,868.50	5/27/2008
186657	302 DPTF	912833KA7	US TREASURY STRIP		5/15/2013	3.28 \$	25,000.00 \$	21,293.75 \$	24,934.25	6/9/2008
187220	302 DPTF	912833KA7	US TREASURY STRIP		5/15/2013	3.26 \$	10,000.00 \$	8,551.00 \$	9,973.70	7/11/2008
192206	302 DPTF	912833KA7	US TREASURY STRIP		5/15/2013	1.93 \$	150,000.00 \$	138,891.00 \$	149,605.50	5/13/2009
193227	302 DPTF	912833KA7	US TREASURY STRIP		5/15/2013	2.15 \$	50,000.00 \$	46,163.42 \$	49,868.50	8/18/2009
197090	302 DPTF	912833KA7	US TREASURY STRIP		5/15/2013	1.35 \$	306,000.00 \$	293,870.77 \$	305,195.22	5/11/2010
197183	302 DPTF	912833KA7	US TREASURY STRIP		5/15/2013	1.36 \$	25,000.00 \$	24,001.50 \$	24,934.25	5/14/2010
198366	302 DPTF	912833KA7	US TREASURY STRIP		5/15/2013	0.90 \$	50,000.00 \$	48,727.00 \$	49,868.50	6/30/2010
198692	302 DPTF	912833KA7	US TREASURY STRIP		5/15/2013	0.97 \$	100,000.00 \$	97,301.00 \$	99,737.00	7/13/2010
206112	302 DPTF	912833KA7	US TREASURY STRIP		5/15/2013	0.28 \$	100,000.00 \$	99,470.00 \$	99,737.00	6/13/2011
206364	302 DPTF	912833KA7	US TREASURY STRIP		5/15/2013	0.23 \$	50,000.00 \$	49,780.00 \$	49,868.50	6/27/2011
186326	305 DPTF	912833KA7	US TREASURY STRIP		5/15/2013	3.22 \$	7,538,000.00 \$	6,429,838.62 \$	7,518,175.06	5/22/2008
178325	302 DPTF	912820JE8	US TREASURY STRIP (P)		8/15/2013	4.55 \$	50,000.00 \$	36,715.50 \$	49,723.00	10/4/2006
178579	302 DPTF	912820JE8	US TREASURY STRIP (P)		8/15/2013	4.77 \$	138,000.00 \$	100,165.92 \$	137,235.48	10/26/2006
182213	302 DPTF	912820JE8	US TREASURY STRIP (P)		8/15/2013	4.34 \$	100,000.00 \$	77,407.00 \$	99,446.00	8/28/2007
182544	302 DPTF	912820JE8	US TREASURY STRIP (P)		8/15/2013	4.41 \$	100,000.00 \$	77,370.00 \$	99,446.00	9/25/2007
182749	302 DPTF	912820JE8	US TREASURY STRIP (P)		8/15/2013	4.24 \$	100,000.00 \$	78,198.00 \$	99,446.00	10/5/2007
178989	302 DPTF	912833DE7	US TREASURY STRIP		8/15/2013	4.49 \$	50,000.00 \$	37,121.50 \$	49,722.00	11/28/2006
188060	302 DPTF	912833DE7	US TREASURY STRIP		8/15/2013	2.85 \$	50,000.00 \$	43,500.00 \$	49,722.00	9/15/2008
193246	302 DPTF	912833DE7	US TREASURY STRIP		8/15/2013	2.22 \$	100,000.00 \$	91,552.25 \$	99,444.00	8/18/2009
199553	302 DPTF	912833DE7	US TREASURY STRIP		8/15/2013	0.85 \$	50,000.00 \$	48,749.00 \$	49,722.00	8/13/2010
200615	302 DPTF	912833DE7	US TREASURY STRIP		8/15/2013	0.70 \$	100,000.00 \$	98,014.00 \$	99,444.00	9/24/2010
207474	302 DPTF	912833DE7	US TREASURY STRIP		8/15/2013	0.17 \$	50,000.00 \$	49,844.00 \$	49,722.00	9/23/2011
188155	305 DPTF	912833DE7	US TREASURY STRIP		8/15/2013	2.60 \$	576,000.00 \$	507,507.84 \$	572,797.44	9/22/2008
179287	302 DPTF	912820JN8	US TREASURY STRIP (P)		11/15/2013	4.52 \$	250,000.00 \$	183,630.00 \$	248,270.00	12/18/2006
183723	302 DPTF	912833KB5	US TREASURY STRIP		11/15/2013	3.56 \$	50,000.00 \$	40,545.00 \$	49,659.50	12/5/2007
183930	302 DPTF	912833KB5	US TREASURY STRIP		11/15/2013	3.79 \$	100,000.00 \$	80,110.00 \$	99,319.00	12/19/2007
184220	302 DPTF	912833KB5	US TREASURY STRIP		11/15/2013	3.34 \$	150,000.00 \$	123,600.00 \$	148,978.50	1/10/2008
189207	302 DPTF	912833KB5	US TREASURY STRIP		11/15/2013	2.29 \$	100,000.00 \$	89,273.00 \$	99,319.00	11/21/2008
189252	302 DPTF	912833KB5	US TREASURY STRIP		11/15/2013	2.19 \$	5,000.00 \$	4,485.00 \$	4,965.95	11/21/2008
189952	302 DPTF	912833KB5	US TREASURY STRIP		11/15/2013	1.78 \$	250,000.00 \$	229,452.50 \$	248,297.50	1/12/2009
190240	302 DPTF	912833KB5	US TREASURY STRIP		11/15/2013	1.91 \$	100,000.00 \$	91,321.00 \$	99,319.00	2/4/2009
194186	302 DPTF	912833KB5	US TREASURY STRIP		11/15/2013	1.85 \$	100,000.00 \$	92,932.00 \$	99,319.00	11/24/2009
194719	302 DPTF	912833KB5	US TREASURY STRIP		11/15/2013	1.86 \$	50,000.00 \$	46,607.00 \$	49,659.50	1/28/2010
201917	302 DPTF	912833KB5	US TREASURY STRIP		11/15/2013	0.66 \$	50,000.00 \$	49,023.00 \$	49,659.50	11/17/2010
202140	302 DPTF	912833KB5	US TREASURY STRIP		11/15/2013	0.78 \$	50,000.00 \$	48,862.50 \$	49,659.50	11/24/2010
203380	302 DPTF	912833KB5	US TREASURY STRIP		11/15/2013	0.97 \$	100,000.00 \$	97,342.00 \$	99,319.00	1/31/2011
180361	302 DPTF	912820JX6	US TREASURY STRIP (P)		2/15/2014	4.57 \$	50,000.00 \$	36,656.50 \$	49,561.50	4/3/2007
180513	302 DPTF	912833DF4	US TREASURY STRIP		2/15/2014	4.71 \$	100,000.00 \$	72,711.00 \$	99,134.00	4/12/2007
180729	302 DPTF	912833DF4	US TREASURY STRIP		2/15/2014	4.57 \$	100,000.00 \$	73,585.00 \$	99,134.00	4/30/2007

PGM: INVS\_MONTHEND\_INVENTORY  
 SOURCE: VisualQED  
 MODEL: INVENTORY  
 BASIS: SETTLEMENT  
 AS-OF: 9/30/2011

**JOSH MANDEL**  
**TREASURER, STATE OF OHIO**

INVESTMENT INVENTORY  
 SETTLED POSITIONS AS OF: 09/30/11

INVT#	FUND	CUSIP	DESCRIPTION	RATE	MATURITY	YIELD	PAR AMOUNT	BOOK VALUE	MARKET VALUE	1ST PUR
184831	302 DPTF	912833DF4	US TREASURY STRIP		2/15/2014	3.29	\$ 10,000.00	\$ 8,231.40	\$ 9,913.40	2/28/2008
185221	302 DPTF	912833DF4	US TREASURY STRIP		2/15/2014	2.56	\$ 10,000.00	\$ 8,610.00	\$ 9,913.40	3/27/2008
185263	302 DPTF	912833DF4	US TREASURY STRIP		2/15/2014	2.87	\$ 50,000.00	\$ 42,281.00	\$ 49,567.00	3/28/2008
185590	302 DPTF	912833DF4	US TREASURY STRIP		2/15/2014	2.79	\$ 50,000.00	\$ 42,551.00	\$ 49,567.00	4/16/2008
185609	302 DPTF	912833DF4	US TREASURY STRIP		2/15/2014	2.67	\$ 10,000.00	\$ 8,565.00	\$ 9,913.40	4/16/2008
185876	302 DPTF	912833DF4	US TREASURY STRIP		2/15/2014	3.30	\$ 25,000.00	\$ 20,677.75	\$ 24,783.50	4/28/2008
190590	302 DPTF	912833DF4	US TREASURY STRIP		2/15/2014	2.30	\$ 50,000.00	\$ 44,624.50	\$ 49,567.00	2/27/2009
190821	302 DPTF	912833DF4	US TREASURY STRIP		2/15/2014	2.29	\$ 50,000.00	\$ 44,723.00	\$ 49,567.00	3/20/2009
190947	302 DPTF	912833DF4	US TREASURY STRIP		2/15/2014	2.23	\$ 100,000.00	\$ 89,740.00	\$ 99,134.00	3/30/2009
191113	302 DPTF	912833DF4	US TREASURY STRIP		2/15/2014	1.96	\$ 5,000.00	\$ 4,550.00	\$ 4,956.70	4/13/2009
191200	302 DPTF	912833DF4	US TREASURY STRIP		2/15/2014	2.24	\$ 50,000.00	\$ 44,902.00	\$ 49,567.00	4/16/2009
191851	302 DPTF	912833DF4	US TREASURY STRIP		2/15/2014	2.09	\$ 50,000.00	\$ 45,245.50	\$ 49,567.00	4/24/2009
194846	302 DPTF	912833DF4	US TREASURY STRIP		2/15/2014	2.02	\$ 100,000.00	\$ 92,240.00	\$ 99,134.00	2/8/2010
195171	302 DPTF	912833DF4	US TREASURY STRIP		2/15/2014	1.94	\$ 50,000.00	\$ 46,328.50	\$ 49,567.00	3/3/2010
195379	302 DPTF	912833DF4	US TREASURY STRIP		2/15/2014	1.90	\$ 100,000.00	\$ 92,850.00	\$ 99,134.00	3/12/2010
195850	302 DPTF	912833DF4	US TREASURY STRIP		2/15/2014	2.18	\$ 50,000.00	\$ 45,992.00	\$ 49,567.00	4/8/2010
196875	302 DPTF	912833DF4	US TREASURY STRIP		2/15/2014	1.96	\$ 50,000.00	\$ 46,441.00	\$ 49,567.00	4/30/2010
203849	302 DPTF	912833DF4	US TREASURY STRIP		2/15/2014	1.23	\$ 50,000.00	\$ 48,222.50	\$ 49,567.00	2/28/2011
204496	302 DPTF	912833DF4	US TREASURY STRIP		2/15/2014	1.24	\$ 100,000.00	\$ 96,544.00	\$ 99,134.00	4/12/2011
205409	302 DPTF	912833DF4	US TREASURY STRIP		2/15/2014	0.90	\$ 100,000.00	\$ 97,538.00	\$ 99,134.00	5/5/2011
181160	302 DPTF	912833KC3	US TREASURY STRIP		5/15/2014	4.85	\$ 50,000.00	\$ 35,825.50	\$ 49,472.00	5/31/2007
181408	302 DPTF	912833KC3	US TREASURY STRIP		5/15/2014	5.12	\$ 50,000.00	\$ 35,312.50	\$ 49,472.00	6/26/2007
181549	302 DPTF	912833KC3	US TREASURY STRIP		5/15/2014	4.98	\$ 50,000.00	\$ 35,695.00	\$ 49,472.00	7/6/2007
181855	302 DPTF	912833KC3	US TREASURY STRIP		5/15/2014	4.86	\$ 100,000.00	\$ 72,165.00	\$ 98,944.00	7/30/2007
186410	302 DPTF	912833KC3	US TREASURY STRIP		5/15/2014	3.24	\$ 50,000.00	\$ 41,274.00	\$ 49,472.00	5/27/2008
186658	302 DPTF	912833KC3	US TREASURY STRIP		5/15/2014	3.32	\$ 25,000.00	\$ 20,564.00	\$ 24,736.00	6/9/2008
187221	302 DPTF	912833KC3	US TREASURY STRIP		5/15/2014	3.44	\$ 10,000.00	\$ 8,193.90	\$ 9,894.40	7/11/2008
192207	302 DPTF	912833KC3	US TREASURY STRIP		5/15/2014	2.45	\$ 150,000.00	\$ 132,813.00	\$ 148,416.00	5/13/2009
193228	302 DPTF	912833KC3	US TREASURY STRIP		5/15/2014	2.71	\$ 50,000.00	\$ 44,018.75	\$ 49,472.00	8/18/2009
197092	302 DPTF	912833KC3	US TREASURY STRIP		5/15/2014	1.87	\$ 306,000.00	\$ 284,045.11	\$ 302,768.64	5/11/2010
197184	302 DPTF	912833KC3	US TREASURY STRIP		5/15/2014	1.91	\$ 25,000.00	\$ 23,165.50	\$ 24,736.00	5/14/2010
198368	302 DPTF	912833KC3	US TREASURY STRIP		5/15/2014	1.40	\$ 50,000.00	\$ 47,368.50	\$ 49,472.00	6/30/2010
198693	302 DPTF	912833KC3	US TREASURY STRIP		5/15/2014	1.49	\$ 100,000.00	\$ 94,445.00	\$ 98,944.00	7/13/2010
205468	302 DPTF	912833KC3	US TREASURY STRIP		5/15/2014	1.04	\$ 100,000.00	\$ 96,931.00	\$ 98,944.00	5/9/2011
206113	302 DPTF	912833KC3	US TREASURY STRIP		5/15/2014	0.68	\$ 100,000.00	\$ 98,035.00	\$ 98,944.00	6/13/2011
206341	302 DPTF	912833KC3	US TREASURY STRIP		5/15/2014	0.67	\$ 50,000.00	\$ 49,041.50	\$ 49,472.00	6/23/2011
206365	302 DPTF	912833KC3	US TREASURY STRIP		5/15/2014	0.65	\$ 50,000.00	\$ 49,078.00	\$ 49,472.00	6/27/2011
186327	305 DPTF	912833KC3	US TREASURY STRIP		5/15/2014	3.44	\$ 7,538,000.00	\$ 6,145,505.26	\$ 7,458,398.72	5/22/2008
178326	302 DPTF	912833DG2	US TREASURY STRIP		8/15/2014	4.63	\$ 50,000.00	\$ 34,885.50	\$ 49,384.00	10/4/2006
178580	302 DPTF	912833DG2	US TREASURY STRIP		8/15/2014	4.78	\$ 138,000.00	\$ 95,427.00	\$ 136,299.84	10/26/2006
178990	302 DPTF	912833DG2	US TREASURY STRIP		8/15/2014	4.56	\$ 50,000.00	\$ 35,324.00	\$ 49,384.00	11/28/2006
182214	302 DPTF	912833DG2	US TREASURY STRIP		8/15/2014	4.49	\$ 100,000.00	\$ 73,399.00	\$ 82,768.00	8/28/2007
182545	302 DPTF	912833DG2	US TREASURY STRIP		8/15/2014	4.52	\$ 100,000.00	\$ 73,500.00	\$ 98,768.00	9/25/2007
182750	302 DPTF	912833DG2	US TREASURY STRIP		8/15/2014	4.38	\$ 100,000.00	\$ 74,296.00	\$ 98,768.00	10/5/2007
188061	302 DPTF	912833DG2	US TREASURY STRIP		8/15/2014	3.09	\$ 50,000.00	\$ 41,700.00	\$ 49,384.00	9/15/2008
193247	302 DPTF	912833DG2	US TREASURY STRIP		8/15/2014	2.73	\$ 100,000.00	\$ 87,362.25	\$ 98,768.00	8/18/2009
199554	302 DPTF	912833DG2	US TREASURY STRIP		8/15/2014	1.26	\$ 50,000.00	\$ 47,546.50	\$ 49,384.00	8/13/2010
200616	302 DPTF	912833DG2	US TREASURY STRIP		8/15/2014	1.09	\$ 100,000.00	\$ 95,849.00	\$ 98,768.00	9/24/2010
207475	302 DPTF	912833DG2	US TREASURY STRIP		8/15/2014	0.31	\$ 50,000.00	\$ 49,561.00	\$ 49,384.00	9/23/2011
188156	305 DPTF	912833DG2	US TREASURY STRIP		8/15/2014	2.92	\$ 576,000.00	\$ 485,579.52	\$ 568,903.68	9/22/2008
179288	302 DPTF	912833KD1	US TREASURY STRIP		11/15/2014	4.53	\$ 250,000.00	\$ 175,435.00	\$ 245,910.00	12/18/2006
179694	302 DPTF	912833KD1	US TREASURY STRIP		11/15/2014	4.85	\$ 150,000.00	\$ 103,281.00	\$ 147,546.00	1/31/2007
183724	302 DPTF	912833KD1	US TREASURY STRIP		11/15/2014	3.79	\$ 50,000.00	\$ 38,530.00	\$ 49,182.00	12/5/2007
183931	302 DPTF	912833KD1	US TREASURY STRIP		11/15/2014	4.22	\$ 100,000.00	\$ 74,944.00	\$ 98,364.00	12/19/2007
184221	302 DPTF	912833KD1	US TREASURY STRIP		11/15/2014	3.60	\$ 150,000.00	\$ 117,480.00	\$ 147,546.00	1/10/2008
189208	302 DPTF	912833KD1	US TREASURY STRIP		11/15/2014	2.68	\$ 100,000.00	\$ 85,275.00	\$ 98,364.00	11/21/2008
189253	302 DPTF	912833KD1	US TREASURY STRIP		11/15/2014	2.66	\$ 5,000.00	\$ 4,270.00	\$ 4,918.20	11/21/2008
189953	302 DPTF	912833KD1	US TREASURY STRIP		11/15/2014	2.32	\$ 250,000.00	\$ 218,462.50	\$ 245,910.00	1/12/2009

PGM: INVS\_MONTHEND\_INVENTORY  
 SOURCE: VisualQED  
 MODEL: INVENTORY  
 BASIS: SETTLEMENT  
 AS-OF: 9/30/2011

**JOSH MANDEL  
 TREASURER, STATE OF OHIO**

INVESTMENT INVENTORY  
 SETTLED POSITIONS AS OF: 09/30/11

INVT#	FUND	CUSIP	DESCRIPTION	RATE	MATURITY	YIELD	PAR AMOUNT	BOOK VALUE	MARKET VALUE	1ST PUR
190241	302 DPTF	912833KD1	US TREASURY STRIP		11/15/2014	2.51 \$	100,000.00 \$	86,582.00 \$	98,364.00	2/4/2009
194187	302 DPTF	912833KD1	US TREASURY STRIP		11/15/2014	2.26 \$	100,000.00 \$	89,403.00 \$	98,364.00	11/24/2009
194720	302 DPTF	912833KD1	US TREASURY STRIP		11/15/2014	2.33 \$	50,000.00 \$	44,746.50 \$	49,182.00	1/28/2010
201919	302 DPTF	912833KD1	US TREASURY STRIP		11/15/2014	0.96 \$	50,000.00 \$	48,123.50 \$	49,182.00	11/17/2010
202141	302 DPTF	912833KD1	US TREASURY STRIP		11/15/2014	1.17 \$	50,000.00 \$	47,742.00 \$	49,182.00	11/24/2010
203381	302 DPTF	912833KD1	US TREASURY STRIP		11/15/2014	1.51 \$	100,000.00 \$	94,448.00 \$	98,364.00	1/31/2011
180514	302 DPTF	912803AA1	US TREASURY STRIP (P)		2/15/2015	4.77 \$	100,000.00 \$	69,112.00 \$	98,194.00	4/12/2007
180730	302 DPTF	912803AA1	US TREASURY STRIP (P)		2/15/2015	4.64 \$	100,000.00 \$	69,936.00 \$	98,194.00	4/30/2007
195172	302 DPTF	912803AA1	US TREASURY STRIP (P)		2/15/2015	2.38 \$	50,000.00 \$	44,465.50 \$	49,097.00	3/3/2010
180362	302 DPTF	912833DH0	US TREASURY STRIP		2/15/2015	4.63 \$	50,000.00 \$	34,875.50 \$	49,000.00	4/3/2007
184832	302 DPTF	912833DH0	US TREASURY STRIP		2/15/2015	3.64 \$	10,000.00 \$	7,778.51 \$	9,800.00	2/28/2008
185222	302 DPTF	912833DH0	US TREASURY STRIP		2/15/2015	2.78 \$	10,000.00 \$	8,270.00 \$	9,800.00	3/27/2008
185265	302 DPTF	912833DH0	US TREASURY STRIP		2/15/2015	3.15 \$	50,000.00 \$	40,320.00 \$	49,000.00	3/28/2008
185591	302 DPTF	912833DH0	US TREASURY STRIP		2/15/2015	3.10 \$	50,000.00 \$	40,522.00 \$	49,000.00	4/16/2008
185610	302 DPTF	912833DH0	US TREASURY STRIP		2/15/2015	2.94 \$	10,000.00 \$	8,195.00 \$	9,800.00	4/16/2008
185877	302 DPTF	912833DH0	US TREASURY STRIP		2/15/2015	3.46 \$	25,000.00 \$	19,794.75 \$	24,500.00	4/28/2008
190591	302 DPTF	912833DH0	US TREASURY STRIP		2/15/2015	2.69 \$	50,000.00 \$	42,639.50 \$	49,000.00	2/27/2009
190822	302 DPTF	912833DH0	US TREASURY STRIP		2/15/2015	2.68 \$	50,000.00 \$	42,734.50 \$	49,000.00	3/20/2009
190948	302 DPTF	912833DH0	US TREASURY STRIP		2/15/2015	2.29 \$	100,000.00 \$	87,466.00 \$	98,000.00	3/30/2009
191114	302 DPTF	912833DH0	US TREASURY STRIP		2/15/2015	2.20 \$	5,000.00 \$	4,400.00 \$	4,900.00	4/13/2009
191201	302 DPTF	912833DH0	US TREASURY STRIP		2/15/2015	2.41 \$	50,000.00 \$	43,484.50 \$	49,000.00	4/16/2009
191852	302 DPTF	912833DH0	US TREASURY STRIP		2/15/2015	2.22 \$	50,000.00 \$	43,990.50 \$	49,000.00	4/24/2009
194847	302 DPTF	912833DH0	US TREASURY STRIP		2/15/2015	2.46 \$	100,000.00 \$	88,452.00 \$	98,000.00	2/8/2010
195380	302 DPTF	912833DH0	US TREASURY STRIP		2/15/2015	2.37 \$	100,000.00 \$	89,034.00 \$	98,000.00	3/12/2010
195851	302 DPTF	912833DH0	US TREASURY STRIP		2/15/2015	3.66 \$	50,000.00 \$	41,918.00 \$	49,000.00	4/8/2010
196876	302 DPTF	912833DH0	US TREASURY STRIP		2/15/2015	2.47 \$	50,000.00 \$	44,447.00 \$	49,000.00	4/30/2010
203850	302 DPTF	912833DH0	US TREASURY STRIP		2/15/2015	1.74 \$	50,000.00 \$	46,676.00 \$	49,000.00	2/28/2011
204497	302 DPTF	912833DH0	US TREASURY STRIP		2/15/2015	1.82 \$	100,000.00 \$	93,270.00 \$	98,000.00	4/12/2011
205410	302 DPTF	912833DH0	US TREASURY STRIP		2/15/2015	1.41 \$	100,000.00 \$	94,820.00 \$	98,000.00	5/5/2011
181161	302 DPTF	912833KE9	US TREASURY STRIP		5/15/2015	4.87 \$	50,000.00 \$	34,096.00 \$	48,810.00	5/31/2007
181409	302 DPTF	912833KE9	US TREASURY STRIP		5/15/2015	5.17 \$	50,000.00 \$	33,444.50 \$	48,810.00	6/26/2007
181550	302 DPTF	912833KE9	US TREASURY STRIP		5/15/2015	5.03 \$	50,000.00 \$	33,836.00 \$	48,810.00	7/6/2007
181856	302 DPTF	912833KE9	US TREASURY STRIP		5/15/2015	4.92 \$	100,000.00 \$	68,468.00 \$	97,620.00	7/30/2007
186411	302 DPTF	912833KE9	US TREASURY STRIP		5/15/2015	3.62 \$	50,000.00 \$	38,941.50 \$	48,810.00	5/27/2008
186659	302 DPTF	912833KE9	US TREASURY STRIP		5/15/2015	3.73 \$	25,000.00 \$	19,356.50 \$	24,405.00	6/9/2008
187222	302 DPTF	912833KE9	US TREASURY STRIP		5/15/2015	3.66 \$	10,000.00 \$	7,802.00 \$	9,762.00	7/11/2008
192208	302 DPTF	912833KE9	US TREASURY STRIP		5/15/2015	2.65 \$	150,000.00 \$	128,058.00 \$	146,430.00	5/13/2009
193229	302 DPTF	912833KE9	US TREASURY STRIP		5/15/2015	3.08 \$	50,000.00 \$	41,949.46 \$	48,810.00	8/18/2009
197094	302 DPTF	912833KE9	US TREASURY STRIP		5/15/2015	2.32 \$	306,000.00 \$	272,649.67 \$	298,717.20	5/11/2010
197185	302 DPTF	912833KE9	US TREASURY STRIP		5/15/2015	2.34 \$	25,000.00 \$	22,255.50 \$	24,405.00	5/14/2010
198369	302 DPTF	912833KE9	US TREASURY STRIP		5/15/2015	1.83 \$	50,000.00 \$	45,755.50 \$	48,810.00	6/30/2010
198695	302 DPTF	912833KE9	US TREASURY STRIP		5/15/2015	1.89 \$	100,000.00 \$	91,285.00 \$	97,620.00	7/13/2010
205469	302 DPTF	912833KE9	US TREASURY STRIP		5/15/2015	1.52 \$	100,000.00 \$	94,118.00 \$	97,620.00	5/9/2011
206114	302 DPTF	912833KE9	US TREASURY STRIP		5/15/2015	1.11 \$	100,000.00 \$	95,741.00 \$	97,620.00	6/13/2011
206340	302 DPTF	912833KE9	US TREASURY STRIP		5/15/2015	1.15 \$	50,000.00 \$	47,825.50 \$	48,810.00	6/23/2011
206366	302 DPTF	912833KE9	US TREASURY STRIP		5/15/2015	1.14 \$	50,000.00 \$	47,851.00 \$	48,810.00	6/27/2011
186328	305 DPTF	912833KE9	US TREASURY STRIP		5/15/2015	3.64 \$	7,538,000.00 \$	5,859,890.44 \$	7,358,595.60	5/22/2008
182546	302 DPTF	912803AC7	US TREASURY STRIP (P)		8/15/2015	4.69 \$	100,000.00 \$	69,350.00 \$	97,481.00	9/25/2007
178327	302 DPTF	912833JT8	US TREASURY STRIP		8/15/2015	4.66 \$	50,000.00 \$	33,238.00 \$	48,626.00	10/4/2006
178581	302 DPTF	912833JT8	US TREASURY STRIP		8/15/2015	4.81 \$	138,000.00 \$	90,841.26 \$	134,207.76	10/26/2006
178991	302 DPTF	912833JT8	US TREASURY STRIP		8/15/2015	4.58 \$	50,000.00 \$	33,696.50 \$	48,626.00	11/28/2006
182215	302 DPTF	912833JT8	US TREASURY STRIP		8/15/2015	4.62 \$	100,000.00 \$	69,504.00 \$	97,252.00	8/28/2007
182751	302 DPTF	912833JT8	US TREASURY STRIP		8/15/2015	4.51 \$	100,000.00 \$	70,412.00 \$	97,252.00	10/5/2007
188062	302 DPTF	912833JT8	US TREASURY STRIP		8/15/2015	3.29 \$	50,000.00 \$	39,911.37 \$	48,626.00	9/15/2008
193248	302 DPTF	912833JT8	US TREASURY STRIP		8/15/2015	3.09 \$	100,000.00 \$	83,227.25 \$	97,252.00	8/18/2009
199555	302 DPTF	912833JT8	US TREASURY STRIP		8/15/2015	1.63 \$	50,000.00 \$	46,097.50 \$	48,626.00	8/13/2010
200617	302 DPTF	912833JT8	US TREASURY STRIP		8/15/2015	1.42 \$	100,000.00 \$	93,313.00 \$	97,252.00	9/24/2010
207476	302 DPTF	912833JT8	US TREASURY STRIP		8/15/2015	0.55 \$	50,000.00 \$	48,951.50 \$	48,626.00	9/23/2011

PGM: INVS\_MONTHEND\_INVENTORY  
 SOURCE: VisualQED  
 MODEL: INVENTORY  
 BASIS: SETTLEMENT  
 AS-OF: 9/30/2011

**JOSH MANDEL  
 TREASURER, STATE OF OHIO**

INVESTMENT INVENTORY  
 SETTLED POSITIONS AS OF: 09/30/11

INVT#	FUND	CUSIP	DESCRIPTION	RATE	MATURITY	YIELD	PAR AMOUNT	BOOK VALUE	MARKET VALUE	1ST PUR
188157	305 DPTF	912833JT8	US TREASURY STRIP		8/15/2015	3.15 \$	576,000.00 \$	464,405.76 \$	560,171.52	9/22/2008
183725	302 DPTF	912803AE3	US TREASURY STRIP (P)		11/15/2015	4.00 \$	50,000.00 \$	36,490.00 \$	48,538.50	12/5/2007
194188	302 DPTF	912803AE3	US TREASURY STRIP (P)		11/15/2015	2.67 \$	100,000.00 \$	85,347.00 \$	97,077.00	11/24/2009
194721	302 DPTF	912803AE3	US TREASURY STRIP (P)		11/15/2015	2.80 \$	50,000.00 \$	42,559.00 \$	48,538.50	1/28/2010
179289	302 DPTF	912833KF6	US TREASURY STRIP		11/15/2015	4.58 \$	250,000.00 \$	166,962.50 \$	242,075.00	12/18/2006
179695	302 DPTF	912833KF6	US TREASURY STRIP		11/15/2015	4.89 \$	150,000.00 \$	98,097.00 \$	145,245.00	1/31/2007
183932	302 DPTF	912833KF6	US TREASURY STRIP		11/15/2015	4.27 \$	100,000.00 \$	71,601.00 \$	96,830.00	12/19/2007
184222	302 DPTF	912833KF6	US TREASURY STRIP		11/15/2015	3.86 \$	150,000.00 \$	111,150.00 \$	145,245.00	1/10/2008
189209	302 DPTF	912833KF6	US TREASURY STRIP		11/15/2015	3.72 \$	100,000.00 \$	77,306.00 \$	96,830.00	11/21/2008
189255	302 DPTF	912833KF6	US TREASURY STRIP		11/15/2015	3.48 \$	5,000.00 \$	3,930.00 \$	4,841.50	11/21/2008
189954	302 DPTF	912833KF6	US TREASURY STRIP		11/15/2015	2.63 \$	250,000.00 \$	209,050.00 \$	242,075.00	1/12/2009
190242	302 DPTF	912833KF6	US TREASURY STRIP		11/15/2015	2.94 \$	100,000.00 \$	82,083.00 \$	96,830.00	2/4/2009
201921	302 DPTF	912833KF6	US TREASURY STRIP		11/15/2015	1.28 \$	50,000.00 \$	46,913.00 \$	48,415.00	11/17/2010
202142	302 DPTF	912833KF6	US TREASURY STRIP		11/15/2015	1.53 \$	50,000.00 \$	46,353.50 \$	48,415.00	11/24/2010
203382	302 DPTF	912833KF6	US TREASURY STRIP		11/15/2015	1.95 \$	100,000.00 \$	91,111.00 \$	96,830.00	1/31/2011
180363	302 DPTF	912833KG4	US TREASURY STRIP		2/15/2016	4.66 \$	50,000.00 \$	33,228.50 \$	48,169.50	4/3/2007
180515	302 DPTF	912833KG4	US TREASURY STRIP		2/15/2016	4.79 \$	100,000.00 \$	65,819.00 \$	96,339.00	4/12/2007
180731	302 DPTF	912833KG4	US TREASURY STRIP		2/15/2016	4.66 \$	100,000.00 \$	66,715.00 \$	96,339.00	4/30/2007
184833	302 DPTF	912833KG4	US TREASURY STRIP		2/15/2016	4.07 \$	10,000.00 \$	7,255.01 \$	9,633.90	2/28/2008
185223	302 DPTF	912833KG4	US TREASURY STRIP		2/15/2016	3.32 \$	10,000.00 \$	7,715.00 \$	9,633.90	3/27/2008
185266	302 DPTF	912833KG4	US TREASURY STRIP		2/15/2016	3.40 \$	50,000.00 \$	38,328.50 \$	48,169.50	3/28/2008
185592	302 DPTF	912833KG4	US TREASURY STRIP		2/15/2016	3.40 \$	50,000.00 \$	38,396.00 \$	48,169.50	4/16/2008
185611	302 DPTF	912833KG4	US TREASURY STRIP		2/15/2016	3.32 \$	10,000.00 \$	7,729.00 \$	9,633.90	4/16/2008
185878	302 DPTF	912833KG4	US TREASURY STRIP		2/15/2016	3.70 \$	25,000.00 \$	18,782.75 \$	24,084.75	4/28/2008
190592	302 DPTF	912833KG4	US TREASURY STRIP		2/15/2016	3.07 \$	50,000.00 \$	40,431.00 \$	48,169.50	2/27/2009
190823	302 DPTF	912833KG4	US TREASURY STRIP		2/15/2016	3.03 \$	50,000.00 \$	40,620.00 \$	48,169.50	3/20/2009
190949	302 DPTF	912833KG4	US TREASURY STRIP		2/15/2016	2.73 \$	100,000.00 \$	82,979.00 \$	96,339.00	3/30/2009
191115	302 DPTF	912833KG4	US TREASURY STRIP		2/15/2016	2.56 \$	5,000.00 \$	4,200.00 \$	4,816.95	4/13/2009
191202	302 DPTF	912833KG4	US TREASURY STRIP		2/15/2016	2.77 \$	50,000.00 \$	41,439.00 \$	48,169.50	4/16/2009
191853	302 DPTF	912833KG4	US TREASURY STRIP		2/15/2016	2.58 \$	50,000.00 \$	41,986.00 \$	48,169.50	4/24/2009
194848	302 DPTF	912833KG4	US TREASURY STRIP		2/15/2016	2.93 \$	100,000.00 \$	83,939.00 \$	96,339.00	2/8/2010
195173	302 DPTF	912833KG4	US TREASURY STRIP		2/15/2016	2.84 \$	50,000.00 \$	42,265.50 \$	48,169.50	3/3/2010
195381	302 DPTF	912833KG4	US TREASURY STRIP		2/15/2016	2.81 \$	100,000.00 \$	84,737.00 \$	96,339.00	3/12/2010
195852	302 DPTF	912833KG4	US TREASURY STRIP		2/15/2016	3.10 \$	50,000.00 \$	41,765.00 \$	48,169.50	4/8/2010
196877	302 DPTF	912833KG4	US TREASURY STRIP		2/15/2016	2.87 \$	50,000.00 \$	42,388.50 \$	48,169.50	4/30/2010
203851	302 DPTF	912833KG4	US TREASURY STRIP		2/15/2016	2.24 \$	50,000.00 \$	44,777.00 \$	48,169.50	2/28/2011
204498	302 DPTF	912833KG4	US TREASURY STRIP		2/15/2016	2.30 \$	100,000.00 \$	89,533.00 \$	96,339.00	4/12/2011
205411	302 DPTF	912833KG4	US TREASURY STRIP		2/15/2016	1.89 \$	100,000.00 \$	91,393.00 \$	96,339.00	5/5/2011
181551	302 DPTF	912803AH6	US TREASURY STRIP (P)		5/15/2016	5.07 \$	50,000.00 \$	32,080.50 \$	48,055.50	7/6/2007
181857	302 DPTF	912803AH6	US TREASURY STRIP (P)		5/15/2016	4.96 \$	100,000.00 \$	64,997.00 \$	96,111.00	7/30/2007
181162	302 DPTF	912833KH2	US TREASURY STRIP		5/15/2016	4.90 \$	50,000.00 \$	32,409.00 \$	47,901.50	5/31/2007
181410	302 DPTF	912833KH2	US TREASURY STRIP		5/15/2016	5.19 \$	50,000.00 \$	31,727.00 \$	47,901.50	6/26/2007
186412	302 DPTF	912833KH2	US TREASURY STRIP		5/15/2016	3.80 \$	50,000.00 \$	37,044.00 \$	47,901.50	5/27/2008
186660	302 DPTF	912833KH2	US TREASURY STRIP		5/15/2016	3.95 \$	25,000.00 \$	18,331.25 \$	23,950.75	6/9/2008
187223	302 DPTF	912833KH2	US TREASURY STRIP		5/15/2016	3.90 \$	10,000.00 \$	7,383.60 \$	9,580.30	7/11/2008
192209	302 DPTF	912833KH2	US TREASURY STRIP		5/15/2016	3.14 \$	150,000.00 \$	120,583.50 \$	143,704.50	5/13/2009
193230	302 DPTF	912833KH2	US TREASURY STRIP		5/15/2016	3.41 \$	50,000.00 \$	39,802.56 \$	47,901.50	8/18/2009
197095	302 DPTF	912833KH2	US TREASURY STRIP		5/15/2016	2.76 \$	306,000.00 \$	259,479.43 \$	293,157.18	5/11/2010
197186	302 DPTF	912833KH2	US TREASURY STRIP		5/15/2016	2.78 \$	25,000.00 \$	21,179.50 \$	23,950.75	5/14/2010
198370	302 DPTF	912833KH2	US TREASURY STRIP		5/15/2016	2.25 \$	50,000.00 \$	43,838.50 \$	47,901.50	6/30/2010
198696	302 DPTF	912833KH2	US TREASURY STRIP		5/15/2016	2.30 \$	100,000.00 \$	87,519.00 \$	95,803.00	7/13/2010
205470	302 DPTF	912833KH2	US TREASURY STRIP		5/15/2016	2.00 \$	100,000.00 \$	90,481.00 \$	95,803.00	5/9/2011
206115	302 DPTF	912833KH2	US TREASURY STRIP		5/15/2016	1.59 \$	100,000.00 \$	92,518.00 \$	95,803.00	6/13/2011
206339	302 DPTF	912833KH2	US TREASURY STRIP		5/15/2016	1.58 \$	50,000.00 \$	46,293.50 \$	47,901.50	6/23/2011
206367	302 DPTF	912833KH2	US TREASURY STRIP		5/15/2016	1.58 \$	50,000.00 \$	46,293.50 \$	47,901.50	6/27/2011
186329	305 DPTF	912833KH2	US TREASURY STRIP		5/15/2016	3.90 \$	7,538,000.00 \$	5,537,942.46 \$	7,221,630.14	5/22/2008
178328	302 DPTF	912833KJ8	US TREASURY STRIP		8/15/2016	4.71 \$	50,000.00 \$	31,589.00 \$	47,598.50	10/4/2006
178582	302 DPTF	912833KJ8	US TREASURY STRIP		8/15/2016	4.87 \$	138,000.00 \$	86,107.86 \$	131,371.86	10/26/2006

PGM: INVS\_MONTHEND\_INVENTORY  
 SOURCE: VisualQED  
 MODEL: INVENTORY  
 BASIS: SETTLEMENT  
 AS-OF: 9/30/2011

**JOSH MANDEL  
 TREASURER, STATE OF OHIO**

INVESTMENT INVENTORY  
 SETTLED POSITIONS AS OF: 09/30/11

INVT#	FUND	CUSIP	DESCRIPTION	RATE	MATURITY	YIELD	PAR AMOUNT	BOOK VALUE	MARKET VALUE	1ST PUR
178992	302 DPTF	912833KJ8	US TREASURY STRIP		8/15/2016	4.64	\$ 50,000.00	\$ 32,037.00	\$ 47,598.50	11/28/2006
182216	302 DPTF	912833KJ8	US TREASURY STRIP		8/15/2016	4.70	\$ 100,000.00	\$ 65,937.00	\$ 95,197.00	8/28/2007
182547	302 DPTF	912833KJ8	US TREASURY STRIP		8/15/2016	4.76	\$ 100,000.00	\$ 65,810.00	\$ 95,197.00	9/25/2007
182752	302 DPTF	912833KJ8	US TREASURY STRIP		8/15/2016	4.60	\$ 100,000.00	\$ 66,816.00	\$ 95,197.00	10/5/2007
188063	302 DPTF	912833KJ8	US TREASURY STRIP		8/15/2016	3.59	\$ 50,000.00	\$ 37,725.00	\$ 47,598.50	9/15/2008
193249	302 DPTF	912833KJ8	US TREASURY STRIP		8/15/2016	3.49	\$ 100,000.00	\$ 78,513.25	\$ 95,197.00	8/18/2009
199556	302 DPTF	912833KJ8	US TREASURY STRIP		8/15/2016	2.11	\$ 50,000.00	\$ 44,078.50	\$ 47,598.50	8/13/2010
200618	302 DPTF	912833KJ8	US TREASURY STRIP		8/15/2016	1.89	\$ 100,000.00	\$ 89,536.00	\$ 95,197.00	9/24/2010
207477	302 DPTF	912833KJ8	US TREASURY STRIP		8/15/2016	0.88	\$ 50,000.00	\$ 47,899.00	\$ 47,598.50	9/23/2011
188158	305 DPTF	912833KJ8	US TREASURY STRIP		8/15/2016	3.44	\$ 576,000.00	\$ 440,098.56	\$ 548,334.72	9/22/2008
194189	302 DPTF	912803AK9	US TREASURY STRIP (P)		11/15/2016	3.12	\$ 100,000.00	\$ 80,579.00	\$ 94,913.00	11/24/2009
179290	302 DPTF	912833KK5	US TREASURY STRIP		11/15/2016	4.63	\$ 250,000.00	\$ 158,857.50	\$ 236,510.00	12/18/2006
183726	302 DPTF	912833KK5	US TREASURY STRIP		11/15/2016	4.10	\$ 50,000.00	\$ 34,765.00	\$ 47,302.00	12/5/2007
183933	302 DPTF	912833KK5	US TREASURY STRIP		11/15/2016	4.40	\$ 100,000.00	\$ 67,866.00	\$ 94,604.00	12/19/2007
184223	302 DPTF	912833KK5	US TREASURY STRIP		11/15/2016	3.99	\$ 150,000.00	\$ 105,750.00	\$ 141,906.00	1/10/2008
189210	302 DPTF	912833KK5	US TREASURY STRIP		11/15/2016	4.07	\$ 100,000.00	\$ 72,494.00	\$ 94,604.00	11/21/2008
189256	302 DPTF	912833KK5	US TREASURY STRIP		11/15/2016	3.94	\$ 5,000.00	\$ 3,662.50	\$ 4,730.20	11/21/2008
189955	302 DPTF	912833KK5	US TREASURY STRIP		11/15/2016	2.96	\$ 250,000.00	\$ 198,562.50	\$ 236,510.00	1/12/2009
190243	302 DPTF	912833KK5	US TREASURY STRIP		11/15/2016	3.50	\$ 100,000.00	\$ 76,352.00	\$ 94,604.00	2/4/2009
194722	302 DPTF	912833KK5	US TREASURY STRIP		11/15/2016	3.18	\$ 50,000.00	\$ 40,340.00	\$ 47,302.00	1/28/2010
201922	302 DPTF	912833KK5	US TREASURY STRIP		11/15/2016	1.62	\$ 50,000.00	\$ 45,390.50	\$ 47,302.00	11/17/2010
202143	302 DPTF	912833KK5	US TREASURY STRIP		11/15/2016	1.93	\$ 50,000.00	\$ 44,573.50	\$ 47,302.00	11/24/2010
203383	302 DPTF	912833KK5	US TREASURY STRIP		11/15/2016	2.41	\$ 100,000.00	\$ 87,054.00	\$ 94,604.00	1/31/2011
180364	302 DPTF	912833KL3	US TREASURY STRIP		2/15/2017	4.70	\$ 50,000.00	\$ 31,610.50	\$ 47,003.50	4/3/2007
180516	302 DPTF	912833KL3	US TREASURY STRIP		2/15/2017	4.82	\$ 100,000.00	\$ 62,568.00	\$ 94,007.00	4/12/2007
180732	302 DPTF	912833KL3	US TREASURY STRIP		2/15/2017	4.68	\$ 100,000.00	\$ 63,562.00	\$ 94,007.00	4/30/2007
184834	302 DPTF	912833KL3	US TREASURY STRIP		2/15/2017	4.08	\$ 10,000.00	\$ 6,962.39	\$ 9,400.70	2/28/2008
185224	302 DPTF	912833KL3	US TREASURY STRIP		2/15/2017	3.70	\$ 10,000.00	\$ 7,220.00	\$ 9,400.70	3/27/2008
185267	302 DPTF	912833KL3	US TREASURY STRIP		2/15/2017	3.74	\$ 50,000.00	\$ 35,974.50	\$ 47,003.50	3/28/2008
185593	302 DPTF	912833KL3	US TREASURY STRIP		2/15/2017	3.70	\$ 50,000.00	\$ 36,185.00	\$ 47,003.50	4/16/2008
185612	302 DPTF	912833KL3	US TREASURY STRIP		2/15/2017	3.71	\$ 10,000.00	\$ 7,228.00	\$ 9,400.70	4/16/2008
185879	302 DPTF	912833KL3	US TREASURY STRIP		2/15/2017	4.02	\$ 25,000.00	\$ 17,613.25	\$ 23,501.75	4/28/2008
190593	302 DPTF	912833KL3	US TREASURY STRIP		2/15/2017	3.30	\$ 50,000.00	\$ 38,510.00	\$ 47,003.50	2/27/2009
190825	302 DPTF	912833KL3	US TREASURY STRIP		2/15/2017	3.33	\$ 50,000.00	\$ 38,506.50	\$ 47,003.50	3/20/2009
190950	302 DPTF	912833KL3	US TREASURY STRIP		2/15/2017	3.02	\$ 100,000.00	\$ 78,960.00	\$ 94,007.00	3/30/2009
191116	302 DPTF	912833KL3	US TREASURY STRIP		2/15/2017	2.87	\$ 5,000.00	\$ 4,000.00	\$ 4,700.35	4/13/2009
191203	302 DPTF	912833KL3	US TREASURY STRIP		2/15/2017	3.14	\$ 50,000.00	\$ 39,164.50	\$ 47,003.50	4/16/2009
191854	302 DPTF	912833KL3	US TREASURY STRIP		2/15/2017	3.01	\$ 50,000.00	\$ 39,605.00	\$ 47,003.50	4/24/2009
194849	302 DPTF	912833KL3	US TREASURY STRIP		2/15/2017	3.53	\$ 100,000.00	\$ 78,223.00	\$ 94,007.00	2/8/2010
195174	302 DPTF	912833KL3	US TREASURY STRIP		2/15/2017	3.24	\$ 50,000.00	\$ 39,987.00	\$ 47,003.50	3/3/2010
195384	302 DPTF	912833KL3	US TREASURY STRIP		2/15/2017	3.24	\$ 100,000.00	\$ 80,008.00	\$ 94,007.00	3/12/2010
195853	302 DPTF	912833KL3	US TREASURY STRIP		2/15/2017	3.48	\$ 50,000.00	\$ 39,465.00	\$ 47,003.50	4/8/2010
196878	302 DPTF	912833KL3	US TREASURY STRIP		2/15/2017	3.20	\$ 50,000.00	\$ 40,311.00	\$ 47,003.50	4/30/2010
203852	302 DPTF	912833KL3	US TREASURY STRIP		2/15/2017	2.69	\$ 50,000.00	\$ 42,639.50	\$ 47,003.50	2/28/2011
204499	302 DPTF	912833KL3	US TREASURY STRIP		2/15/2017	2.74	\$ 100,000.00	\$ 85,293.00	\$ 94,007.00	4/12/2011
205412	302 DPTF	912833KL3	US TREASURY STRIP		2/15/2017	2.35	\$ 100,000.00	\$ 87,365.00	\$ 94,007.00	5/5/2011
181858	302 DPTF	912803AL7	US TREASURY STRIP (P)		5/15/2017	5.01	\$ 100,000.00	\$ 61,594.00	\$ 93,773.00	7/30/2007
197187	302 DPTF	912803AL7	US TREASURY STRIP (P)		5/15/2017	3.10	\$ 25,000.00	\$ 20,149.50	\$ 23,443.25	5/14/2010
198371	302 DPTF	912803AL7	US TREASURY STRIP (P)		5/15/2017	2.53	\$ 50,000.00	\$ 42,075.00	\$ 46,886.50	6/30/2010
181163	302 DPTF	912833KM1	US TREASURY STRIP		5/15/2017	4.97	\$ 50,000.00	\$ 30,668.50	\$ 46,719.00	5/31/2007
181411	302 DPTF	912833KM1	US TREASURY STRIP		5/15/2017	5.26	\$ 50,000.00	\$ 29,941.00	\$ 46,719.00	6/26/2007
181552	302 DPTF	912833KM1	US TREASURY STRIP		5/15/2017	5.13	\$ 50,000.00	\$ 30,356.50	\$ 46,719.00	7/6/2007
186414	302 DPTF	912833KM1	US TREASURY STRIP		5/15/2017	4.09	\$ 50,000.00	\$ 34,777.00	\$ 46,719.00	5/27/2008
186661	302 DPTF	912833KM1	US TREASURY STRIP		5/15/2017	4.20	\$ 25,000.00	\$ 17,254.25	\$ 23,359.50	6/9/2008
187224	302 DPTF	912833KM1	US TREASURY STRIP		5/15/2017	4.14	\$ 10,000.00	\$ 6,960.30	\$ 9,343.80	7/11/2008
192211	302 DPTF	912833KM1	US TREASURY STRIP		5/15/2017	3.44	\$ 150,000.00	\$ 114,142.50	\$ 140,157.00	5/13/2009
193231	302 DPTF	912833KM1	US TREASURY STRIP		5/15/2017	3.78	\$ 50,000.00	\$ 37,430.74	\$ 46,719.00	8/18/2009
197096	302 DPTF	912833KM1	US TREASURY STRIP		5/15/2017	3.09	\$ 306,000.00	\$ 246,768.19	\$ 285,920.28	5/11/2010

PGM: INVS\_MONTHEND\_INVENTORY  
 SOURCE: VisualQED  
 MODEL: INVENTORY  
 BASIS: SETTLEMENT  
 AS-OF: 9/30/2011

**JOSH MANDEL**  
**TREASURER, STATE OF OHIO**

INVESTMENT INVENTORY  
 SETTLED POSITIONS AS OF: 09/30/11

INVT#	FUND	CUSIP	DESCRIPTION	RATE	MATURITY	YIELD	PAR AMOUNT	BOOK VALUE	MARKET VALUE	1ST PUR
198697	302 DPTF	912833KM1	US TREASURY STRIP		5/15/2017	2.58	\$ 100,000.00	\$ 83,929.00	\$ 93,438.00	7/13/2010
205471	302 DPTF	912833KM1	US TREASURY STRIP		5/15/2017	2.40	\$ 100,000.00	\$ 86,608.00	\$ 93,438.00	5/9/2011
206116	302 DPTF	912833KM1	US TREASURY STRIP		5/15/2017	2.01	\$ 100,000.00	\$ 88,818.00	\$ 93,438.00	6/13/2011
206338	302 DPTF	912833KM1	US TREASURY STRIP		5/15/2017	2.01	\$ 50,000.00	\$ 44,440.00	\$ 46,719.00	6/23/2011
206368	302 DPTF	912833KM1	US TREASURY STRIP		5/15/2017	2.01	\$ 50,000.00	\$ 44,441.00	\$ 46,719.00	6/27/2011
186330	305 DPTF	912833KM1	US TREASURY STRIP		5/15/2017	4.14	\$ 7,538,000.00	\$ 5,217,577.46	\$ 7,043,356.44	5/22/2008
182548	302 DPTF	912803AM5	US TREASURY STRIP (P)		8/15/2017	4.88	\$ 100,000.00	\$ 62,110.00	\$ 93,205.00	9/25/2007
178329	302 DPTF	912833KN9	US TREASURY STRIP		8/15/2017	4.75	\$ 50,000.00	\$ 30,024.50	\$ 46,394.00	10/4/2006
178583	302 DPTF	912833KN9	US TREASURY STRIP		8/15/2017	4.90	\$ 138,000.00	\$ 81,769.14	\$ 128,047.44	10/26/2006
178993	302 DPTF	912833KN9	US TREASURY STRIP		8/15/2017	4.66	\$ 50,000.00	\$ 30,538.00	\$ 46,394.00	11/28/2006
182217	302 DPTF	912833KN9	US TREASURY STRIP		8/15/2017	4.80	\$ 100,000.00	\$ 62,335.00	\$ 92,788.00	8/28/2007
182753	302 DPTF	912833KN9	US TREASURY STRIP		8/15/2017	4.70	\$ 100,000.00	\$ 63,247.00	\$ 92,788.00	10/5/2007
188064	302 DPTF	912833KN9	US TREASURY STRIP		8/15/2017	3.81	\$ 50,000.00	\$ 35,700.00	\$ 46,394.00	9/15/2008
193250	302 DPTF	912833KN9	US TREASURY STRIP		8/15/2017	3.78	\$ 100,000.00	\$ 74,159.25	\$ 92,788.00	8/18/2009
199557	302 DPTF	912833KN9	US TREASURY STRIP		8/15/2017	2.38	\$ 50,000.00	\$ 42,377.50	\$ 46,394.00	8/13/2010
200619	302 DPTF	912833KN9	US TREASURY STRIP		8/15/2017	2.16	\$ 100,000.00	\$ 86,224.00	\$ 92,788.00	9/24/2010
207478	302 DPTF	912833KN9	US TREASURY STRIP		8/15/2017	1.17	\$ 50,000.00	\$ 46,669.50	\$ 46,394.00	9/23/2011
188159	305 DPTF	912833KN9	US TREASURY STRIP		8/15/2017	3.71	\$ 576,000.00	\$ 415,434.24	\$ 534,458.88	9/22/2008
179291	302 DPTF	912833KP4	US TREASURY STRIP		11/15/2017	4.68	\$ 250,000.00	\$ 150,977.50	\$ 230,542.50	12/18/2006
179697	302 DPTF	912833KP4	US TREASURY STRIP		11/15/2017	4.99	\$ 150,000.00	\$ 88,105.50	\$ 138,325.50	1/31/2007
183727	302 DPTF	912833KP4	US TREASURY STRIP		11/15/2017	4.20	\$ 50,000.00	\$ 33,060.00	\$ 46,108.50	12/5/2007
183934	302 DPTF	912833KP4	US TREASURY STRIP		11/15/2017	4.50	\$ 100,000.00	\$ 64,349.00	\$ 92,217.00	12/19/2007
184224	302 DPTF	912833KP4	US TREASURY STRIP		11/15/2017	4.08	\$ 150,000.00	\$ 100,755.00	\$ 138,325.50	1/10/2008
189211	302 DPTF	912833KP4	US TREASURY STRIP		11/15/2017	4.22	\$ 100,000.00	\$ 68,718.00	\$ 92,217.00	11/21/2008
189257	302 DPTF	912833KP4	US TREASURY STRIP		11/15/2017	3.93	\$ 5,000.00	\$ 3,525.00	\$ 4,610.85	11/21/2008
189956	302 DPTF	912833KP4	US TREASURY STRIP		11/15/2017	3.12	\$ 250,000.00	\$ 190,145.00	\$ 230,542.50	1/12/2009
190244	302 DPTF	912833KP4	US TREASURY STRIP		11/15/2017	3.54	\$ 100,000.00	\$ 73,494.00	\$ 92,217.00	2/4/2009
194190	302 DPTF	912833KP4	US TREASURY STRIP		11/15/2017	3.39	\$ 100,000.00	\$ 76,505.00	\$ 92,217.00	11/24/2009
194723	302 DPTF	912833KP4	US TREASURY STRIP		11/15/2017	3.49	\$ 50,000.00	\$ 38,190.00	\$ 46,108.50	1/28/2010
201925	302 DPTF	912833KP4	US TREASURY STRIP		11/15/2017	1.96	\$ 50,000.00	\$ 43,623.50	\$ 46,108.50	11/17/2010
202144	302 DPTF	912833KP4	US TREASURY STRIP		11/15/2017	2.27	\$ 50,000.00	\$ 42,731.00	\$ 46,108.50	11/24/2010
203384	302 DPTF	912833KP4	US TREASURY STRIP		11/15/2017	2.76	\$ 100,000.00	\$ 83,023.00	\$ 92,217.00	1/31/2011
180365	302 DPTF	912833KQ2	US TREASURY STRIP		2/15/2018	4.79	\$ 50,000.00	\$ 29,888.50	\$ 45,733.00	4/3/2007
180517	302 DPTF	912833KQ2	US TREASURY STRIP		2/15/2018	4.91	\$ 100,000.00	\$ 59,092.00	\$ 91,466.00	4/12/2007
180733	302 DPTF	912833KQ2	US TREASURY STRIP		2/15/2018	4.78	\$ 100,000.00	\$ 60,084.00	\$ 91,466.00	4/30/2007
184835	302 DPTF	912833KQ2	US TREASURY STRIP		2/15/2018	4.27	\$ 10,000.00	\$ 6,563.92	\$ 9,146.60	2/28/2008
185225	302 DPTF	912833KQ2	US TREASURY STRIP		2/15/2018	3.89	\$ 10,000.00	\$ 6,830.00	\$ 9,146.60	3/27/2008
185268	302 DPTF	912833KQ2	US TREASURY STRIP		2/15/2018	3.93	\$ 50,000.00	\$ 34,033.00	\$ 45,733.00	3/28/2008
185594	302 DPTF	912833KQ2	US TREASURY STRIP		2/15/2018	3.84	\$ 50,000.00	\$ 34,416.00	\$ 45,733.00	4/16/2008
185613	302 DPTF	912833KQ2	US TREASURY STRIP		2/15/2018	3.88	\$ 10,000.00	\$ 6,856.00	\$ 9,146.60	4/16/2008
185880	302 DPTF	912833KQ2	US TREASURY STRIP		2/15/2018	4.18	\$ 25,000.00	\$ 16,667.75	\$ 22,866.50	4/28/2008
190594	302 DPTF	912833KQ2	US TREASURY STRIP		2/15/2018	3.34	\$ 50,000.00	\$ 37,165.50	\$ 45,733.00	2/27/2009
190824	302 DPTF	912833KQ2	US TREASURY STRIP		2/15/2018	3.44	\$ 50,000.00	\$ 36,914.50	\$ 45,733.00	3/20/2009
190951	302 DPTF	912833KQ2	US TREASURY STRIP		2/15/2018	3.15	\$ 100,000.00	\$ 75,762.00	\$ 91,466.00	3/30/2009
191117	302 DPTF	912833KQ2	US TREASURY STRIP		2/15/2018	3.13	\$ 5,000.00	\$ 3,800.00	\$ 4,573.30	4/13/2009
191204	302 DPTF	912833KQ2	US TREASURY STRIP		2/15/2018	3.28	\$ 50,000.00	\$ 37,523.00	\$ 45,733.00	4/16/2009
191855	302 DPTF	912833KQ2	US TREASURY STRIP		2/15/2018	3.18	\$ 50,000.00	\$ 37,855.00	\$ 45,733.00	4/24/2009
194851	302 DPTF	912833KQ2	US TREASURY STRIP		2/15/2018	3.63	\$ 100,000.00	\$ 74,940.00	\$ 91,466.00	2/8/2010
195178	302 DPTF	912833KQ2	US TREASURY STRIP		2/15/2018	3.55	\$ 50,000.00	\$ 37,779.00	\$ 45,733.00	3/3/2010
195385	302 DPTF	912833KQ2	US TREASURY STRIP		2/15/2018	3.58	\$ 100,000.00	\$ 75,503.00	\$ 91,466.00	3/12/2010
195854	302 DPTF	912833KQ2	US TREASURY STRIP		2/15/2018	3.78	\$ 50,000.00	\$ 37,264.00	\$ 45,733.00	4/8/2010
196879	302 DPTF	912833KQ2	US TREASURY STRIP		2/15/2018	3.49	\$ 50,000.00	\$ 38,187.00	\$ 45,733.00	4/30/2010
203853	302 DPTF	912833KQ2	US TREASURY STRIP		2/15/2018	3.98	\$ 50,000.00	\$ 38,010.00	\$ 45,733.00	2/28/2011
204500	302 DPTF	912833KQ2	US TREASURY STRIP		2/15/2018	3.06	\$ 100,000.00	\$ 81,230.00	\$ 91,466.00	4/12/2011
205413	302 DPTF	912833KQ2	US TREASURY STRIP		2/15/2018	2.71	\$ 100,000.00	\$ 83,341.00	\$ 91,466.00	5/5/2011
181553	302 DPTF	912803AN3	US TREASURY STRIP (P)		5/15/2018	5.17	\$ 50,000.00	\$ 28,738.50	\$ 45,651.00	7/6/2007
187225	302 DPTF	912803AN3	US TREASURY STRIP (P)		5/15/2018	4.20	\$ 10,000.00	\$ 6,641.70	\$ 9,130.20	7/11/2008
198372	302 DPTF	912820QW0	US TREASURY STRIP (P)		5/15/2018	2.73	\$ 50,000.00	\$ 40,389.50	\$ 45,651.00	6/30/2010

PGM: INVS\_MONTHEND\_INVENTORY  
 SOURCE: VisualQED  
 MODEL: INVENTORY  
 BASIS: SETTLEMENT  
 AS-OF: 9/30/2011

**JOSH MANDEL**  
**TREASURER, STATE OF OHIO**

INVESTMENT INVENTORY  
 SETTLED POSITIONS AS OF: 09/30/11

INVT#	FUND	CUSIP	DESCRIPTION	RATE	MATURITY	YIELD	PAR AMOUNT	BOOK VALUE	MARKET VALUE	1ST PUR
181164	302 DPTF	912833KR0	US TREASURY STRIP		5/15/2018	5.01	\$ 50,000.00	\$ 29,074.50	\$ 45,394.00	5/31/2007
181412	302 DPTF	912833KR0	US TREASURY STRIP		5/15/2018	5.30	\$ 50,000.00	\$ 28,307.00	\$ 45,394.00	6/26/2007
181859	302 DPTF	912833KR0	US TREASURY STRIP		5/15/2018	5.05	\$ 100,000.00	\$ 58,394.00	\$ 90,788.00	7/30/2007
186415	302 DPTF	912833KR0	US TREASURY STRIP		5/15/2018	4.19	\$ 50,000.00	\$ 33,072.50	\$ 45,394.00	5/27/2008
186662	302 DPTF	912833KR0	US TREASURY STRIP		5/15/2018	4.27	\$ 25,000.00	\$ 16,432.25	\$ 22,697.00	6/9/2008
192212	302 DPTF	912833KR0	US TREASURY STRIP		5/15/2018	3.65	\$ 150,000.00	\$ 108,282.00	\$ 136,182.00	5/13/2009
193232	302 DPTF	912833KR0	US TREASURY STRIP		5/15/2018	3.91	\$ 50,000.00	\$ 35,638.60	\$ 45,394.00	8/18/2009
197097	302 DPTF	912833KR0	US TREASURY STRIP		5/15/2018	3.34	\$ 306,000.00	\$ 234,632.23	\$ 277,811.28	5/11/2010
197189	302 DPTF	912833KR0	US TREASURY STRIP		5/15/2018	3.38	\$ 25,000.00	\$ 19,118.25	\$ 22,697.00	5/14/2010
198698	302 DPTF	912833KR0	US TREASURY STRIP		5/15/2018	2.78	\$ 100,000.00	\$ 80,569.00	\$ 90,788.00	7/13/2010
205472	302 DPTF	912833KR0	US TREASURY STRIP		5/15/2018	2.73	\$ 100,000.00	\$ 82,689.00	\$ 90,788.00	5/9/2011
206117	302 DPTF	912833KR0	US TREASURY STRIP		5/15/2018	2.35	\$ 100,000.00	\$ 85,066.00	\$ 90,788.00	6/13/2011
206337	302 DPTF	912833KR0	US TREASURY STRIP		5/15/2018	2.33	\$ 50,000.00	\$ 42,620.00	\$ 45,394.00	6/23/2011
206369	302 DPTF	912833KR0	US TREASURY STRIP		5/15/2018	2.33	\$ 50,000.00	\$ 42,626.50	\$ 45,394.00	6/27/2011
186331	305 DPTF	912833KR0	US TREASURY STRIP		5/15/2018	4.23	\$ 7,538,000.00	\$ 4,965,205.22	\$ 6,843,599.44	5/22/2008
178330	302 DPTF	912833KS8	US TREASURY STRIP		8/15/2018	4.79	\$ 50,000.00	\$ 28,515.00	\$ 45,074.50	10/4/2006
178584	302 DPTF	912833KS8	US TREASURY STRIP		8/15/2018	4.94	\$ 138,000.00	\$ 77,571.18	\$ 124,405.62	10/28/2006
178994	302 DPTF	912833KS8	US TREASURY STRIP		8/15/2018	4.69	\$ 50,000.00	\$ 29,058.00	\$ 45,074.50	11/28/2006
182218	302 DPTF	912833KS8	US TREASURY STRIP		8/15/2018	4.88	\$ 100,000.00	\$ 58,940.00	\$ 90,149.00	8/28/2007
182549	302 DPTF	912833KS8	US TREASURY STRIP		8/15/2018	4.96	\$ 100,000.00	\$ 58,650.00	\$ 90,149.00	9/25/2007
182754	302 DPTF	912833KS8	US TREASURY STRIP		8/15/2018	4.78	\$ 100,000.00	\$ 59,866.00	\$ 90,149.00	10/5/2007
188065	302 DPTF	912833KS8	US TREASURY STRIP		8/15/2018	3.91	\$ 50,000.00	\$ 34,050.00	\$ 45,074.50	9/15/2008
193251	302 DPTF	912833KS8	US TREASURY STRIP		8/15/2018	3.92	\$ 100,000.00	\$ 70,533.25	\$ 90,149.00	8/18/2009
199558	302 DPTF	912833KS8	US TREASURY STRIP		8/15/2018	2.54	\$ 50,000.00	\$ 40,868.50	\$ 45,074.50	8/13/2010
200620	302 DPTF	912833KS8	US TREASURY STRIP		8/15/2018	2.41	\$ 100,000.00	\$ 82,775.00	\$ 90,149.00	9/24/2010
207479	302 DPTF	912833KS8	US TREASURY STRIP		8/15/2018	1.42	\$ 50,000.00	\$ 45,350.00	\$ 45,074.50	9/23/2011
188160	305 DPTF	912833KS8	US TREASURY STRIP		8/15/2018	3.80	\$ 576,000.00	\$ 396,852.48	\$ 519,258.24	9/22/2008
183728	302 DPTF	912803AP8	US TREASURY STRIP (P)		11/15/2018	4.31	\$ 50,000.00	\$ 31,345.00	\$ 45,003.00	12/5/2007
183935	302 DPTF	912803AP8	US TREASURY STRIP (P)		11/15/2018	4.62	\$ 100,000.00	\$ 60,765.00	\$ 90,006.00	12/19/2007
184225	302 DPTF	912803AP8	US TREASURY STRIP (P)		11/15/2018	4.23	\$ 150,000.00	\$ 95,280.00	\$ 135,009.00	1/10/2008
179292	302 DPTF	912833KT6	US TREASURY STRIP		11/15/2018	4.70	\$ 250,000.00	\$ 143,770.00	\$ 223,622.50	12/18/2006
189212	302 DPTF	912833KT6	US TREASURY STRIP		11/15/2018	4.28	\$ 100,000.00	\$ 65,522.00	\$ 89,449.00	11/21/2008
189258	302 DPTF	912833KT6	US TREASURY STRIP		11/15/2018	3.98	\$ 5,000.00	\$ 3,375.00	\$ 4,472.45	11/21/2008
189957	302 DPTF	912833KT6	US TREASURY STRIP		11/15/2018	3.15	\$ 250,000.00	\$ 183,902.50	\$ 223,622.50	1/12/2009
190245	302 DPTF	912833KT6	US TREASURY STRIP		11/15/2018	3.57	\$ 100,000.00	\$ 70,790.00	\$ 89,449.00	2/4/2009
194191	302 DPTF	912833KT6	US TREASURY STRIP		11/15/2018	3.57	\$ 100,000.00	\$ 72,768.00	\$ 89,449.00	11/24/2009
194724	302 DPTF	912833KT6	US TREASURY STRIP		11/15/2018	3.71	\$ 50,000.00	\$ 36,194.00	\$ 44,724.50	1/28/2010
201927	302 DPTF	912833KT6	US TREASURY STRIP		11/15/2018	2.27	\$ 50,000.00	\$ 41,744.50	\$ 44,724.50	11/17/2010
202145	302 DPTF	912833KT6	US TREASURY STRIP		11/15/2018	2.55	\$ 50,000.00	\$ 40,867.50	\$ 44,724.50	11/24/2010
203385	302 DPTF	912833KT6	US TREASURY STRIP		11/15/2018	3.03	\$ 100,000.00	\$ 79,140.00	\$ 89,449.00	1/31/2011
185226	302 DPTF	912803AQ6	US TREASURY STRIP (P)		2/15/2019	4.10	\$ 10,000.00	\$ 6,430.00	\$ 8,934.70	3/27/2008
180366	302 DPTF	912833KU3	US TREASURY STRIP		2/15/2019	4.85	\$ 50,000.00	\$ 28,309.50	\$ 43,370.50	4/3/2007
180518	302 DPTF	912833KU3	US TREASURY STRIP		2/15/2019	4.98	\$ 100,000.00	\$ 55,873.00	\$ 88,741.00	4/12/2007
184836	302 DPTF	912833KU3	US TREASURY STRIP		2/15/2019	4.40	\$ 10,000.00	\$ 6,205.19	\$ 8,874.10	2/28/2008
185269	302 DPTF	912833KU3	US TREASURY STRIP		2/15/2019	4.14	\$ 50,000.00	\$ 32,008.50	\$ 44,370.50	3/28/2008
185595	302 DPTF	912833KU3	US TREASURY STRIP		2/15/2019	4.11	\$ 50,000.00	\$ 32,172.00	\$ 44,370.50	4/16/2008
185614	302 DPTF	912833KU3	US TREASURY STRIP		2/15/2019	4.02	\$ 10,000.00	\$ 6,498.00	\$ 8,874.10	4/16/2008
185881	302 DPTF	912833KU3	US TREASURY STRIP		2/15/2019	4.35	\$ 25,000.00	\$ 15,707.50	\$ 22,185.25	4/28/2008
190595	302 DPTF	912833KU3	US TREASURY STRIP		2/15/2019	3.47	\$ 50,000.00	\$ 35,473.50	\$ 44,370.50	2/27/2009
190826	302 DPTF	912833KU3	US TREASURY STRIP		2/15/2019	3.57	\$ 50,000.00	\$ 35,229.50	\$ 44,370.50	3/20/2009
190952	302 DPTF	912833KU3	US TREASURY STRIP		2/15/2019	3.24	\$ 100,000.00	\$ 72,790.00	\$ 88,741.00	3/30/2009
191118	302 DPTF	912833KU3	US TREASURY STRIP		2/15/2019	3.22	\$ 5,000.00	\$ 3,650.00	\$ 4,437.05	4/13/2009
191205	302 DPTF	912833KU3	US TREASURY STRIP		2/15/2019	3.39	\$ 50,000.00	\$ 35,937.50	\$ 44,370.50	4/16/2009
191856	302 DPTF	912833KU3	US TREASURY STRIP		2/15/2019	3.32	\$ 50,000.00	\$ 36,191.50	\$ 44,370.50	4/24/2009
194853	302 DPTF	912833KU3	US TREASURY STRIP		2/15/2019	3.85	\$ 100,000.00	\$ 70,898.00	\$ 88,741.00	2/8/2010
195176	302 DPTF	912833KU3	US TREASURY STRIP		2/15/2019	3.80	\$ 50,000.00	\$ 35,679.50	\$ 44,370.50	3/3/2010
195386	302 DPTF	912833KU3	US TREASURY STRIP		2/15/2019	3.84	\$ 100,000.00	\$ 71,206.00	\$ 88,741.00	3/12/2010
195855	302 DPTF	912833KU3	US TREASURY STRIP		2/15/2019	4.03	\$ 50,000.00	\$ 35,115.00	\$ 44,370.50	4/8/2010

PGM: INVS\_MONTHEND\_INVENTORY  
 SOURCE: VisualQED  
 MODEL: INVENTORY  
 BASIS: SETTLEMENT  
 AS-OF: 9/30/2011

**JOSH MANDEL  
 TREASURER, STATE OF OHIO**

INVESTMENT INVENTORY  
 SETTLED POSITIONS AS OF: 09/30/11

INVT#	FUND	CUSIP	DESCRIPTION	RATE	MATURITY	YIELD	PAR AMOUNT	BOOK VALUE	MARKET VALUE	1ST PUR
196880	302 DPTF	912833KU3	US TREASURY STRIP		2/15/2019	3.74	\$ 50,000.00	\$ 36,093.50	\$ 44,370.50	4/30/2010
203854	302 DPTF	912833KU3	US TREASURY STRIP		2/15/2019	3.24	\$ 50,000.00	\$ 38,705.50	\$ 44,370.50	2/28/2011
204501	302 DPTF	912833KU3	US TREASURY STRIP		2/15/2019	3.32	\$ 100,000.00	\$ 77,234.00	\$ 88,741.00	4/12/2011
205414	302 DPTF	912833KU3	US TREASURY STRIP		2/15/2019	3.00	\$ 100,000.00	\$ 79,306.00	\$ 88,741.00	5/5/2011
181165	302 DPTF	912833KV1	US TREASURY STRIP		5/15/2019	5.08	\$ 50,000.00	\$ 27,454.00	\$ 44,034.50	5/31/2007
181413	302 DPTF	912833KV1	US TREASURY STRIP		5/15/2019	5.34	\$ 50,000.00	\$ 26,726.00	\$ 44,034.50	6/26/2007
181554	302 DPTF	912833KV1	US TREASURY STRIP		5/15/2019	5.21	\$ 50,000.00	\$ 27,172.50	\$ 44,034.50	7/6/2007
181860	302 DPTF	912833KV1	US TREASURY STRIP		5/15/2019	5.10	\$ 100,000.00	\$ 55,215.00	\$ 88,069.00	7/30/2007
186416	302 DPTF	912833KV1	US TREASURY STRIP		5/15/2019	4.33	\$ 50,000.00	\$ 31,255.50	\$ 44,034.50	5/27/2008
186663	302 DPTF	912833KV1	US TREASURY STRIP		5/15/2019	4.42	\$ 25,000.00	\$ 15,501.50	\$ 22,017.25	6/9/2008
187226	302 DPTF	912833KV1	US TREASURY STRIP		5/15/2019	4.37	\$ 10,000.00	\$ 6,260.00	\$ 8,806.90	7/11/2008
192213	302 DPTF	912833KV1	US TREASURY STRIP		5/15/2019	3.87	\$ 150,000.00	\$ 102,256.50	\$ 132,103.50	5/13/2009
193233	302 DPTF	912833KV1	US TREASURY STRIP		5/15/2019	4.10	\$ 50,000.00	\$ 33,664.88	\$ 44,034.50	8/18/2009
197098	302 DPTF	912833KV1	US TREASURY STRIP		5/15/2019	3.66	\$ 306,000.00	\$ 220,690.87	\$ 269,491.14	5/11/2010
197191	302 DPTF	912833KV1	US TREASURY STRIP		5/15/2019	3.69	\$ 25,000.00	\$ 17,996.00	\$ 22,017.25	5/14/2010
198373	302 DPTF	912833KV1	US TREASURY STRIP		5/15/2019	3.06	\$ 50,000.00	\$ 38,194.00	\$ 44,034.50	6/30/2010
198699	302 DPTF	912833KV1	US TREASURY STRIP		5/15/2019	3.14	\$ 100,000.00	\$ 75,926.00	\$ 88,069.00	7/13/2010
205473	302 DPTF	912833KV1	US TREASURY STRIP		5/15/2019	3.02	\$ 100,000.00	\$ 78,665.00	\$ 88,069.00	5/9/2011
206118	302 DPTF	912833KV1	US TREASURY STRIP		5/15/2019	2.67	\$ 100,000.00	\$ 81,053.00	\$ 88,069.00	6/13/2011
206336	302 DPTF	912833KV1	US TREASURY STRIP		5/15/2019	2.67	\$ 50,000.00	\$ 40,554.50	\$ 44,034.50	6/23/2011
206370	302 DPTF	912833KV1	US TREASURY STRIP		5/15/2019	2.67	\$ 50,000.00	\$ 40,571.00	\$ 44,034.50	6/27/2011
186332	305 DPTF	912833KV1	US TREASURY STRIP		5/15/2019	4.37	\$ 7,538,000.00	\$ 4,688,636.00	\$ 6,638,641.22	5/22/2008
182550	302 DPTF	912803AR4	US TREASURY STRIP (P)		8/15/2019	5.03	\$ 100,000.00	\$ 55,420.00	\$ 89,929.00	9/25/2007
178331	302 DPTF	912833KW9	US TREASURY STRIP		8/15/2019	4.85	\$ 50,000.00	\$ 26,992.50	\$ 43,639.50	10/4/2006
178585	302 DPTF	912833KW9	US TREASURY STRIP		8/15/2019	5.00	\$ 138,000.00	\$ 73,316.64	\$ 120,445.02	10/26/2006
178995	302 DPTF	912833KW9	US TREASURY STRIP		8/15/2019	4.75	\$ 50,000.00	\$ 27,543.00	\$ 43,639.50	11/28/2006
182219	302 DPTF	912833KW9	US TREASURY STRIP		8/15/2019	4.94	\$ 100,000.00	\$ 55,773.00	\$ 87,279.00	8/28/2007
182755	302 DPTF	912833KW9	US TREASURY STRIP		8/15/2019	4.84	\$ 100,000.00	\$ 56,708.00	\$ 87,279.00	10/5/2007
188066	302 DPTF	912833KW9	US TREASURY STRIP		8/15/2019	4.07	\$ 50,000.00	\$ 32,225.00	\$ 43,639.50	9/15/2008
193252	302 DPTF	912833KW9	US TREASURY STRIP		8/15/2019	4.07	\$ 100,000.00	\$ 66,893.25	\$ 87,279.00	8/18/2009
199559	302 DPTF	912833KW9	US TREASURY STRIP		8/15/2019	2.90	\$ 50,000.00	\$ 38,597.50	\$ 43,639.50	8/13/2010
200621	302 DPTF	912833KW9	US TREASURY STRIP		8/15/2019	2.77	\$ 100,000.00	\$ 78,302.00	\$ 87,279.00	9/24/2010
207480	302 DPTF	912833KW9	US TREASURY STRIP		8/15/2019	1.67	\$ 50,000.00	\$ 43,840.00	\$ 43,639.50	9/23/2011
188161	305 DPTF	912833KW9	US TREASURY STRIP		8/15/2019	3.96	\$ 576,000.00	\$ 375,626.88	\$ 502,727.04	9/22/2008
179293	302 DPTF	912833KX7	US TREASURY STRIP		11/15/2019	4.76	\$ 250,000.00	\$ 136,157.50	\$ 216,577.50	12/18/2006
183729	302 DPTF	912833KX7	US TREASURY STRIP		11/15/2019	4.41	\$ 50,000.00	\$ 29,705.00	\$ 43,315.50	12/5/2007
183936	302 DPTF	912833KX7	US TREASURY STRIP		11/15/2019	4.72	\$ 100,000.00	\$ 57,381.00	\$ 86,631.00	12/19/2007
184226	302 DPTF	912833KX7	US TREASURY STRIP		11/15/2019	4.34	\$ 150,000.00	\$ 90,180.00	\$ 129,946.50	1/10/2008
189213	302 DPTF	912833KX7	US TREASURY STRIP		11/15/2019	4.47	\$ 100,000.00	\$ 61,536.00	\$ 86,631.00	11/21/2008
189259	302 DPTF	912833KX7	US TREASURY STRIP		11/15/2019	3.96	\$ 5,000.00	\$ 3,250.00	\$ 4,331.55	11/21/2008
189958	302 DPTF	912833KX7	US TREASURY STRIP		11/15/2019	3.40	\$ 250,000.00	\$ 173,470.00	\$ 216,577.50	1/12/2009
190246	302 DPTF	912833KX7	US TREASURY STRIP		11/15/2019	3.80	\$ 100,000.00	\$ 66,689.00	\$ 86,631.00	2/4/2009
194192	302 DPTF	912833KX7	US TREASURY STRIP		11/15/2019	3.73	\$ 100,000.00	\$ 69,172.00	\$ 86,631.00	11/24/2009
194725	302 DPTF	912833KX7	US TREASURY STRIP		11/15/2019	3.90	\$ 50,000.00	\$ 34,246.00	\$ 43,315.50	1/28/2010
201928	302 DPTF	912833KX7	US TREASURY STRIP		11/15/2019	2.62	\$ 50,000.00	\$ 39,563.00	\$ 43,315.50	11/17/2010
202146	302 DPTF	912833KX7	US TREASURY STRIP		11/15/2019	2.82	\$ 50,000.00	\$ 38,902.00	\$ 43,315.50	11/24/2010
203386	302 DPTF	912833KX7	US TREASURY STRIP		11/15/2019	3.35	\$ 100,000.00	\$ 74,675.00	\$ 86,631.00	1/31/2011
180367	302 DPTF	912833KY5	US TREASURY STRIP		2/15/2020	4.91	\$ 50,000.00	\$ 26,782.00	\$ 42,924.50	4/3/2007
180519	302 DPTF	912833KY5	US TREASURY STRIP		2/15/2020	5.03	\$ 100,000.00	\$ 52,828.00	\$ 85,849.00	4/12/2007
180735	302 DPTF	912833KY5	US TREASURY STRIP		2/15/2020	4.88	\$ 100,000.00	\$ 53,960.00	\$ 85,849.00	4/30/2007
184837	302 DPTF	912833KY5	US TREASURY STRIP		2/15/2020	4.50	\$ 10,000.00	\$ 5,871.79	\$ 8,584.90	2/28/2008
185227	302 DPTF	912833KY5	US TREASURY STRIP		2/15/2020	4.22	\$ 10,000.00	\$ 6,090.00	\$ 8,584.90	3/27/2008
185270	302 DPTF	912833KY5	US TREASURY STRIP		2/15/2020	4.28	\$ 50,000.00	\$ 30,227.00	\$ 42,924.50	3/28/2008
185596	302 DPTF	912833KY5	US TREASURY STRIP		2/15/2020	4.15	\$ 50,000.00	\$ 30,753.50	\$ 42,924.50	4/16/2008
185615	302 DPTF	912833KY5	US TREASURY STRIP		2/15/2020	4.18	\$ 10,000.00	\$ 6,132.00	\$ 8,584.90	4/16/2008
185882	302 DPTF	912833KY5	US TREASURY STRIP		2/15/2020	4.47	\$ 25,000.00	\$ 14,838.75	\$ 21,462.25	4/28/2008
190596	302 DPTF	912833KY5	US TREASURY STRIP		2/15/2020	3.71	\$ 50,000.00	\$ 33,416.00	\$ 42,924.50	2/27/2009
190827	302 DPTF	912833KY5	US TREASURY STRIP		2/15/2020	3.78	\$ 50,000.00	\$ 33,250.00	\$ 42,924.50	3/20/2009



PGM: INVS\_MONTHEND\_INVENTORY  
 SOURCE: VisualQED  
 MODEL: INVENTORY  
 BASIS: SETTLEMENT  
 AS-OF: 9/30/2011

**JOSH MANDEL**  
**TREASURER, STATE OF OHIO**

INVESTMENT INVENTORY  
 SETTLED POSITIONS AS OF: 09/30/11

INVT#	FUND	CUSIP	DESCRIPTION	RATE	MATURITY	YIELD	PAR AMOUNT	BOOK VALUE	MARKET VALUE	1ST PUR
190953	302 DPTF	912833KY5	US TREASURY STRIP		2/15/2020	3.52 \$	100,000.00 \$	68,408.00 \$	85,849.00	3/30/2009
191119	302 DPTF	912833KY5	US TREASURY STRIP		2/15/2020	3.32 \$	5,000.00 \$	3,500.00 \$	4,292.45	4/13/2009
191206	302 DPTF	912833KY5	US TREASURY STRIP		2/15/2020	3.62 \$	50,000.00 \$	33,907.50 \$	42,924.50	4/16/2009
191857	302 DPTF	912833KY5	US TREASURY STRIP		2/15/2020	3.56 \$	50,000.00 \$	34,140.00 \$	42,924.50	4/24/2009
194854	302 DPTF	912833KY5	US TREASURY STRIP		2/15/2020	4.05 \$	100,000.00 \$	66,917.00 \$	85,849.00	2/8/2010
195180	302 DPTF	912833KY5	US TREASURY STRIP		2/15/2020	3.99 \$	50,000.00 \$	33,727.00 \$	42,924.50	3/3/2010
195387	302 DPTF	912833KY5	US TREASURY STRIP		2/15/2020	4.05 \$	100,000.00 \$	67,152.00 \$	85,849.00	3/12/2010
195856	302 DPTF	912833KY5	US TREASURY STRIP		2/15/2020	4.25 \$	50,000.00 \$	33,037.00 \$	42,924.50	4/8/2010
196881	302 DPTF	912833KY5	US TREASURY STRIP		2/15/2020	3.99 \$	50,000.00 \$	33,954.50 \$	42,924.50	4/30/2010
203855	302 DPTF	912833KY5	US TREASURY STRIP		2/15/2020	3.51 \$	50,000.00 \$	36,599.00 \$	42,924.50	2/28/2011
204502	302 DPTF	912833KY5	US TREASURY STRIP		2/15/2020	3.58 \$	100,000.00 \$	73,094.00 \$	85,849.00	4/12/2011
205415	302 DPTF	912833KY5	US TREASURY STRIP		2/15/2020	3.29 \$	100,000.00 \$	75,074.00 \$	85,849.00	5/5/2011
181166	302 DPTF	912833KZ2	US TREASURY STRIP		5/15/2020	5.14 \$	50,000.00 \$	25,897.50 \$	42,442.00	5/31/2007
181414	302 DPTF	912833KZ2	US TREASURY STRIP		5/15/2020	5.40 \$	50,000.00 \$	25,164.00 \$	42,442.00	6/26/2007
181555	302 DPTF	912833KZ2	US TREASURY STRIP		5/15/2020	5.27 \$	50,000.00 \$	25,600.00 \$	42,442.00	7/6/2007
181861	302 DPTF	912833KZ2	US TREASURY STRIP		5/15/2020	5.17 \$	100,000.00 \$	52,047.00 \$	84,884.00	7/30/2007
182551	302 DPTF	912833KZ2	US TREASURY STRIP		5/15/2020	5.10 \$	100,000.00 \$	52,950.00 \$	84,884.00	9/25/2007
186418	302 DPTF	912833KZ2	US TREASURY STRIP		5/15/2020	4.47 \$	50,000.00 \$	29,458.00 \$	42,442.00	5/27/2008
186664	302 DPTF	912833KZ2	US TREASURY STRIP		5/15/2020	4.59 \$	25,000.00 \$	14,547.00 \$	21,221.00	6/9/2008
187227	302 DPTF	912833KZ2	US TREASURY STRIP		5/15/2020	4.50 \$	10,000.00 \$	5,904.40 \$	8,488.40	7/11/2008
192215	302 DPTF	912833KZ2	US TREASURY STRIP		5/15/2020	4.11 \$	150,000.00 \$	95,820.00 \$	127,326.00	5/13/2009
193234	302 DPTF	912833KZ2	US TREASURY STRIP		5/15/2020	4.36 \$	50,000.00 \$	31,469.72 \$	42,442.00	8/18/2009
197099	302 DPTF	912833KZ2	US TREASURY STRIP		5/15/2020	3.93 \$	306,000.00 \$	207,171.79 \$	259,745.04	5/11/2010
197192	302 DPTF	912833KZ2	US TREASURY STRIP		5/15/2020	3.93 \$	25,000.00 \$	16,931.75 \$	21,221.00	5/14/2010
198374	302 DPTF	912833KZ2	US TREASURY STRIP		5/15/2020	3.34 \$	50,000.00 \$	36,040.00 \$	42,442.00	6/30/2010
198700	302 DPTF	912833KZ2	US TREASURY STRIP		5/15/2020	3.41 \$	100,000.00 \$	71,733.00 \$	84,884.00	7/13/2010
205474	302 DPTF	912833KZ2	US TREASURY STRIP		5/15/2020	3.31 \$	100,000.00 \$	74,378.00 \$	84,884.00	5/9/2011
206119	302 DPTF	912833KZ2	US TREASURY STRIP		5/15/2020	3.00 \$	100,000.00 \$	76,671.00 \$	84,884.00	6/13/2011
206335	302 DPTF	912833KZ2	US TREASURY STRIP		5/15/2020	3.01 \$	50,000.00 \$	38,333.00 \$	42,442.00	6/23/2011
206371	302 DPTF	912833KZ2	US TREASURY STRIP		5/15/2020	3.02 \$	50,000.00 \$	38,303.50 \$	42,442.00	6/27/2011
186333	305 DPTF	912833KZ2	US TREASURY STRIP		5/15/2020	4.54 \$	7,538,000.00 \$	4,403,774.98 \$	6,398,555.92	5/22/2008
178332	302 DPTF	912833LA6	US TREASURY STRIP		8/15/2020	4.90 \$	50,000.00 \$	25,556.00 \$	42,022.50	10/4/2006
178586	302 DPTF	912833LA6	US TREASURY STRIP		8/15/2020	5.05 \$	138,000.00 \$	69,324.30 \$	115,982.10	10/26/2006
178996	302 DPTF	912833LA6	US TREASURY STRIP		8/15/2020	4.80 \$	50,000.00 \$	26,106.00 \$	42,022.50	11/28/2006
182220	302 DPTF	912833LA6	US TREASURY STRIP		8/15/2020	4.98 \$	100,000.00 \$	52,849.00 \$	84,045.00	8/28/2007
182756	302 DPTF	912833LA6	US TREASURY STRIP		8/15/2020	4.92 \$	100,000.00 \$	53,520.00 \$	84,045.00	10/5/2007
188067	302 DPTF	912833LA6	US TREASURY STRIP		8/15/2020	4.21 \$	50,000.00 \$	30,425.00 \$	42,022.50	9/15/2008
193253	302 DPTF	912833LA6	US TREASURY STRIP		8/15/2020	4.35 \$	100,000.00 \$	62,346.25 \$	84,045.00	8/18/2009
199560	302 DPTF	912833LA6	US TREASURY STRIP		8/15/2020	3.17 \$	50,000.00 \$	36,519.00 \$	42,022.50	8/13/2010
200623	302 DPTF	912833LA6	US TREASURY STRIP		8/15/2020	2.98 \$	100,000.00 \$	74,633.00 \$	84,045.00	9/24/2010
207481	302 DPTF	912833LA6	US TREASURY STRIP		8/15/2020	1.94 \$	50,000.00 \$	42,107.50 \$	42,022.50	9/23/2011
188162	305 DPTF	912833LA6	US TREASURY STRIP		8/15/2020	4.08 \$	576,000.00 \$	356,158.08 \$	484,099.20	9/22/2008
179294	302 DPTF	912833LB4	US TREASURY STRIP		11/15/2020	4.81 \$	250,000.00 \$	129,142.50 \$	208,537.50	12/18/2006
183730	302 DPTF	912833LB4	US TREASURY STRIP		11/15/2020	4.48 \$	50,000.00 \$	28,195.00 \$	41,707.50	12/5/2007
183937	302 DPTF	912833LB4	US TREASURY STRIP		11/15/2020	4.81 \$	100,000.00 \$	54,147.00 \$	83,415.00	12/19/2007
184227	302 DPTF	912833LB4	US TREASURY STRIP		11/15/2020	4.47 \$	150,000.00 \$	85,065.00 \$	125,122.50	1/10/2008
189214	302 DPTF	912833LB4	US TREASURY STRIP		11/15/2020	4.66 \$	100,000.00 \$	57,578.00 \$	83,415.00	11/21/2008
189260	302 DPTF	912833LB4	US TREASURY STRIP		11/15/2020	4.17 \$	5,000.00 \$	3,050.00 \$	4,170.75	11/21/2008
189959	302 DPTF	912833LB4	US TREASURY STRIP		11/15/2020	3.60 \$	250,000.00 \$	163,860.00 \$	208,537.50	1/12/2009
190247	302 DPTF	912833LB4	US TREASURY STRIP		11/15/2020	3.99 \$	100,000.00 \$	62,834.00 \$	83,415.00	2/4/2009
194193	302 DPTF	912833LB4	US TREASURY STRIP		11/15/2020	3.93 \$	100,000.00 \$	65,206.00 \$	83,415.00	11/24/2009
194726	302 DPTF	912833LB4	US TREASURY STRIP		11/15/2020	4.06 \$	50,000.00 \$	32,388.00 \$	41,707.50	1/28/2010
201930	302 DPTF	912833LB4	US TREASURY STRIP		11/15/2020	2.90 \$	50,000.00 \$	37,497.00 \$	41,707.50	11/17/2010
202147	302 DPTF	912833LB4	US TREASURY STRIP		11/15/2020	3.13 \$	50,000.00 \$	36,668.50 \$	41,707.50	11/24/2010
203387	302 DPTF	912833LB4	US TREASURY STRIP		11/15/2020	3.61 \$	100,000.00 \$	70,436.00 \$	83,415.00	1/31/2011
180368	302 DPTF	912833LC2	US TREASURY STRIP		2/15/2021	4.96 \$	50,000.00 \$	25,342.00 \$	41,362.50	4/3/2007
180520	302 DPTF	912833LC2	US TREASURY STRIP		2/15/2021	5.06 \$	100,000.00 \$	50,081.00 \$	82,725.00	4/12/2007
180736	302 DPTF	912833LC2	US TREASURY STRIP		2/15/2021	4.95 \$	100,000.00 \$	50,938.00 \$	82,725.00	4/30/2007

PGM: INVS\_MONTHEND\_INVENTORY  
 SOURCE: VisualQED  
 MODEL: INVENTORY  
 BASIS: SETTLEMENT  
 AS-OF: 9/30/2011

**JOSH MANDEL  
 TREASURER, STATE OF OHIO**

INVESTMENT INVENTORY  
 SETTLED POSITIONS AS OF: 09/30/11

INVT#	FUND	CUSIP	DESCRIPTION	RATE	MATURITY	YIELD	PAR AMOUNT	BOOK VALUE	MARKET VALUE	1ST PUR
184838	302 DPTF	912833LC2	US TREASURY STRIP		2/15/2021	4.65 \$	10,000.00 \$	5,510.45 \$	8,272.50	2/28/2008
185228	302 DPTF	912833LC2	US TREASURY STRIP		2/15/2021	4.30 \$	10,000.00 \$	5,780.00 \$	8,272.50	3/27/2008
185271	302 DPTF	912833LC2	US TREASURY STRIP		2/15/2021	4.38 \$	50,000.00 \$	28,610.50 \$	41,362.50	3/28/2008
185597	302 DPTF	912833LC2	US TREASURY STRIP		2/15/2021	4.26 \$	50,000.00 \$	29,111.00 \$	41,362.50	4/16/2008
185616	302 DPTF	912833LC2	US TREASURY STRIP		2/15/2021	4.26 \$	10,000.00 \$	5,820.00 \$	8,272.50	4/16/2008
185883	302 DPTF	912833LC2	US TREASURY STRIP		2/15/2021	4.60 \$	25,000.00 \$	13,968.00 \$	20,681.25	4/28/2008
190597	302 DPTF	912833LC2	US TREASURY STRIP		2/15/2021	3.84 \$	50,000.00 \$	31,722.00 \$	41,362.50	2/27/2009
190828	302 DPTF	912833LC2	US TREASURY STRIP		2/15/2021	3.90 \$	50,000.00 \$	31,565.00 \$	41,362.50	3/20/2009
190954	302 DPTF	912833LC2	US TREASURY STRIP		2/15/2021	3.75 \$	100,000.00 \$	64,312.00 \$	82,725.00	3/30/2009
191120	302 DPTF	912833LC2	US TREASURY STRIP		2/15/2021	3.54 \$	5,000.00 \$	3,300.00 \$	4,136.25	4/13/2009
191207	302 DPTF	912833LC2	US TREASURY STRIP		2/15/2021	3.84 \$	50,000.00 \$	31,873.50 \$	41,362.50	4/16/2009
191858	302 DPTF	912833LC2	US TREASURY STRIP		2/15/2021	3.77 \$	50,000.00 \$	32,170.00 \$	41,362.50	4/24/2009
194855	302 DPTF	912833LC2	US TREASURY STRIP		2/15/2021	4.22 \$	100,000.00 \$	63,118.00 \$	82,725.00	2/8/2010
195181	302 DPTF	912833LC2	US TREASURY STRIP		2/15/2021	4.17 \$	50,000.00 \$	31,812.50 \$	41,362.50	3/3/2010
195388	302 DPTF	912833LC2	US TREASURY STRIP		2/15/2021	4.22 \$	100,000.00 \$	63,368.00 \$	82,725.00	3/12/2010
195857	302 DPTF	912833LC2	US TREASURY STRIP		2/15/2021	4.25 \$	50,000.00 \$	31,662.00 \$	41,362.50	4/8/2010
196882	302 DPTF	912833LC2	US TREASURY STRIP		2/15/2021	4.16 \$	50,000.00 \$	32,074.50 \$	41,362.50	4/30/2010
203856	302 DPTF	912833LC2	US TREASURY STRIP		2/15/2021	3.74 \$	50,000.00 \$	34,580.50 \$	41,362.50	2/28/2011
204503	302 DPTF	912833LC2	US TREASURY STRIP		2/15/2021	3.81 \$	100,000.00 \$	68,998.00 \$	82,725.00	4/12/2011
205416	302 DPTF	912833LC2	US TREASURY STRIP		2/15/2021	3.56 \$	100,000.00 \$	70,839.00 \$	82,725.00	5/5/2011
181167	302 DPTF	912833LD0	US TREASURY STRIP		5/15/2021	5.18 \$	50,000.00 \$	24,490.50 \$	40,950.50	5/31/2007
181415	302 DPTF	912833LD0	US TREASURY STRIP		5/15/2021	5.43 \$	50,000.00 \$	23,777.50 \$	40,950.50	6/26/2007
181556	302 DPTF	912833LD0	US TREASURY STRIP		5/15/2021	5.30 \$	50,000.00 \$	24,218.50 \$	40,950.50	7/6/2007
181862	302 DPTF	912833LD0	US TREASURY STRIP		5/15/2021	5.20 \$	100,000.00 \$	49,258.00 \$	81,901.00	7/30/2007
182552	302 DPTF	912833LD0	US TREASURY STRIP		5/15/2021	5.14 \$	100,000.00 \$	50,030.00 \$	81,901.00	9/25/2007
186420	302 DPTF	912833LD0	US TREASURY STRIP		5/15/2021	4.57 \$	50,000.00 \$	27,829.00 \$	40,950.50	5/27/2008
186665	302 DPTF	912833LD0	US TREASURY STRIP		5/15/2021	4.69 \$	25,000.00 \$	13,735.75 \$	20,475.25	6/9/2008
187228	302 DPTF	912833LD0	US TREASURY STRIP		5/15/2021	4.57 \$	10,000.00 \$	5,596.70 \$	8,190.10	7/1/2008
192216	302 DPTF	912833LD0	US TREASURY STRIP		5/15/2021	4.26 \$	150,000.00 \$	90,420.00 \$	122,851.50	5/13/2009
193235	302 DPTF	912833LD0	US TREASURY STRIP		5/15/2021	4.49 \$	50,000.00 \$	29,674.86 \$	40,950.50	8/18/2009
197100	302 DPTF	912833LD0	US TREASURY STRIP		5/15/2021	4.07 \$	306,000.00 \$	196,327.15 \$	250,617.06	5/11/2010
197195	302 DPTF	912833LD0	US TREASURY STRIP		5/15/2021	4.05 \$	25,000.00 \$	16,078.75 \$	20,475.25	5/14/2010
198375	302 DPTF	912833LD0	US TREASURY STRIP		5/15/2021	3.51 \$	50,000.00 \$	34,237.00 \$	40,950.50	6/30/2010
198701	302 DPTF	912833LD0	US TREASURY STRIP		5/15/2021	3.59 \$	100,000.00 \$	68,000.00 \$	81,901.00	7/13/2010
205475	302 DPTF	912833LD0	US TREASURY STRIP		5/15/2021	3.57 \$	100,000.00 \$	70,191.00 \$	81,901.00	5/9/2011
206120	302 DPTF	912833LD0	US TREASURY STRIP		5/15/2021	3.20 \$	100,000.00 \$	72,981.00 \$	81,901.00	6/13/2011
206334	302 DPTF	912833LD0	US TREASURY STRIP		5/15/2021	3.25 \$	50,000.00 \$	36,345.00 \$	40,950.50	6/23/2011
206372	302 DPTF	912833LD0	US TREASURY STRIP		5/15/2021	3.26 \$	50,000.00 \$	36,334.50 \$	40,950.50	6/27/2011
186334	305 DPTF	912833LD0	US TREASURY STRIP		5/15/2021	4.63 \$	7,538,000.00 \$	4,162,709.74 \$	6,173,697.38	5/22/2008
178333	302 DPTF	912833LE8	US TREASURY STRIP		8/15/2021	4.92 \$	50,000.00 \$	24,277.50 \$	40,571.50	10/4/2006
178587	302 DPTF	912833LE8	US TREASURY STRIP		8/15/2021	5.08 \$	138,000.00 \$	65,704.56 \$	111,977.34	10/26/2006
178997	302 DPTF	912833LE8	US TREASURY STRIP		8/15/2021	4.82 \$	50,000.00 \$	24,808.50 \$	40,571.50	11/28/2006
182221	302 DPTF	912833LE8	US TREASURY STRIP		8/15/2021	5.08 \$	100,000.00 \$	49,631.00 \$	81,143.00	8/28/2007
182757	302 DPTF	912833LE8	US TREASURY STRIP		8/15/2021	4.96 \$	100,000.00 \$	50,705.00 \$	81,143.00	10/5/2007
188068	302 DPTF	912833LE8	US TREASURY STRIP		8/15/2021	4.25 \$	50,000.00 \$	29,050.00 \$	40,571.50	9/15/2008
193254	302 DPTF	912833LE8	US TREASURY STRIP		8/15/2021	4.47 \$	100,000.00 \$	58,879.25 \$	81,143.00	8/18/2009
199561	302 DPTF	912833LE8	US TREASURY STRIP		8/15/2021	3.38 \$	50,000.00 \$	34,594.00 \$	40,571.50	8/13/2010
200624	302 DPTF	912833LE8	US TREASURY STRIP		8/15/2021	3.17 \$	100,000.00 \$	71,034.00 \$	81,143.00	9/24/2010
207483	302 DPTF	912833LE8	US TREASURY STRIP		8/15/2021	2.13 \$	50,000.00 \$	40,528.50 \$	40,571.50	9/23/2011
188163	305 DPTF	912833LE8	US TREASURY STRIP		8/15/2021	4.14 \$	576,000.00 \$	339,684.48 \$	467,383.68	9/22/2008
179295	302 DPTF	912833LF5	US TREASURY STRIP		11/15/2021	4.83 \$	250,000.00 \$	122,757.50 \$	200,820.00	12/18/2006
179701	302 DPTF	912833LF5	US TREASURY STRIP		11/15/2021	5.13 \$	150,000.00 \$	70,956.00 \$	120,492.00	1/31/2007
183731	302 DPTF	912833LF5	US TREASURY STRIP		11/15/2021	4.52 \$	50,000.00 \$	26,815.00 \$	40,164.00	12/5/2007
183938	302 DPTF	912833LF5	US TREASURY STRIP		11/15/2021	4.86 \$	100,000.00 \$	51,285.00 \$	80,328.00	12/19/2007
184228	302 DPTF	912833LF5	US TREASURY STRIP		11/15/2021	4.50 \$	150,000.00 \$	80,970.00 \$	120,492.00	1/10/2008
189215	302 DPTF	912833LF5	US TREASURY STRIP		11/15/2021	4.69 \$	100,000.00 \$	54,777.00 \$	80,328.00	11/21/2008
189261	302 DPTF	912833LF5	US TREASURY STRIP		11/15/2021	4.24 \$	5,000.00 \$	2,900.00 \$	4,016.40	11/21/2008
189960	302 DPTF	912833LF5	US TREASURY STRIP		11/15/2021	3.69 \$	250,000.00 \$	156,332.50 \$	200,820.00	1/12/2009

PGM: INVS\_MONTHEND\_INVENTORY  
 SOURCE: VisualQED  
 MODEL: INVENTORY  
 BASIS: SETTLEMENT  
 AS-OF: 9/30/2011

**JOSH MANDEL**  
**TREASURER, STATE OF OHIO**

INVESTMENT INVENTORY  
 SETTLED POSITIONS AS OF: 09/30/11

INVT#	FUND	CUSIP	DESCRIPTION	RATE	MATURITY	YIELD	PAR AMOUNT	BOOK VALUE	MARKET VALUE	1ST PUR
190248	302 DPTF	912833LF5	US TREASURY STRIP		11/15/2021	4.07	\$ 100,000.00	\$ 59,801.00	\$ 80,328.00	2/4/2009
194194	302 DPTF	912833LF5	US TREASURY STRIP		11/15/2021	4.09	\$ 100,000.00	\$ 61,591.00	\$ 80,328.00	11/24/2009
194727	302 DPTF	912833LF5	US TREASURY STRIP		11/15/2021	4.22	\$ 50,000.00	\$ 30,544.50	\$ 40,164.00	1/28/2010
201933	302 DPTF	912833LF5	US TREASURY STRIP		11/15/2021	3.18	\$ 50,000.00	\$ 35,344.50	\$ 40,164.00	11/17/2010
202148	302 DPTF	912833LF5	US TREASURY STRIP		11/15/2021	3.40	\$ 50,000.00	\$ 34,551.00	\$ 40,164.00	11/24/2010
203388	302 DPTF	912833LF5	US TREASURY STRIP		11/15/2021	3.85	\$ 100,000.00	\$ 66,261.00	\$ 80,328.00	1/31/2011
180369	302 DPTF	912833LG3	US TREASURY STRIP		2/15/2022	4.98	\$ 50,000.00	\$ 24,060.00	\$ 39,775.50	4/3/2007
180521	302 DPTF	912833LG3	US TREASURY STRIP		2/15/2022	5.10	\$ 100,000.00	\$ 47,349.00	\$ 79,551.00	4/12/2007
180737	302 DPTF	912833LG3	US TREASURY STRIP		2/15/2022	4.98	\$ 100,000.00	\$ 48,332.00	\$ 79,551.00	4/30/2007
184839	302 DPTF	912833LG3	US TREASURY STRIP		2/15/2022	4.72	\$ 10,000.00	\$ 5,212.86	\$ 7,955.10	2/28/2008
185229	302 DPTF	912833LG3	US TREASURY STRIP		2/15/2022	4.40	\$ 10,000.00	\$ 5,465.00	\$ 7,955.10	3/27/2008
185272	302 DPTF	912833LG3	US TREASURY STRIP		2/15/2022	4.45	\$ 50,000.00	\$ 27,138.00	\$ 39,775.50	3/28/2008
185598	302 DPTF	912833LG3	US TREASURY STRIP		2/15/2022	4.35	\$ 50,000.00	\$ 27,571.00	\$ 39,775.50	4/16/2008
185617	302 DPTF	912833LG3	US TREASURY STRIP		2/15/2022	4.36	\$ 10,000.00	\$ 5,510.00	\$ 7,955.10	4/16/2008
185884	302 DPTF	912833LG3	US TREASURY STRIP		2/15/2022	4.67	\$ 25,000.00	\$ 13,221.50	\$ 19,887.75	4/28/2008
190598	302 DPTF	912833LG3	US TREASURY STRIP		2/15/2022	3.91	\$ 50,000.00	\$ 30,269.00	\$ 39,775.50	2/27/2009
190829	302 DPTF	912833LG3	US TREASURY STRIP		2/15/2022	3.94	\$ 50,000.00	\$ 30,215.50	\$ 39,775.50	3/20/2009
190955	302 DPTF	912833LG3	US TREASURY STRIP		2/15/2022	3.83	\$ 100,000.00	\$ 61,343.00	\$ 79,551.00	3/30/2009
191121	302 DPTF	912833LG3	US TREASURY STRIP		2/15/2022	3.63	\$ 5,000.00	\$ 3,150.00	\$ 3,977.55	4/13/2009
191209	302 DPTF	912833LG3	US TREASURY STRIP		2/15/2022	3.95	\$ 50,000.00	\$ 30,285.00	\$ 39,775.50	4/16/2009
191859	302 DPTF	912833LG3	US TREASURY STRIP		2/15/2022	3.88	\$ 50,000.00	\$ 30,550.00	\$ 39,775.50	4/24/2009
194856	302 DPTF	912833LG3	US TREASURY STRIP		2/15/2022	4.37	\$ 100,000.00	\$ 59,477.00	\$ 79,551.00	2/8/2010
195182	302 DPTF	912833LG3	US TREASURY STRIP		2/15/2022	4.35	\$ 50,000.00	\$ 29,884.50	\$ 39,775.50	3/3/2010
195389	302 DPTF	912833LG3	US TREASURY STRIP		2/15/2022	4.40	\$ 100,000.00	\$ 59,529.00	\$ 79,551.00	3/12/2010
195858	302 DPTF	912833LG3	US TREASURY STRIP		2/15/2022	4.55	\$ 50,000.00	\$ 29,343.00	\$ 39,775.50	4/8/2010
196883	302 DPTF	912833LG3	US TREASURY STRIP		2/15/2022	4.30	\$ 50,000.00	\$ 30,279.50	\$ 39,775.50	4/30/2010
203857	302 DPTF	912833LG3	US TREASURY STRIP		2/15/2022	3.96	\$ 50,000.00	\$ 32,524.00	\$ 39,775.50	2/28/2011
204504	302 DPTF	912833LG3	US TREASURY STRIP		2/15/2022	4.06	\$ 100,000.00	\$ 64,668.00	\$ 79,551.00	4/12/2011
205417	302 DPTF	912833LG3	US TREASURY STRIP		2/15/2022	3.78	\$ 100,000.00	\$ 66,786.00	\$ 79,551.00	5/5/2011
181168	302 DPTF	912833LH1	US TREASURY STRIP		5/15/2022	5.20	\$ 50,000.00	\$ 23,210.00	\$ 39,358.00	5/31/2007
181416	302 DPTF	912833LH1	US TREASURY STRIP		5/15/2022	5.43	\$ 50,000.00	\$ 22,522.00	\$ 39,358.00	6/26/2007
181557	302 DPTF	912833LH1	US TREASURY STRIP		5/15/2022	5.30	\$ 50,000.00	\$ 22,978.50	\$ 39,358.00	7/6/2007
181863	302 DPTF	912833LH1	US TREASURY STRIP		5/15/2022	5.22	\$ 100,000.00	\$ 46,659.00	\$ 78,716.00	7/30/2007
186421	302 DPTF	912833LH1	US TREASURY STRIP		5/15/2022	4.63	\$ 50,000.00	\$ 26,382.50	\$ 39,358.00	5/27/2008
186666	302 DPTF	912833LH1	US TREASURY STRIP		5/15/2022	4.09	\$ 25,000.00	\$ 14,231.00	\$ 19,679.00	6/9/2008
187229	302 DPTF	912833LH1	US TREASURY STRIP		5/15/2022	4.62	\$ 10,000.00	\$ 5,315.50	\$ 7,871.60	7/11/2008
192217	302 DPTF	912833LH1	US TREASURY STRIP		5/15/2022	4.37	\$ 150,000.00	\$ 85,515.00	\$ 118,074.00	5/13/2009
193236	302 DPTF	912833LH1	US TREASURY STRIP		5/15/2022	4.57	\$ 50,000.00	\$ 28,103.67	\$ 39,358.00	8/18/2009
197101	302 DPTF	912833LH1	US TREASURY STRIP		5/15/2022	4.15	\$ 306,000.00	\$ 186,893.17	\$ 240,870.96	5/11/2010
197196	302 DPTF	912833LH1	US TREASURY STRIP		5/15/2022	4.16	\$ 25,000.00	\$ 15,253.25	\$ 19,679.00	5/14/2010
198376	302 DPTF	912833LH1	US TREASURY STRIP		5/15/2022	3.67	\$ 50,000.00	\$ 32,457.50	\$ 39,358.00	6/30/2010
198702	302 DPTF	912833LH1	US TREASURY STRIP		5/15/2022	3.74	\$ 100,000.00	\$ 64,500.00	\$ 78,716.00	7/13/2010
205476	302 DPTF	912833LH1	US TREASURY STRIP		5/15/2022	3.76	\$ 100,000.00	\$ 66,326.00	\$ 78,716.00	5/9/2011
206121	302 DPTF	912833LH1	US TREASURY STRIP		5/15/2022	3.45	\$ 100,000.00	\$ 68,827.00	\$ 78,716.00	6/13/2011
206333	302 DPTF	912833LH1	US TREASURY STRIP		5/15/2022	3.47	\$ 50,000.00	\$ 34,390.50	\$ 39,358.00	6/23/2011
206373	302 DPTF	912833LH1	US TREASURY STRIP		5/15/2022	3.48	\$ 50,000.00	\$ 34,353.50	\$ 39,358.00	6/27/2011
186335	305 DPTF	912833LH1	US TREASURY STRIP		5/15/2022	4.68	\$ 7,538,000.00	\$ 3,945,766.10	\$ 5,933,612.08	5/22/2008
178334	302 DPTF	912833LJ7	US TREASURY STRIP		8/15/2022	4.90	\$ 50,000.00	\$ 23,197.50	\$ 38,948.00	10/4/2006
178588	302 DPTF	912833LJ7	US TREASURY STRIP		8/15/2022	5.07	\$ 138,000.00	\$ 62,540.22	\$ 107,496.48	10/26/2006
178998	302 DPTF	912833LJ7	US TREASURY STRIP		8/15/2022	4.80	\$ 50,000.00	\$ 23,720.00	\$ 38,948.00	11/28/2006
182222	302 DPTF	912833LJ7	US TREASURY STRIP		8/15/2022	5.06	\$ 100,000.00	\$ 47,341.00	\$ 77,896.00	8/28/2007
182553	302 DPTF	912833LJ7	US TREASURY STRIP		8/15/2022	5.13	\$ 100,000.00	\$ 47,020.00	\$ 77,896.00	9/25/2007
182758	302 DPTF	912833LJ7	US TREASURY STRIP		8/15/2022	4.96	\$ 100,000.00	\$ 48,316.00	\$ 77,896.00	10/5/2007
188069	302 DPTF	912833LJ7	US TREASURY STRIP		8/15/2022	4.29	\$ 50,000.00	\$ 27,700.00	\$ 38,948.00	9/15/2008
193255	302 DPTF	912833LJ7	US TREASURY STRIP		8/15/2022	4.53	\$ 100,000.00	\$ 55,853.25	\$ 77,896.00	8/18/2009
199562	302 DPTF	912833LJ7	US TREASURY STRIP		8/15/2022	3.52	\$ 50,000.00	\$ 32,907.50	\$ 38,948.00	8/13/2010
200625	302 DPTF	912833LJ7	US TREASURY STRIP		8/15/2022	3.31	\$ 100,000.00	\$ 67,660.00	\$ 77,896.00	9/24/2010
207484	302 DPTF	912833LJ7	US TREASURY STRIP		8/15/2022	2.32	\$ 50,000.00	\$ 38,898.50	\$ 38,948.00	9/23/2011

PGM: INVS\_MONTHEND\_INVENTORY  
 SOURCE: VisualQED  
 MODEL: INVENTORY  
 BASIS: SETTLEMENT  
 AS-OF: 9/30/2011

**JOSH MANDEL**  
**TREASURER, STATE OF OHIO**

INVESTMENT INVENTORY  
 SETTLED POSITIONS AS OF: 09/30/11

INVT#	FUND	CUSIP	DESCRIPTION	RATE	MATURITY	YIELD	PAR AMOUNT	BOOK VALUE	MARKET VALUE	1ST PUR
188164	305 DPTF	912833LJ7	US TREASURY STRIP		8/15/2022	4.17	\$ 576,000.00	\$ 324,547.20	\$ 448,680.96	9/22/2008
179296	302 DPTF	912833LK4	US TREASURY STRIP		11/15/2022	4.83	\$ 250,000.00	\$ 117,020.00	\$ 192,752.50	12/18/2006
183732	302 DPTF	912833LK4	US TREASURY STRIP		11/15/2022	4.55	\$ 50,000.00	\$ 25,535.00	\$ 38,550.50	12/5/2007
183939	302 DPTF	912833LK4	US TREASURY STRIP		11/15/2022	4.87	\$ 100,000.00	\$ 48,809.00	\$ 77,101.00	12/19/2007
184229	302 DPTF	912833LK4	US TREASURY STRIP		11/15/2022	4.54	\$ 150,000.00	\$ 77,070.00	\$ 115,651.50	1/10/2008
189216	302 DPTF	912833LK4	US TREASURY STRIP		11/15/2022	4.71	\$ 100,000.00	\$ 52,153.00	\$ 77,101.00	11/21/2008
189262	302 DPTF	912833LK4	US TREASURY STRIP		11/15/2022	4.06	\$ 5,000.00	\$ 2,850.00	\$ 3,855.05	11/21/2008
189961	302 DPTF	912833LK4	US TREASURY STRIP		11/15/2022	3.76	\$ 250,000.00	\$ 149,395.00	\$ 192,752.50	1/12/2009
190249	302 DPTF	912833LK4	US TREASURY STRIP		11/15/2022	4.14	\$ 100,000.00	\$ 56,864.00	\$ 77,101.00	2/4/2009
194195	302 DPTF	912833LK4	US TREASURY STRIP		11/15/2022	4.22	\$ 100,000.00	\$ 58,187.00	\$ 77,101.00	11/24/2009
194728	302 DPTF	912833LK4	US TREASURY STRIP		11/15/2022	4.34	\$ 50,000.00	\$ 28,850.50	\$ 38,550.50	1/28/2010
201934	302 DPTF	912833LK4	US TREASURY STRIP		11/15/2022	3.41	\$ 50,000.00	\$ 33,330.00	\$ 38,550.50	11/17/2010
202149	302 DPTF	912833LK4	US TREASURY STRIP		11/15/2022	3.62	\$ 50,000.00	\$ 32,553.00	\$ 38,550.50	11/24/2010
203389	302 DPTF	912833LK4	US TREASURY STRIP		11/15/2022	4.05	\$ 100,000.00	\$ 62,330.00	\$ 77,101.00	1/31/2011
191213	302 DPTF	912803BB8	US TREASURY STRIP (P)		2/15/2023	3.96	\$ 50,000.00	\$ 29,076.50	\$ 38,485.50	4/16/2009
191860	302 DPTF	912803BB8	US TREASURY STRIP (P)		2/15/2023	3.93	\$ 50,000.00	\$ 29,230.00	\$ 38,485.50	4/24/2009
180370	302 DPTF	912833LL2	US TREASURY STRIP		2/15/2023	4.98	\$ 50,000.00	\$ 22,905.50	\$ 38,124.00	4/3/2007
180522	302 DPTF	912833LL2	US TREASURY STRIP		2/15/2023	5.10	\$ 100,000.00	\$ 45,059.00	\$ 76,248.00	4/12/2007
180738	302 DPTF	912833LL2	US TREASURY STRIP		2/15/2023	4.98	\$ 100,000.00	\$ 46,014.00	\$ 76,248.00	4/30/2007
184840	302 DPTF	912833LL2	US TREASURY STRIP		2/15/2023	4.77	\$ 10,000.00	\$ 4,939.02	\$ 7,624.80	2/28/2008
185230	302 DPTF	912833LL2	US TREASURY STRIP		2/15/2023	4.43	\$ 10,000.00	\$ 5,210.00	\$ 7,624.80	3/27/2008
185273	302 DPTF	912833LL2	US TREASURY STRIP		2/15/2023	4.49	\$ 50,000.00	\$ 25,818.50	\$ 38,124.00	3/28/2008
185599	302 DPTF	912833LL2	US TREASURY STRIP		2/15/2023	4.40	\$ 50,000.00	\$ 26,218.00	\$ 38,124.00	4/16/2008
185618	302 DPTF	912833LL2	US TREASURY STRIP		2/15/2023	4.38	\$ 10,000.00	\$ 5,260.00	\$ 7,624.80	4/16/2008
185885	302 DPTF	912833LL2	US TREASURY STRIP		2/15/2023	4.70	\$ 25,000.00	\$ 12,570.50	\$ 19,062.00	4/28/2008
190599	302 DPTF	912833LL2	US TREASURY STRIP		2/15/2023	3.99	\$ 50,000.00	\$ 28,794.50	\$ 38,124.00	2/27/2009
190830	302 DPTF	912833LL2	US TREASURY STRIP		2/15/2023	3.98	\$ 50,000.00	\$ 28,901.50	\$ 38,124.00	3/20/2009
190956	302 DPTF	912833LL2	US TREASURY STRIP		2/15/2023	3.83	\$ 100,000.00	\$ 59,081.00	\$ 76,248.00	3/30/2009
191122	302 DPTF	912833LL2	US TREASURY STRIP		2/15/2023	3.73	\$ 5,000.00	\$ 3,000.00	\$ 3,812.40	4/13/2009
194858	302 DPTF	912833LL2	US TREASURY STRIP		2/15/2023	4.50	\$ 100,000.00	\$ 56,026.00	\$ 76,248.00	2/8/2010
195183	302 DPTF	912833LL2	US TREASURY STRIP		2/15/2023	4.48	\$ 50,000.00	\$ 28,166.50	\$ 38,124.00	3/3/2010
195390	302 DPTF	912833LL2	US TREASURY STRIP		2/15/2023	4.53	\$ 100,000.00	\$ 56,065.00	\$ 76,248.00	3/12/2010
195859	302 DPTF	912833LL2	US TREASURY STRIP		2/15/2023	4.68	\$ 50,000.00	\$ 27,596.50	\$ 38,124.00	4/8/2010
196884	302 DPTF	912833LL2	US TREASURY STRIP		2/15/2023	4.42	\$ 50,000.00	\$ 28,595.50	\$ 38,124.00	4/30/2010
203858	302 DPTF	912833LL2	US TREASURY STRIP		2/15/2023	4.13	\$ 50,000.00	\$ 30,677.50	\$ 38,124.00	2/28/2011
204505	302 DPTF	912833LL2	US TREASURY STRIP		2/15/2023	4.22	\$ 100,000.00	\$ 60,977.00	\$ 76,248.00	4/12/2011
205418	302 DPTF	912833LL2	US TREASURY STRIP		2/15/2023	3.95	\$ 100,000.00	\$ 63,064.00	\$ 76,248.00	5/5/2011
181169	302 DPTF	912833LN8	US TREASURY STRIP		5/15/2023	5.19	\$ 50,000.00	\$ 22,092.00	\$ 37,750.00	5/31/2007
181417	302 DPTF	912833LN8	US TREASURY STRIP		5/15/2023	5.42	\$ 50,000.00	\$ 21,380.50	\$ 37,750.00	6/26/2007
181558	302 DPTF	912833LN8	US TREASURY STRIP		5/15/2023	5.29	\$ 50,000.00	\$ 21,843.00	\$ 37,750.00	7/6/2007
181864	302 DPTF	912833LN8	US TREASURY STRIP		5/15/2023	5.20	\$ 100,000.00	\$ 44,452.00	\$ 75,500.00	7/30/2007
186422	302 DPTF	912833LN8	US TREASURY STRIP		5/15/2023	4.67	\$ 50,000.00	\$ 25,055.00	\$ 37,750.00	5/27/2008
186667	302 DPTF	912833LN8	US TREASURY STRIP		5/15/2023	4.13	\$ 25,000.00	\$ 13,580.25	\$ 18,875.00	6/9/2008
187230	302 DPTF	912833LN8	US TREASURY STRIP		5/15/2023	4.64	\$ 10,000.00	\$ 5,062.10	\$ 7,550.00	7/11/2008
192218	302 DPTF	912833LN8	US TREASURY STRIP		5/15/2023	4.43	\$ 150,000.00	\$ 81,210.00	\$ 113,250.00	5/13/2009
193237	302 DPTF	912833LN8	US TREASURY STRIP		5/15/2023	4.60	\$ 50,000.00	\$ 26,764.00	\$ 37,750.00	8/18/2009
197102	302 DPTF	912833LN8	US TREASURY STRIP		5/15/2023	4.23	\$ 306,000.00	\$ 177,569.35	\$ 231,030.00	5/11/2010
197197	302 DPTF	912833LN8	US TREASURY STRIP		5/15/2023	4.25	\$ 25,000.00	\$ 14,466.00	\$ 18,875.00	5/14/2010
198377	302 DPTF	912833LN8	US TREASURY STRIP		5/15/2023	3.82	\$ 50,000.00	\$ 30,733.00	\$ 37,750.00	6/30/2010
198704	302 DPTF	912833LN8	US TREASURY STRIP		5/15/2023	3.86	\$ 100,000.00	\$ 61,200.00	\$ 75,500.00	7/13/2010
205477	302 DPTF	912833LN8	US TREASURY STRIP		5/15/2023	3.92	\$ 100,000.00	\$ 62,720.00	\$ 75,500.00	5/9/2011
206122	302 DPTF	912833LN8	US TREASURY STRIP		5/15/2023	3.65	\$ 100,000.00	\$ 64,973.00	\$ 75,500.00	6/13/2011
206332	302 DPTF	912833LN8	US TREASURY STRIP		5/15/2023	3.66	\$ 50,000.00	\$ 32,480.50	\$ 37,750.00	6/23/2011
206374	302 DPTF	912833LN8	US TREASURY STRIP		5/15/2023	3.68	\$ 50,000.00	\$ 32,419.50	\$ 37,750.00	6/27/2011
186336	305 DPTF	912833LN8	US TREASURY STRIP		5/15/2023	4.72	\$ 7,538,000.00	\$ 3,749,099.68	\$ 5,691,190.00	5/22/2008
178335	302 DPTF	912833LM0	US TREASURY STRIP		8/15/2023	4.92	\$ 50,000.00	\$ 22,029.00	\$ 37,303.00	10/4/2006
178589	302 DPTF	912833LM0	US TREASURY STRIP		8/15/2023	5.07	\$ 138,000.00	\$ 59,534.58	\$ 102,956.28	10/26/2006
178999	302 DPTF	912833LM0	US TREASURY STRIP		8/15/2023	4.81	\$ 50,000.00	\$ 22,591.50	\$ 37,303.00	11/28/2006

PGM: INVS\_MONTHEND\_INVENTORY  
 SOURCE: VisualQED  
 MODEL: INVENTORY  
 BASIS: SETTLEMENT  
 AS-OF: 9/30/2011

**JOSH MANDEL**  
**TREASURER, STATE OF OHIO**

INVESTMENT INVENTORY  
 SETTLED POSITIONS AS OF: 09/30/11

INVT#	FUND	CUSIP	DESCRIPTION	RATE	MATURITY	YIELD	PAR AMOUNT	BOOK VALUE	MARKET VALUE	1ST PUR
182223	302 DPTF	912833LM0	US TREASURY STRIP		8/15/2023	5.07	\$ 100,000.00	\$ 44,963.00	\$ 74,606.00	8/28/2007
182554	302 DPTF	912833LM0	US TREASURY STRIP		8/15/2023	5.13	\$ 100,000.00	\$ 44,750.00	\$ 74,606.00	9/25/2007
182759	302 DPTF	912833LM0	US TREASURY STRIP		8/15/2023	4.96	\$ 100,000.00	\$ 46,008.00	\$ 74,606.00	10/5/2007
188070	302 DPTF	912833LM0	US TREASURY STRIP		8/15/2023	4.39	\$ 50,000.00	\$ 26,175.00	\$ 37,303.00	9/15/2008
193256	302 DPTF	912833LM0	US TREASURY STRIP		8/15/2023	4.55	\$ 100,000.00	\$ 53,283.25	\$ 74,606.00	8/18/2009
199563	302 DPTF	912833LM0	US TREASURY STRIP		8/15/2023	3.67	\$ 50,000.00	\$ 31,177.00	\$ 37,303.00	8/13/2010
200626	302 DPTF	912833LM0	US TREASURY STRIP		8/15/2023	3.47	\$ 100,000.00	\$ 64,220.00	\$ 74,606.00	9/24/2010
207486	302 DPTF	912833LM0	US TREASURY STRIP		8/15/2023	2.48	\$ 50,000.00	\$ 37,299.00	\$ 37,303.00	9/23/2011
188165	305 DPTF	912833LM0	US TREASURY STRIP		8/15/2023	4.18	\$ 576,000.00	\$ 311,149.44	\$ 429,730.56	9/22/2008
179297	302 DPTF	912833LP3	US TREASURY STRIP		11/15/2023	4.83	\$ 250,000.00	\$ 111,512.50	\$ 184,615.00	12/18/2006
179703	302 DPTF	912833LP3	US TREASURY STRIP		11/15/2023	5.13	\$ 150,000.00	\$ 64,126.50	\$ 110,769.00	1/31/2007
183733	302 DPTF	912833LP3	US TREASURY STRIP		11/15/2023	4.55	\$ 50,000.00	\$ 24,400.00	\$ 36,923.00	12/5/2007
183940	302 DPTF	912833LP3	US TREASURY STRIP		11/15/2023	4.87	\$ 100,000.00	\$ 46,516.00	\$ 73,846.00	12/19/2007
184230	302 DPTF	912833LP3	US TREASURY STRIP		11/15/2023	4.54	\$ 150,000.00	\$ 73,650.00	\$ 110,769.00	1/10/2008
189217	302 DPTF	912833LP3	US TREASURY STRIP		11/15/2023	4.60	\$ 100,000.00	\$ 50,589.00	\$ 73,846.00	11/21/2008
189263	302 DPTF	912833LP3	US TREASURY STRIP		11/15/2023	4.22	\$ 5,000.00	\$ 2,675.00	\$ 3,692.30	11/21/2008
189962	302 DPTF	912833LP3	US TREASURY STRIP		11/15/2023	3.79	\$ 250,000.00	\$ 143,260.00	\$ 184,615.00	1/12/2009
190250	302 DPTF	912833LP3	US TREASURY STRIP		11/15/2023	4.21	\$ 100,000.00	\$ 54,070.00	\$ 73,846.00	2/4/2009
194196	302 DPTF	912833LP3	US TREASURY STRIP		11/15/2023	4.32	\$ 100,000.00	\$ 55,012.00	\$ 73,846.00	11/24/2009
194729	302 DPTF	912833LP3	US TREASURY STRIP		11/15/2023	4.47	\$ 50,000.00	\$ 27,171.50	\$ 36,923.00	1/28/2010
201935	302 DPTF	912833LP3	US TREASURY STRIP		11/15/2023	3.62	\$ 50,000.00	\$ 31,369.50	\$ 36,923.00	11/17/2010
202150	302 DPTF	912833LP3	US TREASURY STRIP		11/15/2023	3.75	\$ 50,000.00	\$ 30,891.00	\$ 36,923.00	11/24/2010
203390	302 DPTF	912833LP3	US TREASURY STRIP		11/15/2023	4.21	\$ 100,000.00	\$ 58,735.00	\$ 73,846.00	1/31/2011
180371	302 DPTF	912833LQ1	US TREASURY STRIP		2/15/2024	4.99	\$ 50,000.00	\$ 21,788.00	\$ 36,549.50	4/3/2007
180523	302 DPTF	912833LQ1	US TREASURY STRIP		2/15/2024	5.10	\$ 100,000.00	\$ 42,848.00	\$ 73,099.00	4/12/2007
180739	302 DPTF	912833LQ1	US TREASURY STRIP		2/15/2024	4.98	\$ 100,000.00	\$ 43,808.00	\$ 73,099.00	4/30/2007
184841	302 DPTF	912833LQ1	US TREASURY STRIP		2/15/2024	4.83	\$ 10,000.00	\$ 4,667.73	\$ 7,309.90	2/28/2008
185231	302 DPTF	912833LQ1	US TREASURY STRIP		2/15/2024	4.46	\$ 10,000.00	\$ 4,965.00	\$ 7,309.90	3/27/2008
185274	302 DPTF	912833LQ1	US TREASURY STRIP		2/15/2024	4.52	\$ 50,000.00	\$ 24,582.50	\$ 36,549.50	3/28/2008
185600	302 DPTF	912833LQ1	US TREASURY STRIP		2/15/2024	4.43	\$ 50,000.00	\$ 24,985.00	\$ 36,549.50	4/16/2008
185619	302 DPTF	912833LQ1	US TREASURY STRIP		2/15/2024	4.43	\$ 10,000.00	\$ 5,000.00	\$ 7,309.90	4/16/2008
185886	302 DPTF	912833LQ1	US TREASURY STRIP		2/15/2024	4.73	\$ 25,000.00	\$ 11,944.50	\$ 18,274.75	4/28/2008
190600	302 DPTF	912833LQ1	US TREASURY STRIP		2/15/2024	3.97	\$ 50,000.00	\$ 27,763.00	\$ 36,549.50	2/27/2009
190831	302 DPTF	912833LQ1	US TREASURY STRIP		2/15/2024	4.04	\$ 50,000.00	\$ 27,542.00	\$ 36,549.50	3/20/2009
190957	302 DPTF	912833LQ1	US TREASURY STRIP		2/15/2024	3.94	\$ 100,000.00	\$ 55,996.00	\$ 73,099.00	3/30/2009
191123	302 DPTF	912833LQ1	US TREASURY STRIP		2/15/2024	3.82	\$ 5,000.00	\$ 2,850.00	\$ 3,654.95	4/13/2009
191214	302 DPTF	912833LQ1	US TREASURY STRIP		2/15/2024	3.69	\$ 50,000.00	\$ 29,074.50	\$ 36,549.50	4/16/2009
191861	302 DPTF	912833LQ1	US TREASURY STRIP		2/15/2024	4.00	\$ 50,000.00	\$ 27,815.00	\$ 36,549.50	4/24/2009
194859	302 DPTF	912833LQ1	US TREASURY STRIP		2/15/2024	4.61	\$ 100,000.00	\$ 52,785.00	\$ 73,099.00	2/8/2010
195184	302 DPTF	912833LQ1	US TREASURY STRIP		2/15/2024	4.59	\$ 50,000.00	\$ 26,559.00	\$ 36,549.50	3/3/2010
195391	302 DPTF	912833LQ1	US TREASURY STRIP		2/15/2024	4.63	\$ 100,000.00	\$ 52,874.00	\$ 73,099.00	3/12/2010
195860	302 DPTF	912833LQ1	US TREASURY STRIP		2/15/2024	4.78	\$ 50,000.00	\$ 25,969.50	\$ 36,549.50	4/8/2010
196885	302 DPTF	912833LQ1	US TREASURY STRIP		2/15/2024	4.50	\$ 50,000.00	\$ 27,061.50	\$ 36,549.50	4/30/2010
203859	302 DPTF	912833LQ1	US TREASURY STRIP		2/15/2024	4.27	\$ 50,000.00	\$ 28,920.00	\$ 36,549.50	2/28/2011
204506	302 DPTF	912833LQ1	US TREASURY STRIP		2/15/2024	4.37	\$ 100,000.00	\$ 57,390.00	\$ 73,099.00	4/12/2011
205419	302 DPTF	912833LQ1	US TREASURY STRIP		2/15/2024	4.08	\$ 100,000.00	\$ 59,690.00	\$ 73,099.00	5/5/2011
181170	302 DPTF	912833LR9	US TREASURY STRIP		5/15/2024	5.19	\$ 50,000.00	\$ 20,972.50	\$ 36,183.00	5/31/2007
181418	302 DPTF	912833LR9	US TREASURY STRIP		5/15/2024	5.43	\$ 50,000.00	\$ 20,250.50	\$ 36,183.00	6/26/2007
181559	302 DPTF	912833LR9	US TREASURY STRIP		5/15/2024	5.30	\$ 50,000.00	\$ 20,710.00	\$ 36,183.00	7/6/2007
181865	302 DPTF	912833LR9	US TREASURY STRIP		5/15/2024	5.21	\$ 100,000.00	\$ 42,158.00	\$ 72,366.00	7/30/2007
182555	302 DPTF	912833LR9	US TREASURY STRIP		5/15/2024	5.15	\$ 100,000.00	\$ 42,920.00	\$ 72,366.00	9/25/2007
186423	302 DPTF	912833LR9	US TREASURY STRIP		5/15/2024	4.70	\$ 50,000.00	\$ 23,813.00	\$ 36,183.00	5/27/2008
186668	302 DPTF	912833LR9	US TREASURY STRIP		5/15/2024	4.19	\$ 25,000.00	\$ 12,905.75	\$ 18,091.50	6/9/2008
187231	302 DPTF	912833LR9	US TREASURY STRIP		5/15/2024	4.64	\$ 10,000.00	\$ 4,836.60	\$ 7,236.60	7/11/2008
192220	302 DPTF	912833LR9	US TREASURY STRIP		5/15/2024	4.54	\$ 150,000.00	\$ 76,455.00	\$ 108,549.00	5/13/2009
193238	302 DPTF	912833LR9	US TREASURY STRIP		5/15/2024	4.70	\$ 50,000.00	\$ 25,222.79	\$ 36,183.00	8/18/2009
197104	302 DPTF	912833LR9	US TREASURY STRIP		5/15/2024	4.30	\$ 306,000.00	\$ 168,631.09	\$ 221,439.96	5/11/2010
197198	302 DPTF	912833LR9	US TREASURY STRIP		5/15/2024	4.34	\$ 25,000.00	\$ 13,696.00	\$ 18,091.50	5/14/2010

PGM: INVS\_MONTHEND\_INVENTORY  
 SOURCE: VisualQED  
 MODEL: INVENTORY  
 BASIS: SETTLEMENT  
 AS-OF: 9/30/2011

**JOSH MANDEL**  
**TREASURER, STATE OF OHIO**

INVESTMENT INVENTORY  
 SETTLED POSITIONS AS OF: 09/30/11

INVT#	FUND	CUSIP	DESCRIPTION	RATE	MATURITY	YIELD	PAR AMOUNT	BOOK VALUE	MARKET VALUE	1ST PUR
198378	302 DPTF	912833LR9	US TREASURY STRIP		5/15/2024	3.93	\$ 50,000.00	\$ 29,157.50	\$ 36,183.00	6/30/2010
198705	302 DPTF	912833LR9	US TREASURY STRIP		5/15/2024	3.94	\$ 100,000.00	\$ 58,250.00	\$ 72,366.00	7/13/2010
205478	302 DPTF	912833LR9	US TREASURY STRIP		5/15/2024	4.41	\$ 100,000.00	\$ 56,714.00	\$ 72,366.00	5/9/2011
206123	302 DPTF	912833LR9	US TREASURY STRIP		5/15/2024	3.80	\$ 100,000.00	\$ 61,484.00	\$ 72,366.00	6/13/2011
206331	302 DPTF	912833LR9	US TREASURY STRIP		5/15/2024	3.82	\$ 50,000.00	\$ 30,695.50	\$ 36,183.00	6/23/2011
206375	302 DPTF	912833LR9	US TREASURY STRIP		5/15/2024	3.84	\$ 50,000.00	\$ 30,644.00	\$ 36,183.00	6/27/2011
186337	305 DPTF	912833LR9	US TREASURY STRIP		5/15/2024	4.76	\$ 7,538,000.00	\$ 3,552,131.74	\$ 5,454,949.08	5/22/2008
178336	302 DPTF	912833LS7	US TREASURY STRIP		8/15/2024	4.92	\$ 50,000.00	\$ 20,983.50	\$ 35,797.00	10/4/2006
178590	302 DPTF	912833LS7	US TREASURY STRIP		8/15/2024	5.07	\$ 138,000.00	\$ 56,549.64	\$ 98,799.72	10/26/2006
179000	302 DPTF	912833LS7	US TREASURY STRIP		8/15/2024	4.82	\$ 50,000.00	\$ 21,524.00	\$ 35,797.00	11/28/2006
182224	302 DPTF	912833LS7	US TREASURY STRIP		8/15/2024	5.10	\$ 100,000.00	\$ 42,556.00	\$ 71,594.00	8/28/2007
182760	302 DPTF	912833LS7	US TREASURY STRIP		8/15/2024	4.97	\$ 100,000.00	\$ 43,684.00	\$ 71,594.00	10/5/2007
188071	302 DPTF	912833LS7	US TREASURY STRIP		8/15/2024	4.35	\$ 50,000.00	\$ 25,200.00	\$ 35,797.00	9/15/2008
193257	302 DPTF	912833LS7	US TREASURY STRIP		8/15/2024	4.64	\$ 100,000.00	\$ 50,300.25	\$ 71,594.00	8/18/2009
199564	302 DPTF	912833LS7	US TREASURY STRIP		8/15/2024	3.77	\$ 50,000.00	\$ 29,634.00	\$ 35,797.00	8/13/2010
200627	302 DPTF	912833LS7	US TREASURY STRIP		8/15/2024	3.57	\$ 100,000.00	\$ 61,168.00	\$ 71,594.00	9/24/2010
207488	302 DPTF	912833LS7	US TREASURY STRIP		8/15/2024	2.62	\$ 50,000.00	\$ 35,735.50	\$ 35,797.00	9/23/2011
188166	305 DPTF	912833LS7	US TREASURY STRIP		8/15/2024	4.20	\$ 576,000.00	\$ 297,624.96	\$ 412,381.44	9/22/2008
179298	302 DPTF	912833LT5	US TREASURY STRIP		11/15/2024	4.84	\$ 250,000.00	\$ 106,165.00	\$ 177,207.50	12/18/2006
183734	302 DPTF	912833LT5	US TREASURY STRIP		11/15/2024	4.58	\$ 50,000.00	\$ 23,205.00	\$ 35,441.50	12/5/2007
183941	302 DPTF	912833LT5	US TREASURY STRIP		11/15/2024	4.89	\$ 100,000.00	\$ 44,185.00	\$ 70,883.00	12/19/2007
184231	302 DPTF	912833LT5	US TREASURY STRIP		11/15/2024	4.56	\$ 150,000.00	\$ 70,140.00	\$ 106,324.50	1/10/2008
189218	302 DPTF	912833LT5	US TREASURY STRIP		11/15/2024	4.40	\$ 100,000.00	\$ 49,875.00	\$ 70,883.00	11/21/2008
189264	302 DPTF	912833LT5	US TREASURY STRIP		11/15/2024	4.13	\$ 5,000.00	\$ 2,600.00	\$ 3,544.15	11/21/2008
189963	302 DPTF	912833LT5	US TREASURY STRIP		11/15/2024	3.60	\$ 250,000.00	\$ 142,012.50	\$ 177,207.50	1/12/2009
190251	302 DPTF	912833LT5	US TREASURY STRIP		11/15/2024	4.07	\$ 100,000.00	\$ 52,959.00	\$ 70,883.00	2/4/2009
194197	302 DPTF	912833LT5	US TREASURY STRIP		11/15/2024	4.44	\$ 100,000.00	\$ 51,822.00	\$ 70,883.00	11/24/2009
194730	302 DPTF	912833LT5	US TREASURY STRIP		11/15/2024	4.56	\$ 50,000.00	\$ 25,675.50	\$ 35,441.50	1/28/2010
201936	302 DPTF	912833LT5	US TREASURY STRIP		11/15/2024	3.81	\$ 50,000.00	\$ 29,484.00	\$ 35,441.50	11/17/2010
202151	302 DPTF	912833LT5	US TREASURY STRIP		11/15/2024	3.94	\$ 50,000.00	\$ 28,988.50	\$ 35,441.50	11/24/2010
203391	302 DPTF	912833LT5	US TREASURY STRIP		11/15/2024	4.36	\$ 100,000.00	\$ 55,167.00	\$ 70,883.00	1/31/2011
180372	302 DPTF	912833LU2	US TREASURY STRIP		2/15/2025	4.99	\$ 50,000.00	\$ 20,723.00	\$ 35,075.00	4/3/2007
180524	302 DPTF	912833LU2	US TREASURY STRIP		2/15/2025	5.10	\$ 100,000.00	\$ 40,692.00	\$ 70,150.00	4/12/2007
180740	302 DPTF	912833LU2	US TREASURY STRIP		2/15/2025	4.98	\$ 100,000.00	\$ 41,671.00	\$ 70,150.00	4/30/2007
184842	302 DPTF	912833LU2	US TREASURY STRIP		2/15/2025	4.83	\$ 10,000.00	\$ 4,450.19	\$ 7,015.00	2/28/2008
185232	302 DPTF	912833LU2	US TREASURY STRIP		2/15/2025	4.47	\$ 10,000.00	\$ 4,740.00	\$ 7,015.00	3/27/2008
185275	302 DPTF	912833LU2	US TREASURY STRIP		2/15/2025	4.44	\$ 50,000.00	\$ 23,820.50	\$ 35,075.00	3/28/2008
185601	302 DPTF	912833LU2	US TREASURY STRIP		2/15/2025	4.46	\$ 50,000.00	\$ 23,797.00	\$ 35,075.00	4/16/2008
185623	302 DPTF	912833LU2	US TREASURY STRIP		2/15/2025	4.41	\$ 10,000.00	\$ 4,800.00	\$ 7,015.00	4/16/2008
185887	302 DPTF	912833LU2	US TREASURY STRIP		2/15/2025	4.78	\$ 25,000.00	\$ 11,305.75	\$ 17,537.50	4/28/2008
190601	302 DPTF	912833LU2	US TREASURY STRIP		2/15/2025	3.96	\$ 50,000.00	\$ 26,736.50	\$ 35,075.00	2/27/2009
190832	302 DPTF	912833LU2	US TREASURY STRIP		2/15/2025	4.09	\$ 50,000.00	\$ 26,256.50	\$ 35,075.00	3/20/2009
190958	302 DPTF	912833LU2	US TREASURY STRIP		2/15/2025	4.03	\$ 100,000.00	\$ 53,103.00	\$ 70,150.00	3/30/2009
191124	302 DPTF	912833LU2	US TREASURY STRIP		2/15/2025	3.81	\$ 5,000.00	\$ 2,750.00	\$ 3,507.50	4/13/2009
191215	302 DPTF	912833LU2	US TREASURY STRIP		2/15/2025	4.09	\$ 50,000.00	\$ 26,355.50	\$ 35,075.00	4/16/2009
191862	302 DPTF	912833LU2	US TREASURY STRIP		2/15/2025	4.07	\$ 50,000.00	\$ 26,435.00	\$ 35,075.00	4/24/2009
194861	302 DPTF	912833LU2	US TREASURY STRIP		2/15/2025	4.69	\$ 100,000.00	\$ 49,845.00	\$ 70,150.00	2/8/2010
195185	302 DPTF	912833LU2	US TREASURY STRIP		2/15/2025	4.68	\$ 50,000.00	\$ 25,037.00	\$ 35,075.00	3/3/2010
195392	302 DPTF	912833LU2	US TREASURY STRIP		2/15/2025	4.72	\$ 100,000.00	\$ 49,804.00	\$ 70,150.00	3/12/2010
195861	302 DPTF	912833LU2	US TREASURY STRIP		2/15/2025	4.88	\$ 50,000.00	\$ 24,416.00	\$ 35,075.00	4/8/2010
196886	302 DPTF	912833LU2	US TREASURY STRIP		2/15/2025	4.60	\$ 50,000.00	\$ 25,530.00	\$ 35,075.00	4/30/2010
203860	302 DPTF	912833LU2	US TREASURY STRIP		2/15/2025	4.41	\$ 50,000.00	\$ 27,180.00	\$ 35,075.00	2/28/2011
204507	302 DPTF	912833LU2	US TREASURY STRIP		2/15/2025	4.51	\$ 100,000.00	\$ 53,930.00	\$ 70,150.00	4/12/2011
205420	302 DPTF	912833LU2	US TREASURY STRIP		2/15/2025	4.20	\$ 100,000.00	\$ 56,398.00	\$ 70,150.00	5/5/2011
181171	302 DPTF	912833LV0	US TREASURY STRIP		5/15/2025	5.18	\$ 50,000.00	\$ 19,959.50	\$ 34,703.00	5/31/2007
181419	302 DPTF	912833LV0	US TREASURY STRIP		5/15/2025	5.42	\$ 50,000.00	\$ 19,228.50	\$ 34,703.00	6/26/2007
181560	302 DPTF	912833LV0	US TREASURY STRIP		5/15/2025	5.29	\$ 50,000.00	\$ 19,671.00	\$ 34,703.00	7/6/2007
181866	302 DPTF	912833LV0	US TREASURY STRIP		5/15/2025	5.21	\$ 100,000.00	\$ 40,080.00	\$ 69,406.00	7/30/2007

PGM: INVS\_MONTHEND\_INVENTORY  
 SOURCE: VisualQED  
 MODEL: INVENTORY  
 BASIS: SETTLEMENT  
 AS-OF: 9/30/2011

**JOSH MANDEL**  
**TREASURER, STATE OF OHIO**

INVESTMENT INVENTORY  
 SETTLED POSITIONS AS OF: 09/30/11

INVT#	FUND	CUSIP	DESCRIPTION	RATE	MATURITY	YIELD	PAR AMOUNT	BOOK VALUE	MARKET VALUE	1ST PUR
186424	302 DPTF	912833LV0	US TREASURY STRIP		5/15/2025	4.74	\$ 50,000.00	\$ 22,582.00	\$ 34,703.00	5/27/2008
186669	302 DPTF	912833LV0	US TREASURY STRIP		5/15/2025	4.86	\$ 25,000.00	\$ 11,087.50	\$ 17,351.50	6/9/2008
187232	302 DPTF	912833LV0	US TREASURY STRIP		5/15/2025	4.65	\$ 10,000.00	\$ 4,607.10	\$ 6,940.60	7/11/2008
192221	302 DPTF	912833LV0	US TREASURY STRIP		5/15/2025	4.59	\$ 150,000.00	\$ 72,570.00	\$ 104,109.00	5/13/2009
193239	302 DPTF	912833LV0	US TREASURY STRIP		5/15/2025	4.73	\$ 50,000.00	\$ 23,949.52	\$ 34,703.00	8/18/2009
197106	302 DPTF	912833LV0	US TREASURY STRIP		5/15/2025	4.38	\$ 306,000.00	\$ 159,702.01	\$ 212,382.36	5/11/2010
197199	302 DPTF	912833LV0	US TREASURY STRIP		5/15/2025	4.42	\$ 25,000.00	\$ 12,980.00	\$ 17,351.50	5/14/2010
198379	302 DPTF	912833LV0	US TREASURY STRIP		5/15/2025	4.00	\$ 50,000.00	\$ 27,752.50	\$ 34,703.00	6/30/2010
198708	302 DPTF	912833LV0	US TREASURY STRIP		5/15/2025	4.03	\$ 100,000.00	\$ 55,350.00	\$ 69,406.00	7/13/2010
205479	302 DPTF	912833LV0	US TREASURY STRIP		5/15/2025	4.17	\$ 100,000.00	\$ 56,083.00	\$ 69,406.00	5/9/2011
206124	302 DPTF	912833LV0	US TREASURY STRIP		5/15/2025	3.95	\$ 100,000.00	\$ 58,012.00	\$ 69,406.00	6/13/2011
206330	302 DPTF	912833LV0	US TREASURY STRIP		5/15/2025	3.96	\$ 50,000.00	\$ 28,997.00	\$ 34,703.00	6/23/2011
206376	302 DPTF	912833LV0	US TREASURY STRIP		5/15/2025	3.98	\$ 50,000.00	\$ 28,917.00	\$ 34,703.00	6/27/2011
186338	305 DPTF	912833LV0	US TREASURY STRIP		5/15/2025	4.81	\$ 7,538,000.00	\$ 3,362,475.66	\$ 5,231,824.28	5/22/2008
178337	302 DPTF	912833LW8	US TREASURY STRIP		8/15/2025	4.91	\$ 50,000.00	\$ 20,025.00	\$ 34,339.50	10/4/2006
178591	302 DPTF	912833LW8	US TREASURY STRIP		8/15/2025	5.06	\$ 138,000.00	\$ 53,924.88	\$ 94,777.02	10/26/2006
179001	302 DPTF	912833LW8	US TREASURY STRIP		8/15/2025	4.81	\$ 50,000.00	\$ 20,561.50	\$ 34,339.50	11/28/2006
182225	302 DPTF	912833LW8	US TREASURY STRIP		8/15/2025	5.11	\$ 100,000.00	\$ 40,395.00	\$ 68,679.00	8/28/2007
182556	302 DPTF	912833LW8	US TREASURY STRIP		8/15/2025	5.15	\$ 100,000.00	\$ 40,300.00	\$ 68,679.00	9/25/2007
182761	302 DPTF	912833LW8	US TREASURY STRIP		8/15/2025	4.97	\$ 100,000.00	\$ 41,591.00	\$ 68,679.00	10/5/2007
188072	302 DPTF	912833LW8	US TREASURY STRIP		8/15/2025	4.41	\$ 50,000.00	\$ 23,900.00	\$ 34,339.50	9/15/2008
193258	302 DPTF	912833LW8	US TREASURY STRIP		8/15/2025	4.70	\$ 100,000.00	\$ 47,575.25	\$ 68,679.00	8/18/2009
199566	302 DPTF	912833LW8	US TREASURY STRIP		8/15/2025	3.85	\$ 50,000.00	\$ 28,213.50	\$ 34,339.50	8/13/2010
200628	302 DPTF	912833LW8	US TREASURY STRIP		8/15/2025	3.66	\$ 100,000.00	\$ 58,269.00	\$ 68,679.00	9/24/2010
207490	302 DPTF	912833LW8	US TREASURY STRIP		8/15/2025	2.75	\$ 50,000.00	\$ 34,194.00	\$ 34,339.50	9/23/2011
188167	305 DPTF	912833LW8	US TREASURY STRIP		8/15/2025	4.25	\$ 576,000.00	\$ 283,253.76	\$ 395,591.04	9/22/2008
179299	302 DPTF	912833LX6	US TREASURY STRIP		11/15/2025	4.84	\$ 250,000.00	\$ 101,300.00	\$ 169,802.50	12/18/2006
179705	302 DPTF	912833LX6	US TREASURY STRIP		11/15/2025	5.15	\$ 150,000.00	\$ 57,760.50	\$ 101,881.50	1/31/2007
183735	302 DPTF	912833LX6	US TREASURY STRIP		11/15/2025	4.60	\$ 50,000.00	\$ 22,105.00	\$ 33,960.50	12/5/2007
183942	302 DPTF	912833LX6	US TREASURY STRIP		11/15/2025	4.89	\$ 100,000.00	\$ 42,101.00	\$ 67,921.00	12/19/2007
184232	302 DPTF	912833LX6	US TREASURY STRIP		11/15/2025	4.57	\$ 150,000.00	\$ 66,975.00	\$ 101,881.50	1/10/2008
189219	302 DPTF	912833LX6	US TREASURY STRIP		11/15/2025	4.50	\$ 100,000.00	\$ 46,964.00	\$ 67,921.00	11/21/2008
189266	302 DPTF	912833LX6	US TREASURY STRIP		11/15/2025	4.37	\$ 5,000.00	\$ 2,400.00	\$ 3,396.05	11/21/2008
189964	302 DPTF	912833LX6	US TREASURY STRIP		11/15/2025	3.58	\$ 250,000.00	\$ 137,542.50	\$ 169,802.50	1/12/2009
190252	302 DPTF	912833LX6	US TREASURY STRIP		11/15/2025	3.94	\$ 100,000.00	\$ 52,010.00	\$ 67,921.00	2/4/2009
194198	302 DPTF	912833LX6	US TREASURY STRIP		11/15/2025	4.48	\$ 100,000.00	\$ 49,295.00	\$ 67,921.00	11/24/2009
194731	302 DPTF	912833LX6	US TREASURY STRIP		11/15/2025	4.63	\$ 50,000.00	\$ 24,260.00	\$ 33,960.50	1/28/2010
201937	302 DPTF	912833LX6	US TREASURY STRIP		11/15/2025	3.96	\$ 50,000.00	\$ 27,772.50	\$ 33,960.50	11/17/2010
202152	302 DPTF	912833LX6	US TREASURY STRIP		11/15/2025	4.07	\$ 50,000.00	\$ 27,348.50	\$ 33,960.50	11/24/2010
203392	302 DPTF	912833LX6	US TREASURY STRIP		11/15/2025	4.47	\$ 100,000.00	\$ 52,041.00	\$ 67,921.00	1/31/2011
180373	302 DPTF	912833LY4	US TREASURY STRIP		2/15/2026	4.97	\$ 50,000.00	\$ 19,799.00	\$ 33,638.50	4/3/2007
180525	302 DPTF	912833LY4	US TREASURY STRIP		2/15/2026	5.08	\$ 100,000.00	\$ 38,853.00	\$ 67,277.00	4/12/2007
180741	302 DPTF	912833LY4	US TREASURY STRIP		2/15/2026	4.97	\$ 100,000.00	\$ 39,780.00	\$ 67,277.00	4/30/2007
184843	302 DPTF	912833LY4	US TREASURY STRIP		2/15/2026	4.87	\$ 10,000.00	\$ 4,213.13	\$ 6,727.70	2/28/2008
185233	302 DPTF	912833LY4	US TREASURY STRIP		2/15/2026	4.50	\$ 10,000.00	\$ 4,515.00	\$ 6,727.70	3/27/2008
185276	302 DPTF	912833LY4	US TREASURY STRIP		2/15/2026	4.47	\$ 50,000.00	\$ 22,677.50	\$ 33,638.50	3/28/2008
185602	302 DPTF	912833LY4	US TREASURY STRIP		2/15/2026	4.48	\$ 50,000.00	\$ 22,691.00	\$ 33,638.50	4/16/2008
185624	302 DPTF	912833LY4	US TREASURY STRIP		2/15/2026	4.45	\$ 10,000.00	\$ 4,560.00	\$ 6,727.70	4/16/2008
185888	302 DPTF	912833LY4	US TREASURY STRIP		2/15/2026	4.79	\$ 25,000.00	\$ 10,765.25	\$ 16,819.25	4/28/2008
190602	302 DPTF	912833LY4	US TREASURY STRIP		2/15/2026	3.85	\$ 50,000.00	\$ 26,175.00	\$ 33,638.50	2/27/2009
190833	302 DPTF	912833LY4	US TREASURY STRIP		2/15/2026	4.00	\$ 50,000.00	\$ 25,593.50	\$ 33,638.50	3/20/2009
190959	302 DPTF	912833LY4	US TREASURY STRIP		2/15/2026	3.94	\$ 100,000.00	\$ 51,783.00	\$ 67,277.00	3/30/2009
191125	302 DPTF	912833LY4	US TREASURY STRIP		2/15/2026	3.81	\$ 5,000.00	\$ 2,650.00	\$ 3,363.85	4/13/2009
191216	302 DPTF	912833LY4	US TREASURY STRIP		2/15/2026	4.06	\$ 50,000.00	\$ 25,434.50	\$ 33,638.50	4/16/2009
191863	302 DPTF	912833LY4	US TREASURY STRIP		2/15/2026	4.02	\$ 50,000.00	\$ 25,615.00	\$ 33,638.50	4/24/2009
194862	302 DPTF	912833LY4	US TREASURY STRIP		2/15/2026	4.75	\$ 100,000.00	\$ 47,142.00	\$ 67,277.00	2/8/2010
195186	302 DPTF	912833LY4	US TREASURY STRIP		2/15/2026	4.74	\$ 50,000.00	\$ 23,685.00	\$ 33,638.50	3/3/2010
195393	302 DPTF	912833LY4	US TREASURY STRIP		2/15/2026	4.79	\$ 100,000.00	\$ 47,053.00	\$ 67,277.00	3/12/2010

PGM: INVS\_MONTHEND\_INVENTORY  
 SOURCE: VisualQED  
 MODEL: INVENTORY  
 BASIS: SETTLEMENT  
 AS-OF: 9/30/2011

**JOSH MANDEL**  
**TREASURER, STATE OF OHIO**

INVESTMENT INVENTORY  
 SETTLED POSITIONS AS OF: 09/30/11

INVT#	FUND	CUSIP	DESCRIPTION	RATE	MATURITY	YIELD	PAR AMOUNT	BOOK VALUE	MARKET VALUE	1ST PUR
195862	302 DPTF	912833LY4	US TREASURY STRIP		2/15/2026	4.92	\$ 50,000.00	\$ 23,146.50	\$ 33,638.50	4/8/2010
196887	302 DPTF	912833LY4	US TREASURY STRIP		2/15/2026	4.66	\$ 50,000.00	\$ 24,162.00	\$ 33,638.50	4/30/2010
203861	302 DPTF	912833LY4	US TREASURY STRIP		2/15/2026	4.53	\$ 50,000.00	\$ 25,573.50	\$ 33,638.50	2/28/2011
204508	302 DPTF	912833LY4	US TREASURY STRIP		2/15/2026	4.63	\$ 100,000.00	\$ 50,687.00	\$ 67,277.00	4/12/2011
205421	302 DPTF	912833LY4	US TREASURY STRIP		2/15/2026	4.30	\$ 100,000.00	\$ 53,309.00	\$ 67,277.00	5/5/2011
181172	302 DPTF	912833LZ1	US TREASURY STRIP		5/15/2026	5.17	\$ 50,000.00	\$ 19,017.50	\$ 33,282.00	5/31/2007
181420	302 DPTF	912833LZ1	US TREASURY STRIP		5/15/2026	5.39	\$ 50,000.00	\$ 18,312.00	\$ 33,282.00	6/26/2007
181561	302 DPTF	912833LZ1	US TREASURY STRIP		5/15/2026	5.27	\$ 50,000.00	\$ 18,763.50	\$ 33,282.00	7/6/2007
181867	302 DPTF	912833LZ1	US TREASURY STRIP		5/15/2026	5.12	\$ 100,000.00	\$ 38,682.00	\$ 66,564.00	7/30/2007
186425	302 DPTF	912833LZ1	US TREASURY STRIP		5/15/2026	4.77	\$ 50,000.00	\$ 21,435.50	\$ 33,282.00	5/27/2008
186670	302 DPTF	912833LZ1	US TREASURY STRIP		5/15/2026	4.89	\$ 25,000.00	\$ 10,521.50	\$ 16,641.00	6/9/2008
187233	302 DPTF	912833LZ1	US TREASURY STRIP		5/15/2026	4.69	\$ 10,000.00	\$ 4,375.40	\$ 6,656.40	7/11/2008
192223	302 DPTF	912833LZ1	US TREASURY STRIP		5/15/2026	4.57	\$ 150,000.00	\$ 69,570.00	\$ 99,846.00	5/13/2009
193240	302 DPTF	912833LZ1	US TREASURY STRIP		5/15/2026	4.74	\$ 50,000.00	\$ 22,818.09	\$ 33,282.00	8/18/2009
197107	302 DPTF	912833LZ1	US TREASURY STRIP		5/15/2026	4.40	\$ 306,000.00	\$ 152,333.53	\$ 203,685.84	5/11/2010
197200	302 DPTF	912833LZ1	US TREASURY STRIP		5/15/2026	4.42	\$ 25,000.00	\$ 12,415.50	\$ 16,641.00	5/14/2010
198380	302 DPTF	912833LZ1	US TREASURY STRIP		5/15/2026	4.01	\$ 50,000.00	\$ 26,638.50	\$ 33,282.00	6/30/2010
198709	302 DPTF	912833LZ1	US TREASURY STRIP		5/15/2026	4.07	\$ 100,000.00	\$ 52,800.00	\$ 66,564.00	7/13/2010
205480	302 DPTF	912833LZ1	US TREASURY STRIP		5/15/2026	4.26	\$ 100,000.00	\$ 53,069.00	\$ 66,564.00	5/9/2011
206125	302 DPTF	912833LZ1	US TREASURY STRIP		5/15/2026	4.08	\$ 100,000.00	\$ 54,735.00	\$ 66,564.00	6/13/2011
206329	302 DPTF	912833LZ1	US TREASURY STRIP		5/15/2026	4.09	\$ 50,000.00	\$ 27,378.00	\$ 33,282.00	6/23/2011
206377	302 DPTF	912833LZ1	US TREASURY STRIP		5/15/2026	4.10	\$ 50,000.00	\$ 27,336.00	\$ 33,282.00	6/27/2011
186339	305 DPTF	912833LZ1	US TREASURY STRIP		5/15/2026	4.85	\$ 7,538,000.00	\$ 3,186,689.50	\$ 5,017,594.32	5/22/2008
178592	302 DPTF	912833PA2	US TREASURY STRIP		8/15/2026	5.05	\$ 138,000.00	\$ 51,376.02	\$ 90,874.38	10/26/2006
182226	302 DPTF	912833PA2	US TREASURY STRIP		8/15/2026	5.10	\$ 100,000.00	\$ 38,478.00	\$ 65,851.00	8/28/2007
182557	302 DPTF	912833PA2	US TREASURY STRIP		8/15/2026	5.16	\$ 100,000.00	\$ 38,190.00	\$ 65,851.00	9/25/2007
182762	302 DPTF	912833PA2	US TREASURY STRIP		8/15/2026	4.96	\$ 100,000.00	\$ 39,670.00	\$ 65,851.00	10/5/2007
188073	302 DPTF	912833PA2	US TREASURY STRIP		8/15/2026	4.45	\$ 50,000.00	\$ 22,725.00	\$ 32,925.50	9/15/2008
193259	302 DPTF	912833PA2	US TREASURY STRIP		8/15/2026	4.69	\$ 100,000.00	\$ 45,523.25	\$ 65,851.00	8/18/2009
199565	302 DPTF	912833PA2	US TREASURY STRIP		8/15/2026	3.92	\$ 50,000.00	\$ 26,882.00	\$ 32,925.50	8/13/2010
200629	302 DPTF	912833PA2	US TREASURY STRIP		8/15/2026	3.73	\$ 100,000.00	\$ 55,583.00	\$ 65,851.00	9/24/2010
207491	302 DPTF	912833PA2	US TREASURY STRIP		8/15/2026	2.87	\$ 50,000.00	\$ 32,702.00	\$ 32,925.50	9/23/2011
188168	305 DPTF	912833PA2	US TREASURY STRIP		8/15/2026	4.29	\$ 576,000.00	\$ 269,706.24	\$ 379,301.76	9/22/2008
183736	302 DPTF	912833PB0	US TREASURY STRIP		11/15/2026	4.61	\$ 50,000.00	\$ 21,105.00	\$ 32,602.50	12/5/2007
183943	302 DPTF	912833PB0	US TREASURY STRIP		11/15/2026	4.55	\$ 100,000.00	\$ 42,689.00	\$ 65,205.00	12/19/2007
184233	302 DPTF	912833PB0	US TREASURY STRIP		11/15/2026	4.55	\$ 150,000.00	\$ 64,200.00	\$ 97,807.50	1/10/2008
189220	302 DPTF	912833PB0	US TREASURY STRIP		11/15/2026	4.54	\$ 100,000.00	\$ 44,605.00	\$ 65,205.00	11/21/2008
189267	302 DPTF	912833PB0	US TREASURY STRIP		11/15/2026	4.49	\$ 5,000.00	\$ 2,250.00	\$ 3,260.25	11/21/2008
189965	302 DPTF	912833PB0	US TREASURY STRIP		11/15/2026	3.61	\$ 250,000.00	\$ 132,050.00	\$ 163,012.50	1/12/2009
190254	302 DPTF	912833PB0	US TREASURY STRIP		11/15/2026	3.97	\$ 100,000.00	\$ 49,718.00	\$ 65,205.00	2/4/2009
194199	302 DPTF	912833PB0	US TREASURY STRIP		11/15/2026	4.50	\$ 100,000.00	\$ 46,951.00	\$ 65,205.00	11/24/2009
194732	302 DPTF	912833PB0	US TREASURY STRIP		11/15/2026	4.67	\$ 50,000.00	\$ 23,034.00	\$ 32,602.50	1/28/2010
201938	302 DPTF	912833PB0	US TREASURY STRIP		11/15/2026	4.11	\$ 50,000.00	\$ 26,084.00	\$ 32,602.50	11/17/2010
202153	302 DPTF	912833PB0	US TREASURY STRIP		11/15/2026	4.22	\$ 50,000.00	\$ 25,675.00	\$ 32,602.50	11/24/2010
203393	302 DPTF	912833PB0	US TREASURY STRIP		11/15/2026	4.60	\$ 100,000.00	\$ 48,751.00	\$ 65,205.00	1/31/2011
185625	302 DPTF	912803BK8	US TREASURY STRIP (P)		2/15/2027	4.46	\$ 10,000.00	\$ 4,360.00	\$ 6,568.40	4/16/2008
184844	302 DPTF	912833PC8	US TREASURY STRIP		2/15/2027	4.90	\$ 10,000.00	\$ 3,992.97	\$ 6,460.80	2/28/2008
185234	302 DPTF	912833PC8	US TREASURY STRIP		2/15/2027	4.46	\$ 10,000.00	\$ 4,350.00	\$ 6,460.80	3/27/2008
185277	302 DPTF	912833PC8	US TREASURY STRIP		2/15/2027	4.46	\$ 50,000.00	\$ 21,736.50	\$ 32,304.00	3/28/2008
185603	302 DPTF	912833PC8	US TREASURY STRIP		2/15/2027	4.50	\$ 50,000.00	\$ 21,628.00	\$ 32,304.00	4/16/2008
185889	302 DPTF	912833PC8	US TREASURY STRIP		2/15/2027	4.68	\$ 25,000.00	\$ 10,477.25	\$ 16,152.00	4/28/2008
190603	302 DPTF	912833PC8	US TREASURY STRIP		2/15/2027	3.93	\$ 50,000.00	\$ 24,864.00	\$ 32,304.00	2/27/2009
190836	302 DPTF	912833PC8	US TREASURY STRIP		2/15/2027	4.04	\$ 50,000.00	\$ 24,427.50	\$ 32,304.00	3/20/2009
190960	302 DPTF	912833PC8	US TREASURY STRIP		2/15/2027	4.01	\$ 100,000.00	\$ 49,194.00	\$ 64,608.00	3/30/2009
191126	302 DPTF	912833PC8	US TREASURY STRIP		2/15/2027	3.81	\$ 5,000.00	\$ 2,550.00	\$ 3,230.40	4/13/2009
191217	302 DPTF	912833PC8	US TREASURY STRIP		2/15/2027	4.06	\$ 50,000.00	\$ 24,411.50	\$ 32,304.00	4/16/2009
191864	302 DPTF	912833PC8	US TREASURY STRIP		2/15/2027	4.03	\$ 50,000.00	\$ 24,565.00	\$ 32,304.00	4/24/2009
194863	302 DPTF	912833PC8	US TREASURY STRIP		2/15/2027	4.80	\$ 100,000.00	\$ 44,608.00	\$ 64,608.00	2/8/2010



PGM: INVS\_MONTHEND\_INVENTORY  
 SOURCE: VisualQED  
 MODEL: INVENTORY  
 BASIS: SETTLEMENT  
 AS-OF: 9/30/2011

**JOSH MANDEL**  
**TREASURER, STATE OF OHIO**

INVESTMENT INVENTORY  
 SETTLED POSITIONS AS OF: 09/30/11

INVT#	FUND	CUSIP	DESCRIPTION	RATE	MATURITY	YIELD	PAR AMOUNT	BOOK VALUE	MARKET VALUE	1ST PUR
195187	302 DPTF	912833PC8	US TREASURY STRIP		2/15/2027	4.79	\$ 50,000.00	\$ 22,413.00	\$ 32,304.00	3/3/2010
195394	302 DPTF	912833PC8	US TREASURY STRIP		2/15/2027	4.85	\$ 100,000.00	\$ 44,414.00	\$ 64,608.00	3/12/2010
195863	302 DPTF	912833PC8	US TREASURY STRIP		2/15/2027	4.96	\$ 50,000.00	\$ 21,881.50	\$ 32,304.00	4/8/2010
196888	302 DPTF	912833PC8	US TREASURY STRIP		2/15/2027	4.71	\$ 50,000.00	\$ 22,895.50	\$ 32,304.00	4/30/2010
203862	302 DPTF	912833PC8	US TREASURY STRIP		2/15/2027	4.63	\$ 50,000.00	\$ 24,078.50	\$ 32,304.00	2/28/2011
204509	302 DPTF	912833PC8	US TREASURY STRIP		2/15/2027	4.71	\$ 100,000.00	\$ 47,823.00	\$ 64,608.00	4/12/2011
205422	302 DPTF	912833PC8	US TREASURY STRIP		2/15/2027	4.40	\$ 100,000.00	\$ 50,336.00	\$ 64,608.00	5/5/2011
186426	302 DPTF	912833PD6	US TREASURY STRIP		5/15/2027	4.79	\$ 50,000.00	\$ 20,372.50	\$ 31,998.50	5/27/2008
186671	302 DPTF	912833PD6	US TREASURY STRIP		5/15/2027	4.90	\$ 25,000.00	\$ 9,998.00	\$ 15,998.25	6/9/2008
187234	302 DPTF	912833PD6	US TREASURY STRIP		5/15/2027	4.70	\$ 10,000.00	\$ 4,164.30	\$ 6,399.30	7/11/2008
192222	302 DPTF	912833PD6	US TREASURY STRIP		5/15/2027	4.58	\$ 150,000.00	\$ 66,435.00	\$ 95,989.50	5/13/2009
193241	302 DPTF	912833PD6	US TREASURY STRIP		5/15/2027	4.72	\$ 50,000.00	\$ 21,864.33	\$ 31,996.50	8/18/2009
197109	302 DPTF	912833PD6	US TREASURY STRIP		5/15/2027	4.44	\$ 306,000.00	\$ 144,946.69	\$ 195,818.58	5/11/2010
197201	302 DPTF	912833PD6	US TREASURY STRIP		5/15/2027	4.47	\$ 25,000.00	\$ 11,795.50	\$ 15,998.25	5/14/2010
198381	302 DPTF	912833PD6	US TREASURY STRIP		5/15/2027	4.04	\$ 50,000.00	\$ 25,454.50	\$ 31,996.50	6/30/2010
198710	302 DPTF	912833PD6	US TREASURY STRIP		5/15/2027	4.10	\$ 100,000.00	\$ 50,450.00	\$ 63,993.00	7/13/2010
205481	302 DPTF	912833PD6	US TREASURY STRIP		5/15/2027	4.35	\$ 100,000.00	\$ 50,215.00	\$ 63,993.00	5/9/2011
206126	302 DPTF	912833PD6	US TREASURY STRIP		5/15/2027	4.15	\$ 100,000.00	\$ 51,998.00	\$ 63,993.00	6/13/2011
206328	302 DPTF	912833PD6	US TREASURY STRIP		5/15/2027	4.17	\$ 50,000.00	\$ 25,947.00	\$ 31,996.50	6/23/2011
206378	302 DPTF	912833PD6	US TREASURY STRIP		5/15/2027	4.18	\$ 50,000.00	\$ 25,908.00	\$ 31,996.50	6/27/2011
186340	305 DPTF	912833PD6	US TREASURY STRIP		5/15/2027	4.83	\$ 7,538,000.00	\$ 3,045,578.14	\$ 4,823,792.34	5/22/2008
178593	302 DPTF	912833PE4	US TREASURY STRIP		8/15/2027	5.02	\$ 138,000.00	\$ 49,154.22	\$ 87,380.22	10/26/2006
188074	302 DPTF	912833PE4	US TREASURY STRIP		8/15/2027	4.45	\$ 50,000.00	\$ 21,750.00	\$ 31,659.50	9/15/2008
193260	302 DPTF	912833PE4	US TREASURY STRIP		8/15/2027	4.65	\$ 100,000.00	\$ 43,702.25	\$ 63,319.00	8/18/2009
199567	302 DPTF	912833PE4	US TREASURY STRIP		8/15/2027	3.98	\$ 50,000.00	\$ 25,602.50	\$ 31,659.50	8/13/2010
200630	302 DPTF	912833PE4	US TREASURY STRIP		8/15/2027	3.82	\$ 100,000.00	\$ 52,817.00	\$ 63,319.00	9/24/2010
207493	302 DPTF	912833PE4	US TREASURY STRIP		8/15/2027	2.96	\$ 50,000.00	\$ 31,345.50	\$ 31,659.50	9/23/2011
188169	305 DPTF	912833PE4	US TREASURY STRIP		8/15/2027	4.32	\$ 576,000.00	\$ 256,982.40	\$ 364,717.44	9/22/2008
189221	302 DPTF	912833QB9	US TREASURY STRIP		11/15/2027	4.59	\$ 100,000.00	\$ 42,253.00	\$ 62,695.00	11/21/2008
189268	302 DPTF	912833QB9	US TREASURY STRIP		11/15/2027	4.50	\$ 5,000.00	\$ 2,150.00	\$ 3,134.75	11/21/2008
189966	302 DPTF	912833QB9	US TREASURY STRIP		11/15/2027	3.64	\$ 250,000.00	\$ 126,822.50	\$ 156,737.50	1/12/2009
190255	302 DPTF	912833QB9	US TREASURY STRIP		11/15/2027	4.05	\$ 100,000.00	\$ 47,103.00	\$ 62,695.00	2/4/2009
194200	302 DPTF	912833QB9	US TREASURY STRIP		11/15/2027	4.52	\$ 100,000.00	\$ 44,817.00	\$ 62,695.00	11/24/2009
194733	302 DPTF	912833QB9	US TREASURY STRIP		11/15/2027	4.70	\$ 50,000.00	\$ 21,877.50	\$ 31,347.50	1/28/2010
201939	302 DPTF	912833QB9	US TREASURY STRIP		11/15/2027	4.20	\$ 50,000.00	\$ 24,671.50	\$ 31,347.50	11/17/2010
202155	302 DPTF	912833QB9	US TREASURY STRIP		11/15/2027	4.30	\$ 50,000.00	\$ 24,284.50	\$ 31,347.50	11/24/2010
203394	302 DPTF	912833QB9	US TREASURY STRIP		11/15/2027	4.66	\$ 100,000.00	\$ 46,118.00	\$ 62,695.00	1/31/2011
184845	302 DPTF	912833RY8	US TREASURY STRIP		2/15/2028	4.89	\$ 10,000.00	\$ 3,811.70	\$ 6,207.20	2/28/2008
185235	302 DPTF	912833RY8	US TREASURY STRIP		2/15/2028	4.48	\$ 10,000.00	\$ 4,145.00	\$ 6,207.20	3/27/2008
185626	302 DPTF	912833RY8	US TREASURY STRIP		2/15/2028	4.52	\$ 10,000.00	\$ 4,125.00	\$ 6,207.20	4/16/2008
185890	302 DPTF	912833RY8	US TREASURY STRIP		2/15/2028	4.66	\$ 25,000.00	\$ 10,042.25	\$ 15,518.00	4/28/2008
190604	302 DPTF	912833RY8	US TREASURY STRIP		2/15/2028	3.76	\$ 50,000.00	\$ 24,675.00	\$ 31,036.00	2/27/2009
190835	302 DPTF	912833RY8	US TREASURY STRIP		2/15/2028	4.06	\$ 50,000.00	\$ 23,383.00	\$ 31,036.00	3/20/2009
190961	302 DPTF	912833RY8	US TREASURY STRIP		2/15/2028	4.02	\$ 100,000.00	\$ 47,190.00	\$ 62,072.00	3/30/2009
191127	302 DPTF	912833RY8	US TREASURY STRIP		2/15/2028	3.82	\$ 5,000.00	\$ 2,450.00	\$ 3,103.60	4/13/2009
191218	302 DPTF	912833RY8	US TREASURY STRIP		2/15/2028	4.09	\$ 50,000.00	\$ 23,318.00	\$ 31,036.00	4/16/2009
191865	302 DPTF	912833RY8	US TREASURY STRIP		2/15/2028	4.05	\$ 50,000.00	\$ 23,510.00	\$ 31,036.00	4/24/2009
194864	302 DPTF	912833RY8	US TREASURY STRIP		2/15/2028	4.82	\$ 100,000.00	\$ 42,392.00	\$ 62,072.00	2/8/2010
195188	302 DPTF	912833RY8	US TREASURY STRIP		2/15/2028	4.80	\$ 50,000.00	\$ 21,336.00	\$ 31,036.00	3/3/2010
195395	302 DPTF	912833RY8	US TREASURY STRIP		2/15/2028	4.88	\$ 100,000.00	\$ 42,132.00	\$ 62,072.00	3/12/2010
195864	302 DPTF	912833RY8	US TREASURY STRIP		2/15/2028	4.99	\$ 50,000.00	\$ 20,752.00	\$ 31,036.00	4/8/2010
196889	302 DPTF	912833RY8	US TREASURY STRIP		2/15/2028	4.73	\$ 50,000.00	\$ 21,770.00	\$ 31,036.00	4/30/2010
203863	302 DPTF	912833RY8	US TREASURY STRIP		2/15/2028	4.70	\$ 50,000.00	\$ 22,739.50	\$ 31,036.00	2/28/2011
204510	302 DPTF	912833RY8	US TREASURY STRIP		2/15/2028	4.75	\$ 100,000.00	\$ 45,348.00	\$ 62,072.00	4/12/2011
205423	302 DPTF	912833RY8	US TREASURY STRIP		2/15/2028	4.46	\$ 100,000.00	\$ 47,680.00	\$ 62,072.00	5/5/2011
186672	302 DPTF	912833WQ9	US TREASURY STRIP		5/15/2028	4.88	\$ 25,000.00	\$ 9,572.00	\$ 15,372.75	6/9/2008
187235	302 DPTF	912833WQ9	US TREASURY STRIP		5/15/2028	4.68	\$ 10,000.00	\$ 3,993.00	\$ 6,149.10	7/11/2008
192224	302 DPTF	912833WQ9	US TREASURY STRIP		5/15/2028	4.57	\$ 150,000.00	\$ 63,585.00	\$ 92,236.50	5/13/2009

PGM: INVS\_MONTHEND\_INVENTORY  
 SOURCE: VisualQED  
 MODEL: INVENTORY  
 BASIS: SETTLEMENT  
 AS-OF: 9/30/2011

**JOSH MANDEL**  
**TREASURER, STATE OF OHIO**

INVESTMENT INVENTORY  
 SETTLED POSITIONS AS OF: 09/30/11

INVT#	FUND	CUSIP	DESCRIPTION	RATE	MATURITY	YIELD	PAR AMOUNT	BOOK VALUE	MARKET VALUE	1ST PUR
193242	302 DPTF	912833WQ9	US TREASURY STRIP		5/15/2028	4.34	\$ 50,000.00	\$ 22,379.83	\$ 30,745.50	8/18/2009
197110	302 DPTF	912833WQ9	US TREASURY STRIP		5/15/2028	4.48	\$ 306,000.00	\$ 137,853.61	\$ 188,162.46	5/11/2010
197202	302 DPTF	912833WQ9	US TREASURY STRIP		5/15/2028	4.52	\$ 25,000.00	\$ 11,177.00	\$ 15,372.75	5/14/2010
198382	302 DPTF	912833WQ9	US TREASURY STRIP		5/15/2028	4.09	\$ 50,000.00	\$ 24,247.50	\$ 30,745.50	6/30/2010
198711	302 DPTF	912833WQ9	US TREASURY STRIP		5/15/2028	4.13	\$ 100,000.00	\$ 48,200.00	\$ 61,491.00	7/13/2010
205482	302 DPTF	912833WQ9	US TREASURY STRIP		5/15/2028	4.41	\$ 100,000.00	\$ 47,643.00	\$ 61,491.00	5/9/2011
206127	302 DPTF	912833WQ9	US TREASURY STRIP		5/15/2028	4.20	\$ 100,000.00	\$ 49,493.00	\$ 61,491.00	6/13/2011
206327	302 DPTF	912833WQ9	US TREASURY STRIP		5/15/2028	4.23	\$ 50,000.00	\$ 24,652.00	\$ 30,745.50	6/23/2011
206379	302 DPTF	912833WQ9	US TREASURY STRIP		5/15/2028	4.24	\$ 50,000.00	\$ 24,620.50	\$ 30,745.50	6/27/2011
186341	305 DPTF	912833WQ9	US TREASURY STRIP		5/15/2028	4.81	\$ 7,538,000.00	\$ 2,914,416.94	\$ 4,635,191.58	5/22/2008
178594	302 DPTF	912833RZ5	US TREASURY STRIP		8/15/2028	5.00	\$ 138,000.00	\$ 46,993.14	\$ 84,196.56	10/26/2006
193261	302 DPTF	912833RZ5	US TREASURY STRIP		8/15/2028	4.66	\$ 100,000.00	\$ 41,670.25	\$ 61,012.00	8/18/2009
199568	302 DPTF	912833RZ5	US TREASURY STRIP		8/15/2028	4.04	\$ 50,000.00	\$ 24,355.00	\$ 30,506.00	8/13/2010
200631	302 DPTF	912833RZ5	US TREASURY STRIP		8/15/2028	3.89	\$ 100,000.00	\$ 50,193.00	\$ 61,012.00	9/24/2010
207494	302 DPTF	912833RZ5	US TREASURY STRIP		8/15/2028	3.04	\$ 50,000.00	\$ 30,028.50	\$ 30,506.00	9/23/2011
188170	305 DPTF	912833RZ5	US TREASURY STRIP		8/15/2028	4.30	\$ 576,000.00	\$ 247,104.00	\$ 351,429.12	9/22/2008
189269	302 DPTF	912833WR7	US TREASURY STRIP		11/15/2028	4.39	\$ 5,000.00	\$ 2,100.00	\$ 3,018.15	11/21/2008
194201	302 DPTF	912833WR7	US TREASURY STRIP		11/15/2028	4.53	\$ 100,000.00	\$ 42,737.00	\$ 60,363.00	11/24/2009
194734	302 DPTF	912833WR7	US TREASURY STRIP		11/15/2028	4.72	\$ 50,000.00	\$ 20,819.50	\$ 30,181.50	1/28/2010
201940	302 DPTF	912833WR7	US TREASURY STRIP		11/15/2028	4.27	\$ 50,000.00	\$ 23,377.00	\$ 30,181.50	11/17/2010
202156	302 DPTF	912833WR7	US TREASURY STRIP		11/15/2028	4.35	\$ 50,000.00	\$ 23,077.00	\$ 30,181.50	11/24/2010
203395	302 DPTF	912833WR7	US TREASURY STRIP		11/15/2028	4.70	\$ 100,000.00	\$ 43,735.00	\$ 60,363.00	1/31/2011
184846	302 DPTF	912833XN5	US TREASURY STRIP		2/15/2029	4.87	\$ 10,000.00	\$ 3,646.82	\$ 5,976.60	2/28/2008
185236	302 DPTF	912833XN5	US TREASURY STRIP		2/15/2029	4.44	\$ 10,000.00	\$ 4,000.00	\$ 5,976.60	3/27/2008
185627	302 DPTF	912833XN5	US TREASURY STRIP		2/15/2029	4.46	\$ 10,000.00	\$ 3,990.00	\$ 5,976.60	4/16/2008
185891	302 DPTF	912833XN5	US TREASURY STRIP		2/15/2029	4.66	\$ 25,000.00	\$ 9,590.25	\$ 14,941.50	4/28/2008
191128	302 DPTF	912833XN5	US TREASURY STRIP		2/15/2029	3.84	\$ 5,000.00	\$ 2,350.00	\$ 2,988.30	4/13/2009
194865	302 DPTF	912833XN5	US TREASURY STRIP		2/15/2029	4.82	\$ 100,000.00	\$ 40,420.00	\$ 59,766.00	2/8/2010
195189	302 DPTF	912833XN5	US TREASURY STRIP		2/15/2029	4.55	\$ 50,000.00	\$ 21,321.50	\$ 29,883.00	3/3/2010
195396	302 DPTF	912833XN5	US TREASURY STRIP		2/15/2029	4.90	\$ 100,000.00	\$ 40,031.00	\$ 59,766.00	3/12/2010
195865	302 DPTF	912833XN5	US TREASURY STRIP		2/15/2029	5.01	\$ 50,000.00	\$ 19,674.00	\$ 29,883.00	4/8/2010
196890	302 DPTF	912833XN5	US TREASURY STRIP		2/15/2029	4.74	\$ 50,000.00	\$ 20,728.50	\$ 29,883.00	4/30/2010
203864	302 DPTF	912833XN5	US TREASURY STRIP		2/15/2029	4.76	\$ 50,000.00	\$ 21,484.00	\$ 29,883.00	2/28/2011
204511	302 DPTF	912833XN5	US TREASURY STRIP		2/15/2029	4.81	\$ 100,000.00	\$ 42,819.00	\$ 59,766.00	4/12/2011
205424	302 DPTF	912833XN5	US TREASURY STRIP		2/15/2029	4.52	\$ 100,000.00	\$ 45,195.00	\$ 59,766.00	5/5/2011
186673	302 DPTF	912833XS4	US TREASURY STRIP		5/15/2029	4.87	\$ 25,000.00	\$ 9,140.50	\$ 14,792.50	6/9/2008
187236	302 DPTF	912833XS4	US TREASURY STRIP		5/15/2029	4.67	\$ 10,000.00	\$ 3,824.10	\$ 5,917.00	7/11/2008
197112	302 DPTF	912833XS4	US TREASURY STRIP		5/15/2029	4.49	\$ 306,000.00	\$ 131,543.89	\$ 181,060.20	5/11/2010
197204	302 DPTF	912833XS4	US TREASURY STRIP		5/15/2029	4.56	\$ 25,000.00	\$ 10,619.00	\$ 14,792.50	5/14/2010
198383	302 DPTF	912833XS4	US TREASURY STRIP		5/15/2029	4.15	\$ 50,000.00	\$ 23,037.00	\$ 29,585.00	6/30/2010
198712	302 DPTF	912833XS4	US TREASURY STRIP		5/15/2029	4.19	\$ 100,000.00	\$ 45,800.00	\$ 59,170.00	7/13/2010
205483	302 DPTF	912833XS4	US TREASURY STRIP		5/15/2029	4.45	\$ 100,000.00	\$ 45,223.00	\$ 59,170.00	5/9/2011
206128	302 DPTF	912833XS4	US TREASURY STRIP		5/15/2029	4.28	\$ 100,000.00	\$ 46,816.00	\$ 59,170.00	6/13/2011
206326	302 DPTF	912833XS4	US TREASURY STRIP		5/15/2029	4.28	\$ 50,000.00	\$ 23,435.00	\$ 29,585.00	6/23/2011
206381	302 DPTF	912833XS4	US TREASURY STRIP		5/15/2029	4.30	\$ 50,000.00	\$ 23,374.50	\$ 29,585.00	6/27/2011
186343	305 DPTF	912833XS4	US TREASURY STRIP		5/15/2029	4.83	\$ 7,538,000.00	\$ 2,772,174.88	\$ 4,460,234.60	5/22/2008
178595	302 DPTF	912833XP0	US TREASURY STRIP		8/15/2029	4.99	\$ 138,000.00	\$ 44,867.94	\$ 80,935.62	10/26/2006
199569	302 DPTF	912833XP0	US TREASURY STRIP		8/15/2029	4.10	\$ 50,000.00	\$ 23,141.00	\$ 29,324.50	8/13/2010
200632	302 DPTF	912833XP0	US TREASURY STRIP		8/15/2029	3.94	\$ 100,000.00	\$ 47,851.00	\$ 58,649.00	9/24/2010
207495	302 DPTF	912833XP0	US TREASURY STRIP		8/15/2029	3.11	\$ 50,000.00	\$ 28,792.50	\$ 29,324.50	9/23/2011
188171	305 DPTF	912833XP0	US TREASURY STRIP		8/15/2029	4.29	\$ 576,000.00	\$ 237,248.64	\$ 337,818.24	9/22/2008
189270	302 DPTF	912833XT2	US TREASURY STRIP		11/15/2029	4.38	\$ 5,000.00	\$ 2,012.50	\$ 2,906.45	11/21/2008
201941	302 DPTF	912833XT2	US TREASURY STRIP		11/15/2029	4.36	\$ 50,000.00	\$ 22,038.00	\$ 29,064.50	11/17/2010
202157	302 DPTF	912833XT2	US TREASURY STRIP		11/15/2029	4.42	\$ 50,000.00	\$ 21,799.50	\$ 29,064.50	11/24/2010
203396	302 DPTF	912833XT2	US TREASURY STRIP		11/15/2029	4.75	\$ 100,000.00	\$ 41,397.00	\$ 58,129.00	1/31/2011
184847	302 DPTF	912833XX3	US TREASURY STRIP		2/15/2030	4.86	\$ 10,000.00	\$ 3,482.97	\$ 5,758.10	2/28/2008
185237	302 DPTF	912833XX3	US TREASURY STRIP		2/15/2030	4.47	\$ 10,000.00	\$ 3,800.00	\$ 5,758.10	3/27/2008
185628	302 DPTF	912833XX3	US TREASURY STRIP		2/15/2030	4.48	\$ 10,000.00	\$ 3,800.00	\$ 5,758.10	4/16/2008

PGM: INVS\_MONTHEND\_INVENTORY  
 SOURCE: VisualQED  
 MODEL: INVENTORY  
 BASIS: SETTLEMENT  
 AS-OF: 9/30/2011

**JOSH MANDEL**  
**TREASURER, STATE OF OHIO**

INVESTMENT INVENTORY  
 SETTLED POSITIONS AS OF: 09/30/11

INVT#	FUND	CUSIP	DESCRIPTION	RATE	MATURITY	YIELD	PAR AMOUNT	BOOK VALUE	MARKET VALUE	1ST PUR
185892	302 DPTF	912833XX3	US TREASURY STRIP		2/15/2030	4.63	\$ 25,000.00	\$ 9,217.25	\$ 14,395.25	4/28/2008
191130	302 DPTF	912833XX3	US TREASURY STRIP		2/15/2030	3.87	\$ 5,000.00	\$ 2,250.00	\$ 2,879.05	4/13/2009
203865	302 DPTF	912833XX3	US TREASURY STRIP		2/15/2030	4.81	\$ 50,000.00	\$ 20,308.00	\$ 28,790.50	2/28/2011
204512	302 DPTF	912833XX3	US TREASURY STRIP		2/15/2030	4.83	\$ 100,000.00	\$ 40,681.00	\$ 57,581.00	4/12/2011
205425	302 DPTF	912833XX3	US TREASURY STRIP		2/15/2030	4.56	\$ 100,000.00	\$ 42,849.00	\$ 57,581.00	5/5/2011
186674	302 DPTF	912833XU9	US TREASURY STRIP		5/15/2030	4.82	\$ 25,000.00	\$ 8,796.00	\$ 14,277.00	6/9/2008
187237	302 DPTF	912833XU9	US TREASURY STRIP		5/15/2030	4.62	\$ 10,000.00	\$ 3,685.50	\$ 7,110.80	7/11/2008
197113	302 DPTF	912833XU9	US TREASURY STRIP		5/15/2030	4.51	\$ 306,000.00	\$ 125,451.43	\$ 174,750.48	5/11/2010
197205	302 DPTF	912833XU9	US TREASURY STRIP		5/15/2030	4.58	\$ 25,000.00	\$ 10,115.50	\$ 14,277.00	5/14/2010
198713	302 DPTF	912833XU9	US TREASURY STRIP		5/15/2030	4.21	\$ 100,000.00	\$ 43,800.00	\$ 57,108.00	7/13/2010
205484	302 DPTF	912833XU9	US TREASURY STRIP		5/15/2030	4.49	\$ 100,000.00	\$ 42,946.00	\$ 57,108.00	5/9/2011
206129	302 DPTF	912833XU9	US TREASURY STRIP		5/15/2030	4.32	\$ 100,000.00	\$ 44,555.00	\$ 57,108.00	6/13/2011
206325	302 DPTF	912833XU9	US TREASURY STRIP		5/15/2030	4.33	\$ 50,000.00	\$ 22,256.50	\$ 28,554.00	6/23/2011
206383	302 DPTF	912833XU9	US TREASURY STRIP		5/15/2030	4.35	\$ 50,000.00	\$ 22,195.00	\$ 28,554.00	6/27/2011
186344	305 DPTF	912833XU9	US TREASURY STRIP		5/15/2030	4.78	\$ 7,538,000.00	\$ 2,669,356.56	\$ 4,304,801.04	5/22/2008
178596	302 DPTF	912833XY1	US TREASURY STRIP		8/15/2030	4.94	\$ 138,000.00	\$ 43,180.20	\$ 78,102.48	10/26/2006
207496	302 DPTF	912833XY1	US TREASURY STRIP		8/15/2030	3.17	\$ 50,000.00	\$ 27,601.50	\$ 28,298.00	9/23/2011
188172	305 DPTF	912833XY1	US TREASURY STRIP		8/15/2030	4.28	\$ 576,000.00	\$ 228,124.80	\$ 325,992.96	9/22/2008
189271	302 DPTF	9128337N4	US TREASURY STRIP		11/15/2030	4.39	\$ 5,000.00	\$ 1,925.00	\$ 2,804.85	11/21/2008
203397	302 DPTF	9128337N4	US TREASURY STRIP		11/15/2030	4.78	\$ 100,000.00	\$ 39,285.00	\$ 56,097.00	1/31/2011
184848	302 DPTF	912803CK7	US TREASURY STRIP (P)		2/15/2031	4.80	\$ 10,000.00	\$ 3,364.63	\$ 5,722.50	2/28/2008
185238	302 DPTF	912833XZ8	US TREASURY STRIP		2/15/2031	4.39	\$ 10,000.00	\$ 3,700.00	\$ 5,558.90	3/27/2008
185629	302 DPTF	912833XZ8	US TREASURY STRIP		2/15/2031	4.40	\$ 10,000.00	\$ 3,700.00	\$ 5,558.90	4/16/2008
185893	302 DPTF	912833XZ8	US TREASURY STRIP		2/15/2031	4.57	\$ 25,000.00	\$ 8,923.25	\$ 13,897.25	4/28/2008
191131	302 DPTF	912833XZ8	US TREASURY STRIP		2/15/2031	3.79	\$ 5,000.00	\$ 2,200.00	\$ 2,779.45	4/13/2009
186675	302 DPTF	9128337P9	US TREASURY STRIP		5/15/2031	4.79	\$ 25,000.00	\$ 8,452.75	\$ 13,784.50	6/9/2008
187238	302 DPTF	9128337P9	US TREASURY STRIP		5/15/2031	4.60	\$ 10,000.00	\$ 3,541.30	\$ 5,513.80	7/11/2008
197114	302 DPTF	9128337P9	US TREASURY STRIP		5/15/2031	4.52	\$ 306,000.00	\$ 119,704.75	\$ 168,722.28	5/11/2010
197207	302 DPTF	9128337P9	US TREASURY STRIP		5/15/2031	4.62	\$ 25,000.00	\$ 9,583.00	\$ 13,784.50	5/14/2010
198714	302 DPTF	9128337P9	US TREASURY STRIP		5/15/2031	4.22	\$ 100,000.00	\$ 41,900.00	\$ 55,138.00	7/13/2010
186345	305 DPTF	9128337P9	US TREASURY STRIP		5/15/2031	4.76	\$ 7,538,000.00	\$ 2,558,246.44	\$ 4,156,302.44	5/22/2008
178597	302 DPTF	9128334S6	US TREASURY STRIP		8/15/2031	4.95	\$ 138,000.00	\$ 41,082.60	\$ 75,367.32	10/26/2006
188173	305 DPTF	9128334S6	US TREASURY STRIP		8/15/2031	4.25	\$ 576,000.00	\$ 219,709.44	\$ 314,576.64	9/22/2008
189272	302 DPTF	9128337Q7	US TREASURY STRIP		11/15/2031	4.45	\$ 5,000.00	\$ 1,818.25	\$ 2,707.30	11/21/2008
184849	302 DPTF	9128334T4	US TREASURY STRIP		2/15/2032	4.30	\$ 10,000.00	\$ 3,607.60	\$ 5,364.90	2/28/2008
185239	302 DPTF	9128334T4	US TREASURY STRIP		2/15/2032	4.42	\$ 10,000.00	\$ 3,520.00	\$ 5,364.90	3/27/2008
185630	302 DPTF	9128334T4	US TREASURY STRIP		2/15/2032	4.39	\$ 10,000.00	\$ 3,550.00	\$ 5,364.90	4/16/2008
185894	302 DPTF	9128334T4	US TREASURY STRIP		2/15/2032	4.55	\$ 25,000.00	\$ 8,568.75	\$ 13,412.25	4/28/2008
191132	302 DPTF	9128334T4	US TREASURY STRIP		2/15/2032	3.73	\$ 5,000.00	\$ 2,150.00	\$ 2,682.45	4/13/2009
186676	302 DPTF	9128337R5	US TREASURY STRIP		5/15/2032	4.77	\$ 25,000.00	\$ 8,090.75	\$ 13,299.25	6/9/2008
187239	302 DPTF	9128337R5	US TREASURY STRIP		5/15/2032	4.58	\$ 10,000.00	\$ 3,399.00	\$ 5,319.70	7/11/2008
197115	302 DPTF	9128337R5	US TREASURY STRIP		5/15/2032	4.52	\$ 306,000.00	\$ 114,450.73	\$ 162,782.82	5/11/2010
197208	302 DPTF	9128337R5	US TREASURY STRIP		5/15/2032	4.63	\$ 25,000.00	\$ 9,127.75	\$ 13,299.25	5/14/2010
198715	302 DPTF	9128337R5	US TREASURY STRIP		5/15/2032	4.22	\$ 100,000.00	\$ 40,200.00	\$ 53,197.00	7/13/2010
186346	305 DPTF	9128337R5	US TREASURY STRIP		5/15/2032	4.78	\$ 7,538,000.00	\$ 2,429,874.30	\$ 4,009,989.86	5/22/2008
188174	305 DPTF	9128334U1	US TREASURY STRIP		8/15/2032	4.24	\$ 576,000.00	\$ 211,392.00	\$ 303,955.20	9/22/2008
189274	302 DPTF	9128337S3	US TREASURY STRIP		11/15/2032	4.30	\$ 5,000.00	\$ 1,802.35	\$ 2,611.85	11/21/2008
185240	302 DPTF	9128334V9	US TREASURY STRIP		2/15/2033	4.39	\$ 10,000.00	\$ 3,395.00	\$ 5,182.60	3/27/2008
185631	302 DPTF	9128334V9	US TREASURY STRIP		2/15/2033	4.36	\$ 10,000.00	\$ 3,425.00	\$ 5,182.60	4/16/2008
185895	302 DPTF	9128334V9	US TREASURY STRIP		2/15/2033	4.55	\$ 25,000.00	\$ 8,192.00	\$ 12,956.50	4/28/2008
191133	302 DPTF	9128334V9	US TREASURY STRIP		2/15/2033	3.67	\$ 5,000.00	\$ 2,100.00	\$ 2,591.30	4/13/2009
186677	302 DPTF	9128337T1	US TREASURY STRIP		5/15/2033	4.78	\$ 25,000.00	\$ 7,699.50	\$ 12,840.75	6/9/2008
187240	302 DPTF	9128337T1	US TREASURY STRIP		5/15/2033	4.57	\$ 10,000.00	\$ 3,258.10	\$ 5,136.30	7/11/2008
197116	302 DPTF	9128337T1	US TREASURY STRIP		5/15/2033	4.53	\$ 306,000.00	\$ 109,083.49	\$ 157,170.78	5/11/2010
197209	302 DPTF	9128337T1	US TREASURY STRIP		5/15/2033	4.65	\$ 25,000.00	\$ 8,693.75	\$ 12,840.75	5/14/2010
198716	302 DPTF	9128337T1	US TREASURY STRIP		5/15/2033	4.24	\$ 100,000.00	\$ 38,350.00	\$ 51,363.00	7/13/2010
186347	305 DPTF	9128337T1	US TREASURY STRIP		5/15/2033	4.75	\$ 7,538,000.00	\$ 2,332,634.10	\$ 3,871,742.94	5/22/2008
188175	305 DPTF	9128334W7	US TREASURY STRIP		8/15/2033	4.24	\$ 576,000.00	\$ 202,705.92	\$ 293,328.00	9/22/2008

PGM: INVS\_MONTHEND\_INVENTORY  
 SOURCE: VisualQED  
 MODEL: INVENTORY  
 BASIS: SETTLEMENT  
 AS-OF: 9/30/2011

**JOSH MANDEL**  
**TREASURER, STATE OF OHIO**

INVESTMENT INVENTORY  
 SETTLED POSITIONS AS OF: 09/30/11

INVT#	FUND	CUSIP	DESCRIPTION	RATE	MATURITY	YIELD	PAR AMOUNT	BOOK VALUE	MARKET VALUE	1ST PUR	
189275	302 DPTF	9128337U8	US TREASURY STRIP		11/15/2033	4.30	\$ 5,000.00	\$ 1,727.25	\$ 2,523.35	11/21/2008	
185241	302 DPTF	9128334X5	US TREASURY STRIP		2/15/2034	4.39	\$ 10,000.00	\$ 3,250.00	\$ 5,001.30	3/27/2008	
185637	302 DPTF	9128334X5	US TREASURY STRIP		2/15/2034	4.34	\$ 10,000.00	\$ 3,300.00	\$ 5,001.30	4/16/2008	
185897	302 DPTF	9128334X5	US TREASURY STRIP		2/15/2034	4.54	\$ 25,000.00	\$ 7,851.25	\$ 12,503.25	4/28/2008	
191134	302 DPTF	9128334X5	US TREASURY STRIP		2/15/2034	3.62	\$ 5,000.00	\$ 2,050.00	\$ 2,500.65	4/13/2009	
186678	302 DPTF	9128337V6	US TREASURY STRIP		5/15/2034	4.77	\$ 25,000.00	\$ 7,362.75	\$ 12,393.00	6/9/2008	
187241	302 DPTF	9128337V6	US TREASURY STRIP		5/15/2034	4.56	\$ 10,000.00	\$ 3,117.50	\$ 4,957.20	7/11/2008	
197117	302 DPTF	9128337V6	US TREASURY STRIP		5/15/2034	4.53	\$ 306,000.00	\$ 104,429.23	\$ 151,690.32	5/11/2010	
197210	302 DPTF	9128337V6	US TREASURY STRIP		5/15/2034	4.65	\$ 25,000.00	\$ 8,303.75	\$ 12,393.00	5/14/2010	
198717	302 DPTF	9128337V6	US TREASURY STRIP		5/15/2034	4.26	\$ 100,000.00	\$ 36,650.00	\$ 49,572.00	7/13/2010	
189276	302 DPTF	9128337W4	US TREASURY STRIP		11/15/2034	4.25	\$ 5,000.00	\$ 1,676.50	\$ 2,432.65	11/21/2008	
185242	302 DPTF	9128334Z0	US TREASURY STRIP		2/15/2035	4.38	\$ 10,000.00	\$ 3,120.00	\$ 4,824.20	3/27/2008	
185632	302 DPTF	9128334Z0	US TREASURY STRIP		2/15/2035	4.35	\$ 10,000.00	\$ 3,150.00	\$ 4,824.20	4/16/2008	
185898	302 DPTF	9128334Z0	US TREASURY STRIP		2/15/2035	4.52	\$ 25,000.00	\$ 7,546.00	\$ 12,060.50	4/28/2008	
191135	302 DPTF	9128334Z0	US TREASURY STRIP		2/15/2035	3.58	\$ 5,000.00	\$ 2,000.00	\$ 2,412.10	4/13/2009	
186679	302 DPTF	912833X88	US TREASURY STRIP		5/15/2035	4.75	\$ 25,000.00	\$ 7,060.75	\$ 11,964.00	6/9/2008	
187242	302 DPTF	912833X88	US TREASURY STRIP		5/15/2035	4.54	\$ 10,000.00	\$ 2,998.90	\$ 4,785.60	7/11/2008	
197118	302 DPTF	912833X88	US TREASURY STRIP		5/15/2035	4.53	\$ 306,000.00	\$ 99,845.35	\$ 146,439.36	5/11/2010	
197211	302 DPTF	912833X88	US TREASURY STRIP		5/15/2035	4.65	\$ 25,000.00	\$ 7,921.25	\$ 11,964.00	5/14/2010	
198718	302 DPTF	912833X88	US TREASURY STRIP		5/15/2035	4.25	\$ 100,000.00	\$ 35,200.00	\$ 47,856.00	7/13/2010	
189277	302 DPTF	912833X96	US TREASURY STRIP		11/15/2035	4.19	\$ 5,000.00	\$ 1,633.15	\$ 2,350.20	11/21/2008	
185243	302 DPTF	9128335B2	US TREASURY STRIP		2/15/2036	4.33	\$ 10,000.00	\$ 3,025.00	\$ 4,660.40	3/27/2008	
185633	302 DPTF	9128335B2	US TREASURY STRIP		2/15/2036	4.28	\$ 10,000.00	\$ 3,075.00	\$ 4,660.40	4/16/2008	
185899	302 DPTF	9128335B2	US TREASURY STRIP		2/15/2036	4.51	\$ 25,000.00	\$ 7,235.75	\$ 11,651.00	4/28/2008	
191136	302 DPTF	9128335B2	US TREASURY STRIP		2/15/2036	3.54	\$ 5,000.00	\$ 1,950.00	\$ 2,330.20	4/13/2009	
186680	302 DPTF	912833Y20	US TREASURY STRIP		5/15/2036	4.73	\$ 25,000.00	\$ 6,773.75	\$ 11,554.50	6/9/2008	
187243	302 DPTF	912833Y20	US TREASURY STRIP		5/15/2036	4.51	\$ 10,000.00	\$ 2,888.50	\$ 4,621.80	7/11/2008	
197119	302 DPTF	912833Y20	US TREASURY STRIP		5/15/2036	4.54	\$ 306,000.00	\$ 95,114.59	\$ 141,427.08	5/11/2010	
197212	302 DPTF	912833Y20	US TREASURY STRIP		5/15/2036	4.66	\$ 25,000.00	\$ 7,554.00	\$ 11,554.50	5/14/2010	
198719	302 DPTF	912833Y20	US TREASURY STRIP		5/15/2036	4.27	\$ 100,000.00	\$ 33,600.00	\$ 46,218.00	7/13/2010	
189278	302 DPTF	912833Y38	US TREASURY STRIP		11/15/2036	4.15	\$ 5,000.00	\$ 1,584.10	\$ 2,269.90	11/21/2008	
185244	302 DPTF	9128337F1	US TREASURY STRIP		2/15/2037	4.33	\$ 10,000.00	\$ 2,900.00	\$ 4,503.10	3/27/2008	
185634	302 DPTF	9128337F1	US TREASURY STRIP		2/15/2037	4.28	\$ 10,000.00	\$ 2,950.00	\$ 4,503.10	4/16/2008	
185900	302 DPTF	9128337F1	US TREASURY STRIP		2/15/2037	4.52	\$ 25,000.00	\$ 6,905.00	\$ 11,257.75	4/28/2008	
191138	302 DPTF	9128337F1	US TREASURY STRIP		2/15/2037	3.51	\$ 5,000.00	\$ 1,900.00	\$ 2,251.55	4/13/2009	
186681	302 DPTF	912833Y46	US TREASURY STRIP		5/15/2037	4.71	\$ 25,000.00	\$ 6,501.00	\$ 11,152.75	6/9/2008	
187244	302 DPTF	912833Y46	US TREASURY STRIP		5/15/2037	4.48	\$ 10,000.00	\$ 2,789.90	\$ 4,461.10	7/11/2008	
197121	302 DPTF	912833Y46	US TREASURY STRIP		5/15/2037	4.56	\$ 306,000.00	\$ 90,637.81	\$ 136,509.66	5/11/2010	
197213	302 DPTF	912833Y46	US TREASURY STRIP		5/15/2037	4.62	\$ 25,000.00	\$ 7,288.75	\$ 11,152.75	5/14/2010	
198720	302 DPTF	912833Y46	US TREASURY STRIP		5/15/2037	4.31	\$ 100,000.00	\$ 31,810.00	\$ 44,611.00	7/13/2010	
189279	302 DPTF	912834AD0	US TREASURY STRIP		11/15/2037	4.10	\$ 5,000.00	\$ 1,542.10	\$ 2,192.85	11/21/2008	
191137	302 DPTF	912833Z60	US TREASURY STRIP		2/15/2038	3.38	\$ 5,000.00	\$ 1,900.00	\$ 2,172.80	4/13/2009	
197123	302 DPTF	912834AE8	US TREASURY STRIP		5/15/2038	4.56	\$ 306,000.00	\$ 86,531.29	\$ 132,240.96	5/11/2010	
197214	302 DPTF	912834AE8	US TREASURY STRIP		5/15/2038	4.67	\$ 25,000.00	\$ 6,861.25	\$ 10,804.00	5/14/2010	
198721	302 DPTF	912834AE8	US TREASURY STRIP		5/15/2038	4.30	\$ 100,000.00	\$ 30,580.00	\$ 43,216.00	7/13/2010	
197124	302 DPTF	912834DV7	US TREASURY STRIP		5/15/2038	4.57	\$ 306,000.00	\$ 82,568.59	\$ 128,520.00	5/11/2010	
197215	302 DPTF	912834DV7	US TREASURY STRIP		5/15/2038	4.69	\$ 25,000.00	\$ 6,511.00	\$ 10,500.00	5/14/2010	
198722	302 DPTF	912834DV7	US TREASURY STRIP		5/15/2038	4.32	\$ 100,000.00	\$ 29,132.00	\$ 42,000.00	7/13/2010	
							\$ 267,196,000.00	\$ 154,599,416.87	\$ 209,787,466.60		
							\$ 846,047,737.28	\$ 488,055,387.03	\$ 757,469,082.51		
207632	400 STAR	06737JX34	BARCLAYS US FUNDING LLC	0.07	10/3/2011	0.07	\$ 50,000,000.00	\$ 49,999,708.33	\$ 49,999,708.33	9/30/2011	
207633	400 STAR	06737JX34	BARCLAYS US FUNDING LLC	0.07	10/3/2011	0.07	\$ 50,000,000.00	\$ 49,999,708.33	\$ 49,999,708.33	9/30/2011	
207634	400 STAR	06737JX34	BARCLAYS US FUNDING LLC	0.07	10/3/2011	0.07	\$ 50,000,000.00	\$ 49,999,708.33	\$ 49,999,708.33	9/30/2011	
207469	400 STAR	4497W1X50	ING (US) FUNDING	0.15	10/5/2011	0.15	\$ 26,000,000.00	\$ 25,998,375.00	\$ 25,998,375.00	9/20/2011	
207516	400 STAR	4497W1X50	ING (US) FUNDING	0.15	10/5/2011	0.15	\$ 50,000,000.00	\$ 49,997,291.67	\$ 49,997,291.67	9/22/2011	

PGM: INVS\_MONTHEND\_INVENTORY  
 SOURCE: VisualQED  
 MODEL: INVENTORY  
 BASIS: SETTLEMENT  
 AS-OF: 9/30/2011

**JOSH MANDEL  
 TREASURER, STATE OF OHIO**

INVESTMENT INVENTORY  
 SETTLED POSITIONS AS OF: 09/30/11

INVT#	FUND	CUSIP	DESCRIPTION	RATE	MATURITY	YIELD	PAR AMOUNT	BOOK VALUE	MARKET VALUE	1ST PUR
207037	400 STAR	36959SXB4	GENERAL ELECTRIC CAPITAL SERV	0.16	10/11/2011	0.16	\$ 25,000,000.00	\$ 24,993,222.22	\$ 24,993,222.22	8/11/2011
207063	400 STAR	36959SXB4	GENERAL ELECTRIC CAPITAL SERV	0.16	10/11/2011	0.16	\$ 50,000,000.00	\$ 49,986,666.67	\$ 49,986,666.67	8/12/2011
207532	400 STAR	4497W1XB7	ING (US) FUNDING	0.14	10/11/2011	0.14	\$ 50,000,000.00	\$ 49,997,083.33	\$ 49,997,083.33	9/26/2011
207533	400 STAR	4497W1XB7	ING (US) FUNDING	0.14	10/11/2011	0.14	\$ 2,000,000.00	\$ 1,999,883.33	\$ 1,999,883.33	9/26/2011
207575	400 STAR	4497W1XB7	ING (US) FUNDING	0.14	10/11/2011	0.14	\$ 30,000,000.00	\$ 29,998,483.33	\$ 29,998,483.33	9/28/2011
207576	400 STAR	4497W1XB7	ING (US) FUNDING	0.14	10/11/2011	0.14	\$ 50,000,000.00	\$ 49,997,472.22	\$ 49,997,472.22	9/28/2011
207608	400 STAR	4497W1XD3	ING (US) FUNDING	0.13	10/13/2011	0.13	\$ 20,000,000.00	\$ 19,998,988.89	\$ 19,998,988.89	9/29/2011
207075	400 STAR	36959SXE8	GENERAL ELECTRIC CAPITAL SERV	0.17	10/14/2011	0.17	\$ 50,000,000.00	\$ 49,985,833.33	\$ 49,985,833.33	8/15/2011
207102	400 STAR	36959SXE8	GENERAL ELECTRIC CAPITAL SERV	0.16	10/14/2011	0.16	\$ 25,000,000.00	\$ 24,993,444.44	\$ 24,993,444.44	8/16/2011
207146	400 STAR	36959JXH1	GENERAL ELECTRIC CAPITAL CORP	0.17	10/17/2011	0.17	\$ 50,000,000.00	\$ 49,985,833.33	\$ 49,985,833.33	8/18/2011
207162	400 STAR	36959JXJ7	GENERAL ELECTRIC CAPITAL CORP	0.17	10/18/2011	0.17	\$ 30,000,000.00	\$ 29,991,500.00	\$ 29,991,500.00	8/19/2011
207177	400 STAR	06416KXM7	BANK OF NOVA SCOTIA	0.14	10/21/2011	0.14	\$ 50,000,000.00	\$ 49,988,333.33	\$ 49,988,333.33	8/22/2011
207230	400 STAR	06416KXQ8	BANK OF NOVA SCOTIA	0.16	10/24/2011	0.16	\$ 25,000,000.00	\$ 24,993,541.67	\$ 24,993,541.67	8/25/2011
207231	400 STAR	06416KXQ8	BANK OF NOVA SCOTIA	0.16	10/24/2011	0.16	\$ 25,000,000.00	\$ 24,993,541.67	\$ 24,993,541.67	8/25/2011
207550	400 STAR	63743DXR7	NATIONAL RURAL UTILITIES	0.10	10/25/2011	0.10	\$ 40,000,000.00	\$ 39,996,888.89	\$ 39,996,888.89	9/27/2011
207344	400 STAR	06416KY79	BANK OF NOVA SCOTIA	0.16	11/7/2011	0.16	\$ 25,000,000.00	\$ 24,993,541.67	\$ 24,993,541.67	9/8/2011
207398	400 STAR	06416KYE4	BANK OF NOVA SCOTIA	0.16	11/14/2011	0.16	\$ 10,000,000.00	\$ 9,997,330.56	\$ 9,997,330.56	9/13/2011
207423	400 STAR	06416KYE4	BANK OF NOVA SCOTIA	0.16	11/14/2011	0.16	\$ 40,000,000.00	\$ 39,989,666.67	\$ 39,989,666.67	9/15/2011
207438	400 STAR	06416KYE4	BANK OF NOVA SCOTIA	0.15	11/14/2011	0.15	\$ 25,000,000.00	\$ 24,993,854.17	\$ 24,993,854.17	9/16/2011
207450	400 STAR	06416KYJ3	BANK OF NOVA SCOTIA	0.15	11/18/2011	0.15	\$ 30,000,000.00	\$ 29,992,750.00	\$ 29,992,750.00	9/19/2011
207399	400 STAR	69372BZC7	PACCAR FINANCIAL CORP	0.14	12/12/2011	0.14	\$ 10,100,000.00	\$ 10,096,465.00	\$ 10,096,465.00	9/13/2011
207470	400 STAR	69372BZL7	PACCAR FINANCIAL CORP	0.19	12/20/2011	0.19	\$ 22,100,000.00	\$ 22,089,385.86	\$ 22,089,385.86	9/20/2011
							\$ 910,200,000.00	\$ 910,048,502.24	\$ 910,048,502.24	
206725	400 STAR	OPNCP8020	US BANK - OPEN COMMERCIAL PAPER	0.12		0.12	\$ 228,000,000.00	\$ 228,000,000.00	\$ 228,000,000.00	7/15/2011
							\$ 228,000,000.00	\$ 228,000,000.00	\$ 228,000,000.00	
205334	400 STAR	31331KEU0	FFCB DEBENTURE	0.23	3/23/2012	0.23	\$ 25,000,000.00	\$ 25,000,000.00	\$ 25,005,250.00	5/2/2011
205213	400 STAR	31331KHZ6	FFCB DEBENTURE	0.27	4/25/2012	0.29	\$ 25,000,000.00	\$ 24,996,375.00	\$ 25,002,500.00	4/25/2011
							\$ 50,000,000.00	\$ 49,996,375.00	\$ 50,007,750.00	
204430	400 STAR	313312NJ5	FFCB DISCOUNT NOTE	0.19	10/24/2011	0.19	\$ 25,000,000.00	\$ 24,973,215.28	\$ 24,999,750.00	4/4/2011
							\$ 25,000,000.00	\$ 24,973,215.28	\$ 24,999,750.00	
203885	400 STAR	313372SB1	FHLB DEBENTURE	0.23	10/21/2011	0.23	\$ 25,000,000.00	\$ 25,000,000.00	\$ 25,001,500.00	2/25/2011
203442	400 STAR	313372KA1	FHLB DEBENTURE	0.25	11/4/2011	0.27	\$ 25,000,000.00	\$ 24,996,663.25	\$ 25,003,000.00	2/4/2011
205358	400 STAR	313373QA3	FHLB DEBENTURE	0.13	11/9/2011	0.14	\$ 50,000,000.00	\$ 49,996,700.00	\$ 50,001,000.00	5/9/2011
205446	400 STAR	313373RJ3	FHLB DEBENTURE	0.12	11/10/2011	0.14	\$ 25,000,000.00	\$ 24,997,000.00	\$ 25,000,250.00	5/10/2011
203755	400 STAR	313372S88	FHLB DEBENTURE	0.25	11/22/2011	0.25	\$ 25,000,000.00	\$ 25,000,000.00	\$ 25,004,750.00	2/22/2011
201815	400 STAR	313371P26	FHLB DEBENTURE	0.30	11/23/2011	0.30	\$ 25,000,000.00	\$ 25,000,000.00	\$ 25,007,500.00	11/23/2010
204258	400 STAR	3133735V0	FHLB DEBENTURE	0.20	12/28/2011	0.24	\$ 25,000,000.00	\$ 24,992,649.50	\$ 25,005,250.00	3/28/2011
204160	400 STAR	3133732T8	FHLB DEBENTURE	0.19	1/9/2012	0.23	\$ 25,000,000.00	\$ 24,991,250.00	\$ 25,005,250.00	3/24/2011
204431	400 STAR	313373DS8	FHLB DEBENTURE	0.24	1/12/2012	0.26	\$ 25,000,000.00	\$ 24,996,261.00	\$ 25,009,000.00	4/12/2011
205540	400 STAR	313373SK9	FHLB DEBENTURE	0.15	2/23/2012	0.17	\$ 25,000,000.00	\$ 24,997,250.00	\$ 25,003,750.00	5/20/2011
205861	400 STAR	313373ZM7	FHLB DEBENTURE	0.22	6/6/2012	0.23	\$ 25,000,000.00	\$ 24,996,581.75	\$ 24,991,500.00	6/6/2011
206416	400 STAR	313374HD5	FHLB DEBENTURE	0.30	7/12/2012	0.30	\$ 25,000,000.00	\$ 25,000,000.00	\$ 24,989,500.00	7/12/2011
206278	400 STAR	313374F70	FHLB DEBENTURE	0.33	7/16/2012	0.33	\$ 25,000,000.00	\$ 25,000,000.00	\$ 24,989,250.00	6/29/2011
206415	400 STAR	313374GZ7	FHLB DEBENTURE	0.35	7/20/2012	0.35	\$ 25,000,000.00	\$ 25,000,000.00	\$ 25,000,250.00	7/5/2011
206499	400 STAR	313374L40	FHLB DEBENTURE	0.40	7/27/2012	0.40	\$ 8,333,333.32	\$ 8,333,333.32	\$ 8,328,666.65	7/18/2011
206681	400 STAR	313374UL2	FHLB DEBENTURE	0.42	8/10/2012	0.42	\$ 25,500,000.00	\$ 25,500,000.00	\$ 25,500,000.00	7/28/2011
206880	400 STAR	3133755H6	FHLB DEBENTURE	0.44	8/28/2012	0.44	\$ 25,000,000.00	\$ 25,000,000.00	\$ 25,020,500.00	8/15/2011
207056	400 STAR	313375D61	FHLB DEBENTURE	0.35	9/10/2012	0.35	\$ 25,000,000.00	\$ 25,000,000.00	\$ 25,006,000.00	9/2/2011
207183	400 STAR	313375GU5	FHLB DEBENTURE	0.43	9/21/2012	0.43	\$ 25,000,000.00	\$ 25,000,000.00	\$ 24,994,500.00	9/12/2011
							\$ 483,833,333.32	\$ 483,797,688.82	\$ 483,861,416.65	
203753	400 STAR	313372S62	FHLB DEBENTURE (INT@MAT)	0.23	10/21/2011	0.23	\$ 25,000,000.00	\$ 24,999,675.00	\$ 25,001,500.00	2/20/2011
205539	400 STAR	313373SL7	FHLB DEBENTURE (INT@MAT)	0.09	11/18/2011	0.12	\$ 25,000,000.00	\$ 24,996,500.00	\$ 24,999,250.00	5/22/2011
205615	400 STAR	313373SL7	FHLB DEBENTURE (INT@MAT)	0.09	11/18/2011	0.12	\$ 25,000,000.00	\$ 24,996,000.00	\$ 24,999,250.00	5/23/2011

PGM: INVS\_MONTHEND\_INVENTORY  
 SOURCE: VisualQED  
 MODEL: INVENTORY  
 BASIS: SETTLEMENT  
 AS-OF: 9/30/2011

**JOSH MANDEL**  
**TREASURER, STATE OF OHIO**

INVESTMENT INVENTORY  
 SETTLED POSITIONS AS OF: 09/30/11

INVT#	FUND	CUSIP	DESCRIPTION	RATE	MATURITY	YIELD	PAR AMOUNT	BOOK VALUE	MARKET VALUE	1ST PUR
204120	400 STAR	3133732C5	FHLB DEBENTURE (INT@MAT)	0.19	12/16/2011	0.21	\$ 25,000,000.00	\$ 24,995,500.00	\$ 25,004,000.00	3/16/2011
206794	400 STAR	313374TE0	FHLB DEBENTURE (INT@MAT)	0.12	2/13/2012	0.16	\$ 25,000,000.00	\$ 24,994,500.00	\$ 25,001,000.00	7/25/2011
207182	400 STAR	313375FH5	FHLB DEBENTURE (INT@MAT)	0.12	2/23/2012	0.16	\$ 25,000,000.00	\$ 24,994,560.00	\$ 25,001,000.00	8/23/2011
206916	400 STAR	3133757H4	FHLB DEBENTURE (INT@MAT)	0.16	3/8/2012	0.19	\$ 25,000,000.00	\$ 24,995,234.50	\$ 25,002,500.00	8/8/2011
							\$ 175,000,000.00	\$ 174,971,969.50	\$ 175,008,500.00	
207119	400 STAR	313384MP1	FHLB DISCOUNT NOTE	0.03	10/5/2011	0.03	\$ 25,000,000.00	\$ 24,998,979.17	\$ 25,000,000.00	8/17/2011
206648	400 STAR	313384MR7	FHLB DISCOUNT NOTE	0.05	10/7/2011	0.05	\$ 50,000,000.00	\$ 49,993,680.56	\$ 50,000,000.00	7/8/2011
206663	400 STAR	313384MR7	FHLB DISCOUNT NOTE	0.04	10/7/2011	0.04	\$ 50,000,000.00	\$ 49,995,111.11	\$ 50,000,000.00	7/11/2011
206827	400 STAR	313384ND7	FHLB DISCOUNT NOTE	0.07	10/19/2011	0.07	\$ 25,000,000.00	\$ 24,996,163.19	\$ 24,999,750.00	7/26/2011
206836	400 STAR	313384NL9	FHLB DISCOUNT NOTE	0.12	10/26/2011	0.12	\$ 25,000,000.00	\$ 24,993,131.94	\$ 24,999,750.00	8/1/2011
206938	400 STAR	313384NV7	FHLB DISCOUNT NOTE	0.05	11/4/2011	0.05	\$ 50,000,000.00	\$ 49,994,312.50	\$ 49,999,000.00	8/5/2011
206939	400 STAR	313384NV7	FHLB DISCOUNT NOTE	0.05	11/4/2011	0.05	\$ 25,000,000.00	\$ 24,997,156.25	\$ 24,999,500.00	8/5/2011
206958	400 STAR	313384NV7	FHLB DISCOUNT NOTE	0.05	11/4/2011	0.05	\$ 20,000,000.00	\$ 19,997,725.00	\$ 19,999,600.00	8/5/2011
207161	400 STAR	313384PK9	FHLB DISCOUNT NOTE	0.06	11/18/2011	0.06	\$ 30,000,000.00	\$ 29,995,829.17	\$ 29,999,100.00	8/19/2011
207386	400 STAR	313384QG7	FHLB DISCOUNT NOTE	0.05	12/9/2011	0.05	\$ 25,000,000.00	\$ 24,997,250.00	\$ 24,999,000.00	9/12/2011
207521	400 STAR	313384QW2	FHLB DISCOUNT NOTE	0.03	12/23/2011	0.03	\$ 25,000,000.00	\$ 24,998,420.14	\$ 24,998,750.00	9/23/2011
207513	400 STAR	313384SX8	FHLB DISCOUNT NOTE	0.06	2/10/2012	0.06	\$ 30,000,000.00	\$ 29,992,950.00	\$ 29,997,900.00	9/22/2011
207574	400 STAR	313384TS8	FHLB DISCOUNT NOTE	0.06	2/29/2012	0.06	\$ 25,000,000.00	\$ 24,993,583.33	\$ 24,998,000.00	9/28/2011
207593	400 STAR	313384UR8	FHLB DISCOUNT NOTE	0.08	3/23/2012	0.08	\$ 25,000,000.00	\$ 24,990,222.22	\$ 24,996,500.00	9/29/2011
							\$ 430,000,000.00	\$ 429,934,514.58	\$ 429,986,850.00	
205956	400 STAR	313396MQ3	FHLMC DISCOUNT NOTE	0.08	10/6/2011	0.08	\$ 25,000,000.00	\$ 24,992,944.44	\$ 25,000,000.00	6/1/2011
204836	400 STAR	313396MV2	FHLMC DISCOUNT NOTE	0.14	10/11/2011	0.14	\$ 22,700,000.00	\$ 22,683,933.44	\$ 22,700,000.00	4/12/2011
207121	400 STAR	313396MV2	FHLMC DISCOUNT NOTE	0.03	10/11/2011	0.03	\$ 19,295,000.00	\$ 19,294,115.65	\$ 19,295,000.00	8/17/2011
207160	400 STAR	313396NB5	FHLMC DISCOUNT NOTE	0.03	10/17/2011	0.03	\$ 25,400,000.00	\$ 25,398,751.17	\$ 25,399,746.00	8/19/2011
206825	400 STAR	313396NJ8	FHLMC DISCOUNT NOTE	0.07	10/24/2011	0.07	\$ 25,000,000.00	\$ 24,995,625.00	\$ 24,999,750.00	7/26/2011
207176	400 STAR	313396NR0	FHLMC DISCOUNT NOTE	0.04	10/31/2011	0.04	\$ 16,298,000.00	\$ 16,296,732.38	\$ 16,297,674.04	8/22/2011
206644	400 STAR	313396NT6	FHLMC DISCOUNT NOTE	0.05	11/2/2011	0.05	\$ 25,000,000.00	\$ 24,995,937.50	\$ 24,999,500.00	7/8/2011
207374	400 STAR	313396PH0	FHLMC DISCOUNT NOTE	0.03	11/16/2011	0.03	\$ 25,000,000.00	\$ 24,998,583.33	\$ 24,999,500.00	9/9/2011
207218	400 STAR	313396PP2	FHLMC DISCOUNT NOTE	0.03	11/22/2011	0.03	\$ 22,500,000.00	\$ 22,498,312.50	\$ 22,499,325.00	8/24/2011
205632	400 STAR	313396PZ0	FHLMC DISCOUNT NOTE	0.10	12/2/2011	0.10	\$ 25,000,000.00	\$ 24,986,111.11	\$ 24,999,250.00	5/16/2011
207427	400 STAR	313396QC0	FHLMC DISCOUNT NOTE	0.04	12/5/2011	0.04	\$ 25,000,000.00	\$ 24,997,750.00	\$ 24,999,000.00	9/15/2011
207243	400 STAR	313396QD8	FHLMC DISCOUNT NOTE	0.03	12/6/2011	0.03	\$ 25,000,000.00	\$ 24,997,875.00	\$ 24,999,000.00	8/26/2011
207339	400 STAR	313396QF3	FHLMC DISCOUNT NOTE	0.04	12/8/2011	0.04	\$ 25,000,000.00	\$ 24,997,444.44	\$ 24,999,000.00	9/7/2011
204074	400 STAR	313396QL0	FHLMC DISCOUNT NOTE	0.20	12/13/2011	0.20	\$ 25,000,000.00	\$ 24,961,250.00	\$ 24,999,000.00	3/9/2011
207338	400 STAR	313396QM8	FHLMC DISCOUNT NOTE	0.04	12/14/2011	0.04	\$ 24,500,000.00	\$ 24,497,332.22	\$ 24,499,020.00	9/7/2011
206350	400 STAR	313396QS5	FHLMC DISCOUNT NOTE	0.14	12/19/2011	0.14	\$ 25,000,000.00	\$ 24,983,031.25	\$ 24,999,000.00	6/21/2011
206785	400 STAR	313396QU0	FHLMC DISCOUNT NOTE	0.09	12/21/2011	0.09	\$ 25,000,000.00	\$ 24,991,027.78	\$ 24,999,000.00	7/22/2011
207466	400 STAR	313396QU0	FHLMC DISCOUNT NOTE	0.04	12/21/2011	0.04	\$ 22,000,000.00	\$ 21,998,032.22	\$ 21,999,120.00	9/20/2011
205616	400 STAR	313396RS4	FHLMC DISCOUNT NOTE	0.11	1/12/2012	0.11	\$ 25,000,000.00	\$ 24,981,284.72	\$ 24,998,500.00	5/12/2011
207464	400 STAR	313396RT2	FHLMC DISCOUNT NOTE	0.05	1/13/2012	0.05	\$ 11,058,000.00	\$ 11,056,233.79	\$ 11,057,336.52	9/20/2011
207465	400 STAR	313396RX3	FHLMC DISCOUNT NOTE	0.04	1/17/2012	0.04	\$ 13,982,000.00	\$ 13,980,151.27	\$ 13,981,161.08	9/20/2011
207631	400 STAR	313396ST1	FHLMC DISCOUNT NOTE	0.04	2/6/2012	0.04	\$ 25,000,000.00	\$ 24,996,416.67	\$ 24,998,250.00	9/30/2011
207540	400 STAR	313396SU8	FHLMC DISCOUNT NOTE	0.04	2/7/2012	0.04	\$ 50,000,000.00	\$ 49,992,555.56	\$ 49,996,500.00	9/26/2011
207630	400 STAR	313396VC4	FHLMC DISCOUNT NOTE	0.08	4/3/2012	0.08	\$ 25,000,000.00	\$ 24,989,666.67	\$ 24,995,000.00	9/30/2011
							\$ 577,733,000.00	\$ 577,561,098.11	\$ 577,708,632.64	
205118	400 STAR	313588MW2	FNMA DISCOUNT NOTE	0.15	10/12/2011	0.15	\$ 25,000,000.00	\$ 24,981,875.00	\$ 24,999,750.00	4/15/2011
205244	400 STAR	313588MW2	FNMA DISCOUNT NOTE	0.14	10/12/2011	0.14	\$ 25,000,000.00	\$ 24,983,083.33	\$ 24,999,750.00	4/21/2011
206784	400 STAR	313588ND3	FNMA DISCOUNT NOTE	0.05	10/19/2011	0.05	\$ 25,000,000.00	\$ 24,997,218.75	\$ 24,999,750.00	7/22/2011
206937	400 STAR	313588ND3	FNMA DISCOUNT NOTE	0.03	10/19/2011	0.03	\$ 11,100,000.00	\$ 11,099,306.25	\$ 11,099,889.00	8/5/2011
207175	400 STAR	313588NE1	FNMA DISCOUNT NOTE	0.02	10/20/2011	0.02	\$ 18,074,000.00	\$ 18,073,407.57	\$ 18,073,819.26	8/22/2011
206494	400 STAR	313588NL5	FNMA DISCOUNT NOTE	0.06	10/26/2011	0.06	\$ 24,000,000.00	\$ 23,995,160.00	\$ 23,999,760.00	6/27/2011
205224	400 STAR	313588PN9	FNMA DISCOUNT NOTE	0.15	11/21/2011	0.15	\$ 25,000,000.00	\$ 24,977,604.17	\$ 24,999,250.00	4/20/2011
206453	400 STAR	313588PQ2	FNMA DISCOUNT NOTE	0.10	11/23/2011	0.10	\$ 25,000,000.00	\$ 24,989,444.44	\$ 24,999,250.00	6/24/2011
207217	400 STAR	313588PQ2	FNMA DISCOUNT NOTE	0.04	11/23/2011	0.04	\$ 25,000,000.00	\$ 24,997,788.19	\$ 24,999,250.00	8/24/2011
207317	400 STAR	313588PX7	FNMA DISCOUNT NOTE	0.03	11/30/2011	0.03	\$ 25,000,000.00	\$ 24,998,145.83	\$ 24,999,250.00	9/2/2011

PGM: INVS\_MONTHEND\_INVENTORY  
 SOURCE: VisualQED  
 MODEL: INVENTORY  
 BASIS: SETTLEMENT  
 AS-OF: 9/30/2011

**JOSH MANDEL**  
**TREASURER, STATE OF OHIO**

INVESTMENT INVENTORY  
 SETTLED POSITIONS AS OF: 09/30/11

INVS#	FUND	CUSIP	DESCRIPTION	RATE	MATURITY	YIELD	PAR AMOUNT	BOOK VALUE	MARKET VALUE	1ST PUR
207428	400 STAR	313588PZ2	FNMA DISCOUNT NOTE	0.04	12/2/2011	0.04	\$ 25,000,000.00	\$ 24,997,833.33	\$ 24,999,250.00	9/15/2011
207436	400 STAR	313588QC2	FNMA DISCOUNT NOTE	0.04	12/5/2011	0.04	\$ 25,000,000.00	\$ 24,997,777.78	\$ 24,999,000.00	9/16/2011
206399	400 STAR	313588QM0	FNMA DISCOUNT NOTE	0.13	12/14/2011	0.13	\$ 25,000,000.00	\$ 24,984,201.39	\$ 24,999,000.00	6/22/2011
207449	400 STAR	313588QM0	FNMA DISCOUNT NOTE	0.04	12/14/2011	0.04	\$ 25,000,000.00	\$ 24,997,611.11	\$ 24,999,000.00	9/19/2011
206645	400 STAR	313588QU2	FNMA DISCOUNT NOTE	0.09	12/21/2011	0.09	\$ 25,000,000.00	\$ 24,989,625.00	\$ 24,999,000.00	7/8/2011
207507	400 STAR	313588QU2	FNMA DISCOUNT NOTE	0.02	12/21/2011	0.02	\$ 25,000,000.00	\$ 24,998,736.11	\$ 24,999,000.00	9/21/2011
207394	400 STAR	313588RB3	FNMA DISCOUNT NOTE	0.05	12/28/2011	0.05	\$ 23,100,000.00	\$ 23,096,599.17	\$ 23,098,845.00	9/13/2011
206075	400 STAR	313588RD9	FNMA DISCOUNT NOTE	0.12	12/30/2011	0.12	\$ 25,000,000.00	\$ 24,983,333.33	\$ 24,998,750.00	6/13/2011
206219	400 STAR	313588RD9	FNMA DISCOUNT NOTE	0.13	12/30/2011	0.13	\$ 25,000,000.00	\$ 24,982,576.39	\$ 24,998,750.00	6/20/2011
206250	400 STAR	313588RH0	FNMA DISCOUNT NOTE	0.14	1/3/2012	0.14	\$ 25,000,000.00	\$ 24,980,555.56	\$ 24,998,750.00	6/17/2011
207254	400 STAR	313588RR8	FNMA DISCOUNT NOTE	0.06	1/11/2012	0.06	\$ 25,000,000.00	\$ 24,994,250.00	\$ 24,998,500.00	8/26/2011
207266	400 STAR	313588RR8	FNMA DISCOUNT NOTE	0.06	1/11/2012	0.06	\$ 25,000,000.00	\$ 24,994,375.00	\$ 24,998,500.00	8/29/2011
207520	400 STAR	313588SV8	FNMA DISCOUNT NOTE	0.06	2/8/2012	0.06	\$ 25,000,000.00	\$ 24,994,250.00	\$ 24,998,250.00	9/23/2011
207504	400 STAR	313588UG8	FNMA DISCOUNT NOTE	0.09	3/14/2012	0.09	\$ 27,273,000.00	\$ 27,261,068.06	\$ 27,269,181.78	9/21/2011
207573	400 STAR	313588UG8	FNMA DISCOUNT NOTE	0.08	3/14/2012	0.08	\$ 50,000,000.00	\$ 49,981,333.33	\$ 49,993,000.00	9/28/2011
205614	400 STAR	313588WH4	FNMA DISCOUNT NOTE	0.20	5/2/2012	0.20	\$ 25,000,000.00	\$ 24,950,694.44	\$ 24,992,750.00	5/13/2011
							\$ 653,547,000.00	\$ 653,277,853.53	\$ 653,509,245.04	
184488	400 STAR	38141W273	GOLDMAN SACHS FIN SQ GOVT #465	0.01		0.01	\$ 252,043,280.03	\$ 252,043,280.03	\$ 252,043,280.03	1/28/2008
184633	400 STAR	4812C0670	JP MORGAN US GOVT MMKT #3164	0.01		0.01	\$ 122,921,528.14	\$ 122,921,528.14	\$ 122,921,528.14	2/6/2008
							\$ 374,964,808.17	\$ 374,964,808.17	\$ 374,964,808.17	
205863	400 STAR	INTCK0028	INTEREST BEARING CHECKING (STAR)	1.00		1.00	\$ 10,000,000.00	\$ 10,000,000.00	\$ 10,000,000.00	5/24/2011
							\$ 10,000,000.00	\$ 10,000,000.00	\$ 10,000,000.00	
206950	400 STAR	DDA000023	BANK DDA DAILY BALANCE				\$ 90,000,000.00	\$ 90,000,000.00	\$ 90,000,000.00	8/5/2011
							\$ 90,000,000.00	\$ 90,000,000.00	\$ 90,000,000.00	
							\$ 4,008,278,141.49	\$ 4,007,526,025.23	\$ 4,008,095,454.74	
							\$ 12,050,357,140.67	\$ 11,690,167,307.94	\$ 11,961,461,109.00	