



**M E E D E R**  
PUBLIC FUNDS



## **Franklin County Core Operating Account**

Monthly Investment Report  
March 31, 2024

**Your Investment Representative:**

Jim McCourt

(614) 923-1151

[jmccourt@meederinvestment.com](mailto:jmccourt@meederinvestment.com)

For questions about your account please contact your investment representative or contact [publicfundsoperations@meederinvestment.com](mailto:publicfundsoperations@meederinvestment.com)

**Dublin, Ohio | Lansing, Michigan | Long Beach, California | Austin, Texas | 866-633-3371 | [www.meederpublicfunds.com](http://www.meederpublicfunds.com)**

**PORTFOLIO SUMMARY**

As of March 31, 2024



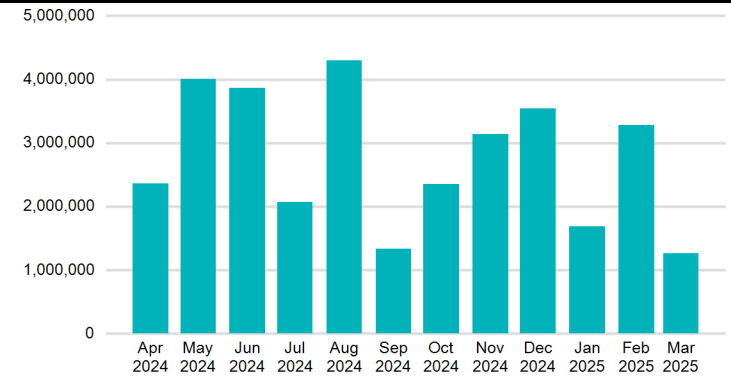
**MONTHLY RECONCILIATION**

<b>Beginning Book Value</b>	<b>1,668,849,559.26</b>
Contributions	3,035.56
Withdrawals	(3,035.56)
Realized Gains/Losses	262,880.25
Purchased Interest	(8,803.74)
Gross Interest Earnings	767,012.20
<b>Ending Book Value</b>	<b>1,669,870,647.97</b>

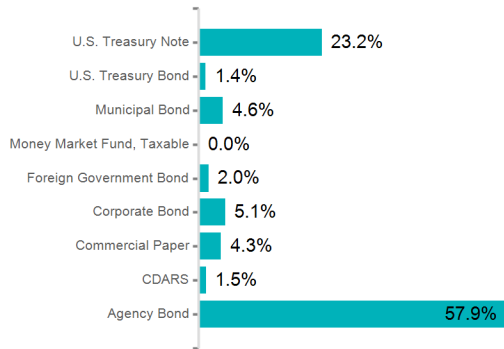
**PORTFOLIO CHARACTERISTICS**

Portfolio Yield to Maturity	2.48%
Portfolio Effective Duration	2.09 yrs
Weighted Average Maturity	2.31 yrs

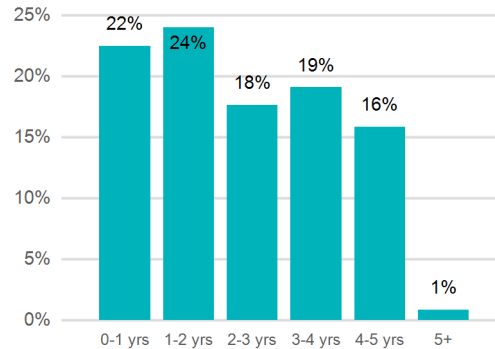
**PROJECTED MONTHLY INCOME SCHEDULE**



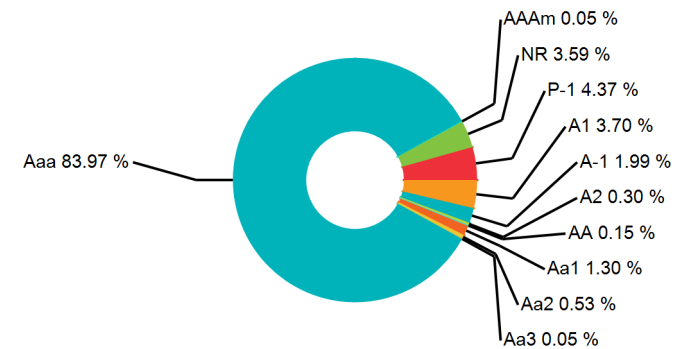
**SECTOR ALLOCATION**



**MATURITY DISTRIBUTION**



**CREDIT QUALITY**



Franklin County Core Operating Account

**PROJECTED INCOME SCHEDULE**

As of March 31, 2024



CUSIP	SECURITY DESCRIPTION	Apr 2024	May 2024	Jun 2024	Jul 2024	Aug 2024	Sep 2024	Oct 2024	Nov 2024	Dec 2024	Jan 2025	Feb 2025	Mar 2025
06406RAX5	The Bank of New York Mellon Corporation 0.850% 10/25/2024	35,913						45,376					
06428CAA2	Bank of America, National Association 5.526% 08/18/2026					512,537						512,537	
14913R2L0	Caterpillar Financial Services Corporation 0.450% 05/17/2024		59,973										
14913R2P1	Caterpillar Financial Services Corporation 0.600% 09/13/2024						8,369						
199098DJ0	The Ohio Capital Fund LLC 1.176% 08/15/2025					14,818						14,818	
199492P86	Columbus, City Of 1.215% 04/01/2028	2,126						2,126					
199492R76	Columbus, City Of 0.784% 04/01/2026	4,410						4,410					
1995077C2	Columbus City School District 5.000% 12/01/2026			37,500						37,500			
19954VAK3	Columbus State Community College 0.667% 12/01/2025			8,338						8,338			
22533THC3	Credit Agricole Corporate and Investment Bank 08/12/2024					615,851							
23223PGN1	Cuyahoga, County of 1.629% 12/01/2029			25,087						25,087			
239876CT0	Dayton, City of 1.101% 12/01/2025			4,899						4,899			
24422EVU0	John Deere Capital Corporation 0.625% 09/10/2024						7,324						
24422EY2	John Deere Capital Corporation 1.250% 01/10/2025				64,063						55,350		
3130AJRE1	FHLB 0.750% 06/24/2025			3,685						3,685			
3130AK6G6	FHLB 0.390% 09/23/2024						15,500						
3130AKBW5	FHLB 0.300% 04/15/2024	20,160											
3130AKPC4	FHLB 0.600% 01/28/2026				15,000						15,000		

Franklin County Core Operating Account

**PROJECTED INCOME SCHEDULE**

As of March 31, 2024



CUSIP	SECURITY DESCRIPTION	Apr 2024	May 2024	Jun 2024	Jul 2024	Aug 2024	Sep 2024	Oct 2024	Nov 2024	Dec 2024	Jan 2025	Feb 2025	Mar 2025
3130AKQF6	FHLB 0.400% 01/27/2025				6,000						6,900		
3130AKSW7	FHLB 0.650% 01/28/2026				16,250						16,250		
3130AKXX9	FHLB 0.500% 02/25/2026					12,500						12,500	
3130AL3S1	FHLB 0.625% 02/17/2026					23,438						23,438	
3130ALCE2	FHLB 0.920% 02/26/2027					85,767						85,767	
3130ALDZ4	FHLB 0.500% 03/10/2025						31,250						54,750
3130ALED2	FHLB 1.020% 02/24/2027					102,000						102,000	
3130ALZ23	FHLB 0.800% 04/28/2025	37,000						37,000					
3130AM4D1	FHLB 0.750% 04/28/2025	29,513						29,513					
3130AMHB1	FHLB 0.875% 05/26/2026		20,125						20,125				
3130AMLV2	FHLB 1.010% 05/26/2026		55,550						55,550				
3130AMMZ2	FHLB 1.000% 06/10/2026			30,000						30,000			
3130AMND0	FHLB 0.430% 06/17/2024			17,275									
3130AMNG3	FHLB 0.760% 06/09/2025			19,000						19,000			
3130AMNR9	FHLB 0.625% 11/27/2024		31,250						31,076				
3130AMNY4	FHLB 0.670% 06/10/2025			33,500						33,500			
3130AMSL7	FHLB 1.030% 06/30/2026			18,154						18,154			
3130AMSU7	FHLB 0.550% 12/30/2024			23,045						23,045			
3130AMT77	FHLB 0.650% 03/28/2025						44,688						44,688
3130ANGM6	FHLB 1.050% 08/13/2026					78,750						78,750	
3130AP3C7	FHLB 1.100% 09/30/2026						32,285						32,285
3130APH99	FHLB 1.110% 10/28/2026	5,550						5,550					
3130APL29	FHLB 1.310% 10/28/2026	6,550						6,550					
3130APLK9	FHLB 1.280% 10/28/2026	6,400						6,400					
3130ATUS4	FHLB 4.250% 12/10/2027			329,375						329,375			

Franklin County Core Operating Account

**PROJECTED INCOME SCHEDULE**

As of March 31, 2024



CUSIP	SECURITY DESCRIPTION	Apr 2024	May 2024	Jun 2024	Jul 2024	Aug 2024	Sep 2024	Oct 2024	Nov 2024	Dec 2024	Jan 2025	Feb 2025	Mar 2025
3130AWMN7	FHLB 4.375% 06/09/2028			459,375						459,375			
3133EK3B0	FFCB 1.500% 10/16/2024	37,500						41,100					
3133EK4Y9	FFCB 1.650% 11/01/2024		24,750						39,870				
3133EK6J0	FFCB 1.625% 11/08/2024		40,625						44,475				
3133EKVV4	FFCB 1.850% 07/26/2024				53,350								
3133EL3H5	FFCB 0.570% 08/12/2025					21,375						21,375	
3133ELC28	FFCB 0.730% 05/27/2025		18,250						18,250				
3133ELH23	FFCB 0.500% 06/09/2025			31,250						31,250			
3133ELH80	FFCB 0.680% 06/10/2025			25,500						25,500			
3133ELQ56	FFCB 0.570% 07/02/2024				15,000								
3133EMBD3	FFCB 0.360% 09/24/2024						30,500						
3133EMCP5	FFCB 0.520% 10/14/2025	19,500						19,500					
3133EMER9	FFCB 0.470% 01/27/2025				23,500						36,000		
3133EMFP2	FFCB 0.440% 11/04/2024		16,500						22,500				
3133EMH54	FFCB 0.960% 06/15/2026			21,408						21,408			
3133EMLV2	FFCB 0.270% 04/05/2024	10,500											
3133EMNF5	FFCB 0.375% 01/15/2025				18,094						38,837		
3133EMPV8	FFCB 0.320% 02/03/2025					8,000						14,250	
3133EMRK0	FFCB 0.830% 02/22/2028					124,666						124,666	
3133EMUK6	FFCB 1.050% 03/25/2026						26,250						26,250
3133EMUP5	FFCB 0.710% 04/01/2025	28,290						28,290					
3133EMWH1	FFCB 0.710% 04/21/2025	92,382						92,382					
3133EMWT5	FFCB 0.600% 04/21/2025	19,065						19,065					
3133EMYN6	FFCB 0.710% 05/06/2025		35,500						35,500				
3133EMYR7	FFCB 0.375% 05/06/2024		30,375										

Franklin County Core Operating Account

**PROJECTED INCOME SCHEDULE**

As of March 31, 2024



CUSIP	SECURITY DESCRIPTION	Apr 2024	May 2024	Jun 2024	Jul 2024	Aug 2024	Sep 2024	Oct 2024	Nov 2024	Dec 2024	Jan 2025	Feb 2025	Mar 2025
3133EMZB1	FFCB 0.960% 05/13/2026		72,000						72,000				
3133EMZW5	FFCB 0.730% 05/19/2025		41,741						41,741				
3133ENEM8	FFCB 1.430% 11/23/2026		20,807						20,807				
3133ENHA1	FFCB 1.500% 12/14/2026			97,200						97,200			
3133EP4A0	FFCB 4.250% 02/28/2029					318,750						318,750	
3133EPFU4	FFCB 3.500% 04/12/2028	437,500						437,500					
3133EPGW9	FEDERAL FARM 3.875% 04/25/2028	426,250						426,250					
3133EPLD5	FEDERAL FARM 3.875% 05/30/28		436,228						436,228				
3133EPNH4	FFCB 3.875 06/21/2028			341,000						341,000			
3133EPSK2	FFCB 4.250 08/07/28					433,075						433,075	
3133EPUN3	FEDERAL FARM 4.5% 08/28/2028					427,500						427,500	
3133EPZN8	FEDERAL FARM 5.00% 10/24/2028	254,375						254,375					
3134GV7E2	FMCC 0.500% 01/27/2025				12,500						26,500		
3134GVYP7	FMCC 0.500% 05/27/2025		15,625						15,625				
3134GW4B9	FMCC 0.500% 10/29/2025	18,750						18,750					
3134GW5P7	FMCC 0.600% 10/27/2025	22,500						22,500					
3134GW5R3	FMCC 0.650% 10/27/2025	20,670						20,670					
3134GW6C5	FMCC 0.800% 10/28/2026	57,640						57,640					
3134GWAU0	FMCC 0.500% 07/23/2025				12,500						12,500		
3134GWR65	FMCC 0.500% 06/24/2025						13,750						13,750
3134GWUS3	FMCC 0.400% 09/24/2024						20,500						
3134GWWY8	FMCC 0.375% 09/30/2024						15,875						
3134GWYS9	FMCC 0.600% 10/15/2025	21,450						21,450					
3134GWZG4	FMCC 0.600% 10/20/2025	22,500						22,500					

Franklin County Core Operating Account

**PROJECTED INCOME SCHEDULE**

As of March 31, 2024



CUSIP	SECURITY DESCRIPTION	Apr 2024	May 2024	Jun 2024	Jul 2024	Aug 2024	Sep 2024	Oct 2024	Nov 2024	Dec 2024	Jan 2025	Feb 2025	Mar 2025
3134GXBD5	FMCC 0.360% 05/15/2024		6,750										
3134GXCS1	FMCC 0.625% 11/25/2025		15,625						15,625				
3134GXCV4	FMCC 0.500% 05/30/2025		12,500						12,500				
3134GXDM3	FMCC 0.620% 12/01/2025			23,250						23,250			
3134GXDZ4	FMCC 0.450% 11/25/2024		16,875						18,000				
3134GXFA7	FMCC 0.650% 11/26/2025		24,375						24,375				
3134GXFV1	FMCC 0.625% 12/17/2025			15,625						15,625			
3135G05S8	FNMA 0.500% 08/14/2025					35,188						35,188	
3135G05X7	FNMA 0.375% 08/25/2025					23,438						23,438	
3135G06B4	FNMA 0.560% 10/22/2025	14,000						14,000					
3135G06E8	FNMA 0.420% 11/18/2024		21,840						21,840				
3135G06M0	FNMA 0.500% 12/16/2024			18,750						18,750			
3135G06Q1	FNMA 0.640% 12/30/2025			16,000						16,000			
3135G06R9	FNMA 0.550% 01/28/2026				13,750						13,750		
3135G0V75	FNMA 1.750% 07/02/2024				43,890								
3135G0W66	FNMA 1.625% 10/15/2024	81,250						99,700					
3135G0X24	FNMA 1.625% 01/07/2025				81,250						134,050		
3135GA2Z3	FNMA 0.560% 11/17/2025		21,000						21,000				
3136G45C3	FNMA 0.540% 10/27/2025	20,250						20,250					
3136G4A37	FNMA 0.670% 07/28/2025				25,125						25,125		
3136G4H63	FNMA 0.550% 08/19/2025					13,750						13,750	
3136G4H71	FNMA 0.500% 08/18/2025					12,500						12,500	
3136G4W41	FNMA 0.650% 08/25/2025					24,375						24,375	
3137EAEX3	FMCC 0.375% 09/23/2025						23,438						23,438
31422BYS3	AGM 0.650% 04/28/2025	16,250						16,250					

Franklin County Core Operating Account

**PROJECTED INCOME SCHEDULE**

As of March 31, 2024



CUSIP	SECURITY DESCRIPTION	Apr 2024	May 2024	Jun 2024	Jul 2024	Aug 2024	Sep 2024	Oct 2024	Nov 2024	Dec 2024	Jan 2025	Feb 2025	Mar 2025
353174JE6	Franklin County Convention Facilities Authority 1.922% 12/01/2029			50,885						50,885			
4497W0HT8	ING (U.S.) Funding LLC 08/27/2024					409,763							
46513JEB3	State of Israel 2.280% 02/01/2025		39,791						40,228				
46513JRA1	State of Israel 2.430% 02/01/2025		18,175						18,375				
46513JRS2	State of Israel 1.570% 10/01/2025		19,571						19,786				
46514AM48	State of Israel 5.390% 12/01/2026		112,292						134,750				
46514AM97	State of Israel 5.590% 12/01/2028		69,875						83,850				
46514AMT3	State of Israel 3.260% 04/01/2024	13,576											
46514BDB0	State of Israel 4.460% 02/01/2028		89,200						89,200				
46514TPV4	State of Israel 1.200% 02/01/2026		18,000						18,000				
46514TZG6	State of Israel 1.350% 02/01/2026		3,375						3,375				
46514VDB6	State of Israel 2.270% 02/01/2027		28,375						28,375				
46514VDJ9	State of Israel 3.580% 05/01/2027		26,850						26,850				
46514VDU4	State of Israel 5.040% 10/01/2027		63,000						63,000				
465HBDU81	State of Israel 5.740% 10/01/2028		71,750						71,750				
62479LEM3	MUFG Bank, Ltd. 05/21/2024		829,183										
62479LFB6	MUFG Bank, Ltd. 06/11/2024			388,470									
62479LGP4	MUFG Bank, Ltd. 07/23/2024				357,981								
6775224G6	Ohio, State of 1.500% 08/01/2029					60,000						60,000	
742651DZ2	PEFCO 3.900% 10/15/2027	234,390						234,390					



Franklin County Core Operating Account

**PROJECTED INCOME SCHEDULE**

As of March 31, 2024



CUSIP	SECURITY DESCRIPTION	Apr 2024	May 2024	Jun 2024	Jul 2024	Aug 2024	Sep 2024	Oct 2024	Nov 2024	Dec 2024	Jan 2025	Feb 2025	Mar 2025
742651EA6	PEFCO 4.300% 12/15/2028			499,069						665,425			
880591EZ1	TVA 3.875% 03/15/2028						532,813						532,813
89236TJH9	Toyota Motor Credit Corporation 0.500% 06/18/2024			80,160									
89236TKC8	Toyota Motor Credit Corporation 3.950% 06/30/2025			276,500						276,500			
89236TKF1	Toyota Motor Credit Corporation 3.650% 08/18/2025					209,875						209,875	
9128283F5	UST 2.250% 11/15/2027		282,375						282,375				
9128284N7	UST 2.875% 05/15/2028		287,500						287,500				
912828U24	UST 2.000% 11/15/2026		250,000						250,000				
912828V98	UST 2.250% 02/15/2027					196,875						196,875	
912828Z78	UST 1.500% 01/31/2027				176,250						176,250		
912828ZL7	UST 0.375% 04/30/2025	33,750						33,750					
912828ZW3	UST 0.250% 06/30/2025			12,500						12,500			
91282CBC4	UST 0.375% 12/31/2025			18,750						18,750			
91282CBW0	UST 0.750% 04/30/2026	75,000						75,000					
91282CCJ8	UST 0.875% 06/30/2026			26,906						26,906			
91282CCP4	UST 0.625% 07/31/2026				32,813						32,813		
91282CCW9	UST 0.750% 08/31/2026					37,500						37,500	
91282CCZ2	UST 0.875% 09/30/2026						43,750						43,750
91282CEF4	UST 2.500% 03/31/2027						282,500						282,500
91282CEN7	UST 2.750% 04/30/2027	312,125						312,125					
91282CET4	UST 2.625% 05/31/2027		281,531						281,531				
91282CEW7	UST 3.250% 06/30/2027			292,500						292,500			
91282CFB2	UST 2.750% 07/31/2027				288,750						288,750		

Franklin County Core Operating Account

**PROJECTED INCOME SCHEDULE**

As of March 31, 2024



CUSIP	SECURITY DESCRIPTION	Apr 2024	May 2024	Jun 2024	Jul 2024	Aug 2024	Sep 2024	Oct 2024	Nov 2024	Dec 2024	Jan 2025	Feb 2025	Mar 2025
91282CFH9	UST 3.125% 08/31/2027					352,344						352,344	
91282CFM8	UST 4.125% 09/30/2027						412,500						412,500
91282CFZ9	UST 3.875% 11/30/2027		473,719						473,719				
91282CGH8	UST 3.500% 01/31/2028				350,000						350,000		
91282CHM6	UST 4.500% 07/15/2026				202,500						202,500		
91282CHQ7	UST 4.125% 07/31/2028				257,813						257,813		
91282CKD2	UST 4.250% 02/28/2029					147,263						147,263	
MS0016449	FCCFA Series 2018 3.81% 12/1/2027			342,900						342,900			
MS0018627	FCCFA Series 2019 3.08% 12/01/2024			92,400						92,400			
MS0310040	FCCFA Series 2011 3.52% 12/1/2026			221,690						221,690			
<b>TOTAL</b>		<b>2,437,084</b>	<b>4,002,826</b>	<b>3,901,945</b>	<b>2,066,377</b>	<b>4,301,894</b>	<b>1,541,290</b>	<b>2,424,362</b>	<b>3,139,751</b>	<b>3,582,396</b>	<b>1,688,387</b>	<b>3,282,531</b>	<b>1,466,723</b>

Franklin County Core Operating Account

**POSITION STATEMENT**

As of March 31, 2024



CUSIP	Security Description	Trade Date/ Settlement Date	Par Value	Principal Cost/ Purchased Interest	Total Cost	Yield at Cost	Maturity/ Duration	Market Price/ Market Value	Unrealized Gain/ (Loss)	% of Assets	Moody's/ S&P Rating
<b>Cash and Cash Equivalents</b>											
00366CASH	CF Bank Link Deposit Account 2023	3/28/2024 3/28/2024	\$25,000,000.00	\$25,000,000.00	\$25,000,000.00	1.39%	0.003 0.003	\$1.00 \$25,000,000.00	\$0.00	1.49%	
8549STAR5	STAR Ohio Money Market Fund	3/28/2024 3/28/2024	\$790,952.81	\$790,952.81	\$790,952.81	5.47%	0.003 0.003	\$1.00 \$790,952.81	\$0.00	0.05%	AAAm
<b>SubTotal</b>			<b>\$25,790,952.81</b>	<b>\$25,790,952.81</b>	<b>\$25,790,952.81</b>	<b>1.52%</b>		<b>\$25,790,952.81</b>	<b>\$0.00</b>	<b>1.54%</b>	
<b>Agency Bond</b>											
3133EMLV2	FFCB 0.270% 04/05/2024	1/5/2021 1/6/2021	\$5,000,000.00	\$4,996,250.00	\$4,996,250.00	0.29%	0.022 0.024	\$99.87 \$4,993,600.00	(\$2,650.00)	0.30%	Aaa AA+
3130AKBW5	FHLB 0.300% 04/15/2024	11/6/2020 11/9/2020	\$9,600,000.00	\$9,594,240.00	\$9,594,240.00	0.32%	0.049 0.051	\$99.74 \$9,575,424.00	(\$18,816.00)	0.57%	Aaa AA+
3133EMYR7	FFCB 0.375% 05/06/2024	5/4/2021 5/6/2021	\$15,000,000.00	\$14,997,750.00	\$14,997,750.00	0.38%	0.107 0.107	\$99.48 \$14,921,700.00	(\$76,050.00)	0.89%	Aaa AA+
3134GXBD5	FMCC 0.360% 05/15/2024	1/6/2021 1/8/2021	\$5,000,000.00	\$5,002,250.00	\$5,002,250.00	0.31%	0.132 0.130	\$99.33 \$4,966,600.00	(\$35,650.00)	0.30%	Aaa AA+
3130AMND0	FHLB 0.430% 06/17/2024	5/24/2021 6/17/2021	\$8,035,000.00	\$8,035,000.00	\$8,035,000.00	0.43%	0.222 0.218	\$98.81 \$7,939,182.63	(\$95,817.37)	0.47%	Aaa AA+
3133ELQ56	FFCB 0.570% 07/02/2024	7/9/2020 7/10/2020	\$5,000,000.00	\$4,999,250.00	\$4,999,250.00	0.57%	0.263 0.259	\$98.76 \$4,937,750.00	(\$61,500.00)	0.29%	Aaa AA+
3135G0V75	FNMA 1.750% 07/02/2024	7/3/2019 7/8/2019	\$3,500,000.00	\$3,486,735.00	\$3,486,735.00	1.83%	0.263 0.259	\$99.06 \$3,466,925.00	(\$19,810.00)	0.21%	Aaa AA+
3133EKWV4	FFCB 1.850% 07/26/2024	7/24/2019 7/26/2019	\$5,000,000.00	\$4,992,900.00	\$4,992,900.00	1.88%	0.329 0.322	\$98.88 \$4,944,200.00	(\$48,700.00)	0.30%	Aaa AA+
3130AK6G6	FHLB 0.390% 09/23/2024	9/29/2020 9/30/2020	\$5,000,000.00	\$4,994,250.00	\$4,994,250.00	0.42%	0.490 0.481	\$97.73 \$4,886,450.00	(\$107,800.00)	0.29%	Aaa AA+
3133EMBD3	FFCB 0.360% 09/24/2024	9/24/2020 9/29/2020	\$10,000,000.00	\$9,987,500.00	\$9,987,500.00	0.39%	0.493 0.483	\$97.58 \$9,758,300.00	(\$229,200.00)	0.58%	Aaa AA+
3134GWUS3	FMCC 0.400% 09/24/2024	9/17/2020 9/24/2020	\$10,000,000.00	\$9,999,500.00	\$9,999,500.00	0.40%	0.493 0.483	\$97.65 \$9,764,800.00	(\$234,700.00)	0.58%	Aaa AA+
3134GWWY8	FMCC 0.375% 09/30/2024	10/19/2020 10/22/2020	\$5,000,000.00	\$4,993,500.00	\$4,993,500.00	0.41%	0.510 0.498	\$97.57 \$4,878,350.00	(\$115,150.00)	0.29%	Aaa AA+
3135G0W66	FNMA 1.625% 10/15/2024	10/24/2019 10/28/2019	\$5,000,000.00	\$4,991,550.00	\$4,991,550.00	1.66%	0.551 0.535	\$98.08 \$4,904,050.00	(\$87,500.00)	0.29%	Aaa AA+

Franklin County Core Operating Account

**POSITION STATEMENT**

As of March 31, 2024



CUSIP	Security Description	Trade Date/ Settlement Date	Par Value	Principal Cost/ Purchased Interest	Total Cost	Yield at Cost	Maturity/ Duration	Market Price/ Market Value	Unrealized Gain/ (Loss)	% of Assets	Moody's/ S&P Rating
3135G0W66	FNMA 1.625% 10/15/2024	10/21/2019 10/24/2019	\$5,000,000.00	\$4,990,000.00	\$4,990,000.00	1.67%	0.551 0.535	\$98.08 \$4,904,050.00	(\$85,950.00)	0.29%	Aaa AA+
3133EK3B0	FFCB 1.500% 10/16/2024	10/10/2019 10/16/2019	\$5,000,000.00	\$4,996,400.00	\$4,996,400.00	1.52%	0.553 0.538	\$97.98 \$4,898,800.00	(\$97,600.00)	0.29%	Aaa AA+
3133EK4Y9	FFCB 1.650% 11/01/2024	11/5/2019 11/7/2019	\$3,000,000.00	\$2,984,880.00	\$2,984,880.00	1.76%	0.597 0.580	\$97.99 \$2,939,640.00	(\$45,240.00)	0.18%	Aaa AA+
3133EMFP2	FFCB 0.440% 11/04/2024	11/2/2020 11/4/2020	\$7,500,000.00	\$7,494,000.00	\$7,494,000.00	0.46%	0.605 0.591	\$97.28 \$7,295,850.00	(\$198,150.00)	0.44%	Aaa AA+
3133EK6J0	FFCB 1.625% 11/08/2024	11/1/2019 11/8/2019	\$5,000,000.00	\$4,996,150.00	\$4,996,150.00	1.64%	0.616 0.599	\$97.94 \$4,896,750.00	(\$99,400.00)	0.29%	Aaa AA+
3135G06E8	FNMA 0.420% 11/18/2024	11/6/2020 11/18/2020	\$10,400,000.00	\$10,400,000.00	\$10,400,000.00	0.42%	0.644 0.628	\$97.00 \$10,087,896.00	(\$312,104.00)	0.60%	Aaa AA+
3134GXDZ4	FMCC 0.450% 11/25/2024	11/25/2020 11/30/2020	\$7,500,000.00	\$7,498,875.00	\$7,498,875.00	0.45%	0.663 0.648	\$97.14 \$7,285,725.00	(\$213,150.00)	0.43%	Aaa AA+
3130AMNR9	FHLB 0.625% 11/27/2024	5/21/2021 5/28/2021	\$10,000,000.00	\$10,000,000.00	\$10,000,000.00	0.63%	0.668 0.652	\$97.07 \$9,706,700.00	(\$293,300.00)	0.58%	Aaa AA+
3135G06M0	FNMA 0.500% 12/16/2024	12/9/2020 12/16/2020	\$7,500,000.00	\$7,500,000.00	\$7,500,000.00	0.50%	0.721 0.702	\$96.50 \$7,237,650.00	(\$262,350.00)	0.43%	Aaa AA+
3130AMSU7	FHLB 0.550% 12/30/2024	6/8/2021 6/30/2021	\$8,380,000.00	\$8,380,000.00	\$8,380,000.00	0.55%	0.759 0.740	\$96.47 \$8,084,521.20	(\$295,478.80)	0.48%	Aaa AA+
3135G0X24	FNMA 1.625% 01/07/2025	1/9/2020 1/10/2020	\$10,000,000.00	\$9,947,200.00	\$9,947,200.00	1.74%	0.781 0.759	\$97.33 \$9,733,200.00	(\$214,000.00)	0.58%	Aaa AA+
3133EMNF5	FFCB 0.375% 01/15/2025	1/21/2021 1/25/2021	\$5,000,000.00	\$5,007,250.00	\$5,007,250.00	0.34%	0.803 0.784	\$96.36 \$4,817,950.00	(\$189,300.00)	0.29%	Aaa AA+
3133EMNF5	FFCB 0.375% 01/15/2025	4/16/2021 4/22/2021	\$4,650,000.00	\$4,622,007.00	\$4,622,007.00	0.54%	0.803 0.784	\$96.36 \$4,480,693.50	(\$141,313.50)	0.27%	Aaa AA+
3133EMER9	FFCB 0.470% 01/27/2025	10/28/2020 10/29/2020	\$10,000,000.00	\$9,987,500.00	\$9,987,500.00	0.50%	0.836 0.815	\$96.23 \$9,622,600.00	(\$364,900.00)	0.57%	Aaa AA+
3134GV7E2	FMCC 0.500% 01/27/2025	7/8/2020 7/27/2020	\$5,000,000.00	\$4,986,000.00	\$4,986,000.00	0.56%	0.836 0.815	\$96.22 \$4,811,050.00	(\$174,950.00)	0.29%	Aaa AA+
3130AKQF6	FHLB 0.400% 01/27/2025	1/19/2021 1/27/2021	\$3,000,000.00	\$2,999,100.00	\$2,999,100.00	0.41%	0.836 0.815	\$96.15 \$2,884,620.00	(\$114,480.00)	0.17%	Aaa AA+
3133EMPV8	FFCB 0.320% 02/03/2025	2/3/2021 2/4/2021	\$5,000,000.00	\$4,993,750.00	\$4,993,750.00	0.35%	0.855 0.835	\$96.23 \$4,811,300.00	(\$182,450.00)	0.29%	Aaa AA+
3130ALDZ4	FHLB 0.500% 03/10/2025	2/18/2021 3/10/2021	\$7,500,000.00	\$7,500,000.00	\$7,500,000.00	0.50%	0.951 0.928	\$95.80 \$7,184,700.00	(\$315,300.00)	0.43%	Aaa AA+

Franklin County Core Operating Account

**POSITION STATEMENT**

As of March 31, 2024



CUSIP	Security Description	Trade Date/ Settlement Date	Par Value	Principal Cost/ Purchased Interest	Total Cost	Yield at Cost	Maturity/ Duration	Market Price/ Market Value	Unrealized Gain/ (Loss)	% of Assets	Moody's/ S&P Rating
3130ALDZ4	FHLB 0.500% 03/10/2025	2/26/2021 3/10/2021	\$5,000,000.00	\$4,976,500.00	\$4,976,500.00	0.62%	0.951 0.928	\$95.80 \$4,789,800.00	(\$186,700.00)	0.29%	Aaa AA+
3130AMT77	FHLB 0.650% 03/28/2025	6/8/2021 6/28/2021	\$13,750,000.00	\$13,750,000.00	\$13,750,000.00	0.65%	1.000 0.972	\$95.72 \$13,162,050.00	(\$587,950.00)	0.79%	Aaa AA+
3133EMUP5	FFCB 0.710% 04/01/2025	3/24/2021 4/1/2021	\$5,000,000.00	\$5,000,000.00	\$5,000,000.00	0.71%	1.011 0.983	\$95.78 \$4,788,900.00	(\$211,100.00)	0.29%	Aaa AA+
3133EMUP5	FFCB 0.710% 04/01/2025	3/29/2021 4/1/2021	\$2,969,000.00	\$2,969,000.00	\$2,969,000.00	0.71%	1.011 0.983	\$95.78 \$2,843,648.82	(\$125,351.18)	0.17%	Aaa AA+
3133EMWH1	FFCB 0.710% 04/21/2025	4/20/2021 4/22/2021	\$10,000,000.00	\$9,995,000.00	\$9,995,000.00	0.72%	1.066 1.035	\$95.47 \$9,547,300.00	(\$447,700.00)	0.57%	Aaa AA+
3133EMWT5	FFCB 0.600% 04/21/2025	4/26/2021 4/27/2021	\$6,355,000.00	\$6,351,059.90	\$6,351,059.90	0.62%	1.066 1.038	\$95.70 \$6,081,862.10	(\$269,197.80)	0.36%	Aaa AA+
3133EMWH1	FFCB 0.710% 04/21/2025	4/29/2021 4/30/2021	\$16,023,000.00	\$16,021,795.40	\$16,021,795.40	0.71%	1.066 1.035	\$95.47 \$15,297,638.79	(\$724,156.61)	0.91%	Aaa AA+
31422BYS3	AGM 0.650% 04/28/2025	6/3/2020 6/4/2020	\$5,000,000.00	\$5,015,200.00	\$5,015,200.00	0.59%	1.085 1.056	\$95.68 \$4,783,900.00	(\$231,300.00)	0.29%	
3130ALZ23	FHLB 0.800% 04/28/2025	4/8/2021 4/28/2021	\$9,250,000.00	\$9,250,000.00	\$9,250,000.00	0.80%	1.085 1.054	\$95.58 \$8,841,427.50	(\$408,572.50)	0.53%	Aaa AA+
3130AM4D1	FHLB 0.750% 04/28/2025	4/20/2021 4/28/2021	\$7,870,000.00	\$7,870,000.00	\$7,870,000.00	0.75%	1.085 1.054	\$95.59 \$7,522,539.50	(\$347,460.50)	0.45%	Aaa AA+
3133EMYN6	FFCB 0.710% 05/06/2025	5/6/2021 5/7/2021	\$10,000,000.00	\$10,000,000.00	\$10,000,000.00	0.71%	1.107 1.076	\$95.49 \$9,549,300.00	(\$450,700.00)	0.57%	Aaa AA+
3133EMZW5	FFCB 0.730% 05/19/2025	5/25/2021 5/26/2021	\$11,436,000.00	\$11,436,000.00	\$11,436,000.00	0.73%	1.142 1.111	\$95.38 \$10,907,313.72	(\$528,686.28)	0.65%	Aaa AA+
3134GVYP7	FMCC 0.500% 05/27/2025	5/20/2020 5/27/2020	\$6,250,000.00	\$6,210,937.50	\$6,210,937.50	0.63%	1.164 1.134	\$95.01 \$5,938,312.50	(\$272,625.00)	0.35%	Aaa AA+
3133ELC28	FFCB 0.730% 05/27/2025	5/28/2020 5/29/2020	\$5,000,000.00	\$4,993,750.00	\$4,993,750.00	0.76%	1.164 1.132	\$95.29 \$4,764,550.00	(\$229,200.00)	0.28%	Aaa AA+
3134GXCV4	FMCC 0.500% 05/30/2025	11/19/2020 11/30/2020	\$5,000,000.00	\$5,000,000.00	\$5,000,000.00	0.50%	1.173 1.143	\$95.19 \$4,759,300.00	(\$240,700.00)	0.28%	Aaa AA+
3133ELH23	FFCB 0.500% 06/09/2025	6/3/2020 6/9/2020	\$12,500,000.00	\$12,471,850.00	\$12,471,850.00	0.54%	1.200 1.169	\$95.01 \$11,876,375.00	(\$595,475.00)	0.71%	Aaa AA+
3130AMNG3	FHLB 0.760% 06/09/2025	5/25/2021 6/9/2021	\$5,000,000.00	\$5,000,000.00	\$5,000,000.00	0.76%	1.200 1.167	\$95.34 \$4,766,950.00	(\$233,050.00)	0.28%	Aaa AA+
3133ELH80	FFCB 0.680% 06/10/2025	6/24/2020 6/26/2020	\$7,500,000.00	\$7,500,000.00	\$7,500,000.00	0.68%	1.203 1.170	\$95.09 \$7,131,750.00	(\$368,250.00)	0.43%	Aaa AA+

Franklin County Core Operating Account

**POSITION STATEMENT**

As of March 31, 2024



CUSIP	Security Description	Trade Date/ Settlement Date	Par Value	Principal Cost/ Purchased Interest	Total Cost	Yield at Cost	Maturity/ Duration	Market Price/ Market Value	Unrealized Gain/ (Loss)	% of Assets	Moody's/ S&P Rating
3130AMNY4	FHLB 0.670% 06/10/2025	5/25/2021 6/10/2021	\$10,000,000.00	\$10,000,000.00	\$10,000,000.00	0.67%	1.203 1.169	\$94.89 \$9,488,800.00	(\$511,200.00)	0.57%	Aaa AA+
3130AJRE1	FHLB 0.750% 06/24/2025	7/1/2020 7/2/2020	\$982,638.89	\$982,638.89	\$982,638.89	0.75%	1.241 1.208	\$95.16 \$935,108.65	(\$47,530.24)	0.06%	Aaa AA+
3134GWR65	FMCC 0.500% 06/24/2025	9/11/2020 9/24/2020	\$5,500,000.00	\$5,497,250.00	\$5,497,250.00	0.51%	1.241 1.209	\$94.42 \$5,193,100.00	(\$304,150.00)	0.31%	Aaa AA+
3134GWAU0	FMCC 0.500% 07/23/2025	7/10/2020 7/23/2020	\$5,000,000.00	\$4,987,500.00	\$4,987,500.00	0.55%	1.321 1.286	\$94.40 \$4,719,950.00	(\$267,550.00)	0.28%	Aaa AA+
3136G4A37	FNMA 0.670% 07/28/2025	7/16/2020 7/28/2020	\$7,500,000.00	\$7,500,000.00	\$7,500,000.00	0.67%	1.334 1.299	\$94.67 \$7,100,475.00	(\$399,525.00)	0.42%	Aaa AA+
3133EL3H5	FFCB 0.570% 08/12/2025	8/10/2020 8/12/2020	\$7,500,000.00	\$7,492,500.00	\$7,492,500.00	0.59%	1.375 1.339	\$94.41 \$7,081,050.00	(\$411,450.00)	0.42%	Aaa AA+
3135G05S8	FNMA 0.500% 08/14/2025	8/6/2020 8/14/2020	\$7,500,000.00	\$7,500,000.00	\$7,500,000.00	0.50%	1.381 1.344	\$94.09 \$7,057,050.00	(\$442,950.00)	0.42%	Aaa AA+
3135G05S8	FNMA 0.500% 08/14/2025	8/21/2020 8/24/2020	\$6,575,000.00	\$6,563,822.50	\$6,563,822.50	0.53%	1.381 1.344	\$94.09 \$6,186,680.50	(\$377,142.00)	0.37%	Aaa AA+
3136G4H71	FNMA 0.500% 08/18/2025	8/5/2020 8/18/2020	\$5,000,000.00	\$5,000,000.00	\$5,000,000.00	0.50%	1.392 1.356	\$94.15 \$4,707,550.00	(\$292,450.00)	0.28%	Aaa AA+
3136G4H63	FNMA 0.550% 08/19/2025	8/6/2020 8/19/2020	\$5,000,000.00	\$5,000,000.00	\$5,000,000.00	0.55%	1.395 1.358	\$94.25 \$4,712,650.00	(\$287,350.00)	0.28%	Aaa AA+
3136G4W41	FNMA 0.650% 08/25/2025	9/15/2020 9/16/2020	\$7,500,000.00	\$7,503,525.00	\$7,503,525.00	0.64%	1.411 1.373	\$94.32 \$7,073,700.00	(\$429,825.00)	0.42%	Aaa AA+
3135G05X7	FNMA 0.375% 08/25/2025	8/25/2020 8/27/2020	\$7,500,000.00	\$7,464,900.00	\$7,464,900.00	0.47%	1.411 1.376	\$94.00 \$7,050,225.00	(\$414,675.00)	0.42%	Aaa AA+
3135G05X7	FNMA 0.375% 08/25/2025	2/4/2021 2/5/2021	\$5,000,000.00	\$4,983,250.00	\$4,983,250.00	0.45%	1.411 1.376	\$94.00 \$4,700,150.00	(\$283,100.00)	0.28%	Aaa AA+
3137EAEX3	FMCC 0.375% 09/23/2025	2/9/2021 2/12/2021	\$7,500,000.00	\$7,468,500.00	\$7,468,500.00	0.47%	1.490 1.454	\$93.72 \$7,028,775.00	(\$439,725.00)	0.42%	Aaa AA+
3137EAEX3	FMCC 0.375% 09/23/2025	2/16/2021 2/18/2021	\$5,000,000.00	\$4,968,250.00	\$4,968,250.00	0.51%	1.490 1.454	\$93.72 \$4,685,850.00	(\$282,400.00)	0.28%	Aaa AA+
3133EMCP5	FFCB 0.520% 10/14/2025	10/2/2020 10/14/2020	\$7,500,000.00	\$7,490,625.00	\$7,490,625.00	0.55%	1.548 1.504	\$93.66 \$7,024,575.00	(\$466,050.00)	0.42%	Aaa AA+
3134GWYS9	FMCC 0.600% 10/15/2025	4/29/2021 4/30/2021	\$7,150,000.00	\$7,097,233.00	\$7,097,233.00	0.77%	1.551 1.505	\$93.74 \$6,702,195.50	(\$395,037.50)	0.40%	Aaa AA+
3134GWZG4	FMCC 0.600% 10/20/2025	10/6/2020 10/20/2020	\$7,500,000.00	\$7,500,000.00	\$7,500,000.00	0.60%	1.564 1.518	\$93.61 \$7,020,600.00	(\$479,400.00)	0.42%	Aaa AA+

Franklin County Core Operating Account

**POSITION STATEMENT**

As of March 31, 2024



CUSIP	Security Description	Trade Date/ Settlement Date	Par Value	Principal Cost/ Purchased Interest	Total Cost	Yield at Cost	Maturity/ Duration	Market Price/ Market Value	Unrealized Gain/ (Loss)	% of Assets	Moody's/ S&P Rating
3135G06B4	FNMA 0.560% 10/22/2025	12/1/2020 12/2/2020	\$5,000,000.00	\$4,987,500.00	\$4,987,500.00	0.61%	1.570 1.524	\$93.53 \$4,676,450.00	(\$311,050.00)	0.28%	Aaa AA+
3136G45C3	FNMA 0.540% 10/27/2025	10/21/2020 10/27/2020	\$7,500,000.00	\$7,492,500.00	\$7,492,500.00	0.56%	1.584 1.537	\$93.30 \$6,997,275.00	(\$495,225.00)	0.42%	Aaa AA+
3134GW5P7	FMCC 0.600% 10/27/2025	10/26/2020 10/27/2020	\$7,500,000.00	\$7,496,625.00	\$7,496,625.00	0.61%	1.584 1.537	\$93.60 \$7,019,700.00	(\$476,925.00)	0.42%	Aaa AA+
3134GW5R3	FMCC 0.650% 10/27/2025	4/29/2021 4/30/2021	\$6,360,000.00	\$6,317,197.20	\$6,317,197.20	0.80%	1.584 1.536	\$93.67 \$5,957,475.60	(\$359,721.60)	0.36%	Aaa AA+
3134GW4B9	FMCC 0.500% 10/29/2025	10/9/2020 10/29/2020	\$7,500,000.00	\$7,485,000.00	\$7,485,000.00	0.54%	1.589 1.544	\$93.45 \$7,008,825.00	(\$476,175.00)	0.42%	Aaa AA+
3135GA2Z3	FNMA 0.560% 11/17/2025	11/12/2020 11/17/2020	\$7,500,000.00	\$7,483,125.00	\$7,483,125.00	0.61%	1.641 1.594	\$93.23 \$6,992,100.00	(\$491,025.00)	0.42%	Aaa AA+
3134GXCS1	FMCC 0.625% 11/25/2025	11/16/2020 11/25/2020	\$5,000,000.00	\$5,000,000.00	\$5,000,000.00	0.63%	1.663 1.614	\$93.32 \$4,666,000.00	(\$334,000.00)	0.28%	Aaa AA+
3134GXFA7	FMCC 0.650% 11/26/2025	11/24/2020 11/30/2020	\$7,500,000.00	\$7,500,000.00	\$7,500,000.00	0.65%	1.666 1.616	\$93.35 \$7,001,025.00	(\$498,975.00)	0.42%	Aaa AA+
3134GXDM3	FMCC 0.620% 12/01/2025	11/30/2020 12/1/2020	\$7,500,000.00	\$7,499,250.00	\$7,499,250.00	0.62%	1.679 1.630	\$93.25 \$6,993,375.00	(\$505,875.00)	0.42%	Aaa AA+
3134GXFV1	FMCC 0.625% 12/17/2025	12/3/2020 12/17/2020	\$5,000,000.00	\$4,997,500.00	\$4,997,500.00	0.64%	1.723 1.673	\$93.09 \$4,654,250.00	(\$343,250.00)	0.28%	Aaa AA+
3135G06Q1	FNMA 0.640% 12/30/2025	12/23/2020 12/30/2020	\$5,000,000.00	\$5,006,250.00	\$5,006,250.00	0.61%	1.759 2.025	\$92.65 \$4,632,700.00	(\$373,550.00)	0.28%	Aaa AA+
3135G06R9	FNMA 0.550% 01/28/2026	1/5/2021 1/28/2021	\$5,000,000.00	\$5,000,000.00	\$5,000,000.00	0.55%	1.838 1.786	\$92.58 \$4,629,200.00	(\$370,800.00)	0.28%	Aaa AA+
3130AKPC4	FHLB 0.600% 01/28/2026	1/8/2021 1/28/2021	\$5,000,000.00	\$5,000,000.00	\$5,000,000.00	0.60%	1.838 1.786	\$92.67 \$4,633,500.00	(\$366,500.00)	0.28%	Aaa AA+
3130AKSW7	FHLB 0.650% 01/28/2026	6/7/2021 6/9/2021	\$5,000,000.00	\$4,955,000.00	\$4,955,000.00	0.80%	1.838 1.785	\$92.64 \$4,631,850.00	(\$323,150.00)	0.28%	Aaa AA+
3130AL3S1	FHLB 0.625% 02/17/2026	2/4/2021 2/17/2021	\$7,500,000.00	\$7,500,000.00	\$7,500,000.00	0.63%	1.893 1.839	\$92.53 \$6,939,900.00	(\$560,100.00)	0.41%	Aaa AA+
3130AKXX9	FHLB 0.500% 02/25/2026	2/9/2021 2/25/2021	\$5,000,000.00	\$4,990,000.00	\$4,990,000.00	0.54%	1.915 1.864	\$92.51 \$4,625,600.00	(\$364,400.00)	0.28%	Aaa AA+
3133EMUK6	FFCB 1.050% 03/25/2026	3/18/2021 3/25/2021	\$5,000,000.00	\$5,000,000.00	\$5,000,000.00	1.05%	1.992 1.927	\$92.92 \$4,645,750.00	(\$354,250.00)	0.28%	Aaa AA+
3133EMZB1	FFCB 0.960% 05/13/2026	5/12/2021 5/13/2021	\$15,000,000.00	\$14,970,000.00	\$14,970,000.00	1.00%	2.126 2.048	\$92.34 \$13,850,850.00	(\$1,119,150.00)	0.83%	Aaa AA+

Franklin County Core Operating Account

**POSITION STATEMENT**

As of March 31, 2024



CUSIP	Security Description	Trade Date/ Settlement Date	Par Value	Principal Cost/ Purchased Interest	Total Cost	Yield at Cost	Maturity/ Duration	Market Price/ Market Value	Unrealized Gain/ (Loss)	% of Assets	Moody's/ S&P Rating
3130AMLV2	FHLB 1.010% 05/26/2026	5/18/2021 5/26/2021	\$11,000,000.00	\$11,000,000.00	\$11,000,000.00	1.01%	2.162 2.082	\$92.31 \$10,154,100.00	(\$845,900.00)	0.61%	Aaa AA+
3130AMHB1	FHLB 0.875% 05/26/2026	5/24/2021 5/26/2021	\$4,600,000.00	\$4,588,500.00	\$4,588,500.00	0.93%	2.162 2.086	\$92.03 \$4,233,242.00	(\$355,258.00)	0.25%	Aaa AA+
3130AMMZ2	FHLB 1.000% 06/10/2026	5/20/2021 6/10/2021	\$6,000,000.00	\$6,000,000.00	\$6,000,000.00	1.00%	2.203 2.122	\$92.35 \$5,541,060.00	(\$458,940.00)	0.33%	Aaa AA+
3133EMH54	FFCB 0.960% 06/15/2026	6/9/2021 6/15/2021	\$4,460,000.00	\$4,459,331.00	\$4,459,331.00	0.96%	2.216 2.137	\$92.04 \$4,105,117.80	(\$354,213.20)	0.24%	Aaa AA+
3130AMSL7	FHLB 1.030% 06/30/2026	6/8/2021 6/30/2021	\$3,525,000.00	\$3,525,000.00	\$3,525,000.00	1.03%	2.258 2.175	\$92.12 \$3,247,124.25	(\$277,875.75)	0.19%	Aaa AA+
3130ANGM6	FHLB 1.050% 08/13/2026	6/10/2022 6/14/2022	\$15,000,000.00	\$13,603,050.00	\$13,603,050.00	3.47%	2.378 2.289	\$92.10 \$13,814,250.00	\$211,200.00	0.82%	Aaa AA+
3130AP3C7	FHLB 1.100% 09/30/2026	10/25/2021 10/26/2021	\$5,870,000.00	\$5,811,300.00	\$5,811,300.00	1.24%	2.510 2.401	\$91.38 \$5,363,771.20	(\$447,528.80)	0.32%	Aaa AA+
3134GW6C5	FMCC 0.800% 10/28/2026	8/2/2022 8/3/2022	\$14,410,000.00	\$13,139,614.40	\$13,139,614.40	3.03%	2.586 2.490	\$91.08 \$13,123,907.50	(\$15,706.90)	0.78%	Aaa AA+
3130APL29	FHLB 1.310% 10/28/2026	2/10/2023 2/13/2023	\$1,000,000.00	\$893,180.00	\$893,180.00	4.47%	2.586 2.462	\$91.85 \$918,460.00	\$25,280.00	0.05%	Aaa AA+
3130APLK9	FHLB 1.280% 10/28/2026	2/10/2023 2/13/2023	\$1,000,000.00	\$892,160.00	\$892,160.00	4.47%	2.586 2.464	\$91.79 \$917,900.00	\$25,740.00	0.05%	Aaa AA+
3130APH99	FHLB 1.110% 10/28/2026	2/10/2023 2/13/2023	\$1,000,000.00	\$886,410.00	\$886,410.00	4.47%	2.586 2.474	\$91.36 \$913,560.00	\$27,150.00	0.05%	Aaa AA+
3133ENEM8	FFCB 1.430% 11/23/2026	11/30/2021 12/1/2021	\$2,910,000.00	\$2,911,455.00	\$2,911,455.00	1.42%	2.658 2.523	\$91.69 \$2,668,149.90	(\$243,305.10)	0.16%	Aaa AA+
3133ENHA1	FFCB 1.500% 12/14/2026	12/10/2021 12/14/2021	\$12,960,000.00	\$12,960,000.00	\$12,960,000.00	1.50%	2.715 2.573	\$91.72 \$11,886,523.20	(\$1,073,476.80)	0.71%	Aaa AA+
3130ALED2	FHLB 1.020% 02/24/2027	6/23/2022 6/24/2022	\$20,000,000.00	\$17,988,400.00	\$17,988,400.00	3.37%	2.912 2.791	\$90.39 \$18,077,800.00	\$89,400.00	1.08%	Aaa AA+
3130ALCE2	FHLB 0.920% 02/26/2027	6/14/2022 6/15/2022	\$11,145,000.00	\$9,761,348.25	\$9,761,348.25	3.83%	2.918 2.803	\$90.17 \$10,049,669.40	\$288,321.15	0.60%	Aaa AA+
3130ALCE2	FHLB 0.920% 02/26/2027	10/19/2022 10/20/2022	\$7,500,000.00	\$6,393,000.00	\$6,393,000.00	4.71%	2.918 2.803	\$90.17 \$6,762,900.00	\$369,900.00	0.40%	Aaa AA+
742651DZ2	PEFCO 3.900% 10/15/2027	4/27/2023 5/3/2023	\$6,095,000.00	\$6,104,752.00	\$6,104,752.00	3.86%	3.551 3.208	\$97.11 \$5,918,610.70	(\$186,141.30)	0.35%	Aaa AA+
742651DZ2	PEFCO 3.900% 10/15/2027	4/28/2023 5/3/2023	\$5,925,000.00	\$5,915,520.00	\$5,915,520.00	3.94%	3.551 3.208	\$97.11 \$5,753,530.50	(\$161,989.50)	0.34%	Aaa AA+



Franklin County Core Operating Account

**POSITION STATEMENT**

As of March 31, 2024



CUSIP	Security Description	Trade Date/ Settlement Date	Par Value	Principal Cost/ Purchased Interest	Total Cost	Yield at Cost	Maturity/ Duration	Market Price/ Market Value	Unrealized Gain/ (Loss)	% of Assets	Moody's/ S&P Rating
3130ATUS4	FHLB 4.250% 12/10/2027	12/30/2022 12/30/2022	\$15,500,000.00	\$15,573,470.00	\$15,573,470.00	4.14%	3.704 3.347	\$99.56 \$15,431,645.00	(\$141,825.00)	0.92%	Aaa AA+
3133EMRK0	FFCB 0.830% 02/22/2028	4/5/2023 4/6/2023	\$30,040,000.00	\$26,221,615.60	\$26,221,615.60	3.70%	3.907 3.728	\$85.95 \$25,820,581.60	(\$401,034.00)	1.54%	Aaa AA+
880591EZ1	TVA 3.875% 03/15/2028	3/28/2023 3/30/2023	\$27,500,000.00	\$27,377,095.00	\$27,377,095.00	3.98%	3.967 3.626	\$98.39 \$27,056,425.00	(\$320,670.00)	1.61%	Aaa AA+
3133EPFU4	FFCB 3.500% 04/12/2028	4/14/2023 4/17/2023	\$25,000,000.00	\$24,718,250.00	\$24,718,250.00	3.75%	4.044 3.656	\$96.97 \$24,241,750.00	(\$476,500.00)	1.45%	Aaa AA+
3133EPGW9	FEDERAL FARM 3.875% 04/25/2028	4/20/2023 4/25/2023	\$22,000,000.00	\$22,078,980.00	\$22,078,980.00	3.80%	4.079 3.664	\$98.33 \$21,632,820.00	(\$446,160.00)	1.29%	Aaa AA+
3133EPLD5	FEDERAL FARM 3.875% 05/30/28	5/25/2023 5/30/2023	\$22,515,000.00	\$22,454,209.50	\$22,454,209.50	3.94%	4.175 3.760	\$98.49 \$22,174,798.35	(\$279,411.15)	1.32%	Aaa AA+
3130AWMN7	FHLB 4.375% 06/09/2028	8/10/2023 8/11/2023	\$21,000,000.00	\$21,028,140.00	\$21,028,140.00	4.34%	4.203 3.751	\$100.20 \$21,042,210.00	\$14,070.00	1.26%	Aaa AA+
3133EPNH4	FFCB 3.875 06/21/2028	6/15/2023 6/21/2023	\$17,600,000.00	\$17,521,680.00	\$17,521,680.00	3.97%	4.236 3.819	\$98.48 \$17,331,600.00	(\$190,080.00)	1.03%	Aaa AA+
3133EPSK2	FFCB 4.250 08/07/28	8/1/2023 8/7/2023	\$20,380,000.00	\$20,287,474.80	\$20,287,474.80	4.35%	4.364 3.918	\$99.92 \$20,364,103.60	\$76,628.80	1.22%	Aaa AA+
3133EPUN3	FEDERAL FARM 4.5% 08/28/2028	8/25/2023 8/28/2023	\$19,000,000.00	\$18,989,895.80	\$18,989,895.80	4.51%	4.422 3.958	\$100.92 \$19,175,560.00	\$185,664.20	1.14%	Aaa AA+
3133EPZN8	FEDERAL FARM 5.00% 10/24/2028	10/18/2023 10/24/2023	\$10,175,000.00	\$10,175,000.00	\$10,175,000.00	5.00%	4.578 3.983	\$103.03 \$10,482,895.50	\$307,895.50	0.63%	Aaa AA+
742651EA6	PEFCO 4.300% 12/15/2028	1/24/2024 1/30/2024	\$25,000,000.00	\$25,171,500.00	\$25,171,500.00	4.14%	4.721 4.197	\$99.93 \$24,981,250.00	(\$190,250.00)	1.49%	Aaa AA+
742651EA6	PEFCO 4.300% 12/15/2028	1/22/2024 1/30/2024	\$5,950,000.00	\$5,949,464.50	\$5,949,464.50	4.30%	4.721 4.197	\$99.93 \$5,945,537.50	(\$3,927.00)	0.35%	Aaa AA+
3133EP4A0	FFCB 4.250% 02/28/2029	2/28/2024 2/29/2024	\$15,000,000.00	\$14,947,200.00 \$1,770.84	\$14,948,970.84	4.33%	4.926 4.383	\$100.06 \$15,008,850.00	\$61,650.00	0.90%	Aaa AA+
<b>SubTotal</b>			<b>\$999,595,638.89</b>	<b>\$987,171,817.24 \$1,770.84</b>	<b>\$987,173,588.08</b>	<b>1.90%</b>		<b>\$956,137,958.51</b>	<b>(\$31,033,858.73)</b>	<b>57.06%</b>	
<b>CDARS</b>											
01107CDAR	RIVERSIDE BANK 0.5 08/29/2024	8/31/2023 8/31/2023	\$3,056,000.00	\$3,056,000.00	\$3,056,000.00	0.50%	0.422 0.423	\$100.00 \$3,056,000.00	\$0.00	0.18%	
01108CDAR	FIRST BANK RICHMOND 0.50% 08/29/2024	8/31/2023 8/31/2023	\$4,444,000.00	\$4,444,000.00	\$4,444,000.00	0.50%	0.422 0.423	\$100.00 \$4,444,000.00	\$0.00	0.27%	

Franklin County Core Operating Account

**POSITION STATEMENT**

As of March 31, 2024



CUSIP	Security Description	Trade Date/ Settlement Date	Par Value	Principal Cost/ Purchased Interest	Total Cost	Yield at Cost	Maturity/ Duration	Market Price/ Market Value	Unrealized Gain/ (Loss)	% of Assets	Moody's/ S&P Rating
01102CDAR	FIRST COMMONWEALTH BANK 0.75% 09/12/2024	9/14/2023 9/14/2023	\$9,000,000.00	\$9,000,000.00	\$9,000,000.00	0.75%	0.460 0.461	\$100.00 \$9,000,000.00	\$0.00	0.54%	
01105CDAR	CFBANK, N.A. 0.50% 09/26/2024	9/28/2023 9/28/2023	\$7,500,000.00	\$7,500,000.00	\$7,500,000.00	0.50%	0.499 0.500	\$100.00 \$7,500,000.00	\$0.00	0.45%	
<b>SubTotal</b>			<b>\$24,000,000.00</b>	<b>\$24,000,000.00</b>	<b>\$24,000,000.00</b>	<b>0.59%</b>		<b>\$24,000,000.00</b>	<b>\$0.00</b>	<b>1.43%</b>	

**Commercial Paper**

62479LEM3	MUFG Bank, Ltd. 05/21/2024	8/25/2023 8/28/2023	\$20,000,000.00	\$19,170,816.67	\$19,170,816.67	5.83%	0.148 0.146	\$99.19 \$19,838,400.00	\$667,583.33	1.18%	P-1 A-1
62479LFB6	MUFG Bank, Ltd. 06/11/2024	9/15/2023 9/15/2023	\$9,200,000.00	\$8,811,530.00	\$8,811,530.00	5.88%	0.205 0.202	\$98.87 \$9,096,132.00	\$284,602.00	0.54%	P-1 A-1
62479LGP4	MUFG Bank, Ltd. 07/23/2024	1/3/2024 1/4/2024	\$12,330,000.00	\$11,972,019.00	\$11,972,019.00	5.36%	0.321 0.314	\$98.25 \$12,113,978.40	\$141,959.40	0.72%	P-1 A-1
22533THC3	Credit Agricole Corporate and Investment Bank 08/12/2024	11/16/2023 11/17/2023	\$15,095,000.00	\$14,479,149.16	\$14,479,149.16	5.69%	0.375 0.367	\$97.95 \$14,785,401.55	\$306,252.39	0.88%	P-1 A-1
4497W0HT8	ING (U.S.) Funding LLC 08/27/2024	2/28/2024 2/29/2024	\$15,610,000.00	\$15,200,237.50	\$15,200,237.50	5.39%	0.416 0.407	\$97.78 \$15,263,973.13	\$63,735.63	0.91%	P-1 A-1
<b>SubTotal</b>			<b>\$72,235,000.00</b>	<b>\$69,633,752.33</b>	<b>\$69,633,752.33</b>	<b>5.63%</b>		<b>\$71,097,885.08</b>	<b>\$1,464,132.75</b>	<b>4.24%</b>	

**Corporate Bond**

14913R2L0	Caterpillar Financial Services Corporation 0.450% 05/17/2024	2/24/2022 2/28/2022	\$1,794,000.00	\$1,738,063.08	\$1,738,063.08	1.89%	0.137 0.136	\$99.34 \$1,782,141.66	\$44,078.58	0.11%	A2 A
89236TJH9	Toyota Motor Credit Corporation 0.500% 06/18/2024	9/16/2021 9/20/2021	\$10,000,000.00	\$9,973,600.00	\$9,973,600.00	0.60%	0.225 0.221	\$98.93 \$9,892,600.00	(\$81,000.00)	0.59%	A1 A+
89236TJH9	Toyota Motor Credit Corporation 0.500% 06/18/2024	10/6/2021 10/8/2021	\$4,000,000.00	\$3,981,240.00	\$3,981,240.00	0.68%	0.225 0.221	\$98.93 \$3,957,040.00	(\$24,200.00)	0.24%	A1 A+
24422EVU0	John Deere Capital Corporation 0.625% 09/10/2024	9/8/2021 9/10/2021	\$3,150,000.00	\$3,152,520.00	\$3,152,520.00	0.60%	0.455 0.445	\$97.95 \$3,085,362.00	(\$67,158.00)	0.18%	A1 A

Franklin County Core Operating Account

**POSITION STATEMENT**

As of March 31, 2024



CUSIP	Security Description	Trade Date/ Settlement Date	Par Value	Principal Cost/ Purchased Interest	Total Cost	Yield at Cost	Maturity/ Duration	Market Price/ Market Value	Unrealized Gain/ (Loss)	% of Assets	Moody's/ S&P Rating
14913R2P1	Caterpillar Financial Services Corporation 0.600% 09/13/2024	9/9/2021 9/14/2021	\$3,170,000.00	\$3,171,141.20	\$3,171,141.20	0.59%	0.463 0.453	\$97.81 \$3,100,513.60	(\$70,627.60)	0.19%	A2 A
06406RAX5	The Bank of New York Mellon Corporation 0.850% 10/25/2024	10/22/2021 10/25/2021	\$8,450,000.00	\$8,440,536.00	\$8,440,536.00	0.89%	0.578 0.562	\$97.30 \$8,221,681.00	(\$218,855.00)	0.49%	A1 A
24422EVY2	John Deere Capital Corporation 1.250% 01/10/2025	1/4/2022 1/10/2022	\$10,250,000.00	\$10,258,712.50	\$10,258,712.50	1.22%	0.789 0.768	\$96.95 \$9,937,785.00	(\$320,927.50)	0.59%	A1 A
89236TKC8	Toyota Motor Credit Corporation 3.950% 06/30/2025	6/28/2022 6/30/2022	\$12,000,000.00	\$12,007,040.00	\$12,007,040.00	3.96%	1.258 1.200	\$98.65 \$11,837,880.00	(\$169,160.00)	0.71%	A1 A+
89236TKC8	Toyota Motor Credit Corporation 3.950% 06/30/2025	6/29/2022 7/1/2022	\$2,000,000.00	\$2,003,680.00	\$2,003,680.00	3.88%	1.258 1.200	\$98.65 \$1,972,980.00	(\$30,700.00)	0.12%	A1 A+
89236TKF1	Toyota Motor Credit Corporation 3.650% 08/18/2025	8/15/2022 8/18/2022	\$11,500,000.00	\$11,506,440.00	\$11,506,440.00	3.63%	1.392 1.332	\$98.19 \$11,291,390.00	(\$215,050.00)	0.67%	A1 A+
06428CAA2	Bank of America, National Association 5.526% 08/18/2026	8/15/2023 8/18/2023	\$18,550,000.00	\$18,553,524.50	\$18,553,524.50	5.52%	2.392 2.143	\$101.09 \$18,751,824.00	\$198,299.50	1.12%	Aa1 A+
<b>SubTotal</b>			<b>\$84,864,000.00</b>	<b>\$84,786,497.28</b>	<b>\$84,786,497.28</b>	<b>2.79%</b>		<b>\$83,831,197.26</b>	<b>(\$955,300.02)</b>	<b>5.00%</b>	

Foreign Government Bond											
46514AMT3	State of Israel 3.260% 04/01/2024	4/1/2019 4/1/2019	\$1,000,000.00	\$1,000,000.00	\$1,000,000.00	3.26%	0.011 0.013	\$100.00 \$1,000,000.00	\$0.00	0.06%	A-1 AA-
46513JEB3	State of Israel 2.280% 02/01/2025	2/1/2020 2/1/2020	\$3,500,000.00	\$3,500,000.00	\$3,500,000.00	2.28%	0.849 0.818	\$97.63 \$3,417,207.50	(\$82,792.50)	0.20%	A-1 AA-
46513JRA1	State of Israel 2.430% 02/01/2025	2/1/2020 2/1/2020	\$1,500,000.00	\$1,500,000.00	\$1,500,000.00	2.43%	0.849 0.817	\$97.97 \$1,469,524.50	(\$30,475.50)	0.09%	A-1 AA-
46513JRS2	State of Israel 1.570% 10/01/2025	9/17/2020 10/1/2020	\$2,500,000.00	\$2,500,000.00	\$2,500,000.00	1.57%	1.512 1.453	\$95.39 \$2,384,650.00	(\$115,350.00)	0.14%	A-1 AA-
46514TPV4	State of Israel 1.200% 02/01/2026	2/1/2021 2/1/2021	\$3,000,000.00	\$3,000,000.00	\$3,000,000.00	1.20%	1.849 1.779	\$93.80 \$2,813,964.00	(\$186,036.00)	0.17%	A-1 AA-
46514TZG6	State of Israel 1.350% 02/01/2026	2/1/2021 2/1/2021	\$500,000.00	\$500,000.00	\$500,000.00	1.35%	1.849 1.774	\$94.06 \$470,302.50	(\$29,697.50)	0.03%	A-1 AA-

Franklin County Core Operating Account

**POSITION STATEMENT**

As of March 31, 2024



CUSIP	Security Description	Trade Date/ Settlement Date	Par Value	Principal Cost/ Purchased Interest	Total Cost	Yield at Cost	Maturity/ Duration	Market Price/ Market Value	Unrealized Gain/ (Loss)	% of Assets	Moody's/ S&P Rating
46514AM48	State of Israel 5.390% 12/01/2026	12/1/2023 12/1/2023	\$5,000,000.00	\$5,000,000.00	\$5,000,000.00	5.39%	2.679 0.188	\$100.00 \$5,000,000.00	\$0.00	0.30%	A-1 AA-
46514VDB6	State of Israel 2.270% 02/01/2027	2/4/2022 2/4/2022	\$2,500,000.00	\$2,500,000.00	\$2,500,000.00	2.27%	2.849 2.570	\$94.04 \$2,350,990.00	(\$149,010.00)	0.14%	A-1 AA-
46514VDJ9	State of Israel 3.580% 05/01/2027	5/10/2022 5/15/2022	\$1,500,000.00	\$1,500,000.00	\$1,500,000.00	3.58%	3.093 2.214	\$97.21 \$1,458,103.50	(\$41,896.50)	0.09%	A-1 AA-
46514VDU4	State of Israel 5.040% 10/01/2027	10/15/2022 10/15/2022	\$2,500,000.00	\$2,500,000.00	\$2,500,000.00	5.04%	3.512 0.926	\$99.62 \$2,490,592.50	(\$9,407.50)	0.15%	A-1 AA-
46514BDB0	State of Israel 4.460% 02/01/2028	2/1/2023 2/1/2023	\$4,000,000.00	\$4,000,000.00	\$4,000,000.00	4.46%	3.849 0.294	\$100.00 \$4,000,000.00	\$0.00	0.24%	A-1 AA-
465HBDU81	State of Israel 5.740% 10/01/2028	10/16/2023 10/16/2023	\$2,500,000.00	\$2,500,000.00	\$2,500,000.00	5.74%	4.515 3.827	\$100.00 \$2,500,000.00	\$0.00	0.15%	A-1 AA-
46514AM97	State of Israel 5.590% 12/01/2028	12/1/2023 12/1/2023	\$3,000,000.00	\$3,000,000.00	\$3,000,000.00	5.59%	4.682 0.294	\$99.99 \$2,999,658.00	(\$342.00)	0.18%	A-1 AA-
<b>SubTotal</b>			<b>\$33,000,000.00</b>	<b>\$33,000,000.00</b>	<b>\$33,000,000.00</b>	<b>3.75%</b>		<b>\$32,354,992.50</b>	<b>(\$645,007.50)</b>	<b>1.93%</b>	
<b>Municipal Bond</b>											
MS0018627	FCCFA Series 2019 3.08% 12/01/2024	7/3/2019 7/3/2019	\$6,000,000.00	\$6,000,000.00	\$6,000,000.00	3.08%	0.679 0.664	\$99.97 \$5,998,260.00	(\$1,740.00)	0.36%	
199098DJ0	The Ohio Capital Fund LLC 1.176% 08/15/2025	12/10/2020 12/15/2020	\$2,520,000.00	\$2,560,975.20	\$2,560,975.20	0.82%	1.384 1.342	\$94.97 \$2,393,299.44	(\$167,675.76)	0.14%	AA
239876CT0	Dayton, City of 1.101% 12/01/2025	10/23/2020 11/12/2020	\$890,000.00	\$890,000.00	\$890,000.00	1.10%	1.679 1.622	\$93.65 \$833,520.60	(\$56,479.40)	0.05%	Aa3 AA
19954VAK3	Columbus State Community College 0.667% 12/01/2025	9/11/2020 10/8/2020	\$2,500,000.00	\$2,500,000.00	\$2,500,000.00	0.67%	1.679 1.628	\$93.05 \$2,326,125.00	(\$173,875.00)	0.14%	Aa1 AA
199492R76	Columbus, City Of 0.784% 04/01/2026	2/19/2021 2/23/2021	\$1,125,000.00	\$1,130,850.00	\$1,130,850.00	0.68%	2.011 1.945	\$92.55 \$1,041,221.25	(\$89,628.75)	0.06%	Aaa AAA
1995077C2	Columbus City School District 5.000% 12/01/2026	9/3/2020 9/24/2020	\$1,500,000.00	\$1,847,880.00	\$1,847,880.00	1.11%	2.679 2.444	\$100.54 \$1,508,155.50	(\$339,724.50)	0.09%	Aa2 AA
MS0310040	FCCFA Series 2011 3.52% 12/1/2026	12/1/2016 12/1/2016	\$14,633,000.00	\$14,633,000.00	\$14,633,000.00	3.52%	2.679 2.507	\$99.97 \$14,628,171.11	(\$4,828.89)	0.87%	
MS0016449	FCCFA Series 2018 3.81% 12/1/2027	12/1/2022 12/1/2022	\$18,000,000.00	\$18,000,000.00	\$18,000,000.00	3.81%	3.679 3.360	\$99.98 \$17,996,580.00	(\$3,420.00)	1.07%	

Franklin County Core Operating Account

**POSITION STATEMENT**

As of March 31, 2024



CUSIP	Security Description	Trade Date/ Settlement Date	Par Value	Principal Cost/ Purchased Interest	Total Cost	Yield at Cost	Maturity/ Duration	Market Price/ Market Value	Unrealized Gain/ (Loss)	% of Assets	Moody's/ S&P Rating
199492P86	Columbus, City Of 1.215% 04/01/2028	1/15/2021 2/17/2021	\$350,000.00	\$350,000.00	\$350,000.00	1.22%	4.014 3.807	\$88.34 \$309,186.50	(\$40,813.50)	0.02%	Aaa AAA
MS0009675	FCCFA Series 2014 3.47% 12/01/2023	12/1/2023 12/1/2023	\$15,000,000.00	\$15,000,000.00	\$15,000,000.00	3.81%	4.682 0.472	\$100.00 \$14,999,400.00	(\$600.00)	0.90%	
6775224G6	Ohio, State of 1.500% 08/01/2029	6/18/2020 6/26/2020	\$8,000,000.00	\$8,000,000.00	\$8,000,000.00	1.50%	5.348 5.009	\$86.68 \$6,934,536.00	(\$1,065,464.00)	0.41%	Aaa AAA
23223PGN1	Cuyahoga, County of 1.629% 12/01/2029	10/14/2020 11/3/2020	\$3,080,000.00	\$3,080,000.00	\$3,080,000.00	1.63%	5.682 5.260	\$85.27 \$2,626,192.80	(\$453,807.20)	0.16%	Aa2 AA
353174JE6	Franklin County Convention Facilities Authority 1.922% 12/01/2029	9/2/2020 9/22/2020	\$5,295,000.00	\$5,295,000.00	\$5,295,000.00	1.92%	5.682 5.208	\$85.81 \$4,543,480.65	(\$751,519.35)	0.27%	Aa2 AA
<b>SubTotal</b>			<b>\$78,893,000.00</b>	<b>\$79,287,705.20</b>	<b>\$79,287,705.20</b>	<b>2.97%</b>		<b>\$76,138,128.85</b>	<b>(\$3,149,576.35)</b>	<b>4.54%</b>	

**U.S. Treasury Bond**

9128283F5	UST 2.250% 11/15/2027	1/11/2023 1/12/2023	\$11,500,000.00	\$10,769,121.09	\$10,769,121.09	3.70%	3.636 3.399	\$93.17 \$10,714,320.00	(\$54,801.09)	0.64%	Aaa AA+
9128283F5	UST 2.250% 11/15/2027	1/19/2023 1/20/2023	\$5,600,000.00	\$5,289,156.25	\$5,289,156.25	3.51%	3.636 3.399	\$93.17 \$5,217,408.00	(\$71,748.25)	0.31%	Aaa AA+
9128283F5	UST 2.250% 11/15/2027	5/2/2023 5/3/2023	\$8,000,000.00	\$7,533,437.50	\$7,533,437.50	3.66%	3.636 3.399	\$93.17 \$7,453,440.00	(\$79,997.50)	0.44%	Aaa AA+
<b>SubTotal</b>			<b>\$25,100,000.00</b>	<b>\$23,591,714.84</b>	<b>\$23,591,714.84</b>	<b>3.64%</b>		<b>\$23,385,168.00</b>	<b>(\$206,546.84)</b>	<b>1.40%</b>	

**U.S. Treasury Note**

912828ZL7	UST 0.375% 04/30/2025	6/2/2021 6/3/2021	\$18,000,000.00	\$17,891,015.63	\$17,891,015.63	0.53%	1.090 1.062	\$95.18 \$17,132,400.00	(\$758,615.63)	1.02%	Aaa AA+
912828ZW3	UST 0.250% 06/30/2025	5/21/2021 5/24/2021	\$10,000,000.00	\$9,851,171.88	\$9,851,171.88	0.62%	1.258 1.227	\$94.43 \$9,442,600.00	(\$408,571.88)	0.56%	Aaa AA+
91282CBC4	UST 0.375% 12/31/2025	5/28/2021 5/28/2021	\$10,000,000.00	\$9,842,968.75	\$9,842,968.75	0.72%	1.762 1.716	\$92.81 \$9,280,500.00	(\$562,468.75)	0.55%	Aaa AA+
91282CBW0	UST 0.750% 04/30/2026	5/18/2021 5/19/2021	\$20,000,000.00	\$19,929,687.50	\$19,929,687.50	0.82%	2.090 2.024	\$92.46 \$18,491,400.00	(\$1,438,287.50)	1.10%	Aaa AA+
91282CCJ8	UST 0.875% 06/30/2026	10/26/2021 10/27/2021	\$6,150,000.00	\$6,069,041.02	\$6,069,041.02	1.16%	2.258 2.185	\$92.29 \$5,676,019.50	(\$393,021.52)	0.34%	Aaa AA+
91282CHM6	UST 4.500% 07/15/2026	9/27/2023 9/28/2023	\$9,000,000.00	\$8,914,921.88	\$8,914,921.88	4.86%	2.299 2.143	\$99.98 \$8,997,930.00	\$83,008.12	0.54%	Aaa AA+

Franklin County Core Operating Account

**POSITION STATEMENT**

As of March 31, 2024



CUSIP	Security Description	Trade Date/ Settlement Date	Par Value	Principal Cost/ Purchased Interest	Total Cost	Yield at Cost	Maturity/ Duration	Market Price/ Market Value	Unrealized Gain/ (Loss)	% of Assets	Moody's/ S&P Rating
91282CCP4	UST 0.625% 07/31/2026	8/30/2021 8/31/2021	\$10,500,000.00	\$10,422,890.63	\$10,422,890.63	0.78%	2.342 2.274	\$91.47 \$9,603,825.00	(\$819,065.63)	0.57%	Aaa AA+
91282CCW9	UST 0.750% 08/31/2026	8/27/2021 8/31/2021	\$10,000,000.00	\$9,970,703.12	\$9,970,703.12	0.81%	2.427 2.354	\$91.51 \$9,150,800.00	(\$819,903.12)	0.55%	Aaa AA+
91282CCZ2	UST 0.875% 09/30/2026	9/28/2021 9/30/2021	\$10,000,000.00	\$9,937,500.00	\$9,937,500.00	1.00%	2.510 2.420	\$91.61 \$9,161,300.00	(\$776,200.00)	0.55%	Aaa AA+
912828U24	UST 2.000% 11/15/2026	7/10/2023 7/11/2023	\$25,000,000.00	\$23,056,640.63	\$23,056,640.63	4.53%	2.636 2.502	\$94.00 \$23,501,000.00	\$444,359.37	1.40%	Aaa AA+
912828Z78	UST 1.500% 01/31/2027	10/13/2023 10/16/2023	\$23,500,000.00	\$21,197,734.38	\$21,197,734.38	4.75%	2.847 2.726	\$92.34 \$21,699,900.00	\$502,165.62	1.30%	Aaa AA+
912828V98	UST 2.250% 02/15/2027	4/11/2022 4/12/2022	\$10,000,000.00	\$9,747,656.25	\$9,747,656.25	2.81%	2.888 2.740	\$94.26 \$9,426,200.00	(\$321,456.25)	0.56%	Aaa AA+
912828V98	UST 2.250% 02/15/2027	6/15/2022 6/15/2022	\$7,500,000.00	\$7,098,046.88	\$7,098,046.88	3.50%	2.888 2.740	\$94.26 \$7,069,650.00	(\$28,396.88)	0.42%	Aaa AA+
91282CEF4	UST 2.500% 03/31/2027	4/11/2022 4/12/2022	\$10,000,000.00	\$9,866,796.88	\$9,866,796.88	2.79%	3.008 2.813	\$94.81 \$9,481,300.00	(\$385,496.88)	0.57%	Aaa AA+
91282CEF4	UST 2.500% 03/31/2027	6/15/2022 6/15/2022	\$7,500,000.00	\$7,181,250.00	\$7,181,250.00	3.47%	3.008 2.813	\$94.81 \$7,110,975.00	(\$70,275.00)	0.42%	Aaa AA+
91282CEF4	UST 2.500% 03/31/2027	6/29/2023 6/30/2023	\$5,100,000.00	\$4,779,457.03	\$4,779,457.03	4.33%	3.008 2.813	\$94.81 \$4,835,463.00	\$56,005.97	0.29%	Aaa AA+
91282CEN7	UST 2.750% 04/30/2027	5/17/2022 5/18/2022	\$10,100,000.00	\$10,017,542.97	\$10,017,542.97	2.93%	3.090 2.881	\$95.37 \$9,632,471.00	(\$385,071.97)	0.57%	Aaa AA+
91282CEN7	UST 2.750% 04/30/2027	6/15/2022 6/16/2022	\$7,500,000.00	\$7,258,300.78	\$7,258,300.78	3.47%	3.090 2.881	\$95.37 \$7,152,825.00	(\$105,475.78)	0.43%	Aaa AA+
91282CEN7	UST 2.750% 04/30/2027	6/29/2023 6/30/2023	\$5,100,000.00	\$4,817,906.25	\$4,817,906.25	4.33%	3.090 2.881	\$95.37 \$4,863,921.00	\$46,014.75	0.29%	Aaa AA+
91282CET4	UST 2.625% 05/31/2027	6/1/2022 6/2/2022	\$6,000,000.00	\$5,917,265.63	\$5,917,265.63	2.92%	3.175 2.970	\$94.90 \$5,694,120.00	(\$223,145.63)	0.34%	Aaa AA+
91282CET4	UST 2.625% 05/31/2027	6/3/2022 6/3/2022	\$5,450,000.00	\$5,371,230.47	\$5,371,230.47	2.94%	3.175 2.970	\$94.90 \$5,172,159.00	(\$199,071.47)	0.31%	Aaa AA+
91282CET4	UST 2.625% 05/31/2027	6/14/2022 6/15/2022	\$10,000,000.00	\$9,562,890.63	\$9,562,890.63	3.60%	3.175 2.970	\$94.90 \$9,490,200.00	(\$72,690.63)	0.57%	Aaa AA+
91282CEW7	UST 3.250% 06/30/2027	8/22/2022 8/23/2022	\$11,000,000.00	\$11,033,945.31	\$11,033,945.31	3.18%	3.258 3.023	\$96.71 \$10,638,210.00	(\$395,735.31)	0.63%	Aaa AA+
91282CEW7	UST 3.250% 06/30/2027	5/2/2023 5/3/2023	\$7,000,000.00	\$6,879,687.50	\$6,879,687.50	3.70%	3.258 3.023	\$96.71 \$6,769,770.00	(\$109,917.50)	0.40%	Aaa AA+

Franklin County Core Operating Account

**POSITION STATEMENT**

As of March 31, 2024



CUSIP	Security Description	Trade Date/ Settlement Date	Par Value	Principal Cost/ Purchased Interest	Total Cost	Yield at Cost	Maturity/ Duration	Market Price/ Market Value	Unrealized Gain/ (Loss)	% of Assets	Moody's/ S&P Rating
91282CFB2	UST 2.750% 07/31/2027	9/26/2022 9/27/2022	\$13,000,000.00	\$12,180,898.44	\$12,180,898.44	4.20%	3.342 3.128	\$95.09 \$12,362,220.00	\$181,321.56	0.74%	Aaa AA+
91282CFB2	UST 2.750% 07/31/2027	5/2/2023 5/3/2023	\$8,000,000.00	\$7,707,500.00	\$7,707,500.00	3.69%	3.342 3.128	\$95.09 \$7,607,520.00	(\$99,980.00)	0.45%	Aaa AA+
91282CFH9	UST 3.125% 08/31/2027	8/29/2022 8/31/2022	\$11,550,000.00	\$11,479,166.02	\$11,479,166.02	3.26%	3.427 3.194	\$96.20 \$11,110,984.50	(\$368,181.52)	0.66%	Aaa AA+
91282CFH9	UST 3.125% 08/31/2027	10/19/2022 10/20/2022	\$4,000,000.00	\$3,788,750.00	\$3,788,750.00	4.34%	3.427 3.194	\$96.20 \$3,847,960.00	\$59,210.00	0.23%	Aaa AA+
91282CFH9	UST 3.125% 08/31/2027	1/19/2023 1/20/2023	\$7,000,000.00	\$6,882,695.31	\$6,882,695.31	3.52%	3.427 3.194	\$96.20 \$6,733,930.00	(\$148,765.31)	0.40%	Aaa AA+
91282CFM8	UST 4.125% 09/30/2027	10/11/2022 10/12/2022	\$10,000,000.00	\$9,985,546.88	\$9,985,546.88	4.16%	3.510 3.166	\$99.36 \$9,935,900.00	(\$49,646.88)	0.59%	Aaa AA+
91282CFM8	UST 4.125% 09/30/2027	10/17/2022 10/18/2022	\$10,000,000.00	\$9,949,609.38	\$9,949,609.38	4.24%	3.510 3.166	\$99.36 \$9,935,900.00	(\$13,709.38)	0.59%	Aaa AA+
91282CFZ9	UST 3.875% 11/30/2027	2/16/2023 2/17/2023	\$17,250,000.00	\$17,110,517.58	\$17,110,517.58	4.06%	3.677 3.342	\$98.53 \$16,996,597.50	(\$113,920.08)	1.01%	Aaa AA+
91282CFZ9	UST 3.875% 11/30/2027	5/2/2023 5/3/2023	\$7,200,000.00	\$7,271,437.50	\$7,271,437.50	3.64%	3.677 3.342	\$98.53 \$7,094,232.00	(\$177,205.50)	0.42%	Aaa AA+
91282CGH8	UST 3.500% 01/31/2028	1/26/2023 1/31/2023	\$20,000,000.00	\$19,916,406.25	\$19,916,406.25	3.59%	3.847 3.530	\$97.22 \$19,444,600.00	(\$471,806.25)	1.16%	Aaa AA+
9128284N7	UST 2.875% 05/15/2028	5/18/2023 5/19/2023	\$20,000,000.00	\$19,242,187.50	\$19,242,187.50	3.71%	4.134 3.792	\$94.78 \$18,956,200.00	(\$285,987.50)	1.13%	Aaa AA+
91282CHQ7	UST 4.125% 07/31/2028	2/5/2024 2/6/2024	\$12,500,000.00	\$12,488,769.53 \$8,499.31	\$12,497,268.84	4.15%	4.345 3.909	\$99.54 \$12,441,875.00	(\$46,894.53)	0.74%	Aaa AA+
91282CKD2	UST 4.250% 02/28/2029	3/8/2024 3/11/2024	\$6,930,000.00	\$6,988,471.88 \$8,803.74	\$6,997,275.62	4.06%	4.926 4.385	\$100.30 \$6,950,582.10	(\$37,889.78)	0.41%	Aaa AA+
<b>SubTotal</b>			<b>\$401,830,000.00</b>	<b>\$391,608,208.27 \$17,303.05</b>	<b>\$391,625,511.32</b>	<b>3.13%</b>		<b>\$382,893,439.60</b>	<b>(\$8,714,768.67)</b>	<b>22.85%</b>	
<b>Grand Total</b>			<b>\$1,745,308,591.70</b>	<b>\$1,718,870,647.97 \$19,073.89</b>	<b>\$1,718,889,721.86</b>	<b>2.47%</b>		<b>\$1,675,629,722.61</b>	<b>(\$43,240,925.36)</b>	<b>100.00%</b>	

**TRANSACTION STATEMENT**

As of March 31, 2024



Transaction Type	Trade Date	Settlement Date	CUSIP	Security Description	Par Value	Principal Amount	Purchased Interest	Total Cost	Yield at Cost
<b>Purchase</b>									
Purchase	3/8/2024	3/11/2024	91282CKD2	UST 4.250% 02/28/2029	6,930,000.00	6,988,471.88	8,803.74	6,997,275.62	4.06%
<b>Total</b>					<b>6,930,000.00</b>	<b>6,988,471.88</b>	<b>8,803.74</b>	<b>6,997,275.62</b>	

Transaction Type	Trade Date	Settlement Date	CUSIP	Security Description	Par Value	Principal Cost	Total Proceeds	Realized Gain/Loss
<b>Maturity</b>								
Maturity	3/4/2024	3/4/2024	46640PC43	J.P. Morgan Securities LLC 03/04/2024	6,515,000.00	6,252,119.75	6,515,000.00	262,880.25
Maturity	3/14/2024	3/14/2024	01103CDAR	FIRST COMMONWEALTH BANK 0.75% 03/14/2024	2,835,081.06	2,835,081.06	2,835,081.06	0.00
<b>Total</b>					<b>9,350,081.06</b>	<b>9,087,200.81</b>	<b>9,350,081.06</b>	<b>262,880.25</b>



**TRANSACTION STATEMENT**

As of March 31, 2024

Transaction Type	Payment Date	Settlement Date	CUSIP	Security Description	Interest Received
<b>Interest/Dividends</b>					
Interest/Dividends	3/1/2024	3/1/2024	MS0016449	FCCFA Series 2018 3.81% 12/1/2027	14,400.00
Interest/Dividends	3/1/2024	3/1/2024	8549STAR5	STAR Ohio Money Market Fund	13,320.95
Interest/Dividends	3/11/2024	3/11/2024	24422EVU0	John Deere Capital Corporation 0.625% 09/10/2024	9,843.75
Interest/Dividends	3/11/2024	3/11/2024	3130ALDZ4	FHLB 0.500% 03/10/2025	31,250.00
Interest/Dividends	3/13/2024	3/13/2024	14913R2P1	Caterpillar Financial Services Corporation 0.600% 09/13/2024	9,510.00
Interest/Dividends	3/15/2024	3/15/2024	880591EZ1	TVA 3.875% 03/15/2028	532,812.50
Interest/Dividends	3/25/2024	3/25/2024	3133EMUK6	FFCB 1.050% 03/25/2026	26,250.00
Interest/Dividends	3/25/2024	3/25/2024	3137EAEX3	FMCC 0.375% 09/23/2025	23,437.50
Interest/Dividends	3/25/2024	3/25/2024	3130AK6G6	FHLB 0.390% 09/23/2024	9,750.00
Interest/Dividends	3/25/2024	3/25/2024	3133EMBD3	FFCB 0.360% 09/24/2024	18,000.00
Interest/Dividends	3/25/2024	3/25/2024	3134GWUS3	FMCC 0.400% 09/24/2024	20,000.00
Interest/Dividends	3/25/2024	3/25/2024	3134GWR65	FMCC 0.500% 06/24/2025	13,750.00
Interest/Dividends	3/28/2024	3/28/2024	3130AMT77	FHLB 0.650% 03/28/2025	44,687.50
<b>Total</b>					<b>767,012.20</b>

**TRANSACTION STATEMENT**

As of March 31, 2024



Transaction Type	Trade Date	Settlement Date	Transaction Description	Amount
<b>Contribution</b>				
Contribution	3/19/2024	3/19/2024	Cash In	3,035.56
<b>Total</b>				<b>3,035.56</b>
<b>Withdrawal</b>				
Withdrawal	3/19/2024	3/19/2024	Cash Out	(3,035.56)
<b>Total</b>				<b>(3,035.56)</b>

**STATEMENT DISCLOSURE**

As of March 31, 2024



Meeder provides monthly statements for its investment management clients to provide information about the investment portfolio. The information should not be used for audit or confirmation purposes. Please review your custodial statements and report any inaccuracies or discrepancies.

Certain information and data has been supplied by unaffiliated third parties. Although Meeder believes the information is reliable, it cannot warrant the accuracy of information offered by third parties. Market value may reflect prices received from pricing vendors when current market quotations are not available. Prices may not reflect firm bids or offers and may differ from the value at which the security can be sold.

Statements may include positions from unmanaged accounts provided for reporting purposes. Unmanaged accounts are managed directly by the client and are not included in the accounts managed by the investment adviser. This information is provided as a client convenience and the investment adviser assumes no responsibility for performance of these accounts or the accuracy of the data reported.

**Investing involves risk. Past performance is no guarantee of future results. Debt and fixed income securities are subject to credit and interest rate risk. The investment return and principal value of an investment will fluctuate so that an investors shares, when redeemed, may be worth more or less than their original cost. Current performance may be lower or higher than the performance data quoted.**

Meeder Investment Management is the global brand for the Meeder group of affiliated companies. Investment advisory services are provided through Meeder Public Funds, Inc. Please contact us if you would like to receive a copy of our current ADV disclosure brochure or privacy policy.