

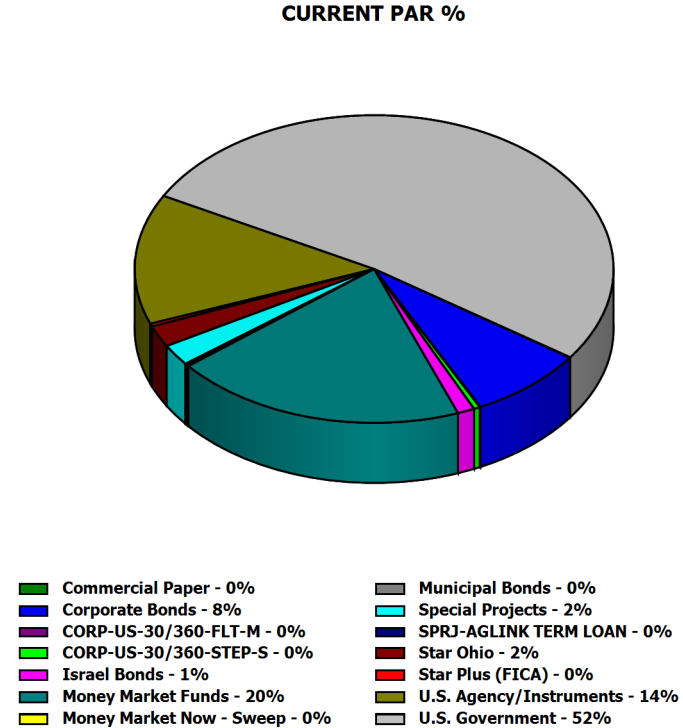
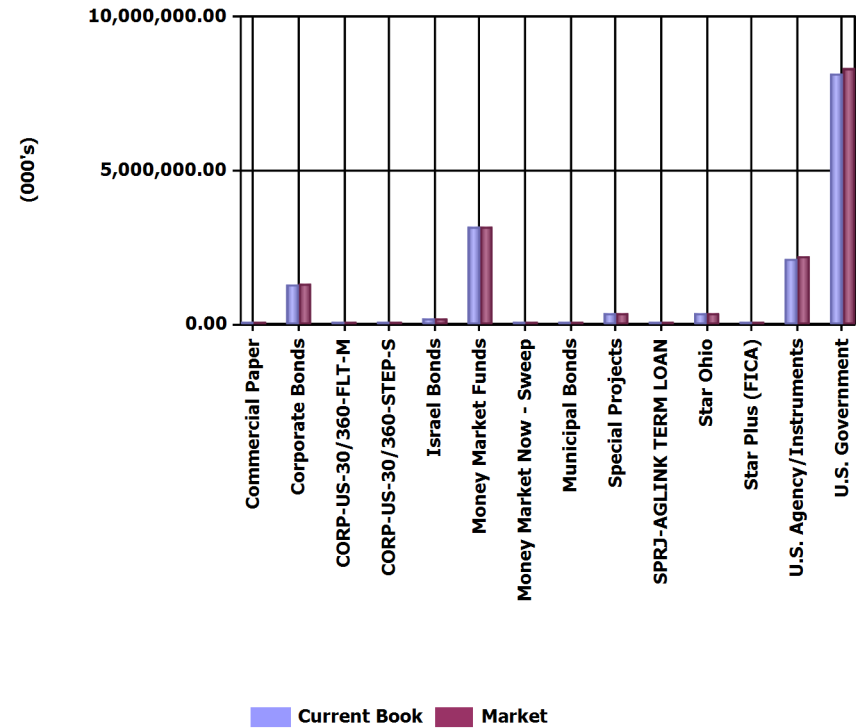


Run Date: 7/2/2020 6:33:45 AM

Investments Outstanding As Of Date: 6/30/2020

Assets (000's)	Current Par	Current Book	Current Market	Mkt/ Cur Book	Yield	WAL (Yr)	Mat (Yr)
Commercial Paper	6,334,346.55	6,334,346.55	6,334,346.55	100.00 %	1.10 %	.003	.003
Corporate Bonds	1,263,539,000.00	1,279,674,302.00	1,318,086,712.26	103.00 %	2.08 %	2.244	2.357
CORP-US-30/360-FLT-M	10,000,000.00	10,000,000.00	9,882,000.00	98.82 %	2.19 %	1.227	1.227
CORP-US-30/360-STEP-S	66,431,000.00	66,513,211.39	66,973,631.78	100.69 %	2.21 %	1.333	4.120
Israel Bonds	185,000,000.00	185,000,000.00	185,334,202.00	100.18 %	2.74 %	2.943	2.943
Money Market Funds	3,170,964,816.21	3,170,964,816.21	3,170,964,816.21	100.00 %	2.14 %	.003	.003
Money Market Now - Sweep	25,242,009.18	25,242,009.18	25,242,009.18	100.00 %	0.70 %	.003	.003
Municipal Bonds	24,690,000.00	24,690,000.00	24,988,943.10	101.21 %	1.78 %	2.884	2.884
Special Projects	354,908,425.98	354,908,425.98	354,908,425.98	100.00 %	0.55 %	.500	.500
SPRJ-AGLINK TERM LOAN	450,000.00	450,000.00	450,000.00	100.00 %	0.00 %	.552	.552
Star Ohio	357,360,512.24	357,360,512.24	357,360,512.24	100.00 %	0.55 %	.003	.003
Star Plus (FICA)	49,508,717.42	49,508,717.42	49,508,717.42	100.00 %	2.13 %	.003	.003
U.S. Agency/Instruments	2,185,580,000.00	2,117,040,316.63	2,198,584,278.25	103.85 %	1.37 %	.989	3.431
U.S. Government	8,286,304,750.00	8,144,081,323.80	8,321,993,447.08	102.18 %	0.62 %	.854	.854
Totals (000's):	15,986,313,577.58	15,791,767,981.40	16,090,612,042.05	101.89 %	1.18 %	.812	1.166

PORTFOLIO ALLOCATION



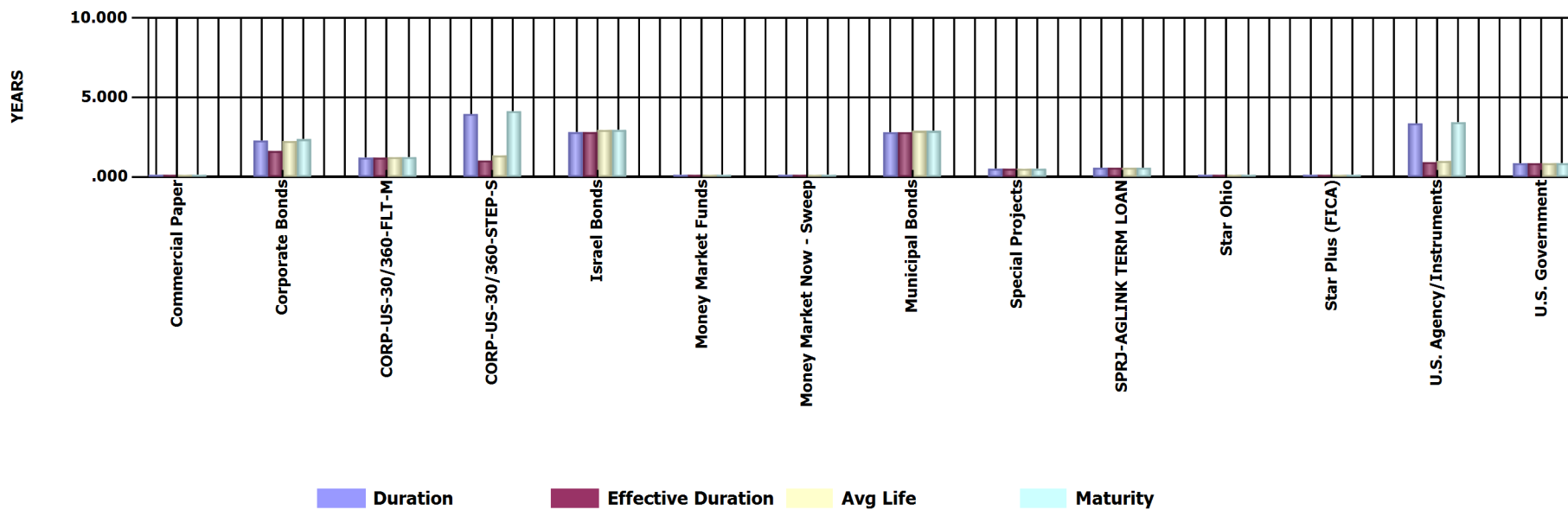


Run Date: 7/2/2020 6:33:45 AM

Investments Outstanding As Of Date: 6/30/2020

Assets (000's)	Current Par	Duration (Yr)	Effective Duration (Yr)	WAL (Yr)	Mat (Yr)
Commercial Paper	6,334.35	.003	.003	.003	.003
Corporate Bonds	1,263,539.00	2.269	1.618	2.244	2.357
CORP-US-30/360-FLT-M	10,000.00	1.201	1.201	1.227	1.227
CORP-US-30/360-STEP-S	66,431.00	3.936	.998	1.333	4.120
Israel Bonds	185,000.00	2.805	2.805	2.943	2.943
Money Market Funds	3,170,964.82	.003	.003	.003	.003
Money Market Now - Sweep	25,242.01	.003	.003	.003	.003
Municipal Bonds	24,690.00	2.788	2.788	2.884	2.884
Special Projects	354,908.43	.500	.500	.500	.500
SPRJ-AGLINK TERM LOAN	450.00	.551	.551	.552	.552
Star Ohio	357,360.51	.003	.003	.003	.003
Star Plus (FICA)	49,508.72	.003	.003	.003	.003
U.S. Agency/Instruments	2,185,580.00	3.349	.897	.989	3.431
U.S. Government	8,286,304.75	.842	.842	.854	.854
Totals (000's):	15,986,313.58	1.139	.740	.812	1.166

MATURITY ANALYSIS

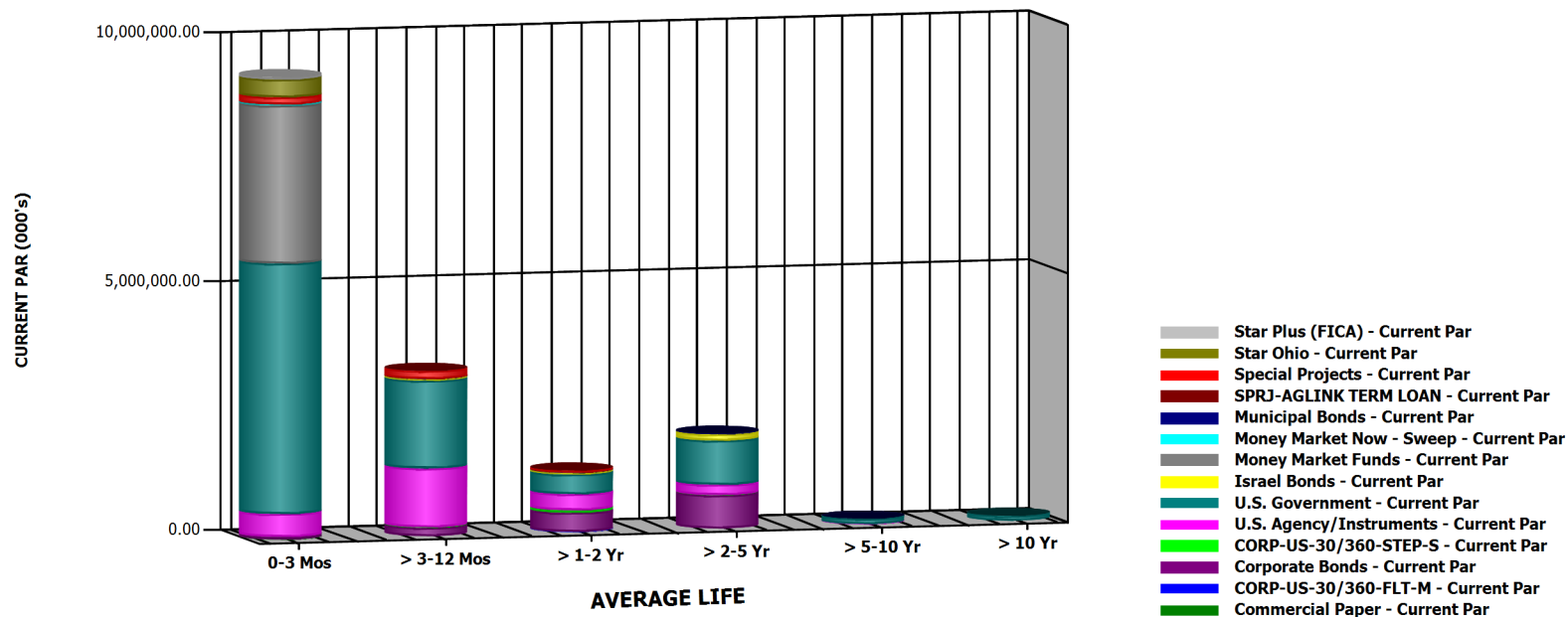




Run Date: 7/2/2020 6:33:45 AM

Investments Outstanding As Of Date: 6/30/2020

Current Par (000's)	0-3 Mos	> 3-12 Mos	> 1-2 Yr	> 2-5 Yr	> 5-10 Yr	> 10 Yr	Totals (000's)
Commercial Paper	6,334.35	0.00	0.00	0.00	0.00	0.00	6,334.35
Corporate Bonds	51,660.00	167,086.00	380,558.00	664,235.00	0.00	0.00	1,263,539.00
CORP-US-30/360-FLT-M	0.00	0.00	10,000.00	0.00	0.00	0.00	10,000.00
CORP-US-30/360-STEP-S	0.00	10,000.00	50,000.00	6,431.00	0.00	0.00	66,431.00
Israel Bonds	0.00	30,000.00	30,000.00	125,000.00	0.00	0.00	185,000.00
Money Market Funds	3,170,964.82	0.00	0.00	0.00	0.00	0.00	3,170,964.82
Money Market Now - Sweep	25,242.01	0.00	0.00	0.00	0.00	0.00	25,242.01
Municipal Bonds	0.00	4,520.00	4,985.00	14,240.00	945.00	0.00	24,690.00
Special Projects	145,842.72	163,009.85	46,055.86	0.00	0.00	0.00	354,908.43
SPRJ-AGLINK TERM LOAN	0.00	360.00	90.00	0.00	0.00	0.00	450.00
Star Ohio	357,360.51	0.00	0.00	0.00	0.00	0.00	357,360.51
Star Plus (FICA)	49,508.72	0.00	0.00	0.00	0.00	0.00	49,508.72
U.S. Agency/Instruments	461,748.00	1,182,340.00	326,117.00	205,390.00	9,985.00	0.00	2,185,580.00
U.S. Government	5,034,364.00	1,763,642.25	393,056.25	889,169.75	106,883.25	99,189.25	8,286,304.75
Totals (000's):	9,303,025.12	3,320,958.10	1,240,862.11	1,904,465.75	117,813.25	99,189.25	15,986,313.58

AVERAGE LIFE
DISTRIBUTION

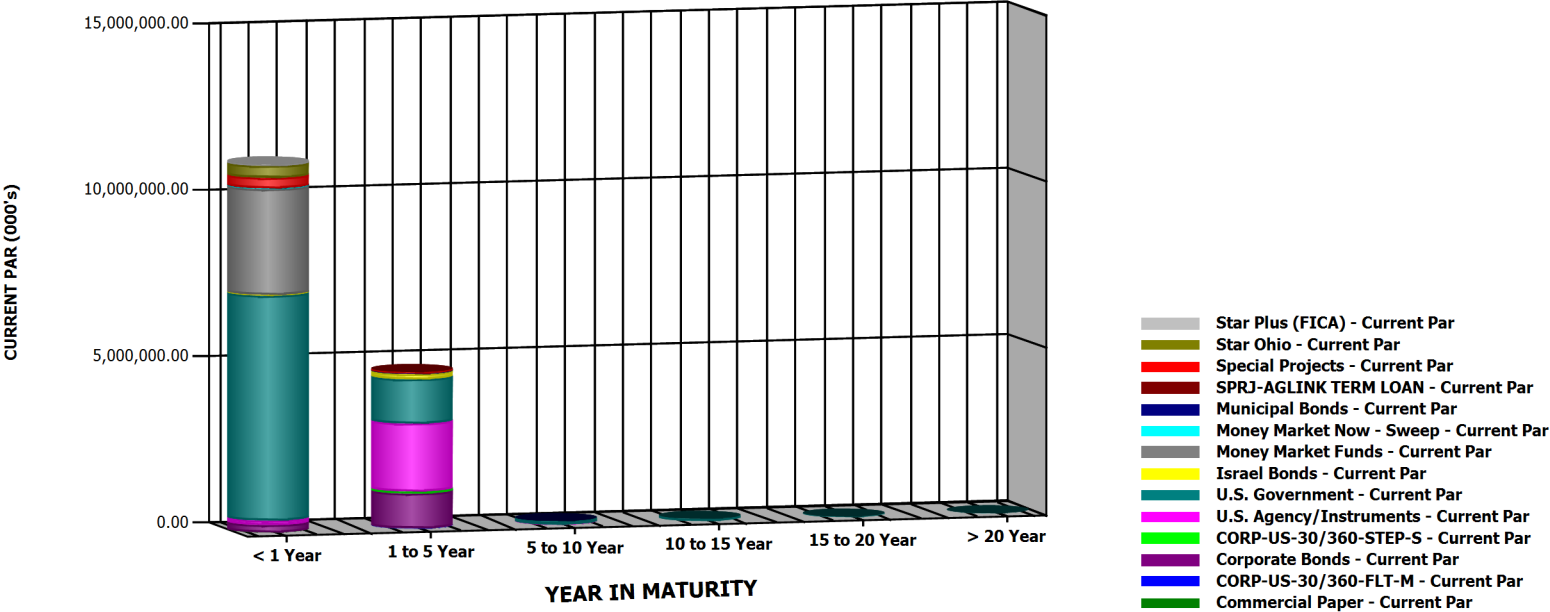


Run Date: 7/2/2020 6:33:45 AM

Investments Outstanding As Of Date: 6/30/2020

Current Par (000's)	< 1 Year	1 to 5 Year	5 to 10 Year	10 to 15 Year	15 to 20 Year	> 20 Year	Totals (000's)
Commercial Paper	6,334.35	0.00	0.00	0.00	0.00	0.00	6,334.35
Corporate Bonds	218,746.00	1,044,793.00	0.00	0.00	0.00	0.00	1,263,539.00
CORP-US-30/360-FLT-M	0.00	10,000.00	0.00	0.00	0.00	0.00	10,000.00
CORP-US-30/360-STEP-S	0.00	66,431.00	0.00	0.00	0.00	0.00	66,431.00
Israel Bonds	30,000.00	155,000.00	0.00	0.00	0.00	0.00	185,000.00
Money Market Funds	3,170,964.82	0.00	0.00	0.00	0.00	0.00	3,170,964.82
Money Market Now - Sweep	25,242.01	0.00	0.00	0.00	0.00	0.00	25,242.01
Municipal Bonds	4,520.00	19,225.00	945.00	0.00	0.00	0.00	24,690.00
Special Projects	308,852.57	46,055.86	0.00	0.00	0.00	0.00	354,908.43
SPRJ-AGLINK TERM LOAN	360.00	90.00	0.00	0.00	0.00	0.00	450.00
Star Ohio	357,360.51	0.00	0.00	0.00	0.00	0.00	357,360.51
Star Plus (FICA)	49,508.72	0.00	0.00	0.00	0.00	0.00	49,508.72
U.S. Agency/Instruments	136,181.00	2,039,414.00	9,985.00	0.00	0.00	0.00	2,185,580.00
U.S. Government	6,753,006.25	1,327,226.00	106,883.25	70,586.25	22,068.00	6,535.00	8,286,304.75
Totals (000's):	11,061,076.22	4,708,234.86	117,813.25	70,586.25	22,068.00	6,535.00	15,986,313.58

MATURITY
DISTRIBUTION



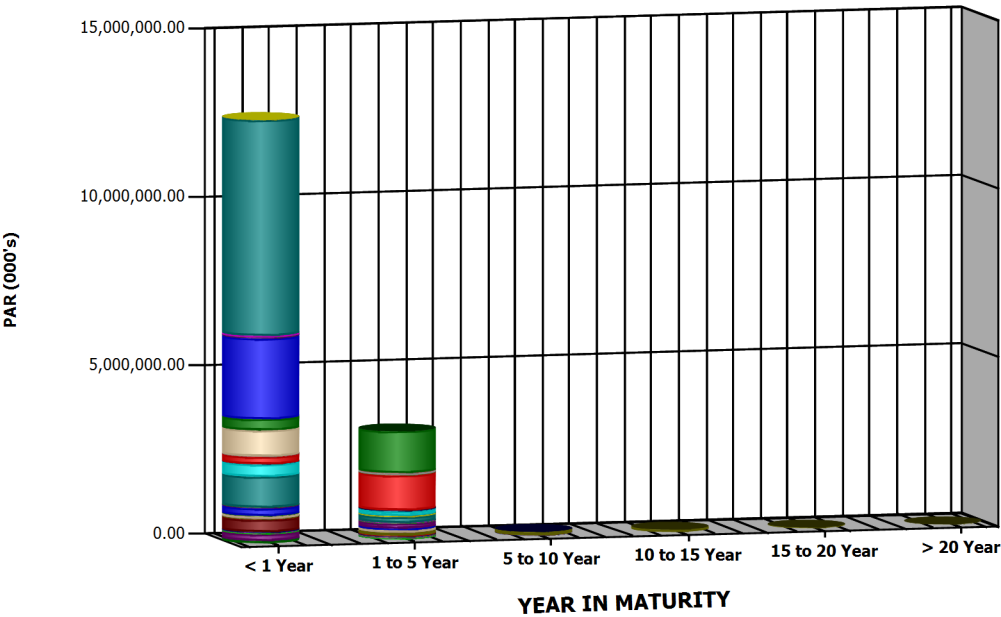


Run Date: 7/2/2020 6:33:45 AM

Investments Outstanding As Of Date: 6/30/2020

Par (000's)	< 1 Year	1 to 5 Year	5 to 10 Year	10 to 15 Year	15 to 20 Year	> 20 Year	Totals (000's)
Commercial Paper	6,334.35	0.00	0.00	0.00	0.00	0.00	6,334.35
Corporate Bonds	218,746.00	1,044,793.00	0.00	0.00	0.00	0.00	1,263,539.00
CORP-US-30/360-FLT-M	0.00	10,000.00	0.00	0.00	0.00	0.00	10,000.00
CORP-US-30/360-STEP-S	10,000.00	56,431.00	0.00	0.00	0.00	0.00	66,431.00
Israel Bonds	30,000.00	155,000.00	0.00	0.00	0.00	0.00	185,000.00
Money Market Funds	3,170,964.82	0.00	0.00	0.00	0.00	0.00	3,170,964.82
Money Market Now - Sweep	25,242.01	0.00	0.00	0.00	0.00	0.00	25,242.01
Municipal Bonds	4,520.00	19,225.00	945.00	0.00	0.00	0.00	24,690.00
Special Projects	308,852.57	46,055.86	0.00	0.00	0.00	0.00	354,908.43
SPRJ-AGLINK TERM LOAN	360.00	90.00	0.00	0.00	0.00	0.00	450.00
Star Ohio	357,360.51	0.00	0.00	0.00	0.00	0.00	357,360.51
Star Plus (FICA)	49,508.72	0.00	0.00	0.00	0.00	0.00	49,508.72
U.S. Agency/Instruments	1,624,088.00	551,507.00	9,985.00	0.00	0.00	0.00	2,185,580.00
U.S. Government	6,753,006.25	1,327,226.00	106,883.25	70,586.25	22,068.00	6,535.00	8,286,304.75
Totals (000's):	12,558,983.22	3,210,327.86	117,813.25	70,586.25	22,068.00	6,535.00	15,986,313.58

CALL/MATURITY
DISTRIBUTION



- FFCB-GOVT-US-30/360-AT-MAT - Par
- GOVT-US-ACT/360-ZERO-Z - Par
- STAR OHIO-STAR PLUS(REINV DVD) - Par
- COMMERCIAL PAPER - OPEN TERM - Par
- MONEY MARKET NOW - SWEEP ACCT - Par
- MONEY MARKET FUND - CASH ACCT - Par
- GOVT-US-ACT/ACT-FXD-S - Par
- MONEY MARKET NOW ACCT - Par
- CORP-US-ACT/360-FLT-Q - Par
- CORP-US-30/360-STEP-S - Par
- CORP-US-30/360-FLT-M - Par
- CORP-US-30/360-FXD-S - Par
- FFCB-GOVT-US-ACT/360-FLT-M - Par
- MUNI-US-30/360-FXD-S - Par
- FFCB-GOVT-US-30/360-FXD-S - Par
- FHLMC-GOVT-US-30/360-STEP-S - Par
- FHLB-GOVT-US-30/360-STEP-S - Par
- FHLMC-GOVT-US-30/360-FXD-S - Par
- FNMA-GOVT-US-30/360-STEP-S - Par
- ISRAEL-ACT/365-FLT-S - Par
- ISRAEL-ACT/365-FXD-S - Par
- FHLB-GOVT-US-30/360-FXD-S - Par
- TVA-US-30/360-FXD-S - Par
- FNMA-GOVT-US-30/360-FXD-S - Par
- SPRJ-RE-ENERGIZE INT @ 6 MONTH - Par
- SPRJ-RE-ENERGIZE INT @ MATURIT - Par
- GOVT-US-ACT/ACT-ZERO-Z - Par
- FHLMC-GOVT-ACT/360-ZERO-Z - Par
- STAR OHIO - CASH ACCT - Par
- FNMA-GOVT-US-30/360-ZERO-Z - Par
- RFCS-GOVT-US-ACT/ACT-ZERO-Z - Par
- TVA-US-ACT/360-ZERO-Z - Par
- FED-GOVT-US-30/360-FXD-S - Par
- SPRJ-LINKED DEPOSIT-SM BUS - Par
- SPRJ-GROWNOW INT @ MATURITY - Par
- SPRJ-ECO-LINK - Par
- SPRJ-BIDOHIO - Par
- SPRJ-AGLINK TERM LOAN - Par
- SPRJ-AGLINK FIXED LINE OF CRED - Par



Run Date: 7/2/2020 6:33:45 AM

Investments Outstanding As Of Date: 6/30/2020

INVENTORY BY MATURITY REPORT

CUSIP	Investment #	Fund	Issuer	Purchase Date	Current Book	Current Rate	Maturity Date	Current Par	YTM	Days to Maturity
27044	146173	2000	STAR OHIO 27044	05/31/2015	1,428,438.91	.553	07/01/2020	1,428,438.91	.553	1
10010	154433	1000	STAR OHIO 10010	05/31/2015	352,633,917.77	.553	07/01/2020	352,633,917.77	.553	1
63942	174457	1020	STAR OHIO 63942	05/31/2015	3,298,155.56	.553	07/01/2020	3,298,155.56	.553	1
70933	182202	1010	STAR OHIO 70933	05/31/2015	0.00	.553	07/01/2020	0.00	.553	1
38141W273	184539	1000	GOLDMAN SACHS FIN SQ GOV	05/31/2015	1,494,098,383.85	2.302	07/01/2020	1,494,098,383.85	2.302	1
NOWSW3006	193190	1000	NOW ACCT-SWEEP ACCT-300	05/31/2015	25,242,009.18	.700	07/01/2020	25,242,009.18	.700	1
MMNOW0170	207633	1020	KEYBANK - INVESTMENT MAT	05/31/2015	22,412,059.68	.000	07/01/2020	22,412,059.68	1.450	1
OPNCP8020	207943	1000	US BANK - OPEN COMMERCIA	11/03/2011	0.00	1.750	07/01/2020	0.00	1.750	1
61747C707	210062	1000	MORGAN STANLEY LIQ GOVT	05/31/2015	0.00	2.308	07/01/2020	0.00	2.308	1
825252885	213723	1000	INVESCO GOVT & AGENCY PO	05/31/2015	896,554,451.58	2.290	07/01/2020	896,554,451.58	2.290	1
52470G791	216151	1000	WESTERN ASSET INST GOVT	05/31/2015	2,738,325.01	2.254	07/01/2020	2,738,325.01	2.254	1
PLUS30026	216345	1000	STAR OHIO - 10010	05/31/2015	49,508,717.42	2.130	07/01/2020	49,508,717.42	2.130	1
CITZMMKT3	229092	1000	CITIZENS INTEREST BEARING	01/09/2017	157,331,099.04	1.700	07/01/2020	157,331,099.04	1.700	1
OPNCP8020	235775	1000	US BANK - OPEN COMMERCIA	03/29/2018	0.00	1.850	07/01/2020	0.00	1.850	1
OPNCP8020	236848	1000	US BANK - OPEN CP	05/21/2018	6,334,346.55	1.100	07/01/2020	6,334,346.55	1.100	1
KEYBMMKT0	238506	1000	KEYBANK STRATEGIC DEPOSI	10/05/2018	406,093,813.82	2.400	07/01/2020	406,093,813.82	2.400	1
OPNCP8020	244797	1000	US BANK - OPEN CP	03/25/2020	0.00	.400	07/01/2020	0.00	.400	1
WTFBMMKT5	245817	1000	Waterford Negotiated Deposit	05/08/2020	21,736,012.02	.020	07/01/2020	21,736,012.02	.020	1
HUNTMMKT1	245818	1000	HUNTINGTON NEGOTIATED D	05/08/2020	25,000,328.76	.020	07/01/2020	25,000,328.76	.020	1
AXOSMMKT3	245878	1000	AXOS NEGOTIATED DEPOSIT	05/15/2020	25,000,232.87	.020	07/01/2020	25,000,232.87	.020	1
SIGBMMKT3	245920	1000	SIGNATURE BANK NEGOTIATE	05/22/2020	20,000,109.58	.020	07/01/2020	20,000,109.58	.020	1
HUNTMMKT1	246013	1000	HUNTINGTON DEPOSIT	06/05/2020	100,000,000.00	.150	07/01/2020	100,000,000.00	.150	1
912796UB3	243938	1000	B 0 07-02-20	01/02/2020	49,615,777.78	.000	07/02/2020	50,000,000.00	1.532	2
912796UB3	243939	1000	B 0 07-02-20	01/02/2020	49,615,777.78	.000	07/02/2020	50,000,000.00	1.532	2
912796UB3	245592	1000	B 07-02-20	04/24/2020	49,993,531.50	.000	07/02/2020	50,000,000.00	.068	2
912796UB3	245593	1000	B 07-02-20	04/24/2020	49,993,531.50	.000	07/02/2020	50,000,000.00	.068	2



Run Date: 7/2/2020 6:33:45 AM

Investments Outstanding As Of Date: 6/30/2020

INVENTORY BY MATURITY REPORT

CUSIP	Investment #	Fund	Issuer	Purchase Date	Current Book	Current Rate	Maturity Date	Current Par	YTM	Days to Maturity
912796UB3	245638	1000	B 07-02-20	04/27/2020	49,993,308.50	.000	07/02/2020	50,000,000.00	.073	2
912796UB3	245639	1000	B 07-02-20	04/27/2020	49,993,308.50	.000	07/02/2020	50,000,000.00	.073	2
912796UB3	245839	1000	B 0 07-02-20	05/14/2020	49,994,555.55	.000	07/02/2020	50,000,000.00	.080	2
912796UB3	245840	1000	B 0 07-02-20	05/14/2020	24,997,277.78	.000	07/02/2020	25,000,000.00	.080	2
LD1900017	237364	3050	ROXANNA CLEARING & DEMO	07/05/2018	19,400.00	1.750	07/03/2020	19,400.00	1.750	3
9127963C1	245822	1000	B 0 07-07-20	05/12/2020	49,992,144.44	.000	07/07/2020	50,000,000.00	.101	7
LD20B0310	243992	3000	BID OHIO 6MO	01/08/2020	3,000,000.00	1.500	07/08/2020	3,000,000.00	1.500	8
LD20B0328	243993	3000	BID OHIO 6MO	01/08/2020	3,500,000.00	1.500	07/08/2020	3,500,000.00	1.500	8
LD20B0336	243994	3000	BID OHIO 6MO	01/08/2020	5,000,000.00	1.500	07/08/2020	5,000,000.00	1.500	8
LD20B0344	243995	3000	BID OHIO 6MO	01/08/2020	5,000,000.00	1.500	07/08/2020	5,000,000.00	1.500	8
912796WW5	243948	1000	WIB WI 07-09-20	01/09/2020	49,617,926.50	.000	07/09/2020	50,000,000.00	1.523	9
912796WW5	243949	1000	WIB WI 07-09-20	01/09/2020	49,617,926.50	.000	07/09/2020	50,000,000.00	1.523	9
912796WW5	245491	1000	B 0 07-09-20	04/21/2020	49,993,306.94	.000	07/09/2020	50,000,000.00	.061	9
912796WW5	245492	1000	B 0 07-09-20	04/21/2020	49,993,306.95	.000	07/09/2020	50,000,000.00	.061	9
912796WW5	245879	1000	B 0 07-09-20	05/18/2020	24,997,111.11	.000	07/09/2020	25,000,000.00	.080	9
912796WW5	245882	1000	B 07-09-20	05/18/2020	49,994,764.00	.000	07/09/2020	50,000,000.00	.073	9
LD1900025	237482	3050	ANGEL ANIMAL HOSPITAL INC	07/13/2018	176,945.00	1.750	07/13/2020	176,945.00	1.750	13
9127963D9	245907	1000	B 07-14-20	05/21/2020	49,993,250.00	.000	07/14/2020	50,000,000.00	.090	14
31359YCG0	147428	2000	FNMA STRIP	03/07/2001	340,506.60	.000	07/15/2020	1,140,000.00	6.340	15
31359YCG0	178426	2000	FNMA STRIP	10/06/2006	2,925,051.42	.000	07/15/2020	5,919,000.00	5.183	15
912796SZ3	244288	1000	B 0 07-16-20	02/06/2020	49,663,465.28	.000	07/16/2020	50,000,000.00	1.515	16
912796SZ3	244289	1000	B 0 07-16-20	02/06/2020	49,663,465.28	.000	07/16/2020	50,000,000.00	1.515	16
912796SZ3	244999	1000	B 07-16-20	04/16/2020	49,986,097.23	.000	07/16/2020	50,000,000.00	.110	16
912796SZ3	245000	1000	B 07-16-20	04/16/2020	49,986,097.22	.000	07/16/2020	50,000,000.00	.110	16
912796SZ3	245001	1000	B 07-16-20	04/16/2020	49,986,097.22	.000	07/16/2020	50,000,000.00	.110	16
912796SZ3	245002	1000	B 07-16-20	04/16/2020	49,986,097.22	.000	07/16/2020	50,000,000.00	.110	16
912796SZ3	245010	1000	B 07-16-20	04/16/2020	49,986,097.22	.000	07/16/2020	50,000,000.00	.110	16
912796SZ3	245832	1000	B 0 07-16-20	05/12/2020	49,991,875.00	.000	07/16/2020	50,000,000.00	.090	16
912796SZ3	245833	1000	B 0 07-16-20	05/12/2020	49,991,875.00	.000	07/16/2020	50,000,000.00	.090	16
LD1900033	237511	3050	STEFANO-NICHOLAS MGT CO	07/17/2018	355,000.00	1.750	07/17/2020	355,000.00	1.750	17
EC1900017	237512	3030	BENJAMIN HAUCK	07/17/2018	294,843.85	1.750	07/17/2020	294,843.85	1.750	17
EC1900025	237532	3030	MAYNARD MILLER	07/18/2018	72,600.00	1.750	07/17/2020	72,600.00	1.750	17
LD1900041	237533	3050	PERFORMANCE R & D LLC	07/18/2018	177,779.38	1.750	07/17/2020	177,779.38	1.750	17



Run Date: 7/2/2020 6:33:45 AM

Investments Outstanding As Of Date: 6/30/2020

INVENTORY BY MATURITY REPORT

CUSIP	Investment #	Fund	Issuer	Purchase Date	Current Book	Current Rate	Maturity Date	Current Par	YTM	Days to Maturity
EC1900033	237560	3030	JEFFREY CICHELLA	07/20/2018	140,000.00	1.750	07/20/2020	140,000.00	1.750	20
94974BGM6	224275	1030	WELLS FARGO & CO	10/02/2015	5,066,500.00	2.600	07/22/2020	5,000,000.00	2.306	22
46625HHS2	224283	1030	JP MORGAN CHASE & CO	10/05/2015	5,414,600.00	4.400	07/22/2020	5,000,000.00	2.552	22
LD20B0617	245563	3000	BIDOHIO 3MO	04/22/2020	2,000,000.00	.050	07/22/2020	2,000,000.00	.050	22
LD20B0625	245564	3000	BIDOHIO 3MO	04/22/2020	1,500,000.00	.050	07/22/2020	1,500,000.00	.050	22
LD20B0633	245565	3000	BIDOHIO 3MO	04/22/2020	5,000,000.00	.050	07/22/2020	5,000,000.00	.050	22
LD20B0641	245567	3000	BIDOHIO 3MO	04/22/2020	10,000,000.00	.050	07/22/2020	10,000,000.00	.050	22
LD20B0658	245569	3000	BIDOHIO 3MO	04/22/2020	10,000,000.00	.050	07/22/2020	10,000,000.00	.050	22
LD20B0666	245570	3000	BIDOHIO 3MO	04/22/2020	10,000,000.00	.050	07/22/2020	10,000,000.00	.050	22
912796WX3	245580	1000	B 07-23-20	04/23/2020	49,987,993.05	.000	07/23/2020	50,000,000.00	.095	23
912796WX3	245581	1000	B 07-23-20	04/23/2020	49,987,993.06	.000	07/23/2020	50,000,000.00	.095	23
912796WX3	245582	1000	B 07-23-20	04/23/2020	49,987,993.06	.000	07/23/2020	50,000,000.00	.095	23
912796WX3	245823	1000	B 07-23-20	05/11/2020	49,990,875.00	.000	07/23/2020	50,000,000.00	.090	23
912796WX3	245824	1000	B 07-23-20	05/11/2020	24,995,437.50	.000	07/23/2020	25,000,000.00	.090	23
912796WX3	245829	1000	B 07-23-20	05/12/2020	49,991,500.00	.000	07/23/2020	50,000,000.00	.085	23
912796WX3	245830	1000	B 07-23-20	05/12/2020	49,991,500.00	.000	07/23/2020	50,000,000.00	.085	23
EC1900041	237637	3030	RICHARD WILSON	07/27/2018	111,500.00	1.750	07/27/2020	111,500.00	1.750	27
EC1900058	237638	3030	MICHAEL NOONE	07/27/2018	181,500.00	1.750	07/27/2020	181,500.00	1.750	27
EC1900074	237639	3030	MICHAEL STANDOHAR	07/27/2018	81,500.00	1.750	07/27/2020	81,500.00	1.750	27
EC1900066	237640	3030	JOHN AND LIESEL SERYAK	07/27/2018	205,499.77	1.750	07/27/2020	205,499.77	1.750	27
EC1900082	237641	3030	ANTHONY AND CYNTHIA SUC	07/27/2018	336,000.00	1.750	07/27/2020	336,000.00	1.750	27
EC1900090	237642	3030	JOSEPH AND MARSHAKAE CLA	07/27/2018	267,782.27	1.750	07/27/2020	267,782.27	1.750	27
EC1900108	237643	3030	JOHN AND MELISSA RUFFNER	07/27/2018	80,000.00	1.750	07/27/2020	80,000.00	1.750	27
EC1900116	237644	3030	RICHARD LINDNER III	07/27/2018	311,213.00	1.750	07/27/2020	311,213.00	1.750	27
EC1900140	237645	3030	JEFFREY COOLEY	07/27/2018	76,400.00	1.750	07/27/2020	76,400.00	1.750	27
EC1900132	237646	3030	JEREMY CARRLE	07/27/2018	200,000.00	1.750	07/27/2020	200,000.00	1.750	27
EC1900124	237647	3030	BOZENA KNEZEVIC	07/27/2018	193,125.45	1.750	07/27/2020	193,125.45	1.750	27
9127963G2	244990	1000	CMB 0 07-28-20	04/16/2020	49,979,256.94	.000	07/28/2020	50,000,000.00	.145	28
9127963G2	244991	1000	CMB 0 07-28-20	04/16/2020	49,979,256.94	.000	07/28/2020	50,000,000.00	.145	28
9127963G2	244992	1000	CMB 0 07-28-20	04/16/2020	49,979,256.94	.000	07/28/2020	50,000,000.00	.145	28
9127963G2	244993	1000	CMB 0 07-28-20	04/16/2020	49,979,256.95	.000	07/28/2020	50,000,000.00	.145	28
9127963G2	244994	1000	CMB 0 07-28-20	04/16/2020	49,979,256.95	.000	07/28/2020	50,000,000.00	.145	28
9127963G2	245972	1000	B 07-28-20	06/03/2020	49,990,833.33	.000	07/28/2020	50,000,000.00	.120	28



Run Date: 7/2/2020 6:33:45 AM

Investments Outstanding As Of Date: 6/30/2020

INVENTORY BY MATURITY REPORT

CUSIP	Investment #	Fund	Issuer	Purchase Date	Current Book	Current Rate	Maturity Date	Current Par	YTM	Days to Maturity
458140AQ3	223496	1030	INTEL CORP	07/29/2015	10,038,900.00	2.450	07/29/2020	10,000,000.00	2.367	29
912796WY1	244218	1000	B 07-30-20	01/30/2020	49,619,063.89	.000	07/30/2020	50,000,000.00	1.519	30
912796WY1	244219	1000	B 07-30-20	01/30/2020	49,619,063.89	.000	07/30/2020	50,000,000.00	1.519	30
912796WY1	245827	1000	B 07-30-20	05/12/2020	49,988,753.50	.000	07/30/2020	50,000,000.00	.103	30
912796WY1	245828	1000	B 07-30-20	05/12/2020	49,988,753.50	.000	07/30/2020	50,000,000.00	.103	30
912796WY1	245926	1000	B 0 07-30-20	05/26/2020	49,990,972.22	.000	07/30/2020	50,000,000.00	.100	30
912796WY1	245927	1000	B 0 07-30-20	05/26/2020	49,990,972.22	.000	07/30/2020	50,000,000.00	.100	30
912828VP2	224615	1020	US TREASURY NOTE	11/02/2015	15,328,125.00	2.000	07/31/2020	15,000,000.00	1.520	31
912828VP2	224950	1020	US TREASURY NOTE	12/16/2015	5,070,872.90	2.000	07/31/2020	5,000,000.00	1.680	31
LD1900058	237673	3050	BAKERS COLLISION REPAIR S	07/31/2018	40,534.71	1.750	07/31/2020	40,534.71	1.750	31
EC1900157	237687	3030	ROBERT EDWARDS	08/01/2018	225,000.00	1.750	07/31/2020	225,000.00	1.750	31
9127963M9	245983	1000	WIB 08-04-20	06/09/2020	49,989,111.11	.000	08/04/2020	50,000,000.00	.140	35
9127963M9	245984	1000	WIB 08-04-20	06/09/2020	49,989,111.11	.000	08/04/2020	50,000,000.00	.140	35
LD20B0393	244295	3000	BID OHIO 6MO	02/05/2020	10,000,000.00	1.500	08/05/2020	10,000,000.00	1.500	36
LD20B0401	244296	3000	BID OHIO 6MO	02/05/2020	10,000,000.00	1.500	08/05/2020	10,000,000.00	1.500	36
LD20B0419	244297	3000	BID OHIO 6MO	02/05/2020	3,000,000.00	1.500	08/05/2020	3,000,000.00	1.500	36
912796WZ8	244271	1000	B 08-06-20	02/06/2020	49,617,547.22	.000	08/06/2020	50,000,000.00	1.525	37
912796WZ8	244272	1000	B 08-06-20	02/06/2020	49,617,547.22	.000	08/06/2020	50,000,000.00	1.525	37
912796WZ8	244273	1000	B 08-06-20	02/06/2020	49,617,547.23	.000	08/06/2020	50,000,000.00	1.525	37
912796WZ8	245590	1000	B 08-06-20	04/24/2020	49,985,194.50	.000	08/06/2020	50,000,000.00	.103	37
912796WZ8	245591	1000	B 08-06-20	04/24/2020	49,985,194.50	.000	08/06/2020	50,000,000.00	.103	37
912796WZ8	245831	1000	B 0 08-06-20	05/12/2020	49,987,458.33	.000	08/06/2020	50,000,000.00	.105	37
912796WZ8	245971	1000	B 08-06-20	06/02/2020	49,990,972.22	.000	08/06/2020	50,000,000.00	.100	37
88579YAQ4	231238	1030	MMM 2 08-07-20 MTN	05/08/2017	5,040,950.00	2.000	08/07/2020	5,000,000.00	1.739	38
88579YAQ4	231673	1030	MMM 2 08-07-20 MTN	06/13/2017	11,769,953.80	2.000	08/07/2020	11,660,000.00	1.691	38
3136G4NZ2	233451	1010	FNMA 1.7 08-10-20	08/23/2017	10,012,500.00	1.700	08/10/2020	10,000,000.00	1.657	41
9127963N7	246148	1000	B 08-11-20	06/25/2020	49,992,623.50	.000	08/11/2020	50,000,000.00	.113	42
9127963N7	246149	1000	B 08-11-20	06/25/2020	49,992,623.50	.000	08/11/2020	50,000,000.00	.113	42
912796TD1	245543	1000	B 08-13-20	04/22/2020	49,984,305.50	.000	08/13/2020	50,000,000.00	.100	44
912796TD1	245544	1000	B 08-13-20	04/22/2020	24,992,152.75	.000	08/13/2020	25,000,000.00	.100	44
912796TD1	245587	1000	B 0 08-13-20	04/24/2020	49,983,041.67	.000	08/13/2020	50,000,000.00	.110	44
912796TD1	245588	1000	B 0 08-13-20	04/24/2020	49,983,041.67	.000	08/13/2020	50,000,000.00	.110	44
912796TD1	245589	1000	B 0 08-13-20	04/24/2020	49,983,041.66	.000	08/13/2020	50,000,000.00	.110	44



Run Date: 7/2/2020 6:33:45 AM

Investments Outstanding As Of Date: 6/30/2020

INVENTORY BY MATURITY REPORT

CUSIP	Investment #	Fund	Issuer	Purchase Date	Current Book	Current Rate	Maturity Date	Current Par	YTM	Days to Maturity
912796TD1	245887	1000	B 0 08-13-20	05/19/2020	49,988,652.78	.000	08/13/2020	50,000,000.00	.095	44
912796TD1	245888	1000	B 0 08-13-20	05/19/2020	49,988,354.17	.000	08/13/2020	50,000,000.00	.098	44
912796TD1	245950	1000	B 0 08-13-20	05/28/2020	49,987,434.03	.000	08/13/2020	50,000,000.00	.118	44
912796TD1	245951	1000	B 0 08-13-20	05/28/2020	49,987,434.03	.000	08/13/2020	50,000,000.00	.118	44
912796TD1	245973	1000	B 0 08-13-20	06/02/2020	49,988,300.00	.000	08/13/2020	50,000,000.00	.117	44
912796TD1	246050	1000	B 0 08-13-20	06/10/2020	49,986,666.66	.000	08/13/2020	50,000,000.00	.150	44
912796TD1	246052	1000	B 0 08-13-20	06/10/2020	49,986,666.67	.000	08/13/2020	50,000,000.00	.150	44
EC1900165	237831	3030	RICHARD ROHR	08/14/2018	223,349.00	1.750	08/14/2020	223,349.00	1.750	45
912833LA6	178332	2000	US TREASURY STRIP	10/04/2006	25,556.00	.000	08/15/2020	50,000.00	4.900	46
912833LA6	178586	2000	US TREASURY STRIP	10/26/2006	69,324.30	.000	08/15/2020	138,000.00	5.050	46
912833LA6	178996	2000	US TREASURY STRIP	11/28/2006	26,106.00	.000	08/15/2020	50,000.00	4.795	46
912833LA6	182220	2000	US TREASURY STRIP	08/28/2007	52,849.00	.000	08/15/2020	100,000.00	4.980	46
912833LA6	182756	2000	US TREASURY STRIP	10/05/2007	53,520.00	.000	08/15/2020	100,000.00	4.920	46
912833LA6	188067	2000	US TREASURY STRIP	09/15/2008	30,425.00	.000	08/15/2020	50,000.00	4.213	46
912833LA6	188162	2010	US TREASURY STRIP	09/22/2008	356,158.08	.000	08/15/2020	576,000.00	4.082	46
912833LA6	193253	2000	US TREASURY STRIP	08/18/2009	62,346.25	.000	08/15/2020	100,000.00	4.345	46
912833LA6	199560	2000	US TREASURY STRIP	08/13/2010	36,519.00	.000	08/15/2020	50,000.00	3.165	46
912833LA6	200623	2000	US TREASURY STRIP	09/24/2010	74,633.00	.000	08/15/2020	100,000.00	2.980	46
912833LA6	207490	2000	US TREASURY STRIP	09/23/2011	42,107.50	.000	08/15/2020	50,000.00	1.941	46
912833LA6	207860	2000	US TREASURY STRIP	10/31/2011	82,610.00	.000	08/15/2020	100,000.00	2.185	46
912833LA6	207913	2000	US TREASURY STRIP	11/03/2011	41,309.00	.000	08/15/2020	50,000.00	2.186	46
912833LA6	211239	2000	US TREASURY STRIP	08/17/2012	44,737.50	.000	08/15/2020	50,000.00	1.396	46
912833LA6	211299	2000	US TREASURY STRIP	08/22/2012	88,707.00	.000	08/15/2020	100,000.00	1.507	46
912833LA6	215294	2000	US TREASURY STRIP	08/16/2013	43,021.00	.000	08/15/2020	50,000.00	2.160	46
912833LA6	215617	2000	US TREASURY STRIP	09/26/2013	43,264.00	.000	08/15/2020	50,000.00	2.113	46
912833LA6	215881	2000	US TREASURY STRIP	11/01/2013	87,983.00	.000	08/15/2020	100,000.00	1.895	46
912833LA6	218836	2000	US TREASURY STRIP	08/28/2014	355,648.00	.000	08/15/2020	400,000.00	1.980	46
912833LA6	219028	2000	US TREASURY STRIP	09/18/2014	88,300.00	.000	08/15/2020	100,000.00	2.117	46
912833LA6	219286	2000	US TREASURY STRIP	10/17/2014	36,105.60	.000	08/15/2020	40,000.00	1.765	46
912833LA6	224320	2000	USTREASURYSTRIP	10/08/2015	93,566.00	.000	08/15/2020	100,000.00	1.375	46
912833LA6	224481	2000	USTREASURYSTRIP	10/22/2015	93,391.00	.000	08/15/2020	100,000.00	1.425	46
912833LA6	224551	2000	USTREASURYSTRIP	10/29/2015	37,294.80	.000	08/15/2020	40,000.00	1.465	46
912833LA6	228088	2000	US TREASURY STRI ZERO-% 8	09/23/2016	47,937.00	.000	08/15/2020	50,000.00	1.085	46



Run Date: 7/2/2020 6:33:45 AM

Investments Outstanding As Of Date: 6/30/2020

INVENTORY BY MATURITY REPORT

CUSIP	Investment #	Fund	Issuer	Purchase Date	Current Book	Current Rate	Maturity Date	Current Par	YTM	Days to Maturity
912833LA6	228284	2000	US TREASURY STRI ZERO-% 8	10/14/2016	238,875.00	.000	08/15/2020	250,000.00	1.190	46
912833LA6	234127	2000	S 0 08-15-20	10/26/2017	38,177.20	.000	08/15/2020	40,000.00	1.670	46
912833LA6	234151	2000	S 0 08-15-20	10/26/2017	47,735.00	.000	08/15/2020	50,000.00	1.660	46
912833LA6	234186	2000	S 0 08-15-20	10/27/2017	23,868.50	.000	08/15/2020	25,000.00	1.660	46
912833LA6	237889	2000	S 0 08-15-20	08/23/2018	113,998.80	.000	08/15/2020	120,000.00	2.610	46
912833LA6	237916	2000	S 0 08-15-20	08/23/2018	37,999.60	.000	08/15/2020	40,000.00	2.610	46
912833LA6	237929	2000	S 0 08-15-20	08/23/2018	237,467.50	.000	08/15/2020	250,000.00	2.617	46
912833LA6	238206	2000	S 0 08-15-20	09/13/2018	37,984.00	.000	08/15/2020	40,000.00	2.710	46
912833LA6	238693	2000	S 0 08-15-20	10/25/2018	379,680.00	.000	08/15/2020	400,000.00	2.906	46
912833LA6	242337	2000	S 0 08-15-20	08/19/2019	24,580.00	.000	08/15/2020	25,000.00	1.720	46
912833LA6	242566	2000	S 0 08-15-20	09/06/2019	98,447.00	.000	08/15/2020	100,000.00	1.672	46
912833LA6	242659	2000	S 0 08-15-20	09/12/2019	78,724.00	.000	08/15/2020	80,000.00	1.748	46
912833LA6	242796	2000	S 0 08-15-20	09/23/2019	245,887.50	.000	08/15/2020	250,000.00	1.864	46
9127963P2	246160	1000	B 08-18-20	06/29/2020	49,992,013.89	.000	08/18/2020	50,000,000.00	.115	49
LD20B0724	245899	3000	BIDOHIO 3MO	05/20/2020	10,000,000.00	.100	08/19/2020	10,000,000.00	.100	50
LD20B0716	245900	3000	BIDOHIO 3MO	05/20/2020	1,000,000.00	.100	08/19/2020	1,000,000.00	.100	50
912796XF1	245595	1000	B 0 08-20-20	04/24/2020	49,982,791.67	.000	08/20/2020	50,000,000.00	.105	51
912796XF1	245596	1000	B 0 08-20-20	04/24/2020	49,982,791.67	.000	08/20/2020	50,000,000.00	.105	51
912796XF1	245597	1000	B 0 08-20-20	04/24/2020	49,982,791.66	.000	08/20/2020	50,000,000.00	.105	51
912796XF1	245841	1000	B 08-20-20	05/13/2020	49,983,500.00	.000	08/20/2020	50,000,000.00	.120	51
912796XF1	245908	1000	B 08-20-20	05/22/2020	49,986,875.00	.000	08/20/2020	50,000,000.00	.105	51
912796XF1	245975	1000	B 08-20-20	06/02/2020	49,986,559.00	.000	08/20/2020	50,000,000.00	.123	51
912796XF1	245976	1000	B 08-20-20	06/02/2020	49,986,559.00	.000	08/20/2020	50,000,000.00	.123	51
3136G2Y27	225385	1010	FNMA DEBENTURE	02/24/2016	10,000,000.00	1.450	08/24/2020	10,000,000.00	1.450	55
9127963Q0	245842	1000	CMB 0 08-25-20	05/14/2020	49,982,118.00	.000	08/25/2020	50,000,000.00	.125	56
EC1900173	238047	3030	KYLA SHOPE	08/27/2018	136,200.00	1.750	08/27/2020	136,200.00	1.750	58
912796XG9	245925	1000	B 08-27-20	05/26/2020	49,985,468.75	.000	08/27/2020	50,000,000.00	.113	58
912796XG9	245946	1000	B 08-27-20	05/29/2020	49,982,812.50	.000	08/27/2020	50,000,000.00	.138	58
912796XG9	245947	1000	B 0 08-27-20	05/28/2020	49,983,316.67	.000	08/27/2020	50,000,000.00	.132	58
RE1900019	238060	3040	PATENTED ACQUISITION COR	08/28/2018	436,584.00	1.750	08/28/2020	436,584.00	1.750	59
LD1900066	238082	3050	TOOL TECH LLC	08/29/2018	269,591.67	1.750	08/28/2020	269,591.67	1.750	59
EC1900249	238100	3030	GEOFFREY & GINA FOOTE	08/30/2018	279,729.87	1.750	08/28/2020	279,729.87	1.750	59
EC1900231	238101	3030	BRIAN AND PAMELA SHIVAK	08/30/2018	207,200.00	1.750	08/28/2020	207,200.00	1.750	59



Run Date: 7/2/2020 6:33:45 AM

Investments Outstanding As Of Date: 6/30/2020

INVENTORY BY MATURITY REPORT

CUSIP	Investment #	Fund	Issuer	Purchase Date	Current Book	Current Rate	Maturity Date	Current Par	YTM	Days to Maturity
EC1900223	238102	3030	PATRICK AND DIANA HERAK	08/30/2018	349,300.00	1.750	08/28/2020	349,300.00	1.750	59
EC1900207	238103	3030	JEFFREY AND ELIZABETH HOR	08/30/2018	250,000.00	1.750	08/28/2020	250,000.00	1.750	59
EC1900215	238104	3030	DONA AND SHARON LAYMAN	08/30/2018	274,610.00	1.750	08/28/2020	274,610.00	1.750	59
EC1900199	238105	3030	JOHN ROTTENBORN	08/30/2018	75,000.00	1.750	08/28/2020	75,000.00	1.750	59
EC1900181	238106	3030	DUSTIN BOLEY	08/30/2018	85,410.00	1.750	08/28/2020	85,410.00	1.750	59
912828VV9	224593	1020	US TREASURY NOTE	10/29/2015	10,342,968.75	2.125	08/31/2020	10,000,000.00	1.389	62
912828VV9	224679	1020	US TREASURY NOTE	11/06/2015	10,217,187.50	2.125	08/31/2020	10,000,000.00	1.654	62
912828L32	228468	1020	US TREASURY NOTE 1.375 8-3	10/31/2016	15,080,859.38	1.375	08/31/2020	15,000,000.00	1.230	62
912828VV9	237422	1020	T 2 1-8 08-31-20	07/11/2018	24,757,812.50	2.125	08/31/2020	25,000,000.00	2.593	62
EC1900256	238113	3030	JEROME LEWIS	08/31/2018	111,625.00	1.750	08/31/2020	111,625.00	1.750	62
EC1900264	238114	3030	KEVIN FITZGERALD	08/31/2018	150,000.00	1.750	08/31/2020	150,000.00	1.750	62
EC1900272	238115	3030	KEVIN AND SHARON ONEIL	08/31/2018	350,000.00	1.750	08/31/2020	350,000.00	1.750	62
EC1900280	238116	3030	MARK COBB	08/31/2018	100,000.00	1.750	08/31/2020	100,000.00	1.750	62
EC1900298	238117	3030	JOHN M MITCHELL	08/31/2018	297,500.00	1.750	08/31/2020	297,500.00	1.750	62
9127963R8	245909	1000	CMB 0 09-01-20	05/21/2020	49,983,906.25	.000	09/01/2020	50,000,000.00	.113	63
LD20B0484	244593	3000	BID OHIO 6 MO	03/04/2020	3,000,000.00	1.000	09/02/2020	3,000,000.00	1.000	64
LD20B0492	244594	3000	BID OHIO 6 MO	03/04/2020	10,000,000.00	1.000	09/02/2020	10,000,000.00	1.000	64
LD20B0500	244595	3000	BID OHIO 6 MO	03/04/2020	10,000,000.00	1.000	09/02/2020	10,000,000.00	1.000	64
LD20B0518	244596	3000	BID OHIO 6 MO	03/04/2020	1,000,000.00	1.000	09/02/2020	1,000,000.00	1.000	64
LD20B0476	244597	3000	BID OHIO 6 MO	03/04/2020	1,000,000.00	1.000	09/02/2020	1,000,000.00	1.000	64
912796XH7	245795	1000	B 09-03-20	05/01/2020	49,983,506.94	.000	09/03/2020	50,000,000.00	.095	65
912796XH7	245977	1000	B 09-03-20	06/03/2020	49,984,027.78	.000	09/03/2020	50,000,000.00	.125	65
912796XH7	245985	1000	B 0 09-03-20	06/05/2020	49,981,875.00	.000	09/03/2020	50,000,000.00	.145	65
912796XH7	246049	1000	B 09-03-20	06/11/2020	49,983,083.33	.000	09/03/2020	50,000,000.00	.145	65
LD1900074	238131	3050	UNIVERSAL FARMS	09/04/2018	200,000.00	1.750	09/04/2020	200,000.00	1.750	66
RE1900027	238190	3040	WHITE DOVE MATTRESS LLC	09/07/2018	490,000.00	1.750	09/04/2020	490,000.00	1.750	66
9127963X5	245923	1000	CMB 0 09-08-20	05/26/2020	49,981,479.17	.000	09/08/2020	50,000,000.00	.127	70
9127963X5	245924	1000	CMB 0 09-08-20	05/26/2020	49,981,479.16	.000	09/08/2020	50,000,000.00	.127	70
9127963X5	245945	1000	CMB 0 09-08-20	05/28/2020	49,979,400.00	.000	09/08/2020	50,000,000.00	.144	70
9127963X5	245974	1000	CMB 0 09-08-20	06/03/2020	49,981,138.89	.000	09/08/2020	50,000,000.00	.140	70
912796TJ8	245794	1000	B 09-10-20	05/01/2020	49,984,416.67	.000	09/10/2020	50,000,000.00	.085	72
3133XD4P3	227128	1010	FHLB DEBENTURE 4.625 9-11-	06/24/2016	5,719,103.25	4.625	09/11/2020	5,025,000.00	1.249	73
EC1900306	238243	3030	BARRY SNOW	09/11/2018	286,016.50	1.750	09/11/2020	286,016.50	1.750	73



Run Date: 7/2/2020 6:33:45 AM

Investments Outstanding As Of Date: 6/30/2020

INVENTORY BY MATURITY REPORT

CUSIP	Investment #	Fund	Issuer	Purchase Date	Current Book	Current Rate	Maturity Date	Current Par	YTM	Days to Maturity
EC1900314	238244	3030	MARK MARIANI	09/11/2018	152,500.00	1.750	09/11/2020	152,500.00	1.750	73
AG2000341	242726	3010	C&M HOFFMAN FARMS LLC	09/12/2019	150,000.00	.001	09/11/2020	150,000.00	.001	73
3134A4BS2	178674	2000	FHLMC STRIP	10/31/2006	555,718.32	.000	09/15/2020	1,146,000.00	5.286	77
3134A4BS2	178684	2000	FHLMC STRIP	10/31/2006	2,164,041.21	.000	09/15/2020	4,423,000.00	5.220	77
9127963Y3	245645	1000	CMB 0 09-15-20	04/28/2020	49,980,555.56	.000	09/15/2020	50,000,000.00	.100	77
9127963Y3	245646	1000	CMB 0 09-15-20	04/28/2020	49,980,555.55	.000	09/15/2020	50,000,000.00	.100	77
9127963Y3	246056	1000	CMB 0 09-15-20	06/11/2020	49,979,333.33	.000	09/15/2020	50,000,000.00	.155	77
LD20B0757	246109	3000	HEARTLAND BANK BID OHIO	06/17/2020	10,000,000.00	.150	09/16/2020	10,000,000.00	.150	78
LD20B0765	246110	3000	AXOS BANK BID OHIO 3 MO	06/17/2020	10,000,000.00	.150	09/16/2020	10,000,000.00	.150	78
9127962G3	245948	1000	B 09-17-20	05/28/2020	49,977,444.44	.000	09/17/2020	50,000,000.00	.145	79
9127962G3	246138	1000	B 0 09-17-20	06/23/2020	49,984,472.22	.000	09/17/2020	50,000,000.00	.130	79
9127962G3	246150	1000	B 09-17-20	06/25/2020	49,984,833.33	.000	09/17/2020	50,000,000.00	.130	79
9127962G3	246161	1000	B 09-17-20	06/29/2020	49,985,555.56	.000	09/17/2020	50,000,000.00	.130	79
LD1900082	238326	3050	VANOVER TRUCKING LLC	09/19/2018	35,500.00	1.750	09/18/2020	35,500.00	1.750	80
LD1900090	238343	3050	A&E DAYCARE LLC	09/21/2018	400,000.00	1.750	09/21/2020	400,000.00	1.750	83
9127963Z0	245986	1000	CMB 0 09-22-20	06/09/2020	49,976,666.67	.000	09/22/2020	50,000,000.00	.160	84
9127963Z0	246054	1000	CMB 0 09-22-20	06/10/2020	49,975,444.44	.000	09/22/2020	50,000,000.00	.170	84
9127962H1	245928	1000	B 09-24-20	05/26/2020	49,980,169.50	.000	09/24/2020	50,000,000.00	.118	86
9127962H1	245949	1000	B 09-24-20	05/28/2020	49,975,208.33	.000	09/24/2020	50,000,000.00	.150	86
9127962H1	245952	1000	B 09-24-20	05/28/2020	49,974,795.00	.000	09/24/2020	50,000,000.00	.153	86
LD1900108	238381	3050	JUSTOP CARRY-OUT LLC	09/26/2018	400,000.00	1.750	09/25/2020	400,000.00	1.750	87
LD1900116	238382	3050	MENKE BROS. CONSTRUCTIO	09/26/2018	30,002.36	1.750	09/25/2020	30,002.36	1.750	87
LD1900124	238395	3050	FOUR PIZZA BOYS MANAGEME	09/26/2018	400,000.00	1.750	09/25/2020	400,000.00	1.750	87
RE1900035	238396	3040	RED ROCK FARM LLC	09/26/2018	65,931.23	1.750	09/25/2020	65,931.23	1.750	87
LD1900132	238410	3050	EDDIES LAWN AND LANDSCAP	09/27/2018	20,727.50	1.750	09/25/2020	20,727.50	1.750	87
LD1900140	238411	3050	STEVENS FAMILY BAKERYORC	09/27/2018	13,900.00	1.750	09/25/2020	13,900.00	1.750	87
EC1900447	238423	3030	KYLE NORDRUM	09/28/2018	350,000.00	1.750	09/28/2020	350,000.00	1.750	90
EC1900439	238424	3030	JAMES WAGNER	09/28/2018	203,420.00	1.750	09/28/2020	203,420.00	1.750	90
EC1900421	238425	3030	DANIEL PHILIPPS	09/28/2018	106,625.00	1.750	09/28/2020	106,625.00	1.750	90
EC1900413	238426	3030	KERRY MCKEEVER	09/28/2018	117,600.00	1.750	09/28/2020	117,600.00	1.750	90
EC1900405	238427	3030	NICOLE AND JAMES SHROYER	09/28/2018	344,750.00	1.750	09/28/2020	344,750.00	1.750	90
EC1900397	238428	3030	JOEL MCCREERY	09/28/2018	245,392.30	1.750	09/28/2020	245,392.30	1.750	90
EC1900371	238429	3030	WINFRED AND BARBARA RESS	09/28/2018	103,145.00	1.750	09/28/2020	103,145.00	1.750	90



Run Date: 7/2/2020 6:33:45 AM

Investments Outstanding As Of Date: 6/30/2020

INVENTORY BY MATURITY REPORT

CUSIP	Investment #	Fund	Issuer	Purchase Date	Current Book	Current Rate	Maturity Date	Current Par	YTM	Days to Maturity
EC1900389	238430	3030	GARY AND MARY SIWIERKA	09/28/2018	86,095.00	1.750	09/28/2020	86,095.00	1.750	90
EC1900363	238431	3030	AARON QUEEN	09/28/2018	35,000.00	1.750	09/28/2020	35,000.00	1.750	90
EC1900355	238432	3030	GLORIA &PATRICK CHESTNUT	09/28/2018	280,000.00	1.750	09/28/2020	280,000.00	1.750	90
EC1900348	238433	3030	NATHAN PARSONS	09/28/2018	49,639.75	1.750	09/28/2020	49,639.75	1.750	90
EC1900322	238434	3030	AMBER BOWMAN	09/28/2018	78,750.00	1.750	09/28/2020	78,750.00	1.750	90
EC1900330	238435	3030	CHRISTOPHER MARTINEZ	09/28/2018	55,000.00	1.750	09/28/2020	55,000.00	1.750	90
912828L65	224642	1020	US TREASURY NOTE	11/04/2015	14,862,890.62	1.375	09/30/2020	15,000,000.00	1.569	92
3130A7JB2	225680	1010	FHLB DEBENTURE	03/30/2016	8,666,325.00	1.450	09/30/2020	8,675,000.00	1.473	92
594918AH7	224263	1030	MICROSOFT CORP	10/01/2015	7,899,075.00	3.000	10/01/2020	7,500,000.00	1.880	93
9127962J7	246019	1000	B 0 10-01-20	06/09/2020	49,972,687.50	.000	10/01/2020	50,000,000.00	.173	93
9127962J7	246020	1000	B 0 10-01-20	06/09/2020	49,973,875.00	.000	10/01/2020	50,000,000.00	.165	93
9127962J7	246057	1000	B 10-01-20	06/11/2020	49,974,722.22	.000	10/01/2020	50,000,000.00	.163	93
LD1900157	238465	3050	M & M HEATING AND COOLIN	10/02/2018	400,000.00	2.000	10/02/2020	400,000.00	2.000	94
LD1900165	238466	3050	VM SYSTEMS INC	10/02/2018	400,000.00	2.000	10/02/2020	400,000.00	2.000	94
9127964G1	246151	1000	CMB 0 10-06-20	06/25/2020	49,979,972.22	.000	10/06/2020	50,000,000.00	.140	98
9127964G1	246152	1000	CMB 0 10-06-20	06/25/2020	49,979,972.22	.000	10/06/2020	50,000,000.00	.140	98
LD20B0567	244939	3000	BIDOHIO 6MO	04/08/2020	3,000,000.00	.120	10/07/2020	3,000,000.00	.120	99
LD20B0575	244940	3000	BIDOHIO 6MO	04/08/2020	5,000,000.00	.120	10/07/2020	5,000,000.00	.120	99
LD20B0583	244941	3000	BIDOHIO 6MO	04/08/2020	10,000,000.00	.120	10/07/2020	10,000,000.00	.120	99
LD20B0591	244942	3000	BIDOHIO 6MO	04/08/2020	10,000,000.00	.120	10/07/2020	10,000,000.00	.120	99
LD20B0609	244943	3000	BIDOHIO 6MO	04/08/2020	10,000,000.00	.120	10/07/2020	10,000,000.00	.120	99
912796TN9	246017	1000	B 10-08-20	06/09/2020	49,971,850.50	.000	10/08/2020	50,000,000.00	.168	100
912796TN9	246018	1000	B 10-08-20	06/09/2020	49,971,850.50	.000	10/08/2020	50,000,000.00	.168	100
912796TN9	246055	1000	B 0 10-08-20	06/11/2020	49,971,076.39	.000	10/08/2020	50,000,000.00	.175	100
9127964H9	246021	1000	CMB 0 10-13-20	06/10/2020	49,970,486.11	.000	10/13/2020	50,000,000.00	.170	105
713448DC9	224435	1030	PEPSICO INC	10/19/2015	5,037,200.00	2.150	10/14/2020	5,000,000.00	1.992	106
713448DC9	224695	1030	PEPSICO INC	11/12/2015	9,955,900.00	2.150	10/14/2020	10,000,000.00	2.245	106
76116FAE7	74345	2000	REF CORP STRIP	09/28/1998	663,205.00	.000	10/15/2020	2,300,000.00	5.721	107
LD1900173	238669	3050	PRINTEX INCORPORATED	10/22/2018	214,311.65	2.000	10/22/2020	214,311.65	2.000	114
LD1900181	238670	3050	MAHONING VALLEY TOOL & M	10/22/2018	171,790.17	2.000	10/22/2020	171,790.17	2.000	114
9127962S7	246053	1000	B 10-22-20	06/11/2020	49,968,597.22	.000	10/22/2020	50,000,000.00	.170	114
931142CZ4	228626	1030	WAL-MART STORES 3.250 10-	11/17/2016	7,900,500.00	3.250	10/25/2020	7,500,000.00	1.838	117
LD1900199	238753	3050	VOSS BROTHERS SALES& REN	10/26/2018	400,000.00	2.000	10/26/2020	400,000.00	2.000	118



Run Date: 7/2/2020 6:33:45 AM

Investments Outstanding As Of Date: 6/30/2020

INVENTORY BY MATURITY REPORT

CUSIP	Investment #	Fund	Issuer	Purchase Date	Current Book	Current Rate	Maturity Date	Current Par	YTM	Days to Maturity
191216BT6	224919	1030	COCA COLA COMPANY	12/14/2015	5,790,295.02	1.875	10/27/2020	5,809,000.00	1.944	119
191216BT6	233868	1030	KO 1 7-8 10-27-20	10/04/2017	4,053,523.50	1.875	10/27/2020	4,050,000.00	1.846	119
LD1900207	238765	3050	HJR NEWLON LLC NEW LEX D	10/29/2018	190,408.87	2.000	10/29/2020	190,408.87	2.000	121
9127962T5	246153	1000	B 0 10-29-20	06/26/2020	49,973,958.33	.000	10/29/2020	50,000,000.00	.150	121
LD1900215	238787	3050	RUSK OP FINDLAY LLC	10/31/2018	400,000.00	2.000	10/30/2020	400,000.00	2.000	122
AG2000382	243232	3010	RICHARD SNYDER FARMS LLC	10/30/2019	150,000.00	.001	10/30/2020	150,000.00	.001	122
912828L99	225587	1020	US TREASURY NOTE	02/29/2016	15,089,062.50	1.375	10/31/2020	15,000,000.00	1.244	123
19416QDR8	230220	1030	CL 2.95 11-01-20	04/06/2017	3,341,067.75	2.950	11/01/2020	3,225,000.00	1.902	124
9127964Q9	246139	1000	CMB 0 11-03-20	06/24/2020	49,972,316.66	.000	11/03/2020	50,000,000.00	.151	126
9127964Q9	246140	1000	CMB 0 11-03-20	06/24/2020	49,972,316.67	.000	11/03/2020	50,000,000.00	.151	126
AG2000390	243260	3010	JON STUCKEY	11/04/2019	60,000.00	.001	11/04/2020	60,000.00	.001	127
LD20B0682	245810	3000	BID OHIO 11-4-20	05/06/2020	2,000,000.00	.080	11/04/2020	2,000,000.00	.080	127
LD20B0674	245811	3000	BID OHIO 11-4-20	05/06/2020	2,000,000.00	.080	11/04/2020	2,000,000.00	.080	127
LD20B0708	245812	3000	6 MONTH BID OHIO 11-4-20	05/06/2020	10,000,000.00	.080	11/04/2020	10,000,000.00	.080	127
LD20B0690	245813	3000	BID OHIO 11-04-20	05/06/2020	1,500,000.00	.080	11/04/2020	1,500,000.00	.080	127
EC1900454	238820	3030	ALAN ANDERSON	11/05/2018	250,000.00	2.000	11/05/2020	250,000.00	2.000	128
EC1900462	238821	3030	DENNIS TWARY	11/05/2018	151,100.00	2.000	11/05/2020	151,100.00	2.000	128
EC1900470	238822	3030	MARGARET AND TIMOTHY KI	11/05/2018	33,818.45	2.000	11/05/2020	33,818.45	2.000	128
EC1900488	238823	3030	PRATAP GAJJALA	11/05/2018	326,654.44	2.000	11/05/2020	326,654.44	2.000	128
EC1900496	238824	3030	ERIC WILLIS	11/05/2018	186,116.00	2.000	11/05/2020	186,116.00	2.000	128
EC1900504	238825	3030	THOMAS MACHAMER	11/05/2018	182,000.00	2.000	11/05/2020	182,000.00	2.000	128
EC1900512	238826	3030	DONALD AND SANDRA WEINK	11/05/2018	100,000.00	2.000	11/05/2020	100,000.00	2.000	128
EC1900520	238827	3030	MICHAEL GILBERT	11/05/2018	50,320.00	2.000	11/05/2020	50,320.00	2.000	128
EC1900538	238828	3030	GREGORY AND MARGARET FE	11/05/2018	210,000.00	2.000	11/05/2020	210,000.00	2.000	128
EC1900546	238829	3030	DAVID AND MEIMEI TOORCHE	11/05/2018	60,100.00	2.000	11/05/2020	60,100.00	2.000	128
912796TP4	246051	1000	B 11-05-20	06/11/2020	49,964,781.50	.000	11/05/2020	50,000,000.00	.173	128
912796TP4	246141	1000	B 11-05-20	06/24/2020	49,973,944.44	.000	11/05/2020	50,000,000.00	.140	128
912796TP4	246142	1000	B 11-05-20	06/24/2020	49,973,944.45	.000	11/05/2020	50,000,000.00	.140	128
LD1900223	238863	3050	EDDIES LAWN AND LANDSCAP	11/07/2018	41,413.00	2.000	11/06/2020	41,413.00	2.000	129
LD1900231	238872	3050	TEAMONE BEC LLC	11/08/2018	200,000.00	2.000	11/06/2020	200,000.00	2.000	129
LD1900256	238891	3050	4-K TIRE INC.	11/09/2018	330,000.00	2.000	11/09/2020	330,000.00	2.000	132
LD1900249	238892	3050	KIDS COUNT DAYCARE INC	11/09/2018	15,814.77	2.000	11/09/2020	15,814.77	2.000	132
912796Z21	246164	1000	B 11-12-20	06/30/2020	49,975,250.00	.000	11/12/2020	50,000,000.00	.132	135



Run Date: 7/2/2020 6:33:45 AM

Investments Outstanding As Of Date: 6/30/2020

INVENTORY BY MATURITY REPORT

CUSIP	Investment #	Fund	Issuer	Purchase Date	Current Book	Current Rate	Maturity Date	Current Par	YTM	Days to Maturity
LD1900264	238902	3050	DYCO MANUFACTURING INC	11/13/2018	400,000.00	2.000	11/13/2020	400,000.00	2.000	136
LD1900272	238903	3050	OHIO VALLEY ANIMAL CLINIC	11/13/2018	74,500.00	2.000	11/13/2020	74,500.00	2.000	136
LD1900280	238940	3050	THE DOVER TANK AND PLATE	11/15/2018	397,159.74	2.000	11/13/2020	397,159.74	2.000	136
AG2000432	243420	3010	KEVIN TEETERS	11/13/2019	55,000.00	.001	11/13/2020	55,000.00	.001	136
AG2000424	243421	3010	WESLEY EARL WILSON	11/13/2019	150,000.00	.001	11/13/2020	150,000.00	.001	136
31358C7U4	178740	2000	FNMA STRIP	11/06/2006	3,285,074.73	.000	11/15/2020	6,783,000.00	5.237	138
912833LB4	179294	2000	US TREASURY STRIP	12/18/2006	129,142.50	.000	11/15/2020	250,000.00	4.806	138
912833LB4	183730	2000	US TREASURY STRIP	12/05/2007	28,195.00	.000	11/15/2020	50,000.00	4.475	138
912833LB4	183937	2000	US TREASURY STRIP	12/19/2007	54,147.00	.000	11/15/2020	100,000.00	4.810	138
912833LB4	184227	2000	US TREASURY STRIP	01/10/2008	85,065.00	.000	11/15/2020	150,000.00	4.465	138
912833LB4	189214	2000	US TREASURY STRIP	11/21/2008	57,578.00	.000	11/15/2020	100,000.00	4.660	138
912833LB4	189260	2000	US TREASURY STRIP	11/21/2008	3,050.00	.000	11/15/2020	5,000.00	4.168	138
912833LB4	189959	2000	US TREASURY STRIP	01/12/2009	163,860.00	.000	11/15/2020	250,000.00	3.600	138
912833LB4	190247	2000	US TREASURY STRIP	02/04/2009	62,834.00	.000	11/15/2020	100,000.00	3.985	138
912833LB4	194193	2000	US TREASURY STRIP	11/24/2009	65,206.00	.000	11/15/2020	100,000.00	3.934	138
912833LB4	194726	2000	US TREASURY STRIP	01/28/2010	32,388.00	.000	11/15/2020	50,000.00	4.063	138
912833LB4	201930	2000	US TREASURY STRIP	11/17/2010	37,497.00	.000	11/15/2020	50,000.00	2.900	138
912833LB4	202147	2000	US TREASURY STRIP	11/24/2010	36,668.50	.000	11/15/2020	50,000.00	3.133	138
912833LB4	203387	2000	US TREASURY STRIP	01/31/2011	70,436.00	.000	11/15/2020	100,000.00	3.613	138
912833LB4	212189	2000	US TREASURY STRIP	11/30/2012	135,129.00	.000	11/15/2020	150,000.00	1.316	138
912833LB4	212319	2000	US TREASURY STRIP	12/13/2012	316,526.00	.000	11/15/2020	350,000.00	1.273	138
912833LB4	212648	2000	US TREASURY STRIP	01/17/2013	44,592.00	.000	11/15/2020	50,000.00	1.468	138
912833LB4	216068	2000	US TREASURY STRIP	11/21/2013	43,347.50	.000	11/15/2020	50,000.00	2.055	138
912833LB4	216413	2000	US TREASURY STRIP	01/09/2014	84,991.00	.000	11/15/2020	100,000.00	2.389	138
912833LB4	219690	2000	US TREASURY STRIP	11/20/2014	222,632.50	.000	11/15/2020	250,000.00	1.946	138
912833LB4	220243	2000	US TREASURY STRIP	01/09/2015	45,392.50	.000	11/15/2020	50,000.00	1.660	138
912833LB4	220345	2000	US TREASURY STRIP	01/20/2015	91,323.00	.000	11/15/2020	100,000.00	1.566	138
912833LB4	220431	2000	US TREASURY STRIP	01/26/2015	91,907.00	.000	11/15/2020	100,000.00	1.460	138
912833LB4	220452	2000	US TREASURY STRIP	01/26/2015	45,875.50	.000	11/15/2020	50,000.00	1.490	138
912833LB4	220471	2000	US TREASURY STRIP	01/26/2015	36,724.80	.000	11/15/2020	40,000.00	1.478	138
912833LB4	220500	2000	US TREASURY STRIP	01/27/2015	229,117.50	.000	11/15/2020	250,000.00	1.510	138
912833LB4	220604	2000	US TREASURY STRIP	01/29/2015	228,420.00	.000	11/15/2020	250,000.00	1.564	138
912833LB4	225019	2000	USTREASURYSTRIP	12/24/2015	229,770.00	.000	11/15/2020	250,000.00	1.732	138



Run Date: 7/2/2020 6:33:45 AM

Investments Outstanding As Of Date: 6/30/2020

INVENTORY BY MATURITY REPORT

CUSIP	Investment #	Fund	Issuer	Purchase Date	Current Book	Current Rate	Maturity Date	Current Par	YTM	Days to Maturity
912833LB4	225340	2000	USTREASURYSTRIP	02/04/2016	93,537.00	.000	11/15/2020	100,000.00	1.403	138
912820WZ6	228569	2000	US TREASURY STRI ZERO-% 1	11/14/2016	17,137.80	.000	11/15/2020	18,000.00	1.230	138
912833LB4	229102	2000	S 0 11-15-20	01/12/2017	18,716.40	.000	11/15/2020	20,000.00	1.735	138
912833LB4	229104	2000	S 0 11-15-20	01/12/2017	18,716.40	.000	11/15/2020	20,000.00	1.735	138
912833LB4	229269	2000	S 0 11-15-20	01/26/2017	234,242.50	.000	11/15/2020	250,000.00	1.720	138
912833LB4	229395	2000	S 0 11-15-20	02/02/2017	37,477.20	.000	11/15/2020	40,000.00	1.730	138
912833LB4	234355	2000	S 0 11-15-20	11/16/2017	94,799.00	.000	11/15/2020	100,000.00	1.790	138
912833LB4	234928	2000	S 0 11-15-20	01/25/2018	37,620.00	.000	11/15/2020	40,000.00	2.200	138
912833LB4	235053	2000	S 0 11-15-20	02/02/2018	37,596.80	.000	11/15/2020	40,000.00	2.240	138
912833LB4	243381	2000	S 0 11-15-20	11/15/2019	39,355.60	.000	11/15/2020	40,000.00	1.631	138
912833LB4	243621	2000	S 0 11-15-20	12/09/2019	39,412.80	.000	11/15/2020	40,000.00	1.590	138
912833LB4	243717	2000	S 0 11-15-20	12/16/2019	39,421.20	.000	11/15/2020	40,000.00	1.600	138
166764AY6	230085	1030	CVX 2.419 11-17-20	03/29/2017	5,462,385.72	2.419	11/17/2020	5,412,000.00	2.151	140
LD1900298	238969	3050	BROCK & ASSOCIATES BUILDE	11/19/2018	222,687.00	2.000	11/19/2020	222,687.00	2.000	142
9127964T3	246143	1000	CMB 0 11-24-20	06/23/2020	49,967,702.78	.000	11/24/2020	50,000,000.00	.151	147
9127964T3	246144	1000	CMB 0 11-24-20	06/23/2020	49,967,702.78	.000	11/24/2020	50,000,000.00	.151	147
9127964T3	246145	1000	CMB 0 11-24-20	06/23/2020	49,967,916.66	.000	11/24/2020	50,000,000.00	.150	147
9127964T3	246146	1000	CMB 0 11-24-20	06/23/2020	49,967,916.67	.000	11/24/2020	50,000,000.00	.150	147
LD1900306	239030	3050	JIMS OPEN KITCHEN LLC	11/28/2018	264,000.00	2.000	11/27/2020	264,000.00	2.000	150
9127963B3	246128	1000	B 11-27-20	06/22/2020	49,967,632.00	.000	11/27/2020	50,000,000.00	.148	150
912828A42	225691	1020	US TREASURY NOTE	03/11/2016	15,397,851.56	2.000	11/30/2020	15,000,000.00	1.417	153
912828M98	227462	1020	US TREASURY NOTE 1.625 11-	07/25/2016	20,478,125.00	1.625	11/30/2020	20,000,000.00	1.061	153
LD1900314	239054	3050	PORTAGE HEALTH NETWORK	11/30/2018	440,000.00	2.000	11/30/2020	440,000.00	2.000	153
LD20B0732	245980	3000	BID OHIO 12.2.2020	06/03/2020	3,000,000.00	.150	12/02/2020	3,000,000.00	.150	155
LD20B0740	245981	3000	BID OHIO 12.2.2020	06/03/2020	2,500,000.00	.150	12/02/2020	2,500,000.00	.150	155
RE1900043	239091	3040	F&K CONCEPTS INC.	12/06/2018	28,302.00	2.000	12/04/2020	28,302.00	2.000	157
3130A3UQ5	228261	1010	FHLB DEBENTURE 1.875 12-11	10/11/2016	11,214,114.00	1.875	12/11/2020	10,950,000.00	1.279	164
LD1900322	239126	3050	HJR NEWLON LTD	12/12/2018	75,312.15	2.000	12/11/2020	75,312.15	2.000	164
EC1900579	239133	3030	KEVIN CASTEEL	12/13/2018	75,000.00	2.000	12/11/2020	75,000.00	2.000	164
EC1900595	239134	3030	ANDREW ROTHMEELER	12/13/2018	206,167.50	2.000	12/11/2020	206,167.50	2.000	164
EC1900611	239135	3030	NICHOLAS KERR	12/13/2018	107,998.00	2.000	12/11/2020	107,998.00	2.000	164
EC1900629	239136	3030	DENNIS AND KRISTA HOODLE	12/13/2018	210,000.00	2.000	12/11/2020	210,000.00	2.000	164
EC1900637	239137	3030	JESSICA AND CHRISTOPHER S	12/13/2018	100,000.00	2.000	12/11/2020	100,000.00	2.000	164



Run Date: 7/2/2020 6:33:45 AM

Investments Outstanding As Of Date: 6/30/2020

INVENTORY BY MATURITY REPORT

CUSIP	Investment #	Fund	Issuer	Purchase Date	Current Book	Current Rate	Maturity Date	Current Par	YTM	Days to Maturity
EC1900553	239138	3030	LAURA VAN ANTWERP	12/13/2018	350,000.00	2.000	12/11/2020	350,000.00	2.000	164
EC1900561	239139	3030	TODD BATTSON	12/13/2018	149,910.00	2.000	12/11/2020	149,910.00	2.000	164
EC1900587	239140	3030	MICHAEL HALLABRIN	12/13/2018	181,678.00	2.000	12/11/2020	181,678.00	2.000	164
EC1900603	239141	3030	KAREN MURRAY	12/13/2018	143,500.00	2.000	12/11/2020	143,500.00	2.000	164
EC1900645	239142	3030	IRENE AND IHOR CHOMA AND	12/13/2018	75,700.00	2.000	12/11/2020	75,700.00	2.000	164
EC1900652	239143	3030	SETH AND CLARISSA JOHN SO	12/13/2018	174,831.40	2.000	12/11/2020	174,831.40	2.000	164
EC1900660	239144	3030	BARBARA BROCK	12/13/2018	53,035.00	2.000	12/11/2020	53,035.00	2.000	164
EC1900678	239145	3030	MATTHEW JOHNSON	12/13/2018	176,890.00	2.000	12/11/2020	176,890.00	2.000	164
EC1900686	239146	3030	MOLLY ROBERTSHAW	12/13/2018	75,000.00	2.000	12/11/2020	75,000.00	2.000	164
9128283L2	238118	1020	T 1 7-8 12-15-20	09/04/2018	4,914,453.13	1.875	12/15/2020	5,000,000.00	2.653	168
EC1900694	239171	3030	RYAN BERTHOLD	12/17/2018	56,000.00	2.000	12/17/2020	56,000.00	2.000	170
EC1900702	239172	3030	KIMBERLY AND PATRICK MCC	12/17/2018	75,000.00	2.000	12/17/2020	75,000.00	2.000	170
EC1900710	239173	3030	FRANK MYERS	12/17/2018	100,000.00	2.000	12/17/2020	100,000.00	2.000	170
EC1900728	239174	3030	BRANT CULLER	12/17/2018	73,625.00	2.000	12/17/2020	73,625.00	2.000	170
EC1900736	239175	3030	LYNN BREEN	12/17/2018	140,911.85	2.000	12/17/2020	140,911.85	2.000	170
EC1900744	239176	3030	ANNA BOWERS	12/17/2018	71,870.00	2.000	12/17/2020	71,870.00	2.000	170
EC1900751	239177	3030	GREG DENBY	12/17/2018	87,650.00	2.000	12/17/2020	87,650.00	2.000	170
EC1900769	239178	3030	TIMOTHY MEADE	12/17/2018	259,356.30	2.000	12/17/2020	259,356.30	2.000	170
EC1900777	239179	3030	THAD AND COLLEEN BREJ	12/17/2018	210,000.00	2.000	12/17/2020	210,000.00	2.000	170
EC1900785	239180	3030	MICHAEL BEAM	12/17/2018	207,095.00	2.000	12/17/2020	207,095.00	2.000	170
EC1900793	239181	3030	JOHN MARIUS	12/17/2018	350,000.00	2.000	12/17/2020	350,000.00	2.000	170
EC1900801	239182	3030	DAVID BLACKWOOD	12/17/2018	43,500.00	2.000	12/17/2020	43,500.00	2.000	170
9127963K3	246124	1000	B 12-17-20	06/22/2020	49,960,444.44	.000	12/17/2020	50,000,000.00	.160	170
9127963K3	246125	1000	B 12-17-20	06/22/2020	49,960,444.44	.000	12/17/2020	50,000,000.00	.160	170
EC1900819	239218	3030	MORGAN CHENG	12/19/2018	116,000.00	2.000	12/18/2020	116,000.00	2.000	171
EC1900827	239219	3030	MORGAN CHENG	12/19/2018	63,500.00	2.000	12/18/2020	63,500.00	2.000	171
EC1900835	239220	3030	RYAN BEERS	12/19/2018	144,500.00	2.000	12/18/2020	144,500.00	2.000	171
EC1900843	239221	3030	MICHAEL DAVIS	12/19/2018	125,000.00	2.000	12/18/2020	125,000.00	2.000	171
EC1900850	239222	3030	CRISTINA SHERER	12/19/2018	103,750.00	2.000	12/18/2020	103,750.00	2.000	171
EC1900868	239223	3030	TERRY BUCKENDAHL	12/19/2018	134,765.30	2.000	12/18/2020	134,765.30	2.000	171
EC1900876	239224	3030	CARON AND CLAYTON KUGLE	12/19/2018	289,170.00	2.000	12/18/2020	289,170.00	2.000	171
EC1900884	239225	3030	PATRICIA SHIPLEY	12/19/2018	312,963.00	2.000	12/18/2020	312,963.00	2.000	171
EC1900892	239226	3030	FRANK AND BARBARA KLAN	12/19/2018	339,500.00	2.000	12/18/2020	339,500.00	2.000	171



Run Date: 7/2/2020 6:33:45 AM

Investments Outstanding As Of Date: 6/30/2020

INVENTORY BY MATURITY REPORT

CUSIP	Investment #	Fund	Issuer	Purchase Date	Current Book	Current Rate	Maturity Date	Current Par	YTM	Days to Maturity
EC1900900	239227	3030	LEE BROWN	12/19/2018	350,000.00	2.000	12/18/2020	350,000.00	2.000	171
EC1900918	239228	3030	JAY DOTSON	12/19/2018	125,000.00	2.000	12/18/2020	125,000.00	2.000	171
EC1900926	239229	3030	CHARLES WORKMAN	12/19/2018	50,000.00	2.000	12/18/2020	50,000.00	2.000	171
EC1900934	239230	3030	ERIC ANDOLINA	12/19/2018	350,000.00	2.000	12/18/2020	350,000.00	2.000	171
EC1900942	239231	3030	JOSEPH KICKEL AND PATRICI	12/19/2018	126,125.00	2.000	12/18/2020	126,125.00	2.000	171
LD1900330	239257	3050	ADVANCED HEATING AND CO	12/20/2018	287,500.00	2.000	12/18/2020	287,500.00	2.000	171
9127963L1	246126	1000	WIB 12-24-20	06/25/2020	49,955,763.89	.000	12/24/2020	50,000,000.00	.175	177
9127963L1	246127	1000	WIB 12-24-20	06/25/2020	49,955,763.89	.000	12/24/2020	50,000,000.00	.175	177
9127963L1	246162	1000	B 12-24-20	06/26/2020	49,961,160.50	.000	12/24/2020	50,000,000.00	.155	177
9127963L1	246165	1000	B 12-24-20	06/30/2020	49,963,616.67	.000	12/24/2020	50,000,000.00	.148	177
912828N48	225774	1020	US TREASURY NOTE	03/16/2016	15,171,900.00	1.750	12/31/2020	15,000,000.00	1.501	184
912828N48	226848	1020	US TREASURY NOTE 1.750 12-	05/19/2016	15,273,600.00	1.750	12/31/2020	15,000,000.00	1.341	184
912828N48	231781	1020	T 1 3-4 12-31-20	06/21/2017	10,039,843.75	1.750	12/31/2020	10,000,000.00	1.633	184
912796TY5	246166	1000	B 12-31-20	06/30/2020	49,964,861.00	.000	12/31/2020	50,000,000.00	.138	184
LD1900348	239342	3050	HATCHERS GREENHOUSE INC	01/02/2019	320,000.00	2.250	01/01/2021	320,000.00	2.250	185
EC1900959	239373	3030	SHANE PASTERCHEK	01/04/2019	220,500.00	2.250	01/04/2021	220,500.00	2.250	188
EC1900967	239374	3030	RITA RICE	01/04/2019	31,500.00	2.250	01/04/2021	31,500.00	2.250	188
EC1900975	239375	3030	MICHAEL DURSCH	01/04/2019	64,500.00	2.250	01/04/2021	64,500.00	2.250	188
EC1900983	239376	3030	CAROL CARTER	01/04/2019	79,002.00	2.250	01/04/2021	79,002.00	2.250	188
EC1900991	239377	3030	JEFFREY BILLHIMER	01/04/2019	182,000.00	2.250	01/04/2021	182,000.00	2.250	188
EC1901007	239378	3030	JOSEPH PALLOTTO	01/04/2019	74,940.00	2.250	01/04/2021	74,940.00	2.250	188
EC1901015	239379	3030	JOHN ASMAR	01/04/2019	75,750.00	2.250	01/04/2021	75,750.00	2.250	188
LD1900355	239387	3050	EDDIES LAWN AND LANDSCAP	01/07/2019	39,250.00	2.250	01/07/2021	39,250.00	2.250	191
24422ETF6	225253	1030	JOHN DEERE CAPITAL CORP	01/26/2016	5,070,800.00	2.550	01/08/2021	5,000,000.00	2.246	192
LD1900363	239449	3050	DEBANDALE PRINTING INC.	01/11/2019	18,636.18	2.250	01/11/2021	18,636.18	2.250	195
76116FAG2	179053	2000	REF CORP STRIP	11/28/2006	245,380.20	.000	01/15/2021	489,000.00	4.940	199
76116EFX3	179700	2000	REF CORP STRIP	01/31/2007	72,754.50	.000	01/15/2021	150,000.00	5.252	199
LD1900371	239478	3050	INDOOR ENVIRONMENTAL SP	01/15/2019	49,719.31	2.250	01/15/2021	49,719.31	2.250	199
LD1900389	239479	3050	INDOOR ENVIRONMENTAL SP	01/15/2019	32,162.48	2.250	01/15/2021	32,162.48	2.250	199
LD1900397	239480	3050	BROOKYS INC	01/15/2019	87,536.62	2.250	01/15/2021	87,536.62	2.250	199
LD1900405	239513	3050	E HALL FUNERAL HOME INC	01/17/2019	109,725.00	2.250	01/15/2021	109,725.00	2.250	199
94988J5N3	243851	1030	WFC 2.6 01-15-21 BKNT	12/23/2019	10,073,754.70	2.600	01/15/2021	10,000,000.00	1.894	199
LD1900413	239531	3050	VALCO INDUSTRIES INC.	01/18/2019	321,437.35	2.250	01/18/2021	321,437.35	2.250	202



Run Date: 7/2/2020 6:33:45 AM

Investments Outstanding As Of Date: 6/30/2020

INVENTORY BY MATURITY REPORT

CUSIP	Investment #	Fund	Issuer	Purchase Date	Current Book	Current Rate	Maturity Date	Current Par	YTM	Days to Maturity
EC1901023	239552	3030	JEFFREY IWANSKI	01/22/2019	279,022.52	2.250	01/22/2021	279,022.52	2.250	206
LD1900421	239553	3050	CLOVERLEAF MECHANICAL LL	01/22/2019	30,105.91	2.250	01/22/2021	30,105.91	2.250	206
LD1900439	239637	3050	ADVANCED BUILDING RESTOR	01/28/2019	31,370.63	2.250	01/28/2021	31,370.63	2.250	212
91159HHL7	228644	1030	US BANCORP 2.350 1-29-21	11/18/2016	10,105,100.00	2.350	01/29/2021	10,000,000.00	2.087	213
91159HHL7	228775	1030	USB 2.35 01-29-21 MTN	12/05/2016	2,734,592.00	2.350	01/29/2021	2,725,000.00	2.260	213
912828N89	225452	1020	US TREASURY NOTE	02/12/2016	10,165,161.80	1.375	01/31/2021	10,000,000.00	1.033	215
912828N89	239195	1020	T 1 3-8 01-31-21	12/19/2018	9,733,984.38	1.375	01/31/2021	10,000,000.00	2.676	215
912828B58	243530	1020	T 2 1-8 01-31-21	11/26/2019	10,055,859.38	2.125	01/31/2021	10,000,000.00	1.644	215
46513YBC1	235140	1010	ISRAEL BOND	02/15/2018	15,000,000.00	3.150	02/01/2021	15,000,000.00	3.150	216
742718EN5	233801	1030	PG 1.85 02-02-21	09/28/2017	3,671,278.40	1.850	02/02/2021	3,680,000.00	1.923	217
LD1900447	239698	3050	THE RIDGE INN	02/04/2019	235,723.52	2.250	02/04/2021	235,723.52	2.250	219
LD1900454	239783	3050	NAILS 90 SPA LLC	02/11/2019	186,752.96	2.250	02/11/2021	186,752.96	2.250	226
LD1900462	239822	3050	B E DAVIS TRUCKING	02/14/2019	270,000.00	2.250	02/12/2021	270,000.00	2.250	227
LD1900470	239823	3050	B E DAVIS TRUCKING LLC	02/14/2019	101,283.50	2.250	02/12/2021	101,283.50	2.250	227
912833LC2	180368	2000	US TREASURY STRIP	04/03/2007	25,342.00	.000	02/15/2021	50,000.00	4.960	230
912833LC2	180520	2000	US TREASURY STRIP	04/12/2007	50,081.00	.000	02/15/2021	100,000.00	5.058	230
912833LC2	180736	2000	US TREASURY STRIP	04/30/2007	50,938.00	.000	02/15/2021	100,000.00	4.950	230
912833LC2	184838	2000	US TREASURY STRIP	02/28/2008	5,510.45	.000	02/15/2021	10,000.00	4.650	230
912833LC2	185228	2000	US TREASURY STRIP	03/27/2008	5,780.00	.000	02/15/2021	10,000.00	4.299	230
912833LC2	185271	2000	US TREASURY STRIP	03/28/2008	28,610.50	.000	02/15/2021	50,000.00	4.380	230
912833LC2	185597	2000	US TREASURY STRIP	04/16/2008	29,111.00	.000	02/15/2021	50,000.00	4.260	230
912833LC2	185616	2000	US TREASURY STRIP	04/16/2008	5,820.00	.000	02/15/2021	10,000.00	4.263	230
912833LC2	185883	2000	US TREASURY STRIP	04/28/2008	13,968.00	.000	02/15/2021	25,000.00	4.600	230
912833LC2	190597	2000	US TREASURY STRIP	02/27/2009	31,722.00	.000	02/15/2021	50,000.00	3.839	230
912833LC2	190828	2000	US TREASURY STRIP	03/20/2009	31,565.00	.000	02/15/2021	50,000.00	3.900	230
912833LC2	190954	2000	US TREASURY STRIP	03/30/2009	64,312.00	.000	02/15/2021	100,000.00	3.750	230
912833LC2	191120	2000	US TREASURY STRIP	04/13/2009	3,300.00	.000	02/15/2021	5,000.00	3.540	230
912833LC2	191207	2000	US TREASURY STRIP	04/16/2009	31,873.50	.000	02/15/2021	50,000.00	3.841	230
912833LC2	191858	2000	US TREASURY STRIP	04/24/2009	32,170.00	.000	02/15/2021	50,000.00	3.768	230
912833LC2	194855	2000	US TREASURY STRIP	02/08/2010	63,118.00	.000	02/15/2021	100,000.00	4.220	230
912833LC2	195181	2000	US TREASURY STRIP	03/03/2010	31,812.50	.000	02/15/2021	50,000.00	4.170	230
912833LC2	195388	2000	US TREASURY STRIP	03/12/2010	63,368.00	.000	02/15/2021	100,000.00	4.217	230
912833LC2	195857	2000	US TREASURY STRIP	04/08/2010	31,662.00	.000	02/15/2021	50,000.00	4.253	230



Run Date: 7/2/2020 6:33:45 AM

Investments Outstanding As Of Date: 6/30/2020

INVENTORY BY MATURITY REPORT

CUSIP	Investment #	Fund	Issuer	Purchase Date	Current Book	Current Rate	Maturity Date	Current Par	YTM	Days to Maturity
912833LC2	196882	2000	US TREASURY STRIP	04/30/2010	32,074.50	.000	02/15/2021	50,000.00	4.155	230
912833LC2	203856	2000	US TREASURY STRIP	02/28/2011	34,580.50	.000	02/15/2021	50,000.00	3.735	230
912833LC2	204503	2000	US TREASURY STRIP	04/12/2011	68,998.00	.000	02/15/2021	100,000.00	3.805	230
912833LC2	205416	2000	US TREASURY STRIP	05/05/2011	70,839.00	.000	02/15/2021	100,000.00	3.556	230
912833LC2	208699	2000	US TREASURY STRIP	02/16/2012	42,196.00	.000	02/15/2021	50,000.00	1.895	230
912833LC2	208870	2000	US TREASURY STRIP	03/05/2012	84,535.00	.000	02/15/2021	100,000.00	1.886	230
912833LC2	209009	2000	US TREASURY STRIP	03/19/2012	41,036.00	.000	02/15/2021	50,000.00	2.230	230
912833LC2	209134	2000	US TREASURY STRIP	04/05/2012	41,463.00	.000	02/15/2021	50,000.00	2.124	230
912833LC2	209926	2000	US TREASURY STRIP	04/30/2012	42,358.00	.000	02/15/2021	50,000.00	1.895	230
912833LC2	213283	2000	US TREASURY STRIP	03/25/2013	44,158.00	.000	02/15/2021	50,000.00	1.580	230
912833LC2	213358	2000	US TREASURY STRIP	03/28/2013	88,417.00	.000	02/15/2021	100,000.00	1.567	230
912833LC2	213435	2000	US TREASURY STRIP	04/04/2013	44,537.00	.000	02/15/2021	50,000.00	1.476	230
912833LC2	213502	2000	US TREASURY STRIP	04/12/2013	89,674.00	.000	02/15/2021	100,000.00	1.394	230
912833LC2	214253	2000	US TREASURY STRIP	05/02/2013	90,189.00	.000	02/15/2021	100,000.00	1.330	230
912833LC2	216908	2000	US TREASURY STRIP	03/21/2014	214,645.00	.000	02/15/2021	250,000.00	2.220	230
912833LC2	220873	2000	US TREASURY STRIP	02/13/2015	36,047.60	.000	02/15/2021	40,000.00	1.740	230
912833LC2	222347	2000	US TREASURY STRIP	04/30/2015	36,513.20	.000	02/15/2021	40,000.00	1.580	230
880591EL2	225521	1010	TVA DEBENTURE	02/19/2016	16,757,550.00	3.875	02/15/2021	15,000,000.00	1.433	230
912833LC2	225727	2000	USTREASURYSTRIP	03/17/2016	37,035.60	.000	02/15/2021	40,000.00	1.573	230
912833LC2	225755	2000	USTREASURYSTRIP	03/17/2016	16,891.65	.000	02/15/2021	18,250.00	1.580	230
912833LC2	229649	2000	S 0 02-15-21	02/24/2017	48,386.52	.000	02/15/2021	52,000.00	1.820	230
912833LC2	230015	2000	S 0 02-15-21	03/24/2017	371,992.00	.000	02/15/2021	400,000.00	1.871	230
912833LC2	230129	2000	S 0 02-15-21	03/30/2017	233,080.00	.000	02/15/2021	250,000.00	1.814	230
912833LC2	230233	2000	S 0 02-15-21	04/06/2017	46,728.50	.000	02/15/2021	50,000.00	1.760	230
912833LC2	230351	2000	S 0 02-15-21	04/17/2017	37,473.60	.000	02/15/2021	40,000.00	1.710	230
912833LC2	230986	2000	S 0 02-15-21	04/28/2017	234,420.00	.000	02/15/2021	250,000.00	1.700	230
912833LC2	235195	2000	S 0 02-15-21	02/15/2018	37,403.20	.000	02/15/2021	40,000.00	2.250	230
912833LC2	235364	2000	S 0 02-15-21	03/01/2018	37,348.00	.000	02/15/2021	40,000.00	2.330	230
912833LC2	235390	2000	S 0 02-15-21	03/01/2018	37,331.20	.000	02/15/2021	40,000.00	2.345	230
912833LC2	235449	2000	S 0 02-15-21	03/05/2018	186,406.00	.000	02/15/2021	200,000.00	2.400	230
912833LC2	235522	2000	S 0 02-15-21	03/08/2018	37,359.60	.000	02/15/2021	40,000.00	2.335	230
912833LC2	236304	2000	S 0 02-15-21	04/26/2018	37,223.20	.000	02/15/2021	40,000.00	2.580	230
912833LC2	244731	2000	S 0 02-15-21	03/19/2020	39,863.20	.000	02/15/2021	40,000.00	.377	230



Run Date: 7/2/2020 6:33:45 AM

Investments Outstanding As Of Date: 6/30/2020

INVENTORY BY MATURITY REPORT

CUSIP	Investment #	Fund	Issuer	Purchase Date	Current Book	Current Rate	Maturity Date	Current Par	YTM	Days to Maturity
912833LC2	244834	2000	S O 02-15-21	04/02/2020	24,982.50	.000	02/15/2021	25,000.00	.080	230
3130A7CV5	225798	1010	FHLB DEBENTURE	03/18/2016	9,945,200.00	1.375	02/18/2021	10,000,000.00	1.491	233
3130A7CV5	226542	1010	FHLB DEBENTURE 1.375 2-18-	04/25/2016	9,973,500.00	1.375	02/18/2021	10,000,000.00	1.432	233
LD1900488	239899	3050	JA MCMAHON INC	02/22/2019	400,000.00	2.250	02/22/2021	400,000.00	2.250	237
LD1900496	239900	3050	SADLER CORPORATION	02/22/2019	60,112.97	2.250	02/22/2021	60,112.97	2.250	237
EC1901031	239914	3030	THOMAS AND JENNIFER WHIT	02/25/2019	84,238.80	2.250	02/25/2021	84,238.80	2.250	240
EC1901049	239915	3030	JEREMY FRANCIS	02/25/2019	333,060.00	2.250	02/25/2021	333,060.00	2.250	240
EC1901056	239916	3030	DARIN WEST	02/25/2019	185,000.00	2.250	02/25/2021	185,000.00	2.250	240
EC1901064	239917	3030	JAMES AND TAMMY LUNSFOR	02/25/2019	125,000.00	2.250	02/25/2021	125,000.00	2.250	240
EC1901072	239918	3030	RODNEY NORMAN	02/25/2019	209,790.00	2.250	02/25/2021	209,790.00	2.250	240
EC1901080	239919	3030	TIMOTHY MCGRATH	02/25/2019	167,862.00	2.250	02/25/2021	167,862.00	2.250	240
EC1901148	239955	3030	GEORGE MIHALACHIOAIE	02/27/2019	350,000.00	2.250	02/26/2021	350,000.00	2.250	241
EC1901130	239956	3030	CHRISTOPHER J AND ANGELA	02/27/2019	60,000.00	2.250	02/26/2021	60,000.00	2.250	241
EC1901122	239957	3030	DARRYL MCGINTY	02/27/2019	30,972.00	2.250	02/26/2021	30,972.00	2.250	241
EC1901114	239958	3030	ROBERT MILLER	02/27/2019	350,000.00	2.250	02/26/2021	350,000.00	2.250	241
EC1901106	239959	3030	HOWARD HEVEKER	02/27/2019	44,285.00	2.250	02/26/2021	44,285.00	2.250	241
EC1901098	239960	3030	BRADLEY ROMER	02/27/2019	182,500.85	2.250	02/26/2021	182,500.85	2.250	241
912828P87	226912	1020	US TREASURY NOTE 1.125 2-2	05/25/2016	14,813,671.88	1.125	02/28/2021	15,000,000.00	1.395	243
30231GAV4	225840	1030	EXXON MOBIL CORPORATION	03/28/2016	5,066,000.00	2.222	03/01/2021	5,000,000.00	1.940	244
478160BS2	226025	1030	JOHNSON & JOHNSO 1.650 3-	04/18/2016	1,502,329.44	1.650	03/01/2021	1,488,000.00	1.444	244
30231GAV4	229912	1030	XOM 2.222 03-01-21	03/15/2017	4,975,000.00	2.222	03/01/2021	5,000,000.00	2.355	244
LD1900504	239980	3050	HOOVER NURSERY LANDSCAP	03/01/2019	24,849.26	2.250	03/01/2021	24,849.26	2.250	244
EC1901155	239998	3030	JUSTIN FRANZEN	03/04/2019	348,575.78	2.250	03/04/2021	348,575.78	2.250	247
EC1901163	240024	3030	IAN WELLS	03/06/2019	175,007.00	2.250	03/05/2021	175,007.00	2.250	248
313382K69	226556	1010	FHLB DEBENTURE 1.750 3-12-	04/27/2016	7,089,180.00	1.750	03/12/2021	7,000,000.00	1.478	255
RE1900050	240070	3040	NF COIN LAUNDRY LLC	03/14/2019	42,053.94	2.250	03/12/2021	42,053.94	2.250	255
3134A4BT0	178680	2000	FHLMC STRIP	10/31/2006	1,565,318.96	.000	03/15/2021	3,286,000.00	5.227	258
14913Q2G3	241288	1030	CAT 2.9 03-15-21 MTN	05/09/2019	5,025,200.00	2.900	03/15/2021	5,000,000.00	2.618	258
EC1901171	240106	3030	TIMOTHY FLEMING	03/20/2019	210,000.00	2.250	03/19/2021	210,000.00	2.250	262
31364DNW2	128968	2000	FNMA STRIP	02/07/2000	918,760.00	.000	03/23/2021	4,000,000.00	7.087	266
LD1900512	240185	3050	LASER IMAGING & DESIGN IN	03/28/2019	220,000.00	2.250	03/26/2021	220,000.00	2.250	269
LD1900520	240193	3050	OAKLEY BLACKTOP INC	03/29/2019	100,000.00	2.250	03/29/2021	100,000.00	2.250	272
912828Q37	225905	1020	US TREASURY NOTE	04/01/2016	14,995,312.50	1.250	03/31/2021	15,000,000.00	1.256	274



Run Date: 7/2/2020 6:33:45 AM

Investments Outstanding As Of Date: 6/30/2020

INVENTORY BY MATURITY REPORT

CUSIP	Investment #	Fund	Issuer	Purchase Date	Current Book	Current Rate	Maturity Date	Current Par	YTM	Days to Maturity
912828Q37	226846	1020	US TREASURY NOTE 1.250 3-3	05/19/2016	9,960,937.50	1.250	03/31/2021	10,000,000.00	1.333	274
912828Q37	228301	1020	US TREASURY NOTE 1.250 3-3	10/13/2016	14,961,914.06	1.250	03/31/2021	15,000,000.00	1.309	274
46513CSU1	225998	1010	ISRAEL BOND	04/15/2016	7,500,000.00	2.690	04/01/2021	7,500,000.00	2.690	275
46513CTU0	225999	1010	ISRAEL FLOATER	04/15/2016	7,500,000.00	3.038	04/01/2021	7,500,000.00	3.038	275
LD1900553	240203	3050	NATIONAL GRANITE LUXURIE	04/01/2019	300,800.04	2.250	04/01/2021	300,800.04	2.250	275
677522U36	244118	1010	OPFC Veterans Compensation	02/05/2020	4,520,000.00	1.644	04/01/2021	4,520,000.00	1.644	275
LD1900538	240218	3050	FLOHR MACHINE COMPANY	04/02/2019	225,117.21	2.250	04/02/2021	225,117.21	2.250	276
LD1900546	240219	3050	THE MARQUARD COMPANY IN	04/02/2019	284,585.00	2.250	04/02/2021	284,585.00	2.250	276
EC1901189	240273	3030	SARAH CROWLEY	04/05/2019	41,206.00	2.250	04/05/2021	41,206.00	2.250	279
EC1901197	240274	3030	CATHY TRUE	04/05/2019	75,000.00	2.250	04/05/2021	75,000.00	2.250	279
EC1901205	240275	3030	RYAN AVERY	04/05/2019	125,000.00	2.250	04/05/2021	125,000.00	2.250	279
EC1901213	240276	3030	MICHELLE DUFORT	04/05/2019	32,935.00	2.250	04/05/2021	32,935.00	2.250	279
EC1901221	240277	3030	JAMES HELMS	04/05/2019	15,000.00	2.250	04/05/2021	15,000.00	2.250	279
EC1901239	240278	3030	JOHN STEADMAN	04/05/2019	161,376.00	2.250	04/05/2021	161,376.00	2.250	279
EC1901247	240279	3030	DENVER DELO	04/05/2019	128,305.00	2.250	04/05/2021	128,305.00	2.250	279
EC1901254	240280	3030	GARY AND DEBORAH MCCON	04/05/2019	96,495.00	2.250	04/05/2021	96,495.00	2.250	279
EC1901262	240281	3030	ANNA COSTELLO	04/05/2019	57,500.00	2.250	04/05/2021	57,500.00	2.250	279
EC1901270	240282	3030	LACEY AIKMAN	04/05/2019	75,000.00	2.250	04/05/2021	75,000.00	2.250	279
EC1901288	240283	3030	MELINDA AND ANDREW RUTH	04/05/2019	90,000.00	2.250	04/05/2021	90,000.00	2.250	279
EC1901296	240284	3030	CHRISTOPHER SPAYD	04/05/2019	175,007.00	2.250	04/05/2021	175,007.00	2.250	279
EC1901304	240285	3030	PETER GATLIN	04/05/2019	289,320.00	2.250	04/05/2021	289,320.00	2.250	279
EC1901312	240286	3030	MICHELLE RUSSELL	04/05/2019	50,000.00	2.250	04/05/2021	50,000.00	2.250	279
EC1901320	240287	3030	RICHARD CLUM	04/05/2019	350,000.00	2.250	04/05/2021	350,000.00	2.250	279
AG2000663	245021	3010	INNOVATIVE AG MANAGEMEN	04/20/2020	150,000.00	.000	04/14/2021	150,000.00	.000	288
AG2001224	245022	3010	BRYAN KUHLMAN	04/20/2020	150,000.00	.000	04/14/2021	150,000.00	.000	288
AG2000671	245023	3010	JOHN HASCH JR.	04/20/2020	25,000.00	.000	04/14/2021	25,000.00	.000	288
AG2000820	245024	3010	CHARLES SMITH	04/20/2020	150,000.00	.000	04/14/2021	150,000.00	.000	288
AG2000689	245025	3010	PHILIP WAGNER	04/20/2020	100,000.00	.000	04/14/2021	100,000.00	.000	288
AG2000697	245026	3010	TED LYMANSTALL	04/20/2020	70,000.00	.000	04/14/2021	70,000.00	.000	288
AG2001091	245027	3010	RAY S. GOYINGS	04/20/2020	80,000.00	.000	04/14/2021	80,000.00	.000	288
AG2001232	245028	3010	TROYER FAMILY FARMS	04/20/2020	150,000.00	.000	04/14/2021	150,000.00	.000	288
AG2001240	245029	3010	LYNN FITZWATER	04/20/2020	60,000.00	.000	04/14/2021	60,000.00	.000	288
AG2000705	245030	3010	RICHARD YODER	04/20/2020	150,000.00	.000	04/14/2021	150,000.00	.000	288



Run Date: 7/2/2020 6:33:45 AM

Investments Outstanding As Of Date: 6/30/2020

INVENTORY BY MATURITY REPORT

CUSIP	Investment #	Fund	Issuer	Purchase Date	Current Book	Current Rate	Maturity Date	Current Par	YTM	Days to Maturity
AG2001109	245031	3010	ROBERT SCHICK	04/20/2020	150,000.00	.000	04/14/2021	150,000.00	.000	288
AG2001257	245032	3010	STEVEN TROYER	04/20/2020	35,000.00	.000	04/14/2021	35,000.00	.000	288
AG2000713	245033	3010	R. MARK LYMANSTALL	04/20/2020	125,000.00	.000	04/14/2021	125,000.00	.000	288
AG2000721	245034	3010	CHRISTOPHER MAXWELL	04/20/2020	60,000.00	.000	04/14/2021	60,000.00	.000	288
AG2000739	245035	3010	PHILIP YODER	04/20/2020	150,000.00	.000	04/14/2021	150,000.00	.000	288
AG2000747	245036	3010	JEFFREY PETER	04/20/2020	150,000.00	.000	04/14/2021	150,000.00	.000	288
AG2000754	245037	3010	CHARLES BADEN	04/20/2020	125,000.00	.000	04/14/2021	125,000.00	.000	288
AG2001117	245038	3010	TODD FARMS & EXCAVATING	04/20/2020	150,000.00	.000	04/14/2021	150,000.00	.000	288
AG2001083	245039	3010	DAVID NOGGLE	04/20/2020	70,000.00	.000	04/14/2021	70,000.00	.000	288
AG2000440	245040	3010	DORVIN BEAR	04/20/2020	150,000.00	.000	04/14/2021	150,000.00	.000	288
AG2001075	245041	3010	ROBERT SMALLEY	04/20/2020	150,000.00	.000	04/14/2021	150,000.00	.000	288
AG2001323	245042	3010	JAMES KAVERMAN	04/20/2020	120,000.00	.000	04/14/2021	120,000.00	.000	288
AG2001125	245043	3010	JEFFREY GUDAKUNST	04/20/2020	50,000.00	.000	04/14/2021	50,000.00	.000	288
AG2000762	245044	3010	A&C EQUIPMENTLLC	04/20/2020	150,000.00	.000	04/14/2021	150,000.00	.000	288
AG2001133	245045	3010	L. PAUL ADAM REVOCABLE LI	04/20/2020	150,000.00	.000	04/14/2021	150,000.00	.000	288
AG2001265	245046	3010	HOMIER FARMS INC.	04/20/2020	150,000.00	.000	04/14/2021	150,000.00	.000	288
AG2001141	245047	3010	GREGORY TROYER	04/20/2020	150,000.00	.000	04/14/2021	150,000.00	.000	288
AG2000770	245048	3010	MARK WILKERSON	04/20/2020	75,000.00	.000	04/14/2021	75,000.00	.000	288
AG2001026	245049	3010	ROGER GERSCHUTZ	04/20/2020	100,000.00	.000	04/14/2021	100,000.00	.000	288
AG2000788	245050	3010	PAHL FARMS LLC	04/20/2020	150,000.00	.000	04/14/2021	150,000.00	.000	288
AG2000796	245051	3010	RANDAL ROSEBROCK	04/20/2020	150,000.00	.000	04/14/2021	150,000.00	.000	288
AG2001349	245052	3010	SAND RIDGE FARM LLC	04/20/2020	100,000.00	.000	04/14/2021	100,000.00	.000	288
AG2001158	245053	3010	ROBERT NONEMAN	04/20/2020	150,000.00	.000	04/14/2021	150,000.00	.000	288
AG2001166	245054	3010	BRYANT TROYER	04/20/2020	35,000.00	.000	04/14/2021	35,000.00	.000	288
AG2000804	245055	3010	MARK ANKNEY	04/20/2020	22,000.00	.000	04/14/2021	22,000.00	.000	288
AG2001174	245056	3010	WILLOW TREE FARMS LLC	04/20/2020	150,000.00	.000	04/14/2021	150,000.00	.000	288
AG2001216	245057	3010	JAMES BLUCK - BOTTOM LINE	04/20/2020	150,000.00	.000	04/14/2021	150,000.00	.000	288
AG2001059	245058	3010	LAWRENCE HOSTETLER	04/20/2020	150,000.00	.000	04/14/2021	150,000.00	.000	288
AG2000457	245059	3010	C&S BIXEL FARMS	04/20/2020	150,000.00	.000	04/14/2021	150,000.00	.000	288
AG2000465	245060	3010	BRENT BLYTHE	04/20/2020	150,000.00	.000	04/14/2021	150,000.00	.000	288
AG2000838	245061	3010	SSB FARMS LLC	04/20/2020	90,000.00	.000	04/14/2021	90,000.00	.000	288
AG2000846	245062	3010	D WARREN	04/20/2020	95,000.00	.000	04/14/2021	95,000.00	.000	288
AG2001273	245063	3010	ANDREW KNIPPEN	04/20/2020	18,000.00	.000	04/14/2021	18,000.00	.000	288



Run Date: 7/2/2020 6:33:45 AM

Investments Outstanding As Of Date: 6/30/2020

INVENTORY BY MATURITY REPORT

CUSIP	Investment #	Fund	Issuer	Purchase Date	Current Book	Current Rate	Maturity Date	Current Par	YTM	Days to Maturity
AG2000473	245064	3010	STECHSCHULTE FARMS LLC	04/20/2020	150,000.00	.000	04/14/2021	150,000.00	.000	288
AG2000481	245065	3010	BALLINGER FARMS	04/20/2020	150,000.00	.000	04/14/2021	150,000.00	.000	288
AG2000499	245066	3010	KAHLE BROS FARMS	04/20/2020	150,000.00	.000	04/14/2021	150,000.00	.000	288
AG2000507	245067	3010	KAHLE CATTLE	04/20/2020	150,000.00	.000	04/14/2021	150,000.00	.000	288
AG2000515	245068	3010	K FISHER	04/20/2020	150,000.00	.000	04/14/2021	150,000.00	.000	288
AG2000853	245069	3010	CRAIG VON STEIN	04/20/2020	12,400.00	.000	04/14/2021	12,400.00	.000	288
AG2000523	245070	3010	K&B CATTLE LLC	04/20/2020	150,000.00	.000	04/14/2021	150,000.00	.000	288
AG2000929	245071	3010	DOUGLAS KLINGLER	04/20/2020	60,000.00	.000	04/14/2021	60,000.00	.000	288
AG2000937	245072	3010	CHRISTOPHER JAMES	04/20/2020	15,000.00	.000	04/14/2021	15,000.00	.000	288
AG2000861	245073	3010	MIDNIGHT FARM CENTER INC.	04/20/2020	150,000.00	.000	04/14/2021	150,000.00	.000	288
AG2000945	245074	3010	RICK DUNSON	04/20/2020	15,000.00	.000	04/14/2021	15,000.00	.000	288
AG2000952	245075	3010	DELONG FARMS	04/20/2020	150,000.00	.000	04/14/2021	150,000.00	.000	288
AG2001356	245076	3010	DON LIMES FARMS	04/20/2020	150,000.00	.000	04/14/2021	150,000.00	.000	288
AG2000960	245077	3010	LARRY LUDWIG	04/20/2020	150,000.00	.000	04/14/2021	150,000.00	.000	288
AG2000648	245078	3010	MAS HEATH FARMS LLC	04/20/2020	150,000.00	.000	04/14/2021	150,000.00	.000	288
AG2000978	245079	3010	JAMES FARMS	04/20/2020	150,000.00	.000	04/14/2021	150,000.00	.000	288
AG2000986	245080	3010	TODD WYSS	04/20/2020	150,000.00	.000	04/14/2021	150,000.00	.000	288
AG2000655	245081	3010	C. DAVID AND JANA D. CAUDI	04/20/2020	150,000.00	.000	04/14/2021	150,000.00	.000	288
AG2000994	245082	3010	JEFFREY L. TURNER	04/20/2020	150,000.00	.000	04/14/2021	150,000.00	.000	288
AG2001000	245083	3010	AARON NICHOLS	04/20/2020	15,000.00	.000	04/14/2021	15,000.00	.000	288
AG2000879	245084	3010	BRIAN WELLY	04/20/2020	150,000.00	.000	04/14/2021	150,000.00	.000	288
AG2001034	245085	3010	NICHOLAS CRONKLETON	04/20/2020	150,000.00	.000	04/14/2021	150,000.00	.000	288
AG2000887	245086	3010	TOMMY BEST	04/20/2020	150,000.00	.000	04/14/2021	150,000.00	.000	288
AG2001315	245087	3010	SCOTT HEATH	04/20/2020	65,000.00	.000	04/14/2021	65,000.00	.000	288
AG2001018	245088	3010	WILLIAM JAMES III	04/20/2020	150,000.00	.000	04/14/2021	150,000.00	.000	288
AG2001042	245089	3010	EDWARD GOLLIDAY	04/20/2020	150,000.00	.000	04/14/2021	150,000.00	.000	288
AG2000630	245090	3010	RONALD SCHWARTZ	04/20/2020	45,000.00	.000	04/14/2021	45,000.00	.000	288
AG2001281	245091	3010	TIMOTHY FIRESTONE	04/20/2020	35,000.00	.000	04/14/2021	35,000.00	.000	288
AG2000531	245092	3010	HUTCHINSON BROTHERS	04/20/2020	25,000.00	.000	04/14/2021	25,000.00	.000	288
AG2000549	245093	3010	JEFFERY KLINGLER	04/20/2020	95,000.00	.000	04/14/2021	95,000.00	.000	288
AG2000556	245094	3010	TODD MASON	04/20/2020	90,000.00	.000	04/14/2021	90,000.00	.000	288
AG2001067	245095	3010	MADISON COUNTY INVESTOR	04/20/2020	150,000.00	.000	04/14/2021	150,000.00	.000	288
AG2001299	245096	3010	CR NIESE FARMS	04/20/2020	75,000.00	.000	04/14/2021	75,000.00	.000	288



Run Date: 7/2/2020 6:33:45 AM

Investments Outstanding As Of Date: 6/30/2020

INVENTORY BY MATURITY REPORT

CUSIP	Investment #	Fund	Issuer	Purchase Date	Current Book	Current Rate	Maturity Date	Current Par	YTM	Days to Maturity
AG2001307	245097	3010	DAVID WEHRI	04/20/2020	40,000.00	.000	04/14/2021	40,000.00	.000	288
AG2000564	245098	3010	JEFFERY HAYS	04/20/2020	85,000.00	.000	04/14/2021	85,000.00	.000	288
AG2000812	245099	3010	ALLAN LUCAS	04/20/2020	55,000.00	.000	04/14/2021	55,000.00	.000	288
AG2001331	245100	3010	NICKY WILLIAMS	04/20/2020	150,000.00	.000	04/14/2021	150,000.00	.000	288
AG2001182	245101	3010	MARVIN THOMPSON	04/20/2020	100,000.00	.000	04/14/2021	100,000.00	.000	288
AG2001190	245102	3010	BRADY FAMILY PARTNERSHIP	04/20/2020	150,000.00	.000	04/14/2021	150,000.00	.000	288
AG2001208	245103	3010	WENNINGER FARMSLLC	04/20/2020	150,000.00	.000	04/14/2021	150,000.00	.000	288
AG2000572	245104	3010	RANDY POHLMAN	04/20/2020	150,000.00	.000	04/14/2021	150,000.00	.000	288
AG2000580	245105	3010	DAVID YOUNGPETER	04/20/2020	150,000.00	.000	04/14/2021	150,000.00	.000	288
AG2000895	245106	3010	L.W. DUKES SONS #2 LLC	04/20/2020	50,000.00	.000	04/14/2021	50,000.00	.000	288
AG2000903	245107	3010	ERICK REESE	04/20/2020	125,000.00	.000	04/14/2021	125,000.00	.000	288
AG2000911	245108	3010	JOHN RETTIG	04/20/2020	100,000.00	.000	04/14/2021	100,000.00	.000	288
AG2000598	245109	3010	DEAN & JIM SCHROEDER	04/20/2020	85,000.00	.000	04/14/2021	85,000.00	.000	288
AG2000606	245110	3010	D&K BURKHOLDER FARMS	04/20/2020	100,000.00	.000	04/14/2021	100,000.00	.000	288
AG2000614	245111	3010	R MONTGOMERY	04/20/2020	150,000.00	.000	04/14/2021	150,000.00	.000	288
AG2000622	245112	3010	WINEGARDNER BROTHERS,LL	04/20/2020	150,000.00	.000	04/14/2021	150,000.00	.000	288
AG2001513	245113	3010	SANDBURR RIDGE FARMLLC	04/20/2020	100,000.00	.000	04/14/2021	100,000.00	.000	288
AG2001521	245114	3010	GREGORY NOFZIGER	04/20/2020	150,000.00	.000	04/14/2021	150,000.00	.000	288
AG2001661	245115	3010	ANDREWS FARMS INC.	04/20/2020	100,000.00	.000	04/14/2021	100,000.00	.000	288
AG2001711	245116	3010	NEWCOMER FARMS INC.	04/20/2020	150,000.00	.000	04/14/2021	150,000.00	.000	288
AG2001729	245117	3010	KENNETH DURHAM	04/20/2020	95,000.00	.000	04/14/2021	95,000.00	.000	288
AG2001364	245118	3010	TED POHLMANN	04/20/2020	150,000.00	.000	04/14/2021	150,000.00	.000	288
AG2001703	245119	3010	HAACK FARMS INC	04/20/2020	150,000.00	.000	04/14/2021	150,000.00	.000	288
AG2001539	245120	3010	LESLIE SCHAFFNER	04/20/2020	70,000.00	.000	04/14/2021	70,000.00	.000	288
AG2001372	245121	3010	GARY HAMMON	04/20/2020	125,000.00	.000	04/14/2021	125,000.00	.000	288
AG2001380	245122	3010	JOHN RETHMEL	04/20/2020	150,000.00	.000	04/14/2021	150,000.00	.000	288
AG2001505	245123	3010	GREGORY OTTO	04/20/2020	150,000.00	.000	04/14/2021	150,000.00	.000	288
AG2001737	245124	3010	DOUGLAS EISEL	04/20/2020	150,000.00	.000	04/14/2021	150,000.00	.000	288
AG2001547	245125	3010	KENT LESTER	04/20/2020	100,000.00	.000	04/14/2021	100,000.00	.000	288
AG2001646	245126	3010	JAMES LEATHERMAN	04/20/2020	150,000.00	.000	04/14/2021	150,000.00	.000	288
AG2001638	245127	3010	WILLIAM BAUMAN	04/20/2020	150,000.00	.000	04/14/2021	150,000.00	.000	288
AG2001745	245128	3010	RAY LEPPELMEIER	04/20/2020	150,000.00	.000	04/14/2021	150,000.00	.000	288
AG2001760	245129	3010	MICHAEL CARPENTER	04/20/2020	150,000.00	.000	04/14/2021	150,000.00	.000	288



Run Date: 7/2/2020 6:33:45 AM

Investments Outstanding As Of Date: 6/30/2020

INVENTORY BY MATURITY REPORT

CUSIP	Investment #	Fund	Issuer	Purchase Date	Current Book	Current Rate	Maturity Date	Current Par	YTM	Days to Maturity
AG2001398	245130	3010	RICHARD BURK	04/20/2020	150,000.00	.000	04/14/2021	150,000.00	.000	288
AG2001406	245131	3010	JANE LIGHTHILL	04/20/2020	150,000.00	.000	04/14/2021	150,000.00	.000	288
AG2001414	245132	3010	RICKY HALL	04/20/2020	100,000.00	.000	04/14/2021	100,000.00	.000	288
AG2001554	245133	3010	STUCKEY BROTHERS CONTRA	04/20/2020	150,000.00	.000	04/14/2021	150,000.00	.000	288
AG2001562	245134	3010	MDMT FARMS LLC	04/20/2020	100,000.00	.000	04/14/2021	100,000.00	.000	288
AG2001570	245135	3010	KEVIN STONG	04/20/2020	130,000.00	.000	04/14/2021	130,000.00	.000	288
AG2001653	245136	3010	MASON FAMILY FARMSLLC	04/20/2020	150,000.00	.000	04/14/2021	150,000.00	.000	288
AG2001588	245137	3010	HOLLAND FARMS LLC	04/20/2020	150,000.00	.000	04/14/2021	150,000.00	.000	288
AG2001422	245138	3010	BRADY WOOLACE	04/20/2020	150,000.00	.000	04/14/2021	150,000.00	.000	288
AG2001679	245139	3010	BRUCE SHOLL	04/20/2020	150,000.00	.000	04/14/2021	150,000.00	.000	288
AG2001596	245140	3010	RANDALL STUCKEY	04/20/2020	50,000.00	.000	04/14/2021	50,000.00	.000	288
AG2001604	245141	3010	LESLIE SMITH	04/20/2020	25,000.00	.000	04/14/2021	25,000.00	.000	288
AG2001612	245142	3010	MITCHEL SCHAFFNER	04/20/2020	125,000.00	.000	04/14/2021	125,000.00	.000	288
AG2001430	245143	3010	L CAPE ENTERPRISES LLC	04/20/2020	150,000.00	.000	04/14/2021	150,000.00	.000	288
AG2001620	245144	3010	LUCAS NOFZIGER	04/20/2020	150,000.00	.000	04/14/2021	150,000.00	.000	288
AG2001778	245145	3010	JD ECKEL FAMILY FARMSLLC	04/20/2020	150,000.00	.000	04/14/2021	150,000.00	.000	288
AG2001687	245146	3010	AREND BROTHERS INC.	04/20/2020	150,000.00	.000	04/14/2021	150,000.00	.000	288
AG2001448	245147	3010	ZEEDYK FARMSLLC	04/20/2020	150,000.00	.000	04/14/2021	150,000.00	.000	288
AG2001455	245148	3010	BR FARMSLLC	04/20/2020	150,000.00	.000	04/14/2021	150,000.00	.000	288
AG2001463	245149	3010	LEO SHININGER	04/20/2020	150,000.00	.000	04/14/2021	150,000.00	.000	288
AG2001471	245150	3010	SPATIAL AG. SYSTEMSLLC	04/20/2020	150,000.00	.000	04/14/2021	150,000.00	.000	288
AG2001752	245151	3010	AC SCHROEDERLLC	04/20/2020	150,000.00	.000	04/14/2021	150,000.00	.000	288
AG2001489	245152	3010	THOMAS WIEMKEN	04/20/2020	100,000.00	.000	04/14/2021	100,000.00	.000	288
AG2001497	245153	3010	BOK BROTHERS FARMSLLC	04/20/2020	80,000.00	.000	04/14/2021	80,000.00	.000	288
AG2004814	245155	3010	JERREMY SIEFKER	04/20/2020	90,000.00	.000	04/14/2021	90,000.00	.000	288
AG2004822	245156	3010	TODD HUNT	04/20/2020	60,000.00	.000	04/14/2021	60,000.00	.000	288
AG2004582	245157	3010	SANDRA KLAUS	04/20/2020	150,000.00	.000	04/14/2021	150,000.00	.000	288
AG2004780	245158	3010	KENNETH UNVERFERTH	04/20/2020	150,000.00	.000	04/14/2021	150,000.00	.000	288
AG2004806	245159	3010	JEFFREY BEAVERSON	04/20/2020	100,000.00	.000	04/14/2021	100,000.00	.000	288
AG2004764	245160	3010	JANET KUHLMAN	04/20/2020	115,000.00	.000	04/14/2021	115,000.00	.000	288
AG2004673	245161	3010	JOHN KURIVIAL	04/20/2020	150,000.00	.000	04/14/2021	150,000.00	.000	288
AG2004681	245162	3010	LINCOLN NAFZIGER	04/20/2020	150,000.00	.000	04/14/2021	150,000.00	.000	288
AG2004863	245163	3010	ANDERSON FARMS A GENERA	04/20/2020	150,000.00	.000	04/14/2021	150,000.00	.000	288



Run Date: 7/2/2020 6:33:45 AM

Investments Outstanding As Of Date: 6/30/2020

INVENTORY BY MATURITY REPORT

CUSIP	Investment #	Fund	Issuer	Purchase Date	Current Book	Current Rate	Maturity Date	Current Par	YTM	Days to Maturity
AG2005043	245164	3010	TERRY WRIGHT FARMS LLC	04/20/2020	150,000.00	.000	04/14/2021	150,000.00	.000	288
AG2004871	245165	3010	JOHN COOK II	04/20/2020	100,000.00	.000	04/14/2021	100,000.00	.000	288
AG2004889	245166	3010	JOHN PERSINGER	04/20/2020	150,000.00	.000	04/14/2021	150,000.00	.000	288
AG2004897	245167	3010	H. RICHARD WOLFE	04/20/2020	100,000.00	.000	04/14/2021	100,000.00	.000	288
AG2004905	245168	3010	LAWRENCE HAGLER	04/20/2020	150,000.00	.000	04/14/2021	150,000.00	.000	288
AG2004913	245169	3010	JAMES HAGLER	04/20/2020	150,000.00	.000	04/14/2021	150,000.00	.000	288
AG2005050	245170	3010	ZURMEHL FARM	04/20/2020	150,000.00	.000	04/14/2021	150,000.00	.000	288
AG2005068	245171	3010	GRANT RATLIFF	04/20/2020	50,000.00	.000	04/14/2021	50,000.00	.000	288
AG2005076	245172	3010	RIDDLE BROTHERS	04/20/2020	50,000.00	.000	04/14/2021	50,000.00	.000	288
AG2004921	245173	3010	BONHAM FARMS LLC	04/20/2020	150,000.00	.000	04/14/2021	150,000.00	.000	288
AG2004939	245174	3010	JEFFREY THOMPSON	04/20/2020	150,000.00	.000	04/14/2021	150,000.00	.000	288
AG2005084	245175	3010	JOHN KINZER JR.	04/20/2020	150,000.00	.000	04/14/2021	150,000.00	.000	288
AG2004947	245176	3010	PENDLETON FARMS	04/20/2020	150,000.00	.000	04/14/2021	150,000.00	.000	288
AG2004954	245177	3010	LAMAR RATLIFF FARMS LLC	04/20/2020	150,000.00	.000	04/14/2021	150,000.00	.000	288
AG2004962	245178	3010	MICHAEL LANMAN	04/20/2020	150,000.00	.000	04/14/2021	150,000.00	.000	288
AG2005092	245179	3010	RATLIFF FARMS	04/20/2020	150,000.00	.000	04/14/2021	150,000.00	.000	288
AG2005027	245180	3010	THOMPSON CREEK FARMS LLC	04/20/2020	150,000.00	.000	04/14/2021	150,000.00	.000	288
AG2004970	245181	3010	NEAL NOBLE	04/20/2020	150,000.00	.000	04/14/2021	150,000.00	.000	288
AG2004988	245182	3010	KELLER AG LLC	04/20/2020	150,000.00	.000	04/14/2021	150,000.00	.000	288
AG2004723	245183	3010	BRIAN CALL	04/20/2020	150,000.00	.000	04/14/2021	150,000.00	.000	288
AG2004996	245184	3010	JONATHAN DAVID KING	04/20/2020	50,000.00	.000	04/14/2021	50,000.00	.000	288
AG2004848	245185	3010	JASON TIMMONS	04/20/2020	100,000.00	.000	04/14/2021	100,000.00	.000	288
AG2004665	245186	3010	RICKY HAAG	04/20/2020	100,000.00	.000	04/14/2021	100,000.00	.000	288
AG2004830	245187	3010	JANET GENTIS	04/20/2020	100,000.00	.000	04/14/2021	100,000.00	.000	288
AG2005100	245188	3010	LEE FARMS	04/20/2020	100,000.00	.000	04/14/2021	100,000.00	.000	288
AG2004798	245189	3010	JOSHUA R YODER	04/20/2020	150,000.00	.000	04/14/2021	150,000.00	.000	288
AG2005035	245190	3010	LILL FARMS INC.	04/20/2020	150,000.00	.000	04/14/2021	150,000.00	.000	288
AG2005001	245191	3010	PHELPS FARM LLC	04/20/2020	150,000.00	.000	04/14/2021	150,000.00	.000	288
AG2004715	245192	3010	DARRELL RAMSEY	04/20/2020	100,000.00	.000	04/14/2021	100,000.00	.000	288
AG2005118	245193	3010	MARY LU SWARTZ	04/20/2020	75,000.00	.000	04/14/2021	75,000.00	.000	288
AG2004590	245194	3010	DALE MAXSON	04/20/2020	100,000.00	.000	04/14/2021	100,000.00	.000	288
AG2004855	245195	3010	JAMES AND LARRY TIMMONS	04/20/2020	150,000.00	.000	04/14/2021	150,000.00	.000	288
AG2005126	245196	3010	LOUIS MEYER	04/20/2020	150,000.00	.000	04/14/2021	150,000.00	.000	288



Run Date: 7/2/2020 6:33:45 AM

Investments Outstanding As Of Date: 6/30/2020

INVENTORY BY MATURITY REPORT

CUSIP	Investment #	Fund	Issuer	Purchase Date	Current Book	Current Rate	Maturity Date	Current Par	YTM	Days to Maturity
AG2004731	245197	3010	CHRIS VALLERY	04/20/2020	150,000.00	.000	04/14/2021	150,000.00	.000	288
AG2004608	245198	3010	WINDY KNOLL FARM	04/20/2020	50,000.00	.000	04/14/2021	50,000.00	.000	288
AG2005019	245199	3010	WISHWELL FARMS	04/20/2020	150,000.00	.000	04/14/2021	150,000.00	.000	288
AG2004707	245200	3010	HAWKINS GRAIN FARMS INC	04/20/2020	150,000.00	.000	04/14/2021	150,000.00	.000	288
AG2004657	245201	3010	KENNETH OSBORN	04/20/2020	150,000.00	.000	04/14/2021	150,000.00	.000	288
AG2004749	245202	3010	KEITH ROBERTS	04/20/2020	150,000.00	.000	04/14/2021	150,000.00	.000	288
AG2004756	245203	3010	DALE SIEBOLD	04/20/2020	150,000.00	.000	04/14/2021	150,000.00	.000	288
AG2004616	245204	3010	LARRY TIMMONS JR.	04/20/2020	50,000.00	.000	04/14/2021	50,000.00	.000	288
AG2004624	245205	3010	DANIEL MAXSON	04/20/2020	40,000.00	.000	04/14/2021	40,000.00	.000	288
AG2004632	245206	3010	MICHAEL MAXSON	04/20/2020	40,000.00	.000	04/14/2021	40,000.00	.000	288
AG2004772	245207	3010	BRUNGARTH FAMILY FARMS L	04/20/2020	150,000.00	.000	04/14/2021	150,000.00	.000	288
AG2004640	245208	3010	JONATHAN HILDEBRAND	04/20/2020	40,000.00	.000	04/14/2021	40,000.00	.000	288
AG2004699	245209	3010	CURTIS COOLEY	04/20/2020	150,000.00	.000	04/14/2021	150,000.00	.000	288
AG2003410	245210	3010	JOHN FULLER	04/20/2020	4,000.00	.000	04/14/2021	4,000.00	.000	288
AG2003428	245211	3010	JARED LYLE	04/20/2020	35,000.00	.000	04/14/2021	35,000.00	.000	288
AG2002230	245212	3010	STRICKLER FAMILY FARMS LL	04/20/2020	150,000.00	.000	04/14/2021	150,000.00	.000	288
AG2002404	245213	3010	TIMBUK FARMS INC.	04/20/2020	150,000.00	.000	04/14/2021	150,000.00	.000	288
AG2002057	245214	3010	JASON MOYER	04/20/2020	20,250.00	.000	04/14/2021	20,250.00	.000	288
AG2003444	245215	3010	FRED MINSHALL	04/20/2020	30,000.00	.000	04/14/2021	30,000.00	.000	288
AG2002271	245216	3010	EDWARD COUGHENOUR	04/20/2020	150,000.00	.000	04/14/2021	150,000.00	.000	288
AG2003436	245217	3010	CHARLES IMMELL	04/20/2020	60,000.00	.000	04/14/2021	60,000.00	.000	288
AG2002248	245218	3010	TRACY AND TONI KRANER	04/20/2020	150,000.00	.000	04/14/2021	150,000.00	.000	288
AG2002396	245219	3010	BRADFORD MCDANIEL	04/20/2020	150,000.00	.000	04/14/2021	150,000.00	.000	288
AG2002313	245220	3010	HOLLENBACK FARMS	04/20/2020	150,000.00	.000	04/14/2021	150,000.00	.000	288
AG2002255	245221	3010	JOHN HINTZ	04/20/2020	140,250.00	.000	04/14/2021	140,250.00	.000	288
AG2003113	245222	3010	WAYCAR FARMS INC	04/20/2020	75,000.00	.000	04/14/2021	75,000.00	.000	288
AG2003030	245223	3010	WELDON MATTHEW HORN	04/20/2020	25,000.00	.000	04/14/2021	25,000.00	.000	288
AG2001802	245224	3010	BRANDT FAMILY FARMS LLC	04/20/2020	110,250.00	.000	04/14/2021	110,250.00	.000	288
AG2002446	245225	3010	JASON GREEN	04/20/2020	150,000.00	.000	04/14/2021	150,000.00	.000	288
AG2002453	245226	3010	DLG BERKSHIRES LLC	04/20/2020	40,000.00	.000	04/14/2021	40,000.00	.000	288
AG2002461	245227	3010	KEVIN ROBERTS	04/20/2020	10,000.00	.000	04/14/2021	10,000.00	.000	288
AG2002479	245228	3010	D & D PETERS LLC	04/20/2020	150,000.00	.000	04/14/2021	150,000.00	.000	288
AG2002487	245229	3010	BRADY MILLER	04/20/2020	75,000.00	.000	04/14/2021	75,000.00	.000	288



Run Date: 7/2/2020 6:33:45 AM

Investments Outstanding As Of Date: 6/30/2020

INVENTORY BY MATURITY REPORT

CUSIP	Investment #	Fund	Issuer	Purchase Date	Current Book	Current Rate	Maturity Date	Current Par	YTM	Days to Maturity
AG2002495	245230	3010	RYAN MAST	04/20/2020	150,000.00	.000	04/14/2021	150,000.00	.000	288
AG2002503	245231	3010	A & R FARMS OHIO LLC	04/20/2020	150,000.00	.000	04/14/2021	150,000.00	.000	288
AG2002511	245232	3010	RHOADS GARDEN CENTER IN	04/20/2020	150,000.00	.000	04/14/2021	150,000.00	.000	288
AG2003147	245233	3010	JARED LYLE	04/20/2020	20,000.00	.000	04/14/2021	20,000.00	.000	288
AG2002529	245234	3010	PENCE FARM	04/20/2020	150,000.00	.000	04/14/2021	150,000.00	.000	288
AG2002537	245235	3010	GEARHART BROS. FARM	04/20/2020	75,000.00	.000	04/14/2021	75,000.00	.000	288
AG2003469	245236	3010	TYLER RAWLINS	04/20/2020	70,000.00	.000	04/14/2021	70,000.00	.000	288
AG2002545	245237	3010	MARY HADDOX	04/20/2020	30,000.00	.000	04/14/2021	30,000.00	.000	288
AG2003154	245238	3010	TREVOR DOWNS	04/20/2020	100,000.00	.000	04/14/2021	100,000.00	.000	288
AG2001810	245239	3010	CALVIN HANES	04/20/2020	25,000.00	.000	04/14/2021	25,000.00	.000	288
AG2002305	245240	3010	ADAM FAMILY CLUB LAMBSLL	04/20/2020	75,000.00	.000	04/14/2021	75,000.00	.000	288
AG2002321	245241	3010	BRADLEY ATHERTON	04/20/2020	130,000.00	.000	04/14/2021	130,000.00	.000	288
AG2002339	245242	3010	GRANVILLE MILLING COMPAN	04/20/2020	150,000.00	.000	04/14/2021	150,000.00	.000	288
AG2002347	245243	3010	WATTS FARMS INC.	04/20/2020	150,000.00	.000	04/14/2021	150,000.00	.000	288
AG2003162	245244	3010	SAMUEL NICHOLSON	04/20/2020	25,000.00	.000	04/14/2021	25,000.00	.000	288
AG2002552	245245	3010	J ADAMS FARMS LLC	04/20/2020	150,000.00	.000	04/14/2021	150,000.00	.000	288
AG2002560	245246	3010	WELLER FAMILY FARMS	04/20/2020	150,000.00	.000	04/14/2021	150,000.00	.000	288
AG2002354	245247	3010	JOSHUA HUPP	04/20/2020	150,000.00	.000	04/14/2021	150,000.00	.000	288
AG2003121	245248	3010	EWING & SON FARMS LLC	04/20/2020	150,000.00	.000	04/14/2021	150,000.00	.000	288
AG2002578	245249	3010	ROESE FARMS	04/20/2020	150,000.00	.000	04/14/2021	150,000.00	.000	288
AG2001828	245250	3010	BERRY FAMILY FARMS	04/20/2020	115,278.00	.000	04/14/2021	115,278.00	.000	288
AG2002586	245251	3010	NEIL DOERSAM	04/20/2020	150,000.00	.000	04/14/2021	150,000.00	.000	288
AG2003170	245252	3010	ROLLS WAY FARMS	04/20/2020	150,000.00	.000	04/14/2021	150,000.00	.000	288
AG2001836	245253	3010	WOLFINGER FARMS INC.	04/20/2020	30,000.00	.000	04/14/2021	30,000.00	.000	288
AG2001844	245254	3010	NICHOLAS BEVERIDGE	04/20/2020	150,000.00	.000	04/14/2021	150,000.00	.000	288
AG2002594	245255	3010	SAMUEL WELCH	04/20/2020	90,000.00	.000	04/14/2021	90,000.00	.000	288
AG2002602	245256	3010	JAY H WIPPEL	04/20/2020	150,000.00	.000	04/14/2021	150,000.00	.000	288
AG2002610	245257	3010	RADCLIFF VENTURES LLC	04/20/2020	150,000.00	.000	04/14/2021	150,000.00	.000	288
AG2002628	245258	3010	KYLE REICHELDERFER	04/20/2020	150,000.00	.000	04/14/2021	150,000.00	.000	288
AG2001851	245259	3010	JOHN FOX	04/20/2020	150,000.00	.000	04/14/2021	150,000.00	.000	288
AG2002636	245260	3010	GAB HAMMAN FARMS	04/20/2020	150,000.00	.000	04/14/2021	150,000.00	.000	288
AG2001869	245261	3010	JAMES JEPSEN	04/20/2020	150,000.00	.000	04/14/2021	150,000.00	.000	288
AG2002644	245262	3010	WALKER FARMS	04/20/2020	150,000.00	.000	04/14/2021	150,000.00	.000	288



Run Date: 7/2/2020 6:33:45 AM

Investments Outstanding As Of Date: 6/30/2020

INVENTORY BY MATURITY REPORT

CUSIP	Investment #	Fund	Issuer	Purchase Date	Current Book	Current Rate	Maturity Date	Current Par	YTM	Days to Maturity
AG2003188	245263	3010	ORR FARMS	04/20/2020	150,000.00	.000	04/14/2021	150,000.00	.000	288
AG2001877	245264	3010	RUSSELL FOSTER	04/20/2020	150,000.00	.000	04/14/2021	150,000.00	.000	288
AG2002651	245265	3010	ALLEN ETT	04/20/2020	150,000.00	.000	04/14/2021	150,000.00	.000	288
AG2002669	245266	3010	STEVE HINES	04/20/2020	150,000.00	.000	04/14/2021	150,000.00	.000	288
AG2002677	245267	3010	HEATHER HOFFMAN	04/20/2020	150,000.00	.000	04/14/2021	150,000.00	.000	288
AG2002362	245268	3010	WILLIAM HOSKINSON	04/20/2020	150,000.00	.000	04/14/2021	150,000.00	.000	288
AG2002685	245269	3010	BRYAN HUPP	04/20/2020	150,000.00	.000	04/14/2021	150,000.00	.000	288
AG2002693	245270	3010	KYLE HUPP	04/20/2020	150,000.00	.000	04/14/2021	150,000.00	.000	288
AG2001885	245271	3010	JAMES COOKSEY	04/20/2020	150,000.00	.000	04/14/2021	150,000.00	.000	288
AG2002701	245272	3010	CRAZY HORSE ENT. INC.	04/20/2020	150,000.00	.000	04/14/2021	150,000.00	.000	288
AG2002719	245273	3010	DAVID DELONG	04/20/2020	150,000.00	.000	04/14/2021	150,000.00	.000	288
AG2003196	245274	3010	ROBERT MINSHALL	04/20/2020	150,000.00	.000	04/14/2021	150,000.00	.000	288
AG2001893	245275	3010	ROWLES FARMS INC.	04/20/2020	150,000.00	.000	04/14/2021	150,000.00	.000	288
AG2001901	245276	3010	CUPP FARMS	04/20/2020	150,000.00	.000	04/14/2021	150,000.00	.000	288
AG2002727	245277	3010	CHRISTOPHER DAVIS	04/20/2020	33,000.00	.000	04/14/2021	33,000.00	.000	288
AG2002735	245278	3010	DRESBACH FARMS INCORPOR	04/20/2020	150,000.00	.000	04/14/2021	150,000.00	.000	288
AG2002743	245279	3010	MICHAEL EDGINGTON	04/20/2020	20,000.00	.000	04/14/2021	20,000.00	.000	288
AG2002750	245280	3010	STEVE A GIFFORD	04/20/2020	150,000.00	.000	04/14/2021	150,000.00	.000	288
AG2003204	245281	3010	CLEARVIEW FARMS INC.	04/20/2020	150,000.00	.000	04/14/2021	150,000.00	.000	288
AG2002263	245282	3010	BRYANT AGRICULTURE ENTER	04/20/2020	150,000.00	.000	04/14/2021	150,000.00	.000	288
AG2002768	245283	3010	KEVIN BEAVERS	04/20/2020	30,000.00	.000	04/14/2021	30,000.00	.000	288
AG2002776	245284	3010	J DOUGLAS GIFFORD	04/20/2020	150,000.00	.000	04/14/2021	150,000.00	.000	288
AG2002784	245285	3010	ORVILLE GIFFORD	04/20/2020	150,000.00	.000	04/14/2021	150,000.00	.000	288
AG2002289	245286	3010	ZACK SMITH	04/20/2020	75,000.00	.000	04/14/2021	75,000.00	.000	288
AG2002792	245287	3010	BROOKS MCCOY	04/20/2020	150,000.00	.000	04/14/2021	150,000.00	.000	288
AG2002800	245288	3010	WILLIAM A RITTINGER	04/20/2020	150,000.00	.000	04/14/2021	150,000.00	.000	288
AG2002818	245289	3010	DELBERT NEFF	04/20/2020	150,000.00	.000	04/14/2021	150,000.00	.000	288
AG2002826	245290	3010	LESTER LEWIS	04/20/2020	150,000.00	.000	04/14/2021	150,000.00	.000	288
AG2002834	245291	3010	KEITH PETERS LLC	04/20/2020	150,000.00	.000	04/14/2021	150,000.00	.000	288
AG2002842	245292	3010	ADAM PETERS	04/20/2020	50,000.00	.000	04/14/2021	50,000.00	.000	288
AG2002370	245293	3010	EDWARD HOSKINSON	04/20/2020	150,000.00	.000	04/14/2021	150,000.00	.000	288
AG2002388	245294	3010	MATTHEW WRIGHT	04/20/2020	60,000.00	.000	04/14/2021	60,000.00	.000	288
AG2003212	245295	3010	MILE TREE LAWN & GARDEN	04/20/2020	150,000.00	.000	04/14/2021	150,000.00	.000	288



Run Date: 7/2/2020 6:33:45 AM

Investments Outstanding As Of Date: 6/30/2020

INVENTORY BY MATURITY REPORT

CUSIP	Investment #	Fund	Issuer	Purchase Date	Current Book	Current Rate	Maturity Date	Current Par	YTM	Days to Maturity
AG2002859	245296	3010	MICHAEL STRUCKMAN	04/20/2020	150,000.00	.000	04/14/2021	150,000.00	.000	288
AG2002867	245297	3010	P-VILLE ENTERPRISES INC.	04/20/2020	150,000.00	.000	04/14/2021	150,000.00	.000	288
AG2002875	245298	3010	COLUMBUS TURF NURSERY LT	04/20/2020	150,000.00	.000	04/14/2021	150,000.00	.000	288
AG2001919	245299	3010	STEVE RICKLY	04/20/2020	20,000.00	.000	04/14/2021	20,000.00	.000	288
AG2001927	245300	3010	STRICKLER FARMSLLC	04/20/2020	150,000.00	.000	04/14/2021	150,000.00	.000	288
AG2003451	245301	3010	LYLE RICER	04/20/2020	75,000.00	.000	04/14/2021	75,000.00	.000	288
AG2002297	245302	3010	DALE SMITH	04/20/2020	75,000.00	.000	04/14/2021	75,000.00	.000	288
AG2003220	245303	3010	JAMES K MINSHALL	04/20/2020	55,000.00	.000	04/14/2021	55,000.00	.000	288
AG2003238	245304	3010	RYAN SKINNER	04/20/2020	20,000.00	.000	04/14/2021	20,000.00	.000	288
AG2002883	245305	3010	RUSSELL WISCHMEYER	04/20/2020	135,250.00	.000	04/14/2021	135,250.00	.000	288
AG2003246	245306	3010	GEARHART FARMS	04/20/2020	150,000.00	.000	04/14/2021	150,000.00	.000	288
AG2002891	245307	3010	SAMUEL DULAP	04/20/2020	150,000.00	.000	04/14/2021	150,000.00	.000	288
AG2003253	245308	3010	DAVID R WIGET	04/20/2020	125,000.00	.000	04/14/2021	125,000.00	.000	288
AG2002909	245309	3010	PAUL RHOADS	04/20/2020	36,250.00	.000	04/14/2021	36,250.00	.000	288
AG2002917	245310	3010	JAMES WINTER	04/20/2020	25,000.00	.000	04/14/2021	25,000.00	.000	288
AG2001935	245311	3010	ROWLES ENTERPRISES LTD	04/20/2020	150,000.00	.000	04/14/2021	150,000.00	.000	288
AG2001943	245312	3010	ANDREW DUNLAP	04/20/2020	125,000.00	.000	04/14/2021	125,000.00	.000	288
AG2001950	245313	3010	ROB STILWELL	04/20/2020	150,000.00	.000	04/14/2021	150,000.00	.000	288
AG2001968	245314	3010	STEVE SUVER	04/20/2020	150,000.00	.000	04/14/2021	150,000.00	.000	288
AG2001976	245315	3010	TWO L FARMS INC.	04/20/2020	100,000.00	.000	04/14/2021	100,000.00	.000	288
AG2001984	245316	3010	JOHN G WAIDELICH	04/20/2020	150,000.00	.000	04/14/2021	150,000.00	.000	288
AG2003261	245317	3010	JONATHON EVANS	04/20/2020	4,000.00	.000	04/14/2021	4,000.00	.000	288
AG2002925	245318	3010	GLENN GULICK	04/20/2020	150,000.00	.000	04/14/2021	150,000.00	.000	288
AG2001992	245319	3010	MATTHEW ROUSH	04/20/2020	90,000.00	.000	04/14/2021	90,000.00	.000	288
AG2002933	245320	3010	WELDON MATTHEW HORN	04/20/2020	70,000.00	.000	04/14/2021	70,000.00	.000	288
AG2002941	245321	3010	NATHAN EHMAN	04/20/2020	60,000.00	.000	04/14/2021	60,000.00	.000	288
AG2003279	245322	3010	GARY DAVIS	04/20/2020	35,000.00	.000	04/14/2021	35,000.00	.000	288
AG2002008	245323	3010	JASON SHARP	04/20/2020	50,000.00	.000	04/14/2021	50,000.00	.000	288
AG2002016	245324	3010	JACOB SHAFFER	04/20/2020	45,000.00	.000	04/14/2021	45,000.00	.000	288
AG2002958	245325	3010	DONALD SHAW JR.	04/20/2020	150,000.00	.000	04/14/2021	150,000.00	.000	288
AG2002966	245326	3010	RYAN WILSON	04/20/2020	150,000.00	.000	04/14/2021	150,000.00	.000	288
AG2002974	245327	3010	JOHN GIFFORD	04/20/2020	150,000.00	.000	04/14/2021	150,000.00	.000	288
AG2002982	245328	3010	RILEY FARMS	04/20/2020	150,000.00	.000	04/14/2021	150,000.00	.000	288



Run Date: 7/2/2020 6:33:45 AM

Investments Outstanding As Of Date: 6/30/2020

INVENTORY BY MATURITY REPORT

CUSIP	Investment #	Fund	Issuer	Purchase Date	Current Book	Current Rate	Maturity Date	Current Par	YTM	Days to Maturity
AG2003287	245329	3010	DENNIS ZEIGLER	04/20/2020	150,000.00	.000	04/14/2021	150,000.00	.000	288
AG2002990	245330	3010	LARRY HAY	04/20/2020	150,000.00	.000	04/14/2021	150,000.00	.000	288
AG2003006	245331	3010	THOMAS CONNER	04/20/2020	50,000.00	.000	04/14/2021	50,000.00	.000	288
AG2002024	245332	3010	DALE ROUSH	04/20/2020	25,000.00	.000	04/14/2021	25,000.00	.000	288
AG2003014	245333	3010	RICHARD MCPHERSON	04/20/2020	150,000.00	.000	04/14/2021	150,000.00	.000	288
AG2003022	245334	3010	TIMOTHY FORREST	04/20/2020	25,000.00	.000	04/14/2021	25,000.00	.000	288
AG2003295	245335	3010	WAYNE ROBERTS	04/20/2020	80,000.00	.000	04/14/2021	80,000.00	.000	288
AG2003303	245336	3010	JOHN ROBERTS	04/20/2020	90,000.00	.000	04/14/2021	90,000.00	.000	288
AG2003311	245337	3010	JOSHUA W ROBERTS	04/20/2020	20,000.00	.000	04/14/2021	20,000.00	.000	288
AG2003048	245338	3010	DONALD BETHEL	04/20/2020	35,500.00	.000	04/14/2021	35,500.00	.000	288
AG2002032	245339	3010	SCOTT SHARP	04/20/2020	5,250.00	.000	04/14/2021	5,250.00	.000	288
AG2002040	245340	3010	RONALD WRIGHT	04/20/2020	45,250.00	.000	04/14/2021	45,250.00	.000	288
AG2003139	245341	3010	WAYNE PATRICK	04/20/2020	65,000.00	.000	04/14/2021	65,000.00	.000	288
AG2001786	245342	3010	LUKE BAUGESS	04/20/2020	50,278.00	.000	04/14/2021	50,278.00	.000	288
AG2001794	245343	3010	JEFFREY LAMP	04/20/2020	90,250.00	.000	04/14/2021	90,250.00	.000	288
AG2002412	245344	3010	JOHN HOFFMAN	04/20/2020	150,000.00	.000	04/14/2021	150,000.00	.000	288
AG2002420	245345	3010	JOHN M. BELL	04/20/2020	150,000.00	.000	04/14/2021	150,000.00	.000	288
AG2002438	245346	3010	HASTINGS FARMS GENERAL P	04/20/2020	150,000.00	.000	04/14/2021	150,000.00	.000	288
AG2002065	245347	3010	BRIAN NEELEY	04/20/2020	50,000.00	.000	04/14/2021	50,000.00	.000	288
AG2002073	245348	3010	MARSHALL GRAIN	04/20/2020	150,000.00	.000	04/14/2021	150,000.00	.000	288
AG2002081	245349	3010	RYAN FOSTER	04/20/2020	120,350.00	.000	04/14/2021	120,350.00	.000	288
AG2002099	245350	3010	NANCY CLAYPOOL	04/20/2020	150,000.00	.000	04/14/2021	150,000.00	.000	288
AG2002107	245351	3010	DAVID CLAYPOOL	04/20/2020	150,000.00	.000	04/14/2021	150,000.00	.000	288
AG2002115	245352	3010	JASON CLAYPOOL	04/20/2020	150,000.00	.000	04/14/2021	150,000.00	.000	288
AG2002123	245353	3010	STALDER & STALDER ENTERP	04/20/2020	90,250.00	.000	04/14/2021	90,250.00	.000	288
AG2002131	245354	3010	ROBERT MCCLURE	04/20/2020	150,000.00	.000	04/14/2021	150,000.00	.000	288
AG2002149	245355	3010	RODNEY BOWERS	04/20/2020	75,250.00	.000	04/14/2021	75,250.00	.000	288
AG2002156	245356	3010	BRADLEE BOWERS	04/20/2020	50,250.00	.000	04/14/2021	50,250.00	.000	288
AG2002164	245357	3010	RUFFS SEED FARMS INC	04/20/2020	150,000.00	.000	04/14/2021	150,000.00	.000	288
AG2002172	245358	3010	GARRY SCHOOLEY	04/20/2020	31,000.00	.000	04/14/2021	31,000.00	.000	288
AG2002180	245359	3010	RICHARD LAMP	04/20/2020	145,750.00	.000	04/14/2021	145,750.00	.000	288
AG2002198	245360	3010	LAMP FAMILY FARMS INC	04/20/2020	150,000.00	.000	04/14/2021	150,000.00	.000	288
AG2002206	245361	3010	LARUE FARMS INC	04/20/2020	150,000.00	.000	04/14/2021	150,000.00	.000	288



Run Date: 7/2/2020 6:33:45 AM

Investments Outstanding As Of Date: 6/30/2020

INVENTORY BY MATURITY REPORT

CUSIP	Investment #	Fund	Issuer	Purchase Date	Current Book	Current Rate	Maturity Date	Current Par	YTM	Days to Maturity
AG2002214	245362	3010	J DUSTIN HINES	04/20/2020	100,350.00	.000	04/14/2021	100,350.00	.000	288
AG2002222	245363	3010	WALNUT CREEK SEEDS LLC	04/20/2020	150,000.00	.000	04/14/2021	150,000.00	.000	288
AG2003055	245364	3010	METZGER BROTHERS	04/20/2020	150,000.00	.000	04/14/2021	150,000.00	.000	288
AG2003329	245365	3010	SEAN MCKEE	04/20/2020	150,000.00	.000	04/14/2021	150,000.00	.000	288
AG2003477	245366	3010	MARK LITTLE	04/20/2020	150,000.00	.000	04/14/2021	150,000.00	.000	288
AG2003063	245367	3010	FLAT-MAPLE FARM	04/20/2020	35,000.00	.000	04/14/2021	35,000.00	.000	288
AG2003337	245368	3010	GDR FARMS LLC	04/20/2020	50,000.00	.000	04/14/2021	50,000.00	.000	288
AG2003345	245369	3010	ARROW CREEK FARM	04/20/2020	40,000.00	.000	04/14/2021	40,000.00	.000	288
AG2003352	245370	3010	BRYAN J CROSIER	04/20/2020	50,000.00	.000	04/14/2021	50,000.00	.000	288
AG2003071	245371	3010	CLIFTON FAMILY FARM PARTN	04/20/2020	150,000.00	.000	04/14/2021	150,000.00	.000	288
AG2003360	245372	3010	PAUL D BROWN	04/20/2020	150,000.00	.000	04/14/2021	150,000.00	.000	288
AG2003089	245373	3010	CLINTON BEAVERS	04/20/2020	150,000.00	.000	04/14/2021	150,000.00	.000	288
AG2003378	245374	3010	DAVID C WILLIAMS	04/20/2020	150,000.00	.000	04/14/2021	150,000.00	.000	288
AG2003386	245375	3010	HISER SEEDS LLC	04/20/2020	150,000.00	.000	04/14/2021	150,000.00	.000	288
AG2003394	245376	3010	MARVIN C GARRISON	04/20/2020	35,000.00	.000	04/14/2021	35,000.00	.000	288
AG2003097	245377	3010	JWJ CAUDILL FARMS LLC	04/20/2020	150,000.00	.000	04/14/2021	150,000.00	.000	288
AG2003105	245378	3010	DAVID ANGLES	04/20/2020	150,000.00	.000	04/14/2021	150,000.00	.000	288
AG2003402	245379	3010	RYAN SKEENS	04/20/2020	40,000.00	.000	04/14/2021	40,000.00	.000	288
AG2003485	245380	3010	JACK PATEK	04/20/2020	100,000.00	.000	04/14/2021	100,000.00	.000	288
AG2003493	245381	3010	JOHN GROSS	04/20/2020	20,000.00	.000	04/14/2021	20,000.00	.000	288
AG2003501	245382	3010	BRENT STUDENKA	04/20/2020	100,000.00	.000	04/14/2021	100,000.00	.000	288
AG2003519	245383	3010	RON JOE LUMBREZER FARM L	04/20/2020	40,500.00	.000	04/14/2021	40,500.00	.000	288
AG2003527	245384	3010	KEITH TRUCKOR	04/20/2020	150,000.00	.000	04/14/2021	150,000.00	.000	288
AG2003535	245385	3010	LARRY VANDENBUSCHE	04/20/2020	80,000.00	.000	04/14/2021	80,000.00	.000	288
AG2003543	245386	3010	SZABO FARMS LLC	04/20/2020	150,000.00	.000	04/14/2021	150,000.00	.000	288
AG2003600	245387	3010	DONALD BUCKENMEYER	04/20/2020	100,000.00	.000	04/14/2021	100,000.00	.000	288
AG2003550	245388	3010	HUSKINS FARMS	04/20/2020	150,000.00	.000	04/14/2021	150,000.00	.000	288
AG2003618	245389	3010	STEPHEN BETTINGER	04/20/2020	35,095.00	.000	04/14/2021	35,095.00	.000	288
AG2003626	245390	3010	M & P EISEL FARMS LLC	04/20/2020	125,000.00	.000	04/14/2021	125,000.00	.000	288
AG2003634	245391	3010	WILLIAM J BUCKENMEYER	04/20/2020	135,000.00	.000	04/14/2021	135,000.00	.000	288
AG2003642	245392	3010	JAN SHULL	04/20/2020	65,000.00	.000	04/14/2021	65,000.00	.000	288
AG2003568	245393	3010	SCOTT GILLEN	04/20/2020	100,000.00	.000	04/14/2021	100,000.00	.000	288
AG2003576	245394	3010	SIMON FAMILY FARM	04/20/2020	150,000.00	.000	04/14/2021	150,000.00	.000	288



Run Date: 7/2/2020 6:33:45 AM

Investments Outstanding As Of Date: 6/30/2020

INVENTORY BY MATURITY REPORT

CUSIP	Investment #	Fund	Issuer	Purchase Date	Current Book	Current Rate	Maturity Date	Current Par	YTM	Days to Maturity
AG2003584	245395	3010	JUSTIN SZABO	04/20/2020	150,000.00	.000	04/14/2021	150,000.00	.000	288
AG2003592	245396	3010	BRANDON TRUCKOR	04/20/2020	50,000.00	.000	04/14/2021	50,000.00	.000	288
AG2003659	245397	3010	JON SHARP	04/20/2020	150,000.00	.000	04/14/2021	150,000.00	.000	288
AG2003774	245398	3010	JAMES FARMS LLC	04/20/2020	150,000.00	.000	04/14/2021	150,000.00	.000	288
AG2004038	245399	3010	MILLCREEK GARDENS LLC	04/20/2020	150,000.00	.000	04/14/2021	150,000.00	.000	288
AG2003782	245400	3010	RHOADES FARMS	04/20/2020	150,000.00	.000	04/14/2021	150,000.00	.000	288
AG2003790	245401	3010	DAWSON FARMS INC	04/20/2020	150,000.00	.000	04/14/2021	150,000.00	.000	288
AG2003725	245402	3010	ROGERS FARMLAND MANAGE	04/20/2020	150,000.00	.000	04/14/2021	150,000.00	.000	288
AG2003733	245403	3010	JMR FARMS	04/20/2020	150,000.00	.000	04/14/2021	150,000.00	.000	288
AG2003741	245404	3010	DAMRON FARMS	04/20/2020	15,500.00	.000	04/14/2021	15,500.00	.000	288
AG2003758	245405	3010	CONDIT FARMS	04/20/2020	150,000.00	.000	04/14/2021	150,000.00	.000	288
AG2003766	245406	3010	JUSTICE LAND AND CATTLE C	04/20/2020	150,000.00	.000	04/14/2021	150,000.00	.000	288
AG2003998	245407	3010	LONE WOLFE ACRES	04/20/2020	50,000.00	.000	04/14/2021	50,000.00	.000	288
AG2004004	245408	3010	NOAH KEMP	04/20/2020	50,000.00	.000	04/14/2021	50,000.00	.000	288
AG2004012	245409	3010	KEMP & SONS FARMS LLC	04/20/2020	150,000.00	.000	04/14/2021	150,000.00	.000	288
AG2003683	245410	3010	RONALD RITTENHOUSE	04/20/2020	150,000.00	.000	04/14/2021	150,000.00	.000	288
AG2003691	245411	3010	WAYMIRE FAMILYS FARMS	04/20/2020	150,000.00	.000	04/14/2021	150,000.00	.000	288
AG2003865	245412	3010	MARK MARKLEY	04/20/2020	150,000.00	.000	04/14/2021	150,000.00	.000	288
AG2003709	245413	3010	HARBAGE BROS FARMING CO	04/20/2020	150,000.00	.000	04/14/2021	150,000.00	.000	288
AG2003717	245414	3010	EVANS CATTLE CO INC	04/20/2020	150,000.00	.000	04/14/2021	150,000.00	.000	288
AG2003832	245415	3010	JEREMY GILDOW	04/20/2020	35,000.00	.000	04/14/2021	35,000.00	.000	288
AG2003840	245416	3010	TIM LYDEN FARMS	04/20/2020	108,000.00	.000	04/14/2021	108,000.00	.000	288
AG2003857	245417	3010	CRAIG FARMS	04/20/2020	30,000.00	.000	04/14/2021	30,000.00	.000	288
AG2004046	245418	3010	MICHAEL R OMAN	04/20/2020	70,000.00	.000	04/14/2021	70,000.00	.000	288
AG2003824	245419	3010	HALLEY ACKLEY	04/20/2020	110,000.00	.000	04/14/2021	110,000.00	.000	288
AG2004053	245420	3010	JEFF ROBINSON FARMSLLC	04/20/2020	150,000.00	.000	04/14/2021	150,000.00	.000	288
AG2003675	245421	3010	DAVID CRAWFORD	04/20/2020	100,000.00	.000	04/14/2021	100,000.00	.000	288
AG2004210	245422	3010	PHELPS FARMS INC	04/20/2020	150,000.00	.000	04/14/2021	150,000.00	.000	288
AG2003980	245423	3010	BRAD MATTIX	04/20/2020	150,000.00	.000	04/14/2021	150,000.00	.000	288
AG2004186	245424	3010	LOCIN FARM LLC	04/20/2020	50,000.00	.000	04/14/2021	50,000.00	.000	288
AG2004194	245425	3010	JETT REGULA	04/20/2020	80,000.00	.000	04/14/2021	80,000.00	.000	288
AG2004103	245426	3010	ROBERT HALLEY	04/20/2020	25,000.00	.000	04/14/2021	25,000.00	.000	288
AG2004111	245427	3010	LEEDS BROTHERS LLC	04/20/2020	120,000.00	.000	04/14/2021	120,000.00	.000	288



Run Date: 7/2/2020 6:33:45 AM

Investments Outstanding As Of Date: 6/30/2020

INVENTORY BY MATURITY REPORT

CUSIP	Investment #	Fund	Issuer	Purchase Date	Current Book	Current Rate	Maturity Date	Current Par	YTM	Days to Maturity
AG2004202	245428	3010	DARRISON COOK	04/20/2020	150,000.00	.000	04/14/2021	150,000.00	.000	288
AG2003923	245429	3010	JEFFREY HOSTETLER	04/20/2020	80,000.00	.000	04/14/2021	80,000.00	.000	288
AG2004129	245430	3010	MITCHELLS BERRIES LLC	04/20/2020	15,000.00	.000	04/14/2021	15,000.00	.000	288
AG2004137	245431	3010	JAMES WATKINS	04/20/2020	100,000.00	.000	04/14/2021	100,000.00	.000	288
AG2003873	245432	3010	KRAMER HOMESTEAD INC.	04/20/2020	150,000.00	.000	04/14/2021	150,000.00	.000	288
AG2003816	245433	3010	JJ WALTON FARMSLLC	04/20/2020	150,000.00	.000	04/14/2021	150,000.00	.000	288
AG2003881	245434	3010	KYLE HOSTETLER	04/20/2020	100,000.00	.000	04/14/2021	100,000.00	.000	288
AG2003899	245435	3010	H&J FARMS LLC	04/20/2020	150,000.00	.000	04/14/2021	150,000.00	.000	288
AG2003907	245436	3010	HOSTETLER FAMILY FARMS LL	04/20/2020	150,000.00	.000	04/14/2021	150,000.00	.000	288
AG2003915	245437	3010	JOHN KAUFFMAN JR	04/20/2020	150,000.00	.000	04/14/2021	150,000.00	.000	288
AG2004145	245438	3010	RAYMOND KUHNS	04/20/2020	100,000.00	.000	04/14/2021	100,000.00	.000	288
AG2004152	245439	3010	MARK KISE	04/20/2020	110,000.00	.000	04/14/2021	110,000.00	.000	288
AG2004160	245440	3010	GUY GREEN	04/20/2020	150,000.00	.000	04/14/2021	150,000.00	.000	288
AG2004178	245441	3010	SCHEIDERER FARMS	04/20/2020	150,000.00	.000	04/14/2021	150,000.00	.000	288
AG2004020	245442	3010	CROOK AND VIGILLCC	04/20/2020	150,000.00	.000	04/14/2021	150,000.00	.000	288
AG2004095	245443	3010	JAMES MONROE	04/20/2020	120,000.00	.000	04/14/2021	120,000.00	.000	288
AG2003931	245444	3010	MAPLE LANE FAMILY FARMS, L	04/20/2020	150,000.00	.000	04/14/2021	150,000.00	.000	288
AG2003808	245445	3010	BENJAMIN WATKINS	04/20/2020	140,000.00	.000	04/14/2021	140,000.00	.000	288
AG2003949	245446	3010	JEFFREY WALL	04/20/2020	125,000.00	.000	04/14/2021	125,000.00	.000	288
AG2004061	245447	3010	COREY HALL	04/20/2020	90,000.00	.000	04/14/2021	90,000.00	.000	288
AG2003956	245448	3010	SUNNY LANE FARM	04/20/2020	150,000.00	.000	04/14/2021	150,000.00	.000	288
AG2003964	245449	3010	NAVE-FIELD FARMSLLC	04/20/2020	150,000.00	.000	04/14/2021	150,000.00	.000	288
AG2003972	245450	3010	D & S FAMILY FARMS LTD	04/20/2020	150,000.00	.000	04/14/2021	150,000.00	.000	288
AG2004079	245451	3010	JACK PURDY	04/20/2020	150,000.00	.000	04/14/2021	150,000.00	.000	288
AG2004087	245452	3010	JONATHAN PURDY	04/20/2020	150,000.00	.000	04/14/2021	150,000.00	.000	288
AG2003667	245453	3010	THOMAS PURDY	04/20/2020	150,000.00	.000	04/14/2021	150,000.00	.000	288
AG2004285	245454	3010	BRYAN DEPPEN	04/20/2020	150,000.00	.000	04/14/2021	150,000.00	.000	288
AG2004301	245455	3010	STEVEN OBERHOLTZER	04/20/2020	150,000.00	.000	04/14/2021	150,000.00	.000	288
AG2004293	245456	3010	NORMAN OBERHOLTZER	04/20/2020	75,000.00	.000	04/14/2021	75,000.00	.000	288
AG2004350	245457	3010	WALTER FAMILY FARMS LLC	04/20/2020	75,000.00	.000	04/14/2021	75,000.00	.000	288
AG2004236	245458	3010	LOREN NEWSWANGER	04/20/2020	150,000.00	.000	04/14/2021	150,000.00	.000	288
AG2004244	245459	3010	LAWRENCE ZIMMERMAN	04/20/2020	150,000.00	.000	04/14/2021	150,000.00	.000	288
AG2004319	245460	3010	VERNON HOOVER	04/20/2020	60,000.00	.000	04/14/2021	60,000.00	.000	288



Run Date: 7/2/2020 6:33:45 AM

Investments Outstanding As Of Date: 6/30/2020

INVENTORY BY MATURITY REPORT

CUSIP	Investment #	Fund	Issuer	Purchase Date	Current Book	Current Rate	Maturity Date	Current Par	YTM	Days to Maturity
AG2004251	245461	3010	LEON BURKHOLDER	04/20/2020	150,000.00	.000	04/14/2021	150,000.00	.000	288
AG2004228	245462	3010	JAMES ROSSMAN	04/20/2020	120,000.00	.000	04/14/2021	120,000.00	.000	288
AG2004327	245463	3010	ALVIN OBERHOLTZER	04/20/2020	130,000.00	.000	04/14/2021	130,000.00	.000	288
AG2004269	245464	3010	JOHN PERRY	04/20/2020	150,000.00	.000	04/14/2021	150,000.00	.000	288
AG2004368	245465	3010	BENNY RITZ	04/20/2020	150,000.00	.000	04/14/2021	150,000.00	.000	288
AG2004335	245466	3010	WITTMER CATTLE FARMS LTD	04/20/2020	150,000.00	.000	04/14/2021	150,000.00	.000	288
AG2004343	245467	3010	LUCAS WITTMER	04/20/2020	150,000.00	.000	04/14/2021	150,000.00	.000	288
AG2004376	245468	3010	RONALD KING	04/20/2020	60,000.00	.000	04/14/2021	60,000.00	.000	288
AG2004277	245469	3010	MICHAEL BROWN	04/20/2020	60,000.00	.000	04/14/2021	60,000.00	.000	288
3133ELWL4	245476	1000	FFCB AGRIBANK DEBENTURE	04/20/2020	5,000,000.00	.500	04/14/2021	5,000,000.00	.500	288
AG2005381	245495	3010	BRIDENBAUGH FM HERTI FAR	04/21/2020	25,000.00	.001	04/14/2021	25,000.00	.001	288
AG2005134	245496	3010	RICHARD BIXEL	04/21/2020	150,000.00	.001	04/14/2021	150,000.00	.001	288
AG2005464	245497	3010	W W HUTTINGER	04/21/2020	100,000.00	.001	04/14/2021	100,000.00	.001	288
AG2005142	245498	3010	ZACHARY PAINTER	04/21/2020	10,000.00	.001	04/14/2021	10,000.00	.001	288
AG2005159	245499	3010	JAMES WILLIAMS III	04/21/2020	50,000.00	.001	04/14/2021	50,000.00	.001	288
AG2005167	245500	3010	ROBERT L RIEMAN	04/21/2020	120,000.00	.001	04/14/2021	120,000.00	.001	288
AG2005266	245501	3010	JEFF MAY	04/21/2020	47,500.00	.001	04/14/2021	47,500.00	.001	288
AG2005332	245502	3010	BEAVERDAM CONTRACTING I	04/21/2020	150,000.00	.001	04/14/2021	150,000.00	.001	288
AG2005274	245503	3010	ALEX JONES	04/21/2020	50,000.00	.001	04/14/2021	50,000.00	.001	288
AG2005423	245504	3010	BRICKNER FARM SERVICE LLC	04/21/2020	150,000.00	.001	04/14/2021	150,000.00	.001	288
AG2005431	245505	3010	EDWARD BRICKNER	04/21/2020	65,000.00	.001	04/14/2021	65,000.00	.001	288
AG2005282	245506	3010	MICHAEL FRANTZ	04/21/2020	30,000.00	.001	04/14/2021	30,000.00	.001	288
AG2005340	245507	3010	WILLIAMS FARMS LLC	04/21/2020	150,000.00	.001	04/14/2021	150,000.00	.001	288
AG2005290	245508	3010	PATRICK BOYLES	04/21/2020	50,000.00	.001	04/14/2021	50,000.00	.001	288
AG2005449	245509	3010	DUSTIN MILLER	04/21/2020	50,000.00	.001	04/14/2021	50,000.00	.001	288
AG2005308	245510	3010	LYNN COLLERT	04/21/2020	40,000.00	.001	04/14/2021	40,000.00	.001	288
AG2005175	245511	3010	HERSHBERGER FARM LLC	04/21/2020	100,000.00	.001	04/14/2021	100,000.00	.001	288
AG2005258	245512	3010	TRI Z INC	04/21/2020	150,000.00	.001	04/14/2021	150,000.00	.001	288
AG2005183	245513	3010	DEAN BIXEL	04/21/2020	150,000.00	.001	04/14/2021	150,000.00	.001	288
AG2005191	245514	3010	ROBERT ZIMMERMAN	04/21/2020	150,000.00	.001	04/14/2021	150,000.00	.001	288
AG2005399	245515	3010	TNT FARMS LLC	04/21/2020	150,000.00	.001	04/14/2021	150,000.00	.001	288
AG2005407	245516	3010	SCHUMACHER BASINGER LLC	04/21/2020	150,000.00	.001	04/14/2021	150,000.00	.001	288
AG2005316	245517	3010	JERRY FRANTZ	04/21/2020	100,000.00	.001	04/14/2021	100,000.00	.001	288



Run Date: 7/2/2020 6:33:45 AM

Investments Outstanding As Of Date: 6/30/2020

INVENTORY BY MATURITY REPORT

CUSIP	Investment #	Fund	Issuer	Purchase Date	Current Book	Current Rate	Maturity Date	Current Par	YTM	Days to Maturity
AG2005324	245518	3010	NEAL HARRIS	04/21/2020	150,000.00	.001	04/14/2021	150,000.00	.001	288
AG2005357	245519	3010	G R FARMS FLP	04/21/2020	150,000.00	.001	04/14/2021	150,000.00	.001	288
AG2005456	245520	3010	JOHN GAZAREK	04/21/2020	130,000.00	.001	04/14/2021	130,000.00	.001	288
AG2005415	245521	3010	ANTHONY E. HOFFMAN	04/21/2020	12,000.00	.001	04/14/2021	12,000.00	.001	288
AG2005209	245522	3010	ROBERT ERNEST	04/21/2020	120,000.00	.001	04/14/2021	120,000.00	.001	288
AG2005217	245523	3010	KORY HEFNER	04/21/2020	25,000.00	.001	04/14/2021	25,000.00	.001	288
AG2005241	245524	3010	KENNETH R DIBERT	04/21/2020	85,000.00	.001	04/14/2021	85,000.00	.001	288
AG2005225	245525	3010	BRIAN HERSHBERGER	04/21/2020	80,000.00	.001	04/14/2021	80,000.00	.001	288
AG2005233	245526	3010	LYNNETTE A GARVER	04/21/2020	40,000.00	.001	04/14/2021	40,000.00	.001	288
AG2005365	245527	3010	DANIEL KELLER	04/21/2020	150,000.00	.001	04/14/2021	150,000.00	.001	288
AG2005373	245528	3010	CODY RODABAUGH	04/21/2020	100,000.00	.001	04/14/2021	100,000.00	.001	288
AG2004426	245545	3010	TIMOTHY SHELIN	04/22/2020	150,000.00	.001	04/14/2021	150,000.00	.001	288
AG2004434	245546	3010	CHARLES BRESLER	04/22/2020	150,000.00	.001	04/14/2021	150,000.00	.001	288
AG2004442	245547	3010	GARY VOLLMAR	04/22/2020	100,000.00	.001	04/14/2021	100,000.00	.001	288
AG2004459	245548	3010	JOHN YOUNG	04/22/2020	150,000.00	.001	04/14/2021	150,000.00	.001	288
AG2004384	245549	3010	ROCKY FORD ACRES LLC	04/22/2020	150,000.00	.001	04/14/2021	150,000.00	.001	288
AG2004418	245550	3010	HARRISON TRAIL FARMS	04/22/2020	100,000.00	.001	04/14/2021	100,000.00	.001	288
AG2004483	245551	3010	MICHAEL DIERKSHEIDE	04/22/2020	150,000.00	.001	04/14/2021	150,000.00	.001	288
AG2004491	245552	3010	DIERKSHEIDE BROTHERS LLC	04/22/2020	150,000.00	.001	04/14/2021	150,000.00	.001	288
AG2004509	245553	3010	TRAVIS HARRISON	04/22/2020	150,000.00	.001	04/14/2021	150,000.00	.001	288
AG2004392	245554	3010	CLEAR VIEW FARMS	04/22/2020	150,000.00	.001	04/14/2021	150,000.00	.001	288
AG2004400	245555	3010	MARK BOSS	04/22/2020	150,000.00	.001	04/14/2021	150,000.00	.001	288
AG2004517	245556	3010	RICHARD WALTERS	04/22/2020	150,000.00	.001	04/14/2021	150,000.00	.001	288
AG2004525	245557	3010	MATTHEW WALTERS	04/22/2020	100,000.00	.001	04/14/2021	100,000.00	.001	288
AG2004574	245558	3010	WULFF FARMS	04/22/2020	150,000.00	.001	04/14/2021	150,000.00	.001	288
AG2004533	245559	3010	JONATHAN LANG	04/22/2020	50,000.00	.001	04/14/2021	50,000.00	.001	288
AG2004541	245560	3010	ECKEL GRAIN FARMS LTD	04/22/2020	150,000.00	.001	04/14/2021	150,000.00	.001	288
AG2004558	245561	3010	BRIAN ANDERSON	04/22/2020	100,000.00	.001	04/14/2021	100,000.00	.001	288
AG2004566	245562	3010	THE ECKEL CATTLE COMPANY	04/22/2020	150,000.00	.001	04/14/2021	150,000.00	.001	288
AG2004467	245566	3010	JOHN WONDERLY	04/22/2020	125,000.00	.001	04/14/2021	125,000.00	.001	288
AG2004475	245568	3010	DAN CHARM POTTER JOINT V	04/22/2020	150,000.00	.001	04/14/2021	150,000.00	.001	288
AG2005589	245606	3010	KENNETH SCHROEDER	04/24/2020	100,000.00	.001	04/14/2021	100,000.00	.001	288
AG2005571	245607	3010	HAROLD ROY	04/24/2020	150,000.00	.001	04/14/2021	150,000.00	.001	288



Run Date: 7/2/2020 6:33:45 AM

Investments Outstanding As Of Date: 6/30/2020

INVENTORY BY MATURITY REPORT

CUSIP	Investment #	Fund	Issuer	Purchase Date	Current Book	Current Rate	Maturity Date	Current Par	YTM	Days to Maturity
AG2005472	245608	3010	RODNEY NIESE	04/24/2020	100,000.00	.001	04/14/2021	100,000.00	.001	288
AG2005613	245609	3010	GERALD HASELMAN	04/24/2020	65,000.00	.001	04/14/2021	65,000.00	.001	288
AG2005498	245610	3010	OSCAR S SCHROEDER	04/24/2020	150,000.00	.001	04/14/2021	150,000.00	.001	288
AG2005548	245611	3010	LEONARD MICHEL	04/24/2020	100,000.00	.001	04/14/2021	100,000.00	.001	288
AG2005480	245612	3010	DENNIS STEFFAN	04/24/2020	50,000.00	.001	04/14/2021	50,000.00	.001	288
AG2005605	245613	3010	TIMOTHY SCHROEDER	04/24/2020	50,000.00	.001	04/14/2021	50,000.00	.001	288
AG2005555	245614	3010	JOE SCHROEDER	04/24/2020	100,000.00	.001	04/14/2021	100,000.00	.001	288
AG2005597	245615	3010	DANNY ROE	04/24/2020	150,000.00	.001	04/14/2021	150,000.00	.001	288
AG2005654	245616	3010	GARY NIESE	04/24/2020	150,000.00	.001	04/14/2021	150,000.00	.001	288
AG2005621	245617	3010	ROGER NIESE	04/24/2020	90,000.00	.001	04/14/2021	90,000.00	.001	288
AG2005639	245618	3010	CHAD AND JASON PESTER	04/24/2020	90,000.00	.001	04/14/2021	90,000.00	.001	288
AG2005662	245619	3010	CHARLES SCHECKELHOFF	04/24/2020	100,000.00	.001	04/14/2021	100,000.00	.001	288
AG2005530	245620	3010	PALTE FARMS	04/24/2020	150,000.00	.001	04/14/2021	150,000.00	.001	288
AG2005506	245621	3010	MANGAS FAMILY FARMS LLC	04/24/2020	150,000.00	.001	04/14/2021	150,000.00	.001	288
AG2005688	245622	3010	RA SCHROEDER FARMS INC	04/24/2020	150,000.00	.001	04/14/2021	150,000.00	.001	288
AG2005563	245623	3010	GARY DIANA ORDWAY	04/24/2020	80,000.00	.001	04/14/2021	80,000.00	.001	288
AG2005670	245624	3010	RYAN BETH ORDWAY	04/24/2020	100,000.00	.001	04/14/2021	100,000.00	.001	288
AG2005514	245625	3010	MOENING FARMS LLC	04/24/2020	150,000.00	.001	04/14/2021	150,000.00	.001	288
AG2005522	245626	3010	HASELMAN BROS	04/24/2020	150,000.00	.001	04/14/2021	150,000.00	.001	288
AG2005647	245627	3010	JEFFREY STEFFAN	04/24/2020	150,000.00	.001	04/14/2021	150,000.00	.001	288
AG2005811	245650	3010	TATE FARMS	05/01/2020	150,000.00	.001	04/14/2021	150,000.00	.001	288
AG2005829	245651	3010	DOUGHTY VALLEY HOLSTEINS	05/01/2020	150,000.00	.001	04/14/2021	150,000.00	.001	288
AG2006058	245652	3010	MARK AND CARLA FRANK	05/01/2020	150,000.00	.001	04/14/2021	150,000.00	.001	288
AG2005837	245653	3010	ROY ANDREW LEID	05/01/2020	22,500.00	.001	04/14/2021	22,500.00	.001	288
AG2006181	245654	3010	RUDY MAIBACH	05/01/2020	50,000.00	.001	04/14/2021	50,000.00	.001	288
AG2006199	245655	3010	DALEWYN C JULIE M MARTIN	05/01/2020	50,000.00	.001	04/14/2021	50,000.00	.001	288
AG2006207	245656	3010	MARTINS HILLCREST FARM LL	05/01/2020	100,000.00	.001	04/14/2021	100,000.00	.001	288
AG2006215	245657	3010	STEVE AND KATHY MARTIN	05/01/2020	125,000.00	.001	04/14/2021	125,000.00	.001	288
AG2005704	245658	3010	JERRY A ANN M MCNEIL	05/01/2020	150,000.00	.001	04/14/2021	150,000.00	.001	288
AG2005845	245659	3010	BRYAN MILLER	05/01/2020	40,000.00	.001	04/14/2021	40,000.00	.001	288
AG2005845	245660	3010	HAROLD MARGARET MILLER	05/01/2020	75,237.00	.001	04/14/2021	75,237.00	.001	288
AG2006017	245661	3010	IVAN BURKHOLDER	05/01/2020	50,000.00	.001	04/14/2021	50,000.00	.001	288
AG2006223	245662	3010	FOUR WINDS FARMS LTD	05/01/2020	125,000.00	.001	04/14/2021	125,000.00	.001	288



Run Date: 7/2/2020 6:33:45 AM

Investments Outstanding As Of Date: 6/30/2020

INVENTORY BY MATURITY REPORT

CUSIP	Investment #	Fund	Issuer	Purchase Date	Current Book	Current Rate	Maturity Date	Current Par	YTM	Days to Maturity
AG2006231	245663	3010	ADRIAN ALYSSA BEERY	05/01/2020	150,000.00	.001	04/14/2021	150,000.00	.001	288
AG2006249	245664	3010	BLUE RIDGE FARMS LLC	05/01/2020	150,000.00	.001	04/14/2021	150,000.00	.001	288
AG2006256	245665	3010	HILLSIDE FEED HAY SUPPLY L	05/01/2020	30,000.00	.001	04/14/2021	30,000.00	.001	288
AG2006264	245666	3010	DANIEL C MILLER	05/01/2020	45,000.00	.001	04/14/2021	45,000.00	.001	288
AG2005720	245667	3010	AARON ANNA NOLT	05/01/2020	50,000.00	.001	04/14/2021	50,000.00	.001	288
AG2005860	245668	3010	SPRANGS FAIRVIEW FARM LL	05/01/2020	150,000.00	.001	04/14/2021	150,000.00	.001	288
AG2006272	245669	3010	STEINER EQUIPMENT LLC	05/01/2020	42,000.00	.001	04/14/2021	42,000.00	.001	288
AG2005878	245670	3010	SWEET BREEZE FARMS EXCAV	05/01/2020	150,000.00	.001	04/14/2021	150,000.00	.001	288
AG2006066	245671	3010	WILLIAM AND VICKIE ROHR	05/01/2020	150,000.00	.001	04/14/2021	150,000.00	.001	288
AG2005696	245672	3010	RINGBYRE JERSEYS LLC	05/01/2020	100,000.00	.001	04/14/2021	100,000.00	.001	288
AG2006280	245673	3010	ATLEE SWARTZENTRUBER	05/01/2020	50,250.00	.001	04/14/2021	50,250.00	.001	288
AG2005969	245674	3010	ROBINSON VALLEY RUN FARM	05/01/2020	50,000.00	.001	04/14/2021	50,000.00	.001	288
AG2006157	245675	3010	DOUBLE K FARMS	05/01/2020	57,750.00	.001	04/14/2021	57,750.00	.001	288
AG2005886	245676	3010	AGRI SOILS LTD	05/01/2020	150,000.00	.001	04/14/2021	150,000.00	.001	288
AG2006074	245677	3010	AMOS LIVESTOCK EQUIPMENT	05/01/2020	80,000.00	.001	04/14/2021	80,000.00	.001	288
AG2006082	245678	3010	SETH AMOS	05/01/2020	100,000.00	.001	04/14/2021	100,000.00	.001	288
AG2006298	245679	3010	JAY JEWEL AMSTUTZ	05/01/2020	30,000.00	.001	04/14/2021	30,000.00	.001	288
AG2005977	245680	3010	ARMFELT ACRES	05/01/2020	60,000.00	.001	04/14/2021	60,000.00	.001	288
AG2006306	245681	3010	DONALD R AND JESSICA BAD	05/01/2020	120,000.00	.001	04/14/2021	120,000.00	.001	288
AG2006314	245682	3010	JOHN LINDA BADGER	05/01/2020	150,000.00	.001	04/14/2021	150,000.00	.001	288
AG2006322	245683	3010	BENJAMIN JOANNA BALTZLY	05/01/2020	10,000.00	.001	04/14/2021	10,000.00	.001	288
AG2006330	245684	3010	RANDALL E BERRY	05/01/2020	95,000.00	.001	04/14/2021	95,000.00	.001	288
AG2006348	245685	3010	BRENEMAN FARMS INC	05/01/2020	50,000.00	.001	04/14/2021	50,000.00	.001	288
AG2006025	245688	3010	EUGENE MARY A BURKHOLDE	05/01/2020	150,000.00	.001	04/14/2021	150,000.00	.001	288
AG2006033	245689	3010	SAMUEL BURKHOLDER	05/01/2020	60,000.00	.001	04/14/2021	60,000.00	.001	288
AG2006355	245690	3010	CANAAN CATTLE GRAIN LLC	05/01/2020	42,000.00	.001	04/14/2021	42,000.00	.001	288
AG2006363	245691	3010	CANAAN SUPPLY LLC	05/01/2020	20,000.00	.001	04/14/2021	20,000.00	.001	288
AG2006371	245692	3010	CNTND ACRS GRZLND JRSYS L	05/01/2020	50,000.00	.001	04/14/2021	50,000.00	.001	288
AG2006389	245693	3010	CARMONY FARMS LTD	05/01/2020	150,000.00	.001	04/14/2021	150,000.00	.001	288
AG2006397	245694	3010	CATAPADALE DAIRY LTD	05/01/2020	150,000.00	.001	04/14/2021	150,000.00	.001	288
AG2006405	245695	3010	CIRCLE J FARMS LLC	05/01/2020	150,000.00	.001	04/14/2021	150,000.00	.001	288
AG2006413	245696	3010	CLAR LAIN FARM LLC	05/01/2020	150,000.00	.001	04/14/2021	150,000.00	.001	288
AG2006421	245697	3010	DJR FARM LLC	05/01/2020	10,000.00	.001	04/14/2021	10,000.00	.001	288



Run Date: 7/2/2020 6:33:45 AM

Investments Outstanding As Of Date: 6/30/2020

INVENTORY BY MATURITY REPORT

CUSIP	Investment #	Fund	Issuer	Purchase Date	Current Book	Current Rate	Maturity Date	Current Par	YTM	Days to Maturity
AG2006439	245698	3010	DAVEL FARMS INC	05/01/2020	100,000.00	.001	04/14/2021	100,000.00	.001	288
AG2006447	245699	3010	DOTTERER FARMS LLC	05/01/2020	150,000.00	.001	04/14/2021	150,000.00	.001	288
AG2006454	245700	3010	DOUGLASS GRAIN FARMS LLC	05/01/2020	150,000.00	.001	04/14/2021	150,000.00	.001	288
AG2005738	245701	3010	ROBERT AND CYNTHIA FARQU	05/01/2020	150,000.00	.001	04/14/2021	150,000.00	.001	288
AG2006462	245702	3010	ROGER FEATHER	05/01/2020	100,000.00	.001	04/14/2021	100,000.00	.001	288
AG2006470	245703	3010	FIVE POINTS FARM LLC	05/01/2020	150,000.00	.001	04/14/2021	150,000.00	.001	288
AG2006488	245704	3010	GASSER FARMS LLC	05/01/2020	150,000.00	.001	04/14/2021	150,000.00	.001	288
AG2006496	245705	3010	KRAIG GASSER	05/01/2020	50,000.00	.001	04/14/2021	50,000.00	.001	288
AG2006504	245706	3010	NATHAN GASSER	05/01/2020	100,000.00	.001	04/14/2021	100,000.00	.001	288
AG2006512	245707	3010	GEITGEY FARMS LLC	05/01/2020	35,000.00	.001	04/14/2021	35,000.00	.001	288
AG2006520	245708	3010	ROBERT AND AMY GRABER	05/01/2020	75,000.00	.001	04/14/2021	75,000.00	.001	288
AG2006538	245709	3010	BENJAMIN L GOOD	05/01/2020	40,000.00	.001	04/14/2021	40,000.00	.001	288
AG2006546	245710	3010	JONATHAN D MARTHA G GOO	05/01/2020	75,000.00	.001	04/14/2021	75,000.00	.001	288
AG2006553	245711	3010	RICHARD L BETHANY J GOOD	05/01/2020	35,000.00	.001	04/14/2021	35,000.00	.001	288
AG2006561	245712	3010	RICHARD GRAHAM	05/01/2020	100,000.00	.001	04/14/2021	100,000.00	.001	288
AG2006579	245713	3010	BRIAN GORTNER	05/01/2020	150,000.00	.001	04/14/2021	150,000.00	.001	288
AG2006587	245714	3010	JOSHUA D MYLA A HERSHBER	05/01/2020	60,000.00	.001	04/14/2021	60,000.00	.001	288
AG2006595	245715	3010	HODGE FARMS LLC	05/01/2020	100,000.00	.001	04/14/2021	100,000.00	.001	288
AG2006603	245716	3010	STEVE HOISINGTON	05/01/2020	150,000.00	.001	04/14/2021	150,000.00	.001	288
AG2006165	245717	3010	STEVEN AND SHAWN KACERS	05/01/2020	150,000.00	.001	04/14/2021	150,000.00	.001	288
AG2006611	245718	3010	JAMES AND JANET KASSERMA	05/01/2020	100,000.00	.001	04/14/2021	100,000.00	.001	288
AG2006009	245719	3010	MASON KISAMORE	05/01/2020	50,000.00	.001	04/14/2021	50,000.00	.001	288
AG2005985	245720	3010	KLEVER HOLSTEIN FRM LIMIT	05/01/2020	86,000.00	.001	04/14/2021	86,000.00	.001	288
AG2005746	245721	3010	CLINT J CASSANDRA K KEENE	05/01/2020	145,000.00	.001	04/14/2021	145,000.00	.001	288
AG2006090	245722	3010	BENJAMIN KLICK	05/01/2020	65,000.00	.001	04/14/2021	65,000.00	.001	288
AG2005753	245723	3010	REGAN A LAURA A KLINE	05/01/2020	40,212.00	.001	04/14/2021	40,212.00	.001	288
AG2005894	245724	3010	LANG VUE FARMS LTD	05/01/2020	125,000.00	.001	04/14/2021	125,000.00	.001	288
AG2006629	245725	3010	LOREN LARRY DARRELL STEIN	05/01/2020	50,000.00	.001	04/14/2021	50,000.00	.001	288
AG2006637	245726	3010	JENTES FARMING OPERATION	05/01/2020	150,000.00	.001	04/14/2021	150,000.00	.001	288
AG2006645	245727	3010	JENTES CUSTOM FARMING LT	05/01/2020	150,000.00	.001	04/14/2021	150,000.00	.001	288
AG2006652	245728	3010	PAUL FANNIE MILLER	05/01/2020	20,000.00	.001	04/14/2021	20,000.00	.001	288
AG2006660	245729	3010	MOOREFIELD FARMS	05/01/2020	150,000.00	.001	04/14/2021	150,000.00	.001	288
AG2006678	245730	3010	JAMES AND LINDA MOSHER	05/01/2020	85,000.00	.001	04/14/2021	85,000.00	.001	288



Run Date: 7/2/2020 6:33:45 AM

Investments Outstanding As Of Date: 6/30/2020

INVENTORY BY MATURITY REPORT

CUSIP	Investment #	Fund	Issuer	Purchase Date	Current Book	Current Rate	Maturity Date	Current Par	YTM	Days to Maturity
AG2006108	245731	3010	JONATHAN AND ABBEY NORM	05/01/2020	125,000.00	.001	04/14/2021	125,000.00	.001	288
AG2005902	245732	3010	OPEN ROAD FARM LTD	05/01/2020	100,000.00	.001	04/14/2021	100,000.00	.001	288
AG2006116	245733	3010	PARKER FARMS	05/01/2020	75,000.00	.001	04/14/2021	75,000.00	.001	288
AG2006686	245734	3010	PLEASANT VALE DAIRY INC	05/01/2020	150,000.00	.001	04/14/2021	150,000.00	.001	288
AG2006694	245735	3010	PEBBLE FARM	05/01/2020	20,000.00	.001	04/14/2021	20,000.00	.001	288
AG2005803	245736	3010	CRAIG T LINDA L POWELL	05/01/2020	100,000.00	.001	04/14/2021	100,000.00	.001	288
AG2006702	245737	3010	BENJAMIN AND MELISSA REH	05/01/2020	150,000.00	.001	04/14/2021	150,000.00	.001	288
AG2006710	245738	3010	REHM FARMS LLC	05/01/2020	150,000.00	.001	04/14/2021	150,000.00	.001	288
AG2006728	245739	3010	ROHR FARMS SERVICE LLC	05/01/2020	150,000.00	.001	04/14/2021	150,000.00	.001	288
AG2006736	245740	3010	ROSEDALE VENTURES LLC	05/01/2020	150,000.00	.001	04/14/2021	150,000.00	.001	288
AG2005761	245741	3010	ROSEDALE FARMS LLC	05/01/2020	150,000.00	.001	04/14/2021	150,000.00	.001	288
AG2006041	245742	3010	RUPRECHT FARM LLC	05/01/2020	100,000.00	.001	04/14/2021	100,000.00	.001	288
AG2006173	245743	3010	GALE WYVIONA SAUSER	05/01/2020	40,000.00	.001	04/14/2021	40,000.00	.001	288
AG2006744	245744	3010	CLIFFORD SCHEIBE	05/01/2020	50,000.00	.001	04/14/2021	50,000.00	.001	288
AG2006751	245745	3010	SHADE CREEK FARMS	05/01/2020	150,000.00	.001	04/14/2021	150,000.00	.001	288
AG2006769	245746	3010	SHOWALTER DAIRY FARMS LL	05/01/2020	150,000.00	.001	04/14/2021	150,000.00	.001	288
AG2006777	245747	3010	TYLER STAHL	05/01/2020	15,000.00	.001	04/14/2021	15,000.00	.001	288
AG2006785	245748	3010	STEINERS CUSTOM FARMING	05/01/2020	100,000.00	.001	04/14/2021	100,000.00	.001	288
AG2006793	245749	3010	STEINER GRAIN FARMS AG SE	05/01/2020	120,000.00	.001	04/14/2021	120,000.00	.001	288
AG2006801	245750	3010	STEVEN AND ALYSON STEINE	05/01/2020	10,000.00	.001	04/14/2021	10,000.00	.001	288
AG2006819	245751	3010	CRAIG E LYNELLE J STOLLER	05/01/2020	30,000.00	.001	04/14/2021	30,000.00	.001	288
AG2006827	245752	3010	BRADLEY MOLLY STULL	05/01/2020	35,000.00	.001	04/14/2021	35,000.00	.001	288
AG2006835	245753	3010	GREG CHALA TROYER	05/01/2020	75,000.00	.001	04/14/2021	75,000.00	.001	288
AG2006843	245754	3010	WASUKA FARMS INC	05/01/2020	150,000.00	.001	04/14/2021	150,000.00	.001	288
AG2005779	245755	3010	LAROY WEAVER	05/01/2020	50,000.00	.001	04/14/2021	50,000.00	.001	288
AG2006850	245756	3010	WILLIAM AND DARLA WEAVER	05/01/2020	80,000.00	.001	04/14/2021	80,000.00	.001	288
AG2006868	245757	3010	WILDWOOD LEGACY FARMS L	05/01/2020	25,000.00	.001	04/14/2021	25,000.00	.001	288
AG2006124	245758	3010	WINDY WAY FARMS LTD	05/01/2020	150,000.00	.001	04/14/2021	150,000.00	.001	288
AG2006876	245759	3010	SIMON YODER	05/01/2020	60,000.00	.001	04/14/2021	60,000.00	.001	288
AG2005944	245760	3010	IVAN ZIMMERMAN	05/01/2020	100,000.00	.001	04/14/2021	100,000.00	.001	288
AG2006884	245761	3010	JAMES MARY BETH RICHARD	05/01/2020	45,262.00	.001	04/14/2021	45,262.00	.001	288
AG2006892	245762	3010	TROY SHAUM	05/01/2020	75,000.00	.001	04/14/2021	75,000.00	.001	288
AG2006900	245763	3010	ROGER NEDRA STEINER	05/01/2020	100,000.00	.001	04/14/2021	100,000.00	.001	288



Run Date: 7/2/2020 6:33:45 AM

Investments Outstanding As Of Date: 6/30/2020

INVENTORY BY MATURITY REPORT

CUSIP	Investment #	Fund	Issuer	Purchase Date	Current Book	Current Rate	Maturity Date	Current Par	YTM	Days to Maturity
AG2005910	245764	3010	ELMER GRABER	05/01/2020	40,000.00	.001	04/14/2021	40,000.00	.001	288
AG2005712	245765	3010	ELI A MILLER	05/01/2020	75,000.00	.001	04/14/2021	75,000.00	.001	288
AG2006918	245766	3010	WILLOW BROOK DAIRY LLC	05/01/2020	150,000.00	.001	04/14/2021	150,000.00	.001	288
AG2006926	245767	3010	COWMOOCH DAIRY LLC	05/01/2020	150,000.00	.001	04/14/2021	150,000.00	.001	288
AG2006934	245768	3010	KIRT JULIE KEENER	05/01/2020	15,000.00	.001	04/14/2021	15,000.00	.001	288
AG2006942	245769	3010	JOHN PATRICIA STEINER	05/01/2020	20,000.00	.001	04/14/2021	20,000.00	.001	288
AG2005787	245770	3010	JAMES LINDA FISHER	05/01/2020	31,000.00	.001	04/14/2021	31,000.00	.001	288
AG2006959	245771	3010	JCB REDICK FARMS LLC	05/01/2020	150,000.00	.001	04/14/2021	150,000.00	.001	288
AG2006967	245772	3010	HERSHEY CROPLAND LLC	05/01/2020	10,000.00	.001	04/14/2021	10,000.00	.001	288
AG2006975	245773	3010	CALF COUNTRY FARMS LTD	05/01/2020	22,500.00	.001	04/14/2021	22,500.00	.001	288
AG2006983	245774	3010	ROBERT WINKLER	05/01/2020	50,000.00	.001	04/14/2021	50,000.00	.001	288
AG2005951	245775	3010	BAR LEE JERSEYS LLC	05/01/2020	30,000.00	.001	04/14/2021	30,000.00	.001	288
AG2006991	245776	3010	M D WALNUT VALLEY FARM LL	05/01/2020	50,000.00	.001	04/14/2021	50,000.00	.001	288
AG2007007	245777	3010	EDWARD CHARLOTTE SHOUP	05/01/2020	150,000.00	.001	04/14/2021	150,000.00	.001	288
AG2007015	245778	3010	DAVID CARSON	05/01/2020	30,300.00	.001	04/14/2021	30,300.00	.001	288
AG2007023	245779	3010	RYAN M EBERLY	05/01/2020	20,000.00	.001	04/14/2021	20,000.00	.001	288
AG2007031	245780	3010	EDWARD YODER	05/01/2020	100,000.00	.001	04/14/2021	100,000.00	.001	288
AG2005928	245781	3010	JEFFREY INA MILLER	05/01/2020	30,000.00	.001	04/14/2021	30,000.00	.001	288
AG2007049	245782	3010	AUSTIN WILSON	05/01/2020	20,000.00	.001	04/14/2021	20,000.00	.001	288
AG2007056	245783	3010	DANIEL A SCHLABACH	05/01/2020	12,000.00	.001	04/14/2021	12,000.00	.001	288
AG2007064	245784	3010	JOHN CANANKAMP	05/01/2020	50,000.00	.001	04/14/2021	50,000.00	.001	288
AG2006132	245785	3010	SOEHNLEN CATTLE COMPANY	05/01/2020	50,000.00	.001	04/14/2021	50,000.00	.001	288
AG2005795	245786	3010	SCOTT CHRISTINA FISHER	05/01/2020	7,500.00	.001	04/14/2021	7,500.00	.001	288
AG2007072	245787	3010	BESANCON FARMS INC	05/01/2020	130,000.00	.001	04/14/2021	130,000.00	.001	288
AG2007080	245788	3010	WNR FARMS LLC	05/01/2020	150,000.00	.001	04/14/2021	150,000.00	.001	288
AG2005936	245789	3010	SPRING GROVE LLC	05/01/2020	150,000.00	.001	04/14/2021	150,000.00	.001	288
AG2006140	245790	3010	NEW HORIZONS DEVELOPMEN	05/01/2020	150,000.00	.001	04/14/2021	150,000.00	.001	288
AG2005993	245791	3010	HICKORY TREE FARM	05/01/2020	150,000.00	.001	04/14/2021	150,000.00	.001	288
AG2007098	245935	3010	FIVE STAR FARMS OF FOSTOR	05/27/2020	60,000.00	.001	04/14/2021	60,000.00	.001	288
AG2007106	245936	3010	KARL KING	05/27/2020	125,000.00	.001	04/14/2021	125,000.00	.001	288
9128284G2	236445	1020	T 2 3-8 04-15-21	04/25/2018	9,923,437.50	2.375	04/15/2021	10,000,000.00	2.644	289
EC1901387	240828	3030	WARREN AND JENNIFER ROSS	04/22/2019	250,000.00	2.250	04/22/2021	250,000.00	2.250	296
EC1901395	240829	3030	JOEL AND JENNIFER STEWAR	04/22/2019	208,145.00	2.250	04/22/2021	208,145.00	2.250	296



Run Date: 7/2/2020 6:33:45 AM

Investments Outstanding As Of Date: 6/30/2020

INVENTORY BY MATURITY REPORT

CUSIP	Investment #	Fund	Issuer	Purchase Date	Current Book	Current Rate	Maturity Date	Current Par	YTM	Days to Maturity
EC1901379	240830	3030	ROBERT ZIRKER	04/22/2019	123,500.00	2.250	04/22/2021	123,500.00	2.250	296
EC1901361	240831	3030	JONATHAN NEELD	04/22/2019	175,007.00	2.250	04/22/2021	175,007.00	2.250	296
EC1901353	240832	3030	DANIEL DEUTSCH	04/22/2019	125,000.00	2.250	04/22/2021	125,000.00	2.250	296
EC1901346	240833	3030	BARBARA ETZWILER	04/22/2019	55,285.00	2.250	04/22/2021	55,285.00	2.250	296
EC1901338	240834	3030	DAVID SAXTON	04/22/2019	125,000.00	2.250	04/22/2021	125,000.00	2.250	296
LD1900561	240992	3050	OHIO VALLEY ANIMAL CLINIC	04/24/2019	93,855.00	2.250	04/23/2021	93,855.00	2.250	297
RE1900068	240993	3040	B.E. DAVIS TRUCKING LLC	04/24/2019	112,733.05	2.250	04/23/2021	112,733.05	2.250	297
EC1901460	241010	3030	JEFF MILLER	04/25/2019	350,000.00	2.250	04/23/2021	350,000.00	2.250	297
EC1901452	241011	3030	JUDITH CARTER	04/25/2019	22,971.00	2.250	04/23/2021	22,971.00	2.250	297
EC1901445	241012	3030	PATRICK COLLINS	04/25/2019	73,538.35	2.250	04/23/2021	73,538.35	2.250	297
EC1901437	241014	3030	DYLAN BORCHERS	04/25/2019	86,430.00	2.250	04/23/2021	86,430.00	2.250	297
EC1901429	241015	3030	HOLLY WALLNER	04/25/2019	250,000.00	2.250	04/23/2021	250,000.00	2.250	297
EC1901411	241016	3030	LISA WHEELER	04/25/2019	100,000.00	2.250	04/23/2021	100,000.00	2.250	297
EC1901403	241017	3030	ALISON YURATOVAC	04/25/2019	125,000.00	2.250	04/23/2021	125,000.00	2.250	297
90331HNP4	241373	1030	USB 3.15 04-26-21 BKNT	05/20/2019	5,056,417.55	3.150	04/26/2021	5,000,000.00	2.548	300
912828Q78	226800	1020	US TREASURY NOTE 1.375 4-3	05/16/2016	15,089,062.50	1.375	04/30/2021	15,000,000.00	1.251	304
EC1901478	241205	3030	Sabjoar Newaz	05/01/2019	82,000.00	2.250	04/30/2021	82,000.00	2.250	304
EC1901486	241206	3030	Kenneth Coning	05/01/2019	187,600.00	2.250	04/30/2021	187,600.00	2.250	304
0258M0EB1	243963	1030	AXP 2 1-4 05-05-21 MTN	01/08/2020	3,952,008.00	2.250	05/05/2021	3,930,000.00	1.819	309
0258M0EB1	244187	1030	AXP 2 1-4 05-05-21 MTN	01/30/2020	5,034,750.00	2.250	05/05/2021	5,000,000.00	1.691	309
0258M0EB1	244556	1030	AXP 2 1-4 05-05-21 MTN	03/04/2020	7,572,750.00	2.250	05/05/2021	7,500,000.00	1.410	309
0258M0EB1	244641	1030	AXP 2 1-4 05-05-21 MTN	03/10/2020	2,023,240.00	2.250	05/05/2021	2,000,000.00	1.231	309
037833AR1	228776	1030	AAPL 2.85 05-06-21	12/05/2016	3,171,018.30	2.850	05/06/2021	3,097,000.00	2.278	310
3135GOK69	228799	1010	FNMA 1 1-4 05-06-21	12/05/2016	9,762,300.00	1.250	05/06/2021	10,000,000.00	1.812	310
31358C7V2	178652	2000	FNMA STRIP	10/27/2006	2,283,419.60	.000	05/15/2021	4,895,000.00	5.309	319
912833LD0	181167	2000	US TREASURY STRIP	05/31/2007	24,490.50	.000	05/15/2021	50,000.00	5.180	319
912833LD0	181415	2000	US TREASURY STRIP	06/26/2007	23,777.50	.000	05/15/2021	50,000.00	5.425	319
912833LD0	181556	2000	US TREASURY STRIP	07/06/2007	24,218.50	.000	05/15/2021	50,000.00	5.300	319
912833LD0	181862	2000	US TREASURY STRIP	07/30/2007	49,258.00	.000	05/15/2021	100,000.00	5.200	319
912833LD0	182552	2000	US TREASURY STRIP	09/25/2007	50,030.00	.000	05/15/2021	100,000.00	5.143	319
912833LD0	186334	2010	US TREASURY STRIP	05/22/2008	4,162,709.74	.000	05/15/2021	7,538,000.00	4.627	319
912833LD0	186420	2000	US TREASURY STRIP	05/27/2008	27,829.00	.000	05/15/2021	50,000.00	4.570	319
912833LD0	186665	2000	US TREASURY STRIP	06/09/2008	13,735.75	.000	05/15/2021	25,000.00	4.685	319



Run Date: 7/2/2020 6:33:45 AM

Investments Outstanding As Of Date: 6/30/2020

INVENTORY BY MATURITY REPORT

CUSIP	Investment #	Fund	Issuer	Purchase Date	Current Book	Current Rate	Maturity Date	Current Par	YTM	Days to Maturity
912833LD0	187228	2000	US TREASURY STRIP	07/11/2008	5,596.70	.000	05/15/2021	10,000.00	4.570	319
912833LD0	192216	2000	US TREASURY STRIP	05/13/2009	90,420.00	.000	05/15/2021	150,000.00	4.261	319
912833LD0	193235	2000	US TREASURY STRIP	08/18/2009	29,674.86	.000	05/15/2021	50,000.00	4.493	319
912833LD0	197100	2000	US TREASURY STRIP	05/11/2010	196,327.15	.000	05/15/2021	306,000.00	4.071	319
912833LD0	197195	2000	US TREASURY STRIP	05/14/2010	16,078.75	.000	05/15/2021	25,000.00	4.052	319
912833LD0	198375	2000	US TREASURY STRIP	06/30/2010	34,237.00	.000	05/15/2021	50,000.00	3.513	319
912833LD0	198701	2000	US TREASURY STRIP	07/13/2010	68,000.00	.000	05/15/2021	100,000.00	3.590	319
912833LD0	205475	2000	US TREASURY STRIP	05/09/2011	70,191.00	.000	05/15/2021	100,000.00	3.565	319
912833LD0	206120	2000	US TREASURY STRIP	06/13/2011	72,981.00	.000	05/15/2021	100,000.00	3.200	319
912833LD0	206334	2000	US TREASURY STRIP	06/23/2011	36,345.00	.000	05/15/2021	50,000.00	3.250	319
912833LD0	206372	2000	US TREASURY STRIP	06/27/2011	36,334.50	.000	05/15/2021	50,000.00	3.257	319
912833LD0	210179	2000	US TREASURY STRIP	05/16/2012	42,577.50	.000	05/15/2021	50,000.00	1.794	319
912833LD0	210394	2000	US TREASURY STRIP	06/06/2012	44,089.50	.000	05/15/2021	50,000.00	1.412	319
912833LD0	210600	2000	US TREASURY STRIP	06/25/2012	43,385.50	.000	05/15/2021	50,000.00	1.603	319
912833LD0	214704	2000	US TREASURY STRIP	06/17/2013	43,053.00	.000	05/15/2021	50,000.00	1.900	319
912833LD0	218183	2000	US TREASURY STRIP	06/26/2014	42,831.50	.000	05/15/2021	50,000.00	2.260	319
912833LD0	218209	2000	US TREASURY STRIP	06/27/2014	42,770.00	.000	05/15/2021	50,000.00	2.282	319
912833LD0	218579	2000	US TREASURY STRIP	07/31/2014	43,111.00	.000	05/15/2021	50,000.00	2.195	319
912833LD0	222623	2000	US TREASURY STRIP	05/21/2015	223,615.00	.000	05/15/2021	250,000.00	1.873	319
912833LD0	226886	2000	US TREASURY STRI ZERO-% 5	05/26/2016	111,685.20	.000	05/15/2021	120,000.00	1.450	319
912833LD0	227313	2000	US TREASURY STRI ZERO-% 5	07/15/2016	47,474.50	.000	05/15/2021	50,000.00	1.075	319
912833LD0	227497	2000	US TREASURY STRI ZERO-% 5	07/29/2016	37,859.60	.000	05/15/2021	40,000.00	1.150	319
912833LD0	227668	2000	US TREASURY STRI ZERO-% 5	08/12/2016	94,623.00	.000	05/15/2021	100,000.00	1.165	319
912833LD0	231303	2000	S 0 05-15-21	05/11/2017	37,187.60	.000	05/15/2021	40,000.00	1.826	319
912833LD0	231585	2000	S 0 05-15-21	06/02/2017	37,412.00	.000	05/15/2021	40,000.00	1.700	319
9128284P2	236992	1020	T 2 5-8 05-15-21	06/08/2018	14,987,109.38	2.625	05/15/2021	15,000,000.00	2.655	319
912833LD0	237030	2000	S 0 05-15-21	06/14/2018	37,020.40	.000	05/15/2021	40,000.00	2.670	319
912833LD0	237315	2000	S 0 05-15-21	07/06/2018	37,113.20	.000	05/15/2021	40,000.00	2.638	319
912833LD0	237408	2000	S 0 05-15-21	07/12/2018	37,084.40	.000	05/15/2021	40,000.00	2.680	319
912833LD0	241254	2000	S 0 05-15-21	05/09/2019	38,204.80	.000	05/15/2021	40,000.00	2.290	319
912833LD0	241678	2000	S 0 05-15-21	06/21/2019	38,596.80	.000	05/15/2021	40,000.00	1.889	319
912833LD0	241903	2000	S 0 05-15-21	07/11/2019	38,586.00	.000	05/15/2021	40,000.00	1.960	319
912833LD0	242047	2000	S 0 05-15-21	07/22/2019	241,575.00	.000	05/15/2021	250,000.00	1.897	319



Run Date: 7/2/2020 6:33:45 AM

Investments Outstanding As Of Date: 6/30/2020

INVENTORY BY MATURITY REPORT

CUSIP	Investment #	Fund	Issuer	Purchase Date	Current Book	Current Rate	Maturity Date	Current Par	YTM	Days to Maturity
912833LD0	242097	2000	S 0 05-15-21	07/26/2019	38,701.20	.000	05/15/2021	40,000.00	1.838	319
912833LD0	245843	2000	S 0 05-15-21	05/18/2020	39,963.20	.000	05/15/2021	40,000.00	.093	319
912833LD0	246023	2000	S 0 05-15-21	06/12/2020	39,946.40	.000	05/15/2021	40,000.00	.145	319
912833LD0	246085	2000	S 0 05-15-21	06/19/2020	39,949.20	.000	05/15/2021	40,000.00	.140	319
166764BG4	229491	1030	CVX 2.1 05-16-21	02/09/2017	12,151,448.20	2.100	05/16/2021	12,245,000.00	2.288	320
14913Q2W8	244668	1030	CAT 2.65 05-17-21 I	03/12/2020	11,597,010.00	2.650	05/17/2021	11,420,000.00	1.322	321
89236TBJ3	245800	1030	TOYOTA 2 3-4 05-17-21 MTn	05/05/2020	5,080,800.00	2.750	05/17/2021	5,000,000.00	1.172	321
458140AW0	226807	1030	INTEL CORP 1.700 5-19-21	05/19/2016	9,988,500.00	1.700	05/19/2021	10,000,000.00	1.724	323
LD1900579	241417	3050	CONCRETE CORING COMPANY	05/22/2019	35,920.29	2.250	05/21/2021	35,920.29	2.250	325
LD1900587	241441	3050	ENVIROSCAPE ERSN CNTRL M	05/23/2019	400,000.00	2.250	05/21/2021	400,000.00	2.250	325
91159HHA1	230386	1030	USB 4 1-8 05-24-21 MTN	04/19/2017	10,746,700.00	4.125	05/24/2021	10,000,000.00	2.208	328
LD1900595	241449	3050	GRUNDER LANDSCAPING CO	05/24/2019	109,757.00	2.250	05/24/2021	109,757.00	2.250	328
LD1900603	241473	3050	JP MOHLER LLC	05/29/2019	413,944.80	2.250	05/28/2021	413,944.80	2.250	332
LD1900611	241500	3050	WRIGHT TIRE AND AUTO LLC	05/30/2019	400,000.00	1.490	05/28/2021	400,000.00	1.490	332
EC1901494	241501	3030	MARK KUCALABA	05/30/2019	350,000.00	2.250	05/28/2021	350,000.00	2.250	332
EC1901502	241502	3030	ERICA AND JOEL JORDAN	05/30/2019	160,000.00	2.250	05/28/2021	160,000.00	2.250	332
EC1901510	241503	3030	RAYMOND THOMSEN	05/30/2019	146,890.00	2.250	05/28/2021	146,890.00	2.250	332
EC1901528	241504	3030	WILLIAM BREX	05/30/2019	33,824.60	2.250	05/28/2021	33,824.60	2.250	332
EC1901536	241505	3030	SHANE MORRIS	05/30/2019	125,000.00	2.250	05/28/2021	125,000.00	2.250	332
EC1901544	241506	3030	EUGENE HUFFMAN	05/30/2019	100,000.00	2.250	05/28/2021	100,000.00	2.250	332
EC1901551	241507	3030	MICHAEL SILLA	05/30/2019	210,000.00	2.250	05/28/2021	210,000.00	2.250	332
EC1901569	241508	3030	CHRISTOPHER BUTLER	05/30/2019	160,000.00	2.250	05/28/2021	160,000.00	2.250	332
EC1901577	241509	3030	ROLLAND WALTERS	05/30/2019	203,000.00	2.250	05/28/2021	203,000.00	2.250	332
EC1901585	241510	3030	TIMOTHY BURCHFIELD	05/30/2019	196,000.00	2.250	05/28/2021	196,000.00	2.250	332
EC1901593	241511	3030	DYLAN BORCHERS	05/30/2019	63,570.00	2.250	05/28/2021	63,570.00	2.250	332
EC1901601	241512	3030	KENNETH STEFANCIN	05/30/2019	280,000.00	2.250	05/28/2021	280,000.00	2.250	332
EC1901619	241513	3030	KATHLEEN KISHPAUGH	05/30/2019	50,580.00	2.250	05/28/2021	50,580.00	2.250	332
EC1901627	241514	3030	KEVIN HESS	05/30/2019	250,000.00	2.250	05/28/2021	250,000.00	2.250	332
912828R77	227129	1020	US TREASURY NOTE 1.375 5-3	06/24/2016	15,112,500.00	1.375	05/31/2021	15,000,000.00	1.218	335
LD1900629	241520	3050	THE ART GALVANIZING WORK	05/31/2019	257,200.00	1.220	05/31/2021	257,200.00	1.220	335
EC1901635	241521	3030	KEITH MONICK	05/31/2019	65,000.00	2.250	05/31/2021	65,000.00	2.250	335
EC1901643	241522	3030	RONALD BOYED	05/31/2019	130,000.00	2.250	05/31/2021	130,000.00	2.250	335
EC1901650	241523	3030	DAVID MESSMORE	05/31/2019	86,529.55	2.250	05/31/2021	86,529.55	2.250	335



Run Date: 7/2/2020 6:33:45 AM

Investments Outstanding As Of Date: 6/30/2020

INVENTORY BY MATURITY REPORT

CUSIP	Investment #	Fund	Issuer	Purchase Date	Current Book	Current Rate	Maturity Date	Current Par	YTM	Days to Maturity
EC1901668	241524	3030	GREGORY AND LAURIE BATES	05/31/2019	118,200.00	2.250	05/31/2021	118,200.00	2.250	335
EC1901676	241525	3030	MARK AND CYNTHIA DEANGEL	05/31/2019	150,000.00	2.250	05/31/2021	150,000.00	2.250	335
EC1901684	241526	3030	LARRY CALLEN	05/31/2019	145,800.00	2.250	05/31/2021	145,800.00	2.250	335
EC1901692	241527	3030	DAVID SALYERS	05/31/2019	337,365.00	2.250	05/31/2021	337,365.00	2.250	335
RE1900076	241566	3040	MIAMI VALLEY POTTERY INC.	06/06/2019	15,000.00	2.250	06/04/2021	15,000.00	2.250	339
LD1900645	241585	3050	OH VALLEY ELECTRL SRVICES	06/10/2019	214,536.31	1.250	06/10/2021	214,536.31	1.250	345
LD1900637	241586	3050	DEANS LANDSCAPING INC	06/10/2019	161,352.00	1.250	06/10/2021	161,352.00	1.250	345
LD1900652	241616	3050	FISCUS TRUCKING EXCAVATI	06/12/2019	145,000.00	1.250	06/11/2021	145,000.00	1.250	346
EC1901700	241617	3030	ROBERT PHELPS	06/12/2019	193,800.81	1.250	06/11/2021	193,800.81	1.250	346
EC1901718	241618	3030	TERRI TOMAZIC	06/12/2019	75,000.00	1.250	06/11/2021	75,000.00	1.250	346
EC1901726	241619	3030	JOSHUA CIMINELLO	06/12/2019	75,000.00	1.250	06/11/2021	75,000.00	1.250	346
EC1901734	241740	3030	DANIEL AND CATHY LINK	06/20/2019	175,007.00	.900	06/18/2021	175,007.00	.900	353
LD1900660	241752	3050	J. MCCOY LUMBER CO. LTD	06/21/2019	338,720.87	.350	06/21/2021	338,720.87	.350	356
LD1900678	241753	3050	EVERYDAY HOMECARE LLC	06/21/2019	147,856.41	.350	06/21/2021	147,856.41	.350	356
931142EJ8	245536	1030	WMT 3.125 6-23-2021	04/23/2020	10,823,462.65	3.125	06/23/2021	10,505,000.00	.515	358
LD1900686	241812	3050	CONCRETE CORING COMPANY	06/26/2019	45,000.00	.000	06/25/2021	45,000.00	.000	360
912828S27	227261	1020	US TREASURY NOTE 1.125 6-3	07/08/2016	15,123,046.88	1.125	06/30/2021	15,000,000.00	.956	365
912828S27	228259	1020	US TREASURY NOTE 1.125 6-3	10/11/2016	14,886,328.13	1.125	06/30/2021	15,000,000.00	1.291	365
912828S27	233562	1020	T 1 1-8 06-30-21	09/01/2017	14,748,046.88	1.125	06/30/2021	15,000,000.00	1.579	365
LD2000015	241884	3050	LIBERTY LANES LLC	07/05/2019	10,437.80	1.500	07/05/2021	10,437.80	1.500	370
LD2000023	241896	3050	ZIEHLER LANDSCAPING LLC	07/08/2019	26,493.35	.000	07/08/2021	26,493.35	.000	373
EC2000015	241897	3030	DAVID WAGNER	07/08/2019	34,250.00	1.250	07/08/2021	34,250.00	1.250	373
02665WBF7	227542	1030	AMERICAN HONDA F 1.650 7-	08/01/2016	8,493,051.75	1.650	07/12/2021	8,475,000.00	1.605	377
EC2000023	241971	3030	JOHN D. WINNER	07/12/2019	120,000.00	.000	07/12/2021	120,000.00	.000	377
912828Y20	237686	1020	T 2 5-8 07-15-21	08/02/2018	9,955,859.38	2.625	07/15/2021	10,000,000.00	2.782	380
EC2000031	242000	3030	ADAM DANIELS	07/16/2019	112,850.00	.300	07/16/2021	112,850.00	.300	381
EC2000049	242001	3030	ERICA PARSLEY	07/16/2019	80,000.00	.300	07/16/2021	80,000.00	.300	381
EC2000056	242002	3030	JACOB HUFF	07/16/2019	98,000.00	.300	07/16/2021	98,000.00	.300	381
EC2000064	242003	3030	ASHLEY KUENNING	07/16/2019	57,038.65	.300	07/16/2021	57,038.65	.300	381
EC2000072	242004	3030	LARRY BASHOFF	07/16/2019	55,000.00	.300	07/16/2021	55,000.00	.300	381
EC2000080	242005	3030	MICHELLE THORNTON	07/16/2019	29,000.00	.300	07/16/2021	29,000.00	.300	381
EC2000098	242006	3030	CHRISTOPHER WEHR	07/16/2019	259,980.00	.300	07/16/2021	259,980.00	.300	381
EC2000106	242007	3030	ROBERT SARAH MARTIN HARP	07/16/2019	207,200.00	.300	07/16/2021	207,200.00	.300	381



Run Date: 7/2/2020 6:33:45 AM

Investments Outstanding As Of Date: 6/30/2020

INVENTORY BY MATURITY REPORT

CUSIP	Investment #	Fund	Issuer	Purchase Date	Current Book	Current Rate	Maturity Date	Current Par	YTM	Days to Maturity
EC2000114	242008	3030	JEREMY LUNA	07/16/2019	26,000.00	.300	07/16/2021	26,000.00	.300	381
EC2000122	242009	3030	EVAN BROWN	07/16/2019	229,992.50	.300	07/16/2021	229,992.50	.300	381
EC2000130	242010	3030	MARC BARRICELLI	07/16/2019	100,000.00	.300	07/16/2021	100,000.00	.300	381
EC2000148	242011	3030	MICHAEL & CHRISTINE KRESS	07/16/2019	50,000.00	.300	07/16/2021	50,000.00	.300	381
EC2000155	242012	3030	JOHN ROMOT	07/16/2019	75,000.00	.300	07/16/2021	75,000.00	.300	381
EC2000163	242013	3030	BRIGITTE AND WAYNE TOFTE	07/16/2019	81,015.00	.300	07/16/2021	81,015.00	.300	381
EC2000171	242014	3030	ERIC SIPE	07/16/2019	315,000.00	.300	07/16/2021	315,000.00	.300	381
EC2000189	242015	3030	GREG MCKAY	07/16/2019	192,500.00	.300	07/16/2021	192,500.00	.300	381
EC2000197	242063	3030	MATTHEW RAFFEL	07/19/2019	141,575.00	.000	07/19/2021	141,575.00	.000	384
3136G3D77	227330	1010	FNMA MULTI STEP 1.625 7-20	07/20/2016	15,000,000.00	1.625	07/20/2021	15,000,000.00	1.625	385
949746SA0	227443	1030	WELLS FARGO & CO 2.100 7-2	07/26/2016	5,005,000.00	2.100	07/26/2021	5,000,000.00	2.079	391
949746SA0	245875	1030	WFC 2.1 07-26-21	05/19/2020	7,566,568.75	2.100	07/26/2021	7,475,000.00	1.057	391
LD2000031	242177	3050	EDDIES LAWN AND LANDSCAP	07/30/2019	29,926.50	.000	07/30/2021	29,926.50	.000	395
912828S76	227654	1020	US TREASURY NOTE 1.125 7-3	08/09/2016	14,995,898.44	1.125	07/31/2021	15,000,000.00	1.131	396
912828S76	239551	1020	T 1 1-8 07-31-21	01/23/2019	4,824,023.44	1.125	07/31/2021	5,000,000.00	2.575	396
EC2000205	242219	3030	LINDSEY EWRY	08/05/2019	55,710.00	1.250	08/05/2021	55,710.00	1.250	401
EC2000213	242220	3030	DEBORAH FULTZ	08/05/2019	34,500.00	1.250	08/05/2021	34,500.00	1.250	401
EC2000221	242221	3030	STEVEN AND KAREN COOK	08/05/2019	221,900.00	1.250	08/05/2021	221,900.00	1.250	401
EC2000239	242222	3030	MICHELLE MCWHORTER	08/05/2019	210,560.00	1.250	08/05/2021	210,560.00	1.250	401
EC2000247	242223	3030	JEFFREY BRANCH	08/05/2019	344,952.51	1.250	08/05/2021	344,952.51	1.250	401
LD2000049	242248	3050	MORGANS STONE DIRTWORK	08/07/2019	27,280.00	.750	08/06/2021	27,280.00	.750	402
LD2000056	242273	3050	BAVARIAN CATERING LTD	08/08/2019	38,049.70	.750	08/06/2021	38,049.70	.750	402
EC2000379	242274	3030	MARK TOMSIC	08/08/2019	263,251.10	.300	08/06/2021	263,251.10	.300	402
EC2000361	242275	3030	SCARLET AND JASON HOLMES	08/08/2019	175,000.00	.300	08/06/2021	175,000.00	.300	402
EC2000353	242276	3030	JOHN STANTON	08/08/2019	350,000.00	.300	08/06/2021	350,000.00	.300	402
EC2000346	242277	3030	ALAN SAMUELS	08/08/2019	130,000.00	.300	08/06/2021	130,000.00	.300	402
EC2000338	242278	3030	DANIELLE SISSON	08/08/2019	78,100.00	.300	08/06/2021	78,100.00	.300	402
EC2000320	242279	3030	THOMAS AND KAREN ROHRER	08/08/2019	108,392.50	.300	08/06/2021	108,392.50	.300	402
EC2000312	242280	3030	JUDITH RUEHL	08/08/2019	339,654.00	.300	08/06/2021	339,654.00	.300	402
EC2000304	242281	3030	DENNIS COLEMAN	08/08/2019	50,757.15	.300	08/06/2021	50,757.15	.300	402
EC2000296	242282	3030	JOSEPH LINDSEY GERWIN BO	08/08/2019	216,006.00	.300	08/06/2021	216,006.00	.300	402
EC2000288	242283	3030	KEVIN SLATZER	08/08/2019	210,758.80	.300	08/06/2021	210,758.80	.300	402
EC2000270	242284	3030	JULIA AND CHARLES COHARA	08/08/2019	179,568.00	.300	08/06/2021	179,568.00	.300	402



Run Date: 7/2/2020 6:33:45 AM

Investments Outstanding As Of Date: 6/30/2020

INVENTORY BY MATURITY REPORT

CUSIP	Investment #	Fund	Issuer	Purchase Date	Current Book	Current Rate	Maturity Date	Current Par	YTM	Days to Maturity
EC2000254	242286	3030	BRIAN REAM	08/08/2019	100,000.00	.300	08/06/2021	100,000.00	.300	402
EC2000494	242297	3030	MALISSA AMOS	08/09/2019	39,130.00	.300	08/06/2021	39,130.00	.300	402
594918BP8	227710	1030	MICROSOFT CORP 1.550 8-08-	08/16/2016	10,022,000.00	1.550	08/08/2021	10,000,000.00	1.504	404
LD2000064	242295	3050	FOREST CITY COMPANIES INC	08/09/2019	243,365.71	1.220	08/09/2021	243,365.71	1.220	405
14912L6U0	243705	1030	CAT 1.7 08-09-21	12/12/2019	4,984,500.00	1.700	08/09/2021	5,000,000.00	1.890	405
3134G94E4	227529	1010	FHLMC DEBENTURE 1.500 8-1	08/10/2016	10,000,000.00	1.500	08/10/2021	10,000,000.00	1.500	406
EC2000387	242305	3030	TED MILLER	08/12/2019	154,845.00	.300	08/12/2021	154,845.00	.300	408
EC2000395	242306	3030	JOSHUA AND CAROLINE KUNK	08/12/2019	40,257.65	.300	08/12/2021	40,257.65	.300	408
EC2000403	242307	3030	WENDY NARAD	08/12/2019	62,000.00	.300	08/12/2021	62,000.00	.300	408
EC2000411	242308	3030	TRISTAN MURRAY	08/12/2019	73,780.00	.300	08/12/2021	73,780.00	.300	408
EC2000429	242309	3030	KATHLEEN BRYSON	08/12/2019	308,791.00	.300	08/12/2021	308,791.00	.300	408
EC2000437	242310	3030	GAROLD DYER	08/12/2019	136,660.00	.300	08/12/2021	136,660.00	.300	408
EC2000445	242311	3030	CRAIG KAVITHA AND PLOWGA	08/12/2019	217,225.00	.300	08/12/2021	217,225.00	.300	408
EC2000452	242312	3030	LISA MECHLING	08/12/2019	75,000.00	.300	08/12/2021	75,000.00	.300	408
EC2000460	242313	3030	MEREDITH PECK	08/12/2019	280,000.00	.300	08/12/2021	280,000.00	.300	408
EC2000478	242314	3030	ROBERT NEWMAN AND LINDA	08/12/2019	350,000.00	.300	08/12/2021	350,000.00	.300	408
EC2000486	242315	3030	JONATHAN LEONARD	08/12/2019	124,935.00	.300	08/12/2021	124,935.00	.300	408
912833LE8	178333	2000	US TREASURY STRIP	10/04/2006	24,277.50	.000	08/15/2021	50,000.00	4.920	411
912833LE8	178587	2000	US TREASURY STRIP	10/26/2006	65,704.56	.000	08/15/2021	138,000.00	5.076	411
912833LE8	178997	2000	US TREASURY STRIP	11/28/2006	24,808.50	.000	08/15/2021	50,000.00	4.820	411
912833LE8	182221	2000	US TREASURY STRIP	08/28/2007	49,631.00	.000	08/15/2021	100,000.00	5.080	411
912833LE8	182757	2000	US TREASURY STRIP	10/05/2007	50,705.00	.000	08/15/2021	100,000.00	4.960	411
912833LE8	188068	2000	US TREASURY STRIP	09/15/2008	29,050.00	.000	08/15/2021	50,000.00	4.249	411
912833LE8	188163	2010	US TREASURY STRIP	09/22/2008	339,684.48	.000	08/15/2021	576,000.00	4.137	411
912833LE8	193254	2000	US TREASURY STRIP	08/18/2009	58,879.25	.000	08/15/2021	100,000.00	4.466	411
912833LE8	199561	2000	US TREASURY STRIP	08/13/2010	34,594.00	.000	08/15/2021	50,000.00	3.375	411
912833LE8	200624	2000	US TREASURY STRIP	09/24/2010	71,034.00	.000	08/15/2021	100,000.00	3.165	411
912833LE8	207491	2000	US TREASURY STRIP	09/23/2011	40,528.50	.000	08/15/2021	50,000.00	2.134	411
912833LE8	207861	2000	US TREASURY STRIP	10/31/2011	79,323.00	.000	08/15/2021	100,000.00	2.380	411
912833LE8	207914	2000	US TREASURY STRIP	11/03/2011	39,611.50	.000	08/15/2021	50,000.00	2.395	411
912833LE8	211240	2000	US TREASURY STRIP	08/17/2012	43,207.00	.000	08/15/2021	50,000.00	1.630	411
912833LE8	211300	2000	US TREASURY STRIP	08/22/2012	85,578.00	.000	08/15/2021	100,000.00	1.742	411
912833LE8	215295	2000	US TREASURY STRIP	08/16/2013	41,120.00	.000	08/15/2021	50,000.00	2.460	411



Run Date: 7/2/2020 6:33:45 AM

Investments Outstanding As Of Date: 6/30/2020

INVENTORY BY MATURITY REPORT

CUSIP	Investment #	Fund	Issuer	Purchase Date	Current Book	Current Rate	Maturity Date	Current Par	YTM	Days to Maturity
912833LE8	215618	2000	US TREASURY STRIP	09/26/2013	41,365.50	.000	08/15/2021	50,000.00	2.419	411
912833LE8	215882	2000	US TREASURY STRIP	11/01/2013	84,203.00	.000	08/15/2021	100,000.00	2.220	411
912833LE8	218837	2000	US TREASURY STRIP	08/28/2014	344,292.00	.000	08/15/2021	400,000.00	2.165	411
912833LE8	219029	2000	US TREASURY STRIP	09/18/2014	85,300.00	.000	08/15/2021	100,000.00	2.315	411
912833LE8	219289	2000	US TREASURY STRIP	10/17/2014	35,012.00	.000	08/15/2021	40,000.00	1.960	411
912833LE8	224321	2000	USTREASURYSTRIP	10/08/2015	90,856.00	.000	08/15/2021	100,000.00	1.645	411
912833LE8	224483	2000	USTREASURYSTRIP	10/22/2015	90,730.00	.000	08/15/2021	100,000.00	1.680	411
912833LE8	224552	2000	USTREASURYSTRIP	10/29/2015	36,226.00	.000	08/15/2021	40,000.00	1.717	411
912833LE8	228089	2000	US TREASURY STRI ZERO-% 8	09/23/2016	47,019.00	.000	08/15/2021	50,000.00	1.260	411
912833LE8	228285	2000	US TREASURY STRI ZERO-% 8	10/14/2016	234,192.50	.000	08/15/2021	250,000.00	1.355	411
912833LE8	234128	2000	S O 08-15-21	10/26/2017	37,293.60	.000	08/15/2021	40,000.00	1.850	411
912833LE8	234152	2000	S O 08-15-21	10/26/2017	46,634.50	.000	08/15/2021	50,000.00	1.840	411
912833LE8	234187	2000	S O 08-15-21	10/27/2017	23,309.75	.000	08/15/2021	25,000.00	1.850	411
912833LE8	237890	2000	S O 08-15-21	08/23/2018	110,886.00	.000	08/15/2021	120,000.00	2.670	411
912833LE8	237917	2000	S O 08-15-21	08/23/2018	36,972.80	.000	08/15/2021	40,000.00	2.660	411
912833LE8	237930	2000	S O 08-15-21	08/23/2018	231,005.00	.000	08/15/2021	250,000.00	2.671	411
912833LE8	238207	2000	S O 08-15-21	09/13/2018	36,922.00	.000	08/15/2021	40,000.00	2.760	411
912833LE8	238692	2000	S O 08-15-21	10/25/2018	368,308.00	.000	08/15/2021	400,000.00	2.962	411
912833LE8	242338	2000	S O 08-15-21	08/19/2019	24,224.75	.000	08/15/2021	25,000.00	1.590	411
912833LE8	242567	2000	S O 08-15-21	09/06/2019	97,218.00	.000	08/15/2021	100,000.00	1.459	411
912833LE8	242660	2000	S O 08-15-21	09/12/2019	77,585.60	.000	08/15/2021	80,000.00	1.599	411
912833LE8	242797	2000	S O 08-15-21	09/23/2019	242,092.50	.000	08/15/2021	250,000.00	1.704	411
084670BC1	244599	1030	BRK 3 3-4 08-15-21	03/06/2020	2,960,751.00	3.750	08/15/2021	2,850,000.00	1.027	411
3130A9B34	227877	1010	FHLB MULTI STEP .750 8-24-2	09/08/2016	15,000,000.00	1.620	08/24/2021	15,000,000.00	1.620	420
LD2000072	242502	3050	ZIEHLER LANDSCAPING LLC	08/26/2019	42,735.00	.000	08/26/2021	42,735.00	.000	422
LD2000080	242524	3050	MATTHEW BRUN ENTERPRISE	08/27/2019	400,000.00	.900	08/27/2021	400,000.00	.900	423
LD2000098	242533	3050	WB METALS LLC	08/28/2019	32,000.00	.000	08/27/2021	32,000.00	.000	423
RE2000017	242554	3040	SPRINTER RENTER LLC	08/30/2019	311,350.00	.000	08/30/2021	311,350.00	.000	426
9128282F6	227998	1020	US TREASURY NOTE 1.125 8-3	09/13/2016	14,932,031.25	1.125	08/31/2021	15,000,000.00	1.219	427
9128282F6	233563	1020	T 1 1-8 08-31-21	09/01/2017	14,724,609.38	1.125	08/31/2021	15,000,000.00	1.601	427
191216BY5	227911	1030	COCA COLA COMPAN 1.550 9-	09/02/2016	5,005,500.00	1.550	09/01/2021	5,000,000.00	1.527	428
LD2000106	242597	3050	SUNDAES ICE CREAM LLC	09/04/2019	72,033.00	.750	09/03/2021	72,033.00	.750	430
LD2000114	242642	3050	PORTER JACKSON INC	09/06/2019	365,500.00	.000	09/06/2021	365,500.00	.000	433



Run Date: 7/2/2020 6:33:45 AM

Investments Outstanding As Of Date: 6/30/2020

INVENTORY BY MATURITY REPORT

CUSIP	Investment #	Fund	Issuer	Purchase Date	Current Book	Current Rate	Maturity Date	Current Par	YTM	Days to Maturity
14913Q2N8	244177	1030	CAT 3.15 09-07-21	01/29/2020	5,764,633.60	3.150	09/07/2021	5,632,000.00	1.657	434
02665WBG5	227974	1030	AMERICAN HONDA F 1.700 9-	09/12/2016	10,001,400.00	1.700	09/09/2021	10,000,000.00	1.697	436
3134A4BU7	178679	2000	FHLMC STRIP	10/31/2006	3,050,379.20	.000	09/15/2021	6,590,000.00	5.247	442
3134A4BU7	178682	2000	FHLMC STRIP	10/31/2006	192,822.21	.000	09/15/2021	421,000.00	5.320	442
RE2000025	242752	3040	ZAGMAN PROPERTIES LLC	09/16/2019	40,000.00	1.220	09/16/2021	40,000.00	1.220	443
LD2000122	242771	3050	WAIBEL ENERGY SYSTEMS IN	09/17/2019	60,980.18	.000	09/17/2021	60,980.18	.000	444
LD2000148	242772	3050	WAIBEL ENERGY SYSTEMS IN	09/17/2019	91,057.33	.000	09/17/2021	91,057.33	.000	444
LD2000130	242773	3050	WAIBEL ENERGY SYSTEMS IN	09/17/2019	79,655.00	.001	09/17/2021	79,655.00	.001	444
LD2000155	242790	3050	EDDIES LAWN AND LANDSCAP	09/18/2019	50,525.00	.000	09/17/2021	50,525.00	.000	444
EC2000494	242826	3030	BRADFORD MALLORY	09/19/2019	14,611.00	.000	09/17/2021	14,611.00	.000	444
EC2000502	242827	3030	RACHEL MINNEY	09/19/2019	176,719.20	.000	09/17/2021	176,719.20	.000	444
88579YAU5	228041	1030	3 M CO 1.625 9-19-21	09/20/2016	7,035,700.00	1.625	09/19/2021	7,000,000.00	1.519	446
48128GW30	238337	1030	JPM Float 09-21-21 000B	09/21/2018	10,000,000.00	2.189	09/21/2021	10,000,000.00	2.189	448
EC2000510	242899	3030	MICHELLE SMITH	09/25/2019	61,500.00	.300	09/24/2021	61,500.00	.300	451
EC2000528	242900	3030	CHAD BRAHLER	09/25/2019	146,790.00	.300	09/24/2021	146,790.00	.300	451
EC2000635	242901	3030	WADE MCMINN III	09/25/2019	250,000.00	.300	09/24/2021	250,000.00	.300	451
EC2000627	242902	3030	CLINTON ALLERTON	09/25/2019	350,000.00	.300	09/24/2021	350,000.00	.300	451
EC2000619	242903	3030	IAN MACCONNELL	09/25/2019	350,000.00	.300	09/24/2021	350,000.00	.300	451
EC2000601	242904	3030	CHEYENNE CUCCIA	09/25/2019	250,000.00	.300	09/24/2021	250,000.00	.300	451
EC2000593	242905	3030	BRETT BUTLER	09/25/2019	150,000.00	.300	09/24/2021	150,000.00	.300	451
EC2000551	242906	3030	THOMAS AND JOY SLEMMER	09/25/2019	350,000.00	.300	09/24/2021	350,000.00	.300	451
EC2000569	242907	3030	BLAINE LANGANKE	09/25/2019	115,000.00	.300	09/24/2021	115,000.00	.300	451
EC2000577	242908	3030	LISA FARMER	09/25/2019	50,000.00	.300	09/24/2021	50,000.00	.300	451
EC2000585	242909	3030	BRIAN BURGGRAP	09/25/2019	31,265.00	.300	09/24/2021	31,265.00	.300	451
EC2000544	242910	3030	BRIAN MYERS	09/25/2019	167,790.00	.300	09/24/2021	167,790.00	.300	451
EC2000536	242911	3030	MARGARET PRATER	09/25/2019	31,430.00	.300	09/24/2021	31,430.00	.300	451
LD2000163	242935	3050	MARKS HOMEMADE ICE CREA	09/26/2019	190,000.00	1.460	09/24/2021	190,000.00	1.460	451
EC2000643	242936	3030	MELISSA WENZINGER	09/26/2019	90,000.00	.300	09/24/2021	90,000.00	.300	451
EC2000734	242937	3030	GEOFFREY WILLOUGHBY	09/26/2019	193,690.00	.300	09/24/2021	193,690.00	.300	451
EC2000726	242938	3030	ROBERT FULPER	09/26/2019	70,000.00	.300	09/24/2021	70,000.00	.300	451
EC2000718	242939	3030	CAROLE HOLT	09/26/2019	47,805.00	.300	09/24/2021	47,805.00	.300	451
EC2000700	242940	3030	JAMIE DEIST	09/26/2019	340,515.00	.300	09/24/2021	340,515.00	.300	451
EC2000692	242941	3030	RONALD ROMAN	09/26/2019	165,000.00	.300	09/24/2021	165,000.00	.300	451



Run Date: 7/2/2020 6:33:45 AM

Investments Outstanding As Of Date: 6/30/2020

INVENTORY BY MATURITY REPORT

CUSIP	Investment #	Fund	Issuer	Purchase Date	Current Book	Current Rate	Maturity Date	Current Par	YTM	Days to Maturity
EC2000684	242942	3030	ROBERT PASQUINUCCI	09/26/2019	25,000.00	.300	09/24/2021	25,000.00	.300	451
EC2000676	242943	3030	THOMAS GARRA	09/26/2019	238,680.00	.300	09/24/2021	238,680.00	.300	451
EC2000668	242944	3030	JEREMY DUFFIELD	09/26/2019	245,000.00	.300	09/24/2021	245,000.00	.300	451
EC2000650	242945	3030	RICHARD STONE	09/26/2019	66,835.00	.300	09/24/2021	66,835.00	.300	451
EC2000742	242957	3030	ANDREW RACHUBA	09/27/2019	80,225.00	.300	09/27/2021	80,225.00	.300	454
EC2000767	242958	3030	JORDAN MILLER	09/27/2019	135,000.00	.300	09/27/2021	135,000.00	.300	454
EC2000759	242959	3030	MARK CARPER	09/27/2019	56,875.00	.300	09/27/2021	56,875.00	.300	454
EC2000775	242960	3030	MARK CARPER	09/27/2019	68,230.00	.300	09/27/2021	68,230.00	.300	454
EC2000783	242961	3030	GEORGE ROTH	09/27/2019	75,000.00	.300	09/27/2021	75,000.00	.300	454
EC2000791	242962	3030	ELIJAH COLE	09/27/2019	184,800.00	.300	09/27/2021	184,800.00	.300	454
EC2000809	242963	3030	CAROL KYER	09/27/2019	125,000.00	.300	09/27/2021	125,000.00	.300	454
EC2000817	242964	3030	JESSIE THACKER	09/27/2019	100,000.00	.300	09/27/2021	100,000.00	.300	454
EC2000825	242965	3030	ROBERT FULPER	09/27/2019	207,396.00	.300	09/27/2021	207,396.00	.300	454
EC2000833	242966	3030	BENJAMIN GERTEN	09/27/2019	350,000.00	.300	09/27/2021	350,000.00	.300	454
EC2000841	242967	3030	KIRRA KINNEY	09/27/2019	57,500.00	.300	09/27/2021	57,500.00	.300	454
912828T34	228217	1020	US TREASURY NOTE 1.125 9-3	10/05/2016	14,950,781.25	1.125	09/30/2021	15,000,000.00	1.193	457
912828T34	228247	1020	US TREASURY NOTE 1.125 9-3	10/07/2016	9,933,593.75	1.125	09/30/2021	10,000,000.00	1.263	457
EC2000858	242982	3030	CHRISTOPHER AND DEBORAH	09/30/2019	306,152.00	.300	09/30/2021	306,152.00	.300	457
EC2000866	242983	3030	DAVID ROSENTHAL AND SARA	09/30/2019	245,000.00	.300	09/30/2021	245,000.00	.300	457
EC2000874	242984	3030	PHILIP AND TERESA FRANTZ	09/30/2019	118,860.00	.300	09/30/2021	118,860.00	.300	457
EC2000882	242985	3030	TERRANCE AND SHARON MAN	09/30/2019	60,000.00	.300	09/30/2021	60,000.00	.300	457
EC2000890	242986	3030	GREG GAMIER AND JEFFREY L	09/30/2019	75,000.00	.300	09/30/2021	75,000.00	.300	457
EC2000908	242987	3030	KEITH SCHEIDERER	09/30/2019	307,097.00	.300	09/30/2021	307,097.00	.300	457
EC2000916	242988	3030	BRUCE HECKMAN	09/30/2019	110,030.00	.300	09/30/2021	110,030.00	.300	457
EC2000924	242989	3030	WILLIAM FIKTER	09/30/2019	69,825.00	.300	09/30/2021	69,825.00	.300	457
EC2000932	242990	3030	MARK STATEN	09/30/2019	60,000.00	.300	09/30/2021	60,000.00	.300	457
EC2000940	242991	3030	MATTHEW SWORD	09/30/2019	123,000.00	.300	09/30/2021	123,000.00	.300	457
EC2000957	242992	3030	CARLA KRAUS	09/30/2019	170,155.00	.300	09/30/2021	170,155.00	.300	457
EC2000965	242993	3030	CLAUDIA MILLER	09/30/2019	99,774.00	.300	09/30/2021	99,774.00	.300	457
EC2000973	242994	3030	SEAN HOOVER	09/30/2019	80,125.00	.300	09/30/2021	80,125.00	.300	457
EC2000981	242995	3030	ROMESH ADURY	09/30/2019	208,750.00	.300	09/30/2021	208,750.00	.300	457
458140AJ9	228372	1030	INTEL CORP 3.300 10-01-21	10/24/2016	5,681,004.16	3.300	10/01/2021	5,288,000.00	1.723	458
14912L7D7	243489	1030	CAT 1.931 10-01-21	11/22/2019	10,015,550.00	1.931	10/01/2021	10,000,000.00	1.845	458



Run Date: 7/2/2020 6:33:45 AM

Investments Outstanding As Of Date: 6/30/2020

INVENTORY BY MATURITY REPORT

CUSIP	Investment #	Fund	Issuer	Purchase Date	Current Book	Current Rate	Maturity Date	Current Par	YTM	Days to Maturity
713448DL9	228221	1030	PEPSICO INC 1.700 10-06-21	10/07/2016	9,992,400.00	1.700	10/06/2021	10,000,000.00	1.716	463
3135G0Q89	228353	1010	FNMA DEBENTURE 1.375 10-0	10/19/2016	9,979,000.00	1.375	10/07/2021	10,000,000.00	1.419	464
3135G0Q89	228730	1010	FNMA DEBENTURE	11/25/2016	4,869,375.00	1.375	10/07/2021	5,000,000.00	1.940	464
LD2000171	243083	3050	LAKESIDE PROPANE LLC	10/09/2019	300,000.00	.500	10/08/2021	300,000.00	.500	465
EC2000999	243084	3030	MATT STEPHENS	10/09/2019	96,865.00	.000	10/08/2021	96,865.00	.000	465
24422ERH4	244416	1030	DE 3.15 10-15-21 MTN	02/21/2020	7,787,948.00	3.150	10/15/2021	7,600,000.00	1.624	472
LD2000189	243178	3050	AK READY MIX	10/23/2019	20,000.00	.000	10/22/2021	20,000.00	.000	479
94988J5T0	243596	1030	WFC 3 5-8 10-22-21 BKNT	12/04/2019	5,147,400.00	3.625	10/22/2021	5,000,000.00	2.021	479
94988J5T0	244189	1030	WFC 3 5-8 10-22-21 BKNT	01/30/2020	5,155,875.00	3.625	10/22/2021	5,000,000.00	1.784	479
LD2000197	243217	3050	A1 PRINTING LLC	10/28/2019	400,000.00	1.460	10/28/2021	400,000.00	1.460	485
LD2000205	243227	3050	INDOOR ENVIRONMENTAL SP	10/29/2019	35,509.40	.000	10/29/2021	35,509.40	.000	486
912828T67	228446	1020	US TREASURY NOTE 1.250 10-	10/31/2016	9,967,968.75	1.250	10/31/2021	10,000,000.00	1.316	488
912828T67	228604	1020	US TREASURY NOTE 1.250 10-	11/10/2016	9,888,671.88	1.250	10/31/2021	10,000,000.00	1.483	488
912828T67	242949	1020	T 1 1-4 10-31-21	09/30/2019	9,916,796.88	1.250	10/31/2021	10,000,000.00	1.658	488
912828YP9	243501	1020	T 1 1-2 10-31-21	11/25/2019	9,984,375.00	1.500	10/31/2021	10,000,000.00	1.582	488
742718EQ8	228540	1030	PROCTER & GAMBLE 1.700 11	11/08/2016	5,015,250.00	1.700	11/03/2021	5,000,000.00	1.636	491
742718EQ8	228769	1030	PG 1.7 11-03-21	12/02/2016	1,509,939.20	1.700	11/03/2021	1,532,000.00	2.009	491
RE2000033	243289	3040	JASON RODZINAK	11/05/2019	72,700.00	.000	11/05/2021	72,700.00	.000	493
AG2000408	243336	3010	MARK BECK	11/07/2019	90,000.00	.001	11/05/2021	90,000.00	.001	493
EC2001112	243348	3030	JEROME LINNEMAN	11/08/2019	232,382.85	.300	11/08/2021	232,382.85	.300	496
EC2001104	243349	3030	MICHAEL AND JESSICA WAGN	11/08/2019	115,000.00	.300	11/08/2021	115,000.00	.300	496
EC2001096	243350	3030	AMY TACKETT	11/08/2019	225,120.00	.300	11/08/2021	225,120.00	.300	496
EC2001088	243351	3030	STEVEN DIFFENDERFER	11/08/2019	176,575.00	.300	11/08/2021	176,575.00	.300	496
EC2001070	243352	3030	MINGYI WENG	11/08/2019	175,007.00	.300	11/08/2021	175,007.00	.300	496
EC2001062	243353	3030	ZACHARY PASKIET	11/08/2019	235,626.30	.300	11/08/2021	235,626.30	.300	496
EC2001054	243354	3030	TODD FLYR	11/08/2019	187,250.00	.300	11/08/2021	187,250.00	.300	496
EC2001047	243355	3030	SHONEE TURNER	11/08/2019	175,000.00	.300	11/08/2021	175,000.00	.300	496
EC2001039	243356	3030	REBECCA ROBERTS	11/08/2019	65,000.00	.300	11/08/2021	65,000.00	.300	496
EC2001021	243357	3030	JACK FIGGINS II	11/08/2019	175,064.00	.300	11/08/2021	175,064.00	.300	496
EC2001005	243358	3030	TERRENCE SULLIVAN	11/08/2019	59,145.85	.300	11/08/2021	59,145.85	.300	496
EC2001013	243359	3030	JOHN MALONE	11/08/2019	75,000.00	.300	11/08/2021	75,000.00	.300	496
3134GBJV5	231215	1010	FHLMC 1 1-4 11-10-21	05/10/2017	4,996,000.00	2.350	11/10/2021	5,000,000.00	2.374	498
EC2001211	243371	3030	VINCE CONTINI	11/12/2019	232,519.00	.300	11/12/2021	232,519.00	.300	500



Run Date: 7/2/2020 6:33:45 AM

Investments Outstanding As Of Date: 6/30/2020

INVENTORY BY MATURITY REPORT

CUSIP	Investment #	Fund	Issuer	Purchase Date	Current Book	Current Rate	Maturity Date	Current Par	YTM	Days to Maturity
EC2001203	243372	3030	VLAD COTARLAN	11/12/2019	350,000.00	.300	11/12/2021	350,000.00	.300	500
EC2001195	243373	3030	MEGAN JOHNSON	11/12/2019	74,935.00	.300	11/12/2021	74,935.00	.300	500
EC2001187	243374	3030	STEPHANIE AND FRED PAGAC	11/12/2019	350,000.00	.300	11/12/2021	350,000.00	.300	500
EC2001161	243375	3030	JOSEPH KOSTELNIK	11/12/2019	259,000.00	.300	11/12/2021	259,000.00	.300	500
EC2001179	243376	3030	WILLIAM FERGUSON	11/12/2019	70,000.00	.300	11/12/2021	70,000.00	.300	500
EC2001153	243377	3030	SARA WARD	11/12/2019	348,446.84	.300	11/12/2021	348,446.84	.300	500
EC2001146	243378	3030	KENNETH ORWIG	11/12/2019	69,780.00	.300	11/12/2021	69,780.00	.300	500
EC2001138	243379	3030	KAREN DAVIS	11/12/2019	30,775.00	.300	11/12/2021	30,775.00	.300	500
EC2001120	243380	3030	KENNETH ORWIG	11/12/2019	24,000.00	.300	11/12/2021	24,000.00	.300	500
EC2001310	243446	3030	CHARLES DEBOLT	11/14/2019	269,570.00	.300	11/12/2021	269,570.00	.300	500
EC2001302	243447	3030	BERNADETTE CHEN AND ERIC	11/14/2019	350,000.00	.300	11/12/2021	350,000.00	.300	500
EC2001294	243448	3030	AUBREY LITTLE	11/14/2019	110,410.00	.300	11/12/2021	110,410.00	.300	500
EC2001278	243449	3030	CONNIE YERIAN	11/14/2019	29,475.00	.300	11/12/2021	29,475.00	.300	500
EC2001286	243450	3030	BRITTANY JOHNSON	11/14/2019	59,120.00	.300	11/12/2021	59,120.00	.300	500
EC2001260	243451	3030	JEROME SCHAUB	11/14/2019	100,000.00	.300	11/12/2021	100,000.00	.300	500
EC2001245	243452	3030	LESTER FARLEY	11/14/2019	55,475.00	.300	11/12/2021	55,475.00	.300	500
EC2001252	243453	3030	CYNTHIA BODIE	11/14/2019	85,000.00	.300	11/12/2021	85,000.00	.300	500
EC2001237	243454	3030	ROBIN AND GARY BENSON	11/14/2019	108,080.00	.300	11/12/2021	108,080.00	.300	500
EC2001229	243455	3030	TIMOTHY HOLZMANN	11/14/2019	185,000.00	.300	11/12/2021	185,000.00	.300	500
14913Q3D9	244196	1030	CAT Float 11-12-21 MTN	01/31/2020	5,009,040.00	.635	11/12/2021	5,000,000.00	.514	500
912833LF5	179295	2000	US TREASURY STRIP	12/18/2006	122,757.50	.000	11/15/2021	250,000.00	4.828	503
912833LF5	179701	2000	US TREASURY STRIP	01/31/2007	70,956.00	.000	11/15/2021	150,000.00	5.127	503
912833LF5	183731	2000	US TREASURY STRIP	12/05/2007	26,815.00	.000	11/15/2021	50,000.00	4.518	503
912833LF5	183938	2000	US TREASURY STRIP	12/19/2007	51,285.00	.000	11/15/2021	100,000.00	4.860	503
912833LF5	184228	2000	US TREASURY STRIP	01/10/2008	80,970.00	.000	11/15/2021	150,000.00	4.503	503
912833LF5	189215	2000	US TREASURY STRIP	11/21/2008	54,777.00	.000	11/15/2021	100,000.00	4.690	503
912833LF5	189261	2000	US TREASURY STRIP	11/21/2008	2,900.00	.000	11/15/2021	5,000.00	4.240	503
912833LF5	189960	2000	US TREASURY STRIP	01/12/2009	156,332.50	.000	11/15/2021	250,000.00	3.690	503
912833LF5	190248	2000	US TREASURY STRIP	02/04/2009	59,801.00	.000	11/15/2021	100,000.00	4.065	503
912833LF5	194194	2000	US TREASURY STRIP	11/24/2009	61,591.00	.000	11/15/2021	100,000.00	4.088	503
912833LF5	194727	2000	US TREASURY STRIP	01/28/2010	30,544.50	.000	11/15/2021	50,000.00	4.222	503
912833LF5	201933	2000	US TREASURY STRIP	11/17/2010	35,344.50	.000	11/15/2021	50,000.00	3.180	503
912833LF5	202148	2000	US TREASURY STRIP	11/24/2010	34,551.00	.000	11/15/2021	50,000.00	3.396	503



Run Date: 7/2/2020 6:33:45 AM

Investments Outstanding As Of Date: 6/30/2020

INVENTORY BY MATURITY REPORT

CUSIP	Investment #	Fund	Issuer	Purchase Date	Current Book	Current Rate	Maturity Date	Current Par	YTM	Days to Maturity
912833LF5	203388	2000	US TREASURY STRIP	01/31/2011	66,261.00	.000	11/15/2021	100,000.00	3.852	503
912833LF5	212190	2000	US TREASURY STRIP	11/30/2012	130,705.50	.000	11/15/2021	150,000.00	1.543	503
912833LF5	212320	2000	US TREASURY STRIP	12/13/2012	306,099.50	.000	11/15/2021	350,000.00	1.508	503
912833LF5	212649	2000	US TREASURY STRIP	01/17/2013	42,963.00	.000	11/15/2021	50,000.00	1.726	503
912833LF5	216069	2000	US TREASURY STRIP	11/21/2013	41,378.00	.000	11/15/2021	50,000.00	2.385	503
912833LF5	216414	2000	US TREASURY STRIP	01/09/2014	80,998.00	.000	11/15/2021	100,000.00	2.703	503
912833LF5	219691	2000	US TREASURY STRIP	11/20/2014	215,610.00	.000	11/15/2021	250,000.00	2.130	503
912833LF5	220244	2000	US TREASURY STRIP	01/09/2015	44,316.00	.000	11/15/2021	50,000.00	1.770	503
912833LF5	220346	2000	US TREASURY STRIP	01/20/2015	89,074.00	.000	11/15/2021	100,000.00	1.704	503
912833LF5	220432	2000	US TREASURY STRIP	01/26/2015	89,728.00	.000	11/15/2021	100,000.00	1.600	503
912833LF5	220453	2000	US TREASURY STRIP	01/26/2015	44,760.00	.000	11/15/2021	50,000.00	1.634	503
912833LF5	220472	2000	US TREASURY STRIP	01/26/2015	35,842.80	.000	11/15/2021	40,000.00	1.620	503
912833LF5	220501	2000	US TREASURY STRIP	01/27/2015	223,725.00	.000	11/15/2021	250,000.00	1.640	503
912833LF5	220605	2000	US TREASURY STRIP	01/29/2015	222,852.50	.000	11/15/2021	250,000.00	1.699	503
912833LF5	225020	2000	USTREASURYSTRIP	12/24/2015	222,765.00	.000	11/15/2021	250,000.00	1.967	503
912833LF5	225341	2000	USTREASURYSTRIP	02/04/2016	91,102.00	.000	11/15/2021	100,000.00	1.620	503
912833LF5	228570	2000	US TREASURY STRI ZERO-% 1	11/14/2016	16,781.58	.000	11/15/2021	18,000.00	1.406	503
912833LF5	229105	2000	S O 11-15-21	01/12/2017	18,194.00	.000	11/15/2021	20,000.00	1.965	503
912833LF5	229107	2000	S O 11-15-21	01/12/2017	18,194.00	.000	11/15/2021	20,000.00	1.965	503
912833LF5	229270	2000	S O 11-15-21	01/26/2017	227,652.50	.000	11/15/2021	250,000.00	1.960	503
912833LF5	229396	2000	S O 11-15-21	02/02/2017	36,386.40	.000	11/15/2021	40,000.00	1.990	503
912833LF5	234356	2000	S O 11-15-21	11/16/2017	92,573.00	.000	11/15/2021	100,000.00	1.940	503
912833LF5	234929	2000	S O 11-15-21	01/25/2018	36,612.40	.000	11/15/2021	40,000.00	2.340	503
912833LF5	235054	2000	S O 11-15-21	02/02/2018	36,590.00	.000	11/15/2021	40,000.00	2.370	503
912833LF5	243382	2000	S O 11-15-21	11/15/2019	38,676.00	.000	11/15/2021	40,000.00	1.690	503
912833LF5	243622	2000	S O 11-15-21	12/09/2019	38,808.40	.000	11/15/2021	40,000.00	1.570	503
912833LF5	243718	2000	S O 11-15-21	12/16/2019	38,753.60	.000	11/15/2021	40,000.00	1.660	503
90331HNX7	243292	1030	USB 3.45 11-16-21 BKNT	11/07/2019	1,101,297.50	3.450	11/16/2021	1,070,000.00	1.969	504
90331HNX7	244357	1030	USB 3.45 11-16-21 BKNT	02/13/2020	5,150,064.55	3.450	11/16/2021	5,000,000.00	1.709	504
90331HNX7	244515	1030	USB 3.45 11-16-21 BKNT	02/28/2020	7,423,047.60	3.450	11/16/2021	7,188,000.00	1.512	504
LD2000213	243483	3050	RAMCO ELECTRIC MOTORS	11/20/2019	162,569.00	.150	11/19/2021	162,569.00	.150	507
EC2001419	243504	3030	JEAN BYERLY	11/21/2019	57,500.00	.300	11/19/2021	57,500.00	.300	507
EC2001328	243505	3030	KIM AMBROSE	11/21/2019	106,775.00	.300	11/19/2021	106,775.00	.300	507



Run Date: 7/2/2020 6:33:45 AM

Investments Outstanding As Of Date: 6/30/2020

INVENTORY BY MATURITY REPORT

CUSIP	Investment #	Fund	Issuer	Purchase Date	Current Book	Current Rate	Maturity Date	Current Par	YTM	Days to Maturity
EC2001336	243506	3030	STEVEN FRIEDMAN	11/21/2019	64,500.00	.300	11/19/2021	64,500.00	.300	507
EC2001344	243507	3030	MICHAEL COLLETT	11/21/2019	108,640.00	.300	11/19/2021	108,640.00	.300	507
EC2001351	243508	3030	KIMBERLY AND JEFFREY PARR	11/21/2019	125,000.00	.300	11/19/2021	125,000.00	.300	507
EC2001369	243509	3030	SCOTT MACKENZIE	11/21/2019	218,732.92	.300	11/19/2021	218,732.92	.300	507
EC2001377	243510	3030	CHRISTOPHER RISMILLER	11/21/2019	176,330.00	.300	11/19/2021	176,330.00	.300	507
EC2001385	243511	3030	JONATHAN KENNEDY	11/21/2019	190,904.00	.300	11/19/2021	190,904.00	.300	507
EC2001393	243512	3030	KAMMY CUNNINGHAM	11/21/2019	350,000.00	.300	11/19/2021	350,000.00	.300	507
EC2001401	243513	3030	THOMAS ZENO	11/21/2019	194,104.75	.300	11/19/2021	194,104.75	.300	507
3130AHJY0	245475	1010	FHLB 1 5-8 11-19-21	04/20/2020	5,106,150.00	1.625	11/19/2021	5,000,000.00	.278	507
LD2000221	243585	3050	METAL MASTER FABRICATION	11/27/2019	263,440.96	.150	11/26/2021	263,440.96	.150	514
3130AABG2	228783	1010	FHLB 1 7-8 11-29-21	12/02/2016	4,967,300.00	1.875	11/29/2021	5,000,000.00	2.013	517
EC2001526	243556	3030	BRIAN AND CATHY BARR	11/26/2019	27,605.00	.300	11/29/2021	27,605.00	.300	517
EC2001518	243557	3030	BENJAMIN OLIVER	11/26/2019	71,500.00	.300	11/29/2021	71,500.00	.300	517
EC2001500	243558	3030	TODD HANSEN	11/26/2019	210,000.00	.300	11/29/2021	210,000.00	.300	517
EC2001492	243559	3030	KEITH AND NICOLE FAWCETT	11/26/2019	186,725.00	.300	11/29/2021	186,725.00	.300	517
EC2001484	243560	3030	ERIC DANIEL	11/26/2019	202,888.00	.300	11/29/2021	202,888.00	.300	517
EC2001476	243561	3030	STEPHEN ROSE	11/26/2019	211,344.00	.300	11/29/2021	211,344.00	.300	517
EC2001468	243562	3030	WILLIAM JEREW II	11/26/2019	205,815.40	.300	11/29/2021	205,815.40	.300	517
EC2001450	243563	3030	JACOB HEALEY	11/26/2019	85,000.00	.300	11/29/2021	85,000.00	.300	517
EC2001443	243564	3030	TIMOTHY AND NICOLE GRAHA	11/26/2019	33,996.82	.300	11/29/2021	33,996.82	.300	517
EC2001427	243565	3030	MARK AND HOLLY CHARVILLE	11/26/2019	350,000.00	.300	11/29/2021	350,000.00	.300	517
EC2001435	243566	3030	MICHAEL BANIG	11/26/2019	75,000.00	.300	11/29/2021	75,000.00	.300	517
912828U65	228782	1020	T 1 3-4 11-30-21	12/02/2016	9,935,937.50	1.750	11/30/2021	10,000,000.00	1.885	518
912828U65	233867	1020	T 1 3-4 11-30-21	10/03/2017	14,945,507.81	1.750	11/30/2021	15,000,000.00	1.841	518
EC2001534	243611	3030	BARBARA ZALOKAR	12/03/2019	93,000.00	.300	12/03/2021	93,000.00	.300	521
LD2000239	243649	3050	FRAZIE WEALTH MANNAGEME	12/04/2019	206,151.35	.000	12/03/2021	206,151.35	.000	521
LD2000247	243658	3050	LEAD PRODUCTS LLC	12/05/2019	26,570.00	.000	12/03/2021	26,570.00	.000	521
69353REY0	229228	1030	PNC 2.55 12-09-21 BKNT	01/24/2017	9,941,700.00	2.550	12/09/2021	10,000,000.00	2.678	527
69353REY0	243293	1030	PNC 2.55 12-09-21 BKNT	11/07/2019	2,277,450.00	2.550	12/09/2021	2,250,000.00	1.951	527
69353REY0	243339	1030	PNC 2.55 12-09-21 BKNT	11/12/2019	3,738,157.60	2.550	12/09/2021	3,695,000.00	1.972	527
LD2000254	243681	3050	IRON CITY PIPE AND SUPPLY	12/09/2019	880,000.00	.000	12/09/2021	880,000.00	.000	527
EC2001583	243682	3030	JOHN SCHMERSAL	12/09/2019	201,509.00	.300	12/09/2021	201,509.00	.300	527
EC2001575	243683	3030	JANINAH BARRETO HERNAND	12/09/2019	350,000.00	.300	12/09/2021	350,000.00	.300	527



Run Date: 7/2/2020 6:33:45 AM

Investments Outstanding As Of Date: 6/30/2020

INVENTORY BY MATURITY REPORT

CUSIP	Investment #	Fund	Issuer	Purchase Date	Current Book	Current Rate	Maturity Date	Current Par	YTM	Days to Maturity
EC2001567	243684	3030	REBECCA CLINE	12/09/2019	100,000.00	.300	12/09/2021	100,000.00	.300	527
EC2001559	243685	3030	LISA AND CHRISTOPHER CICH	12/09/2019	100,000.00	.300	12/09/2021	100,000.00	.300	527
EC2001542	243686	3030	KELLI ROY	12/09/2019	20,170.00	.300	12/09/2021	20,170.00	.300	527
LD2000270	243748	3050	CREATIVE TOTS	12/12/2019	188,970.38	.000	12/10/2021	188,970.38	.000	528
LD2000262	243749	3050	PROGRADE EXCAVATING DEM	12/12/2019	141,570.00	.000	12/10/2021	141,570.00	.000	528
EC2001591	243750	3030	NOLA PATTERSON	12/12/2019	28,170.00	.300	12/10/2021	28,170.00	.300	528
EC2001609	243751	3030	TAYLOR KOLON	12/12/2019	120,155.00	.300	12/10/2021	120,155.00	.300	528
EC2001617	243752	3030	THOMAS KANIA	12/12/2019	55,000.00	.300	12/10/2021	55,000.00	.300	528
EC2001625	243753	3030	KYLE RUSH	12/12/2019	180,544.00	.300	12/10/2021	180,544.00	.300	528
EC2001633	243754	3030	JASON MCQUOWN	12/12/2019	350,000.00	.300	12/10/2021	350,000.00	.300	528
EC2001641	243755	3030	TIMOTHY MORRIS	12/12/2019	100,332.85	.300	12/10/2021	100,332.85	.300	528
EC2001658	243756	3030	CARL AND LISA ALLEN	12/12/2019	350,000.00	.300	12/10/2021	350,000.00	.300	528
EC2001666	243757	3030	JERRY AND SHELLEY DROBNI	12/12/2019	280,000.00	.300	12/10/2021	280,000.00	.300	528
LD2000288	243780	3050	SMITTYS CUSTOM AUTOMOTI	12/16/2019	278,441.00	.000	12/16/2021	278,441.00	.000	534
LD2000296	243809	3050	WING IT NORTH LLC	12/17/2019	227,053.78	.550	12/17/2021	227,053.78	.550	535
LD2000304	243847	3050	LHFB PROPERTIES LLC	12/19/2019	103,934.45	.000	12/17/2021	103,934.45	.000	535
LD2000338	243848	3050	MEGA PLASTICS CO	12/19/2019	89,000.00	.000	12/17/2021	89,000.00	.000	535
LD2000312	243849	3050	F K CONCEPTS INC	12/19/2019	39,050.00	.000	12/17/2021	39,050.00	.000	535
LD2000320	243850	3050	ZIEHLER LANDSCAPING LLC	12/19/2019	90,474.10	.000	12/17/2021	90,474.10	.000	535
3133ELJL9	244200	1010	FFCB Float 12-22-21	01/30/2020	9,999,244.40	.190	12/22/2021	10,000,000.00	.195	540
3130AACT3	231392	1010	FHLB 1 1-2 12-28-21 0003	05/16/2017	5,000,000.00	2.400	12/28/2021	5,000,000.00	2.400	546
912828U81	229026	1020	T 2 12-31-21	01/03/2017	10,011,718.75	2.000	12/31/2021	10,000,000.00	1.975	549
912828U81	233008	1020	T 2 12-31-21	07/05/2017	15,080,859.38	2.000	12/31/2021	15,000,000.00	1.874	549
912828U81	238564	1020	T 2 12-31-21	10/12/2018	9,710,156.25	2.000	12/31/2021	10,000,000.00	2.950	549
24422ETL3	243050	1030	DE 2.65 01-06-22 MTN	10/08/2019	3,231,247.80	2.650	01/06/2022	3,162,000.00	1.651	555
EC2001674	243973	3030	MAEVE MEIER	01/07/2020	137,750.00	.000	01/07/2022	137,750.00	.000	556
EC2001682	243974	3030	CAROLYN DUNLAP	01/07/2020	175,007.00	.000	01/07/2022	175,007.00	.000	556
EC2001690	243975	3030	DARRELL ROUSSE	01/07/2020	125,000.00	.000	01/07/2022	125,000.00	.000	556
EC2001708	243976	3030	ZANE BUXTON	01/07/2020	210,000.00	.000	01/07/2022	210,000.00	.000	556
EC2001716	243977	3030	DAVID MADER	01/07/2020	191,730.00	.000	01/07/2022	191,730.00	.000	556
LD2000346	244029	3050	GUARDPLUS	01/10/2020	378,400.00	.200	01/10/2022	378,400.00	.200	559
3137EADB2	245599	1010	FHLMC 2 3-8 01-13-22	04/24/2020	6,766,317.96	2.375	01/13/2022	6,537,000.00	.327	562
LD2000353	244082	3050	BOBCAT OF LIMA INC	01/17/2020	573,120.33	.500	01/14/2022	573,120.33	.500	563



Run Date: 7/2/2020 6:33:45 AM

Investments Outstanding As Of Date: 6/30/2020

INVENTORY BY MATURITY REPORT

CUSIP	Investment #	Fund	Issuer	Purchase Date	Current Book	Current Rate	Maturity Date	Current Par	YTM	Days to Maturity
31359YCK1	173956	2000	FNMA STRIP	12/13/2005	138,142.38	.000	01/15/2022	318,000.00	5.250	564
3134A4MY7	178666	2000	FHLMC STRIP	10/30/2006	2,561,364.96	.000	01/15/2022	5,619,000.00	5.233	564
91159HHP8	229284	1030	USB 2 5-8 01-24-22	01/26/2017	5,027,150.00	2.625	01/24/2022	5,000,000.00	2.509	573
91159HHP8	229865	1030	USB 2 5-8 01-24-22	03/13/2017	4,984,300.00	2.625	01/24/2022	5,000,000.00	2.694	573
LD2000361	244158	3050	CLARKS GROCERY INC	01/24/2020	163,517.42	1.020	01/24/2022	163,517.42	1.020	573
912828H86	229805	1020	T 1 1-2 01-31-22	03/06/2017	9,740,625.00	1.500	01/31/2022	10,000,000.00	2.058	580
084670BF4	230356	1030	BRK 3.4 01-31-22	04/17/2017	5,487,336.32	3.400	01/31/2022	5,216,000.00	2.247	580
912828V72	233023	1020	T 1 7-8 01-31-22	07/06/2017	14,996,484.38	1.875	01/31/2022	15,000,000.00	1.880	580
912828V72	243650	1020	T 1 7-8 01-31-22	12/05/2019	10,057,812.50	1.875	01/31/2022	10,000,000.00	1.601	580
RE2000041	244234	3040	ALPHA GROCERY COMPANY LL	01/31/2020	233,890.53	.000	01/31/2022	233,890.53	.000	580
LD2000387	244235	3050	SHULTZ TRANSPORT INC	01/31/2020	48,575.00	.000	01/31/2022	48,575.00	.000	580
EC2001724	244236	3030	JOHN LEWIS LANG	01/31/2020	153,935.00	.300	01/31/2022	153,935.00	.300	580
EC2001732	244237	3030	THOMAS & MARILYN KOLAR	01/31/2020	211,169.00	.300	01/31/2022	211,169.00	.300	580
EC2001740	244238	3030	JOSHUA BEARD	01/31/2020	210,000.00	.300	01/31/2022	210,000.00	.300	580
EC2001757	244239	3030	TIFFANY PREIST	01/31/2020	116,065.00	.300	01/31/2022	116,065.00	.300	580
EC2001765	244240	3030	KENNETH PARTLOW	01/31/2020	350,000.00	.300	01/31/2022	350,000.00	.300	580
EC2001773	244241	3030	PAUL ANDERSON	01/31/2020	178,500.00	.300	01/31/2022	178,500.00	.300	580
EC2001781	244242	3030	HYNDHAVI CHOWDARY	01/31/2020	250,000.00	.300	01/31/2022	250,000.00	.300	580
EC2001799	244243	3030	REBECCA POTTER	01/31/2020	210,000.00	.300	01/31/2022	210,000.00	.300	580
LD2000395	244255	3050	INDOOR ENVRM SPECIALISTS	02/03/2020	32,177.68	.000	02/03/2022	32,177.68	.000	583
742718DY2	237500	1030	PG 2.3 02-06-22	07/18/2018	4,882,900.00	2.300	02/06/2022	5,000,000.00	3.000	586
LD2000403	244332	3050	CODEX LLC	02/07/2020	382,723.84	.500	02/07/2022	382,723.84	.500	587
037833CM0	229502	1030	AAPL 2 1-2 02-09-22	02/10/2017	5,023,800.00	2.500	02/09/2022	5,000,000.00	2.398	589
58933YAO8	238575	1030	MRK 2.35 02-10-22	10/15/2018	4,851,250.00	2.350	02/10/2022	5,000,000.00	3.303	590
58933YAO8	240317	1030	MRK 2.35 02-10-22	04/12/2019	4,980,750.00	2.350	02/10/2022	5,000,000.00	2.491	590
3133ELMC5	244829	1010	FFCB 1.53 02-10-22	03/31/2020	6,312,322.50	1.530	02/10/2022	6,270,000.00	1.162	590
LD2000411	244367	3050	ZIEHLER LANDSCAPING LLC	02/12/2020	54,348.00	.000	02/11/2022	54,348.00	.000	591
912833LG3	180369	2000	US TREASURY STRIP	04/03/2007	24,060.00	.000	02/15/2022	50,000.00	4.980	595
912833LG3	180521	2000	US TREASURY STRIP	04/12/2007	47,349.00	.000	02/15/2022	100,000.00	5.100	595
912833LG3	180737	2000	US TREASURY STRIP	04/30/2007	48,332.00	.000	02/15/2022	100,000.00	4.975	595
912833LG3	184839	2000	US TREASURY STRIP	02/28/2008	5,212.86	.000	02/15/2022	10,000.00	4.720	595
912833LG3	185229	2000	US TREASURY STRIP	03/27/2008	5,465.00	.000	02/15/2022	10,000.00	4.399	595
912833LG3	185272	2000	US TREASURY STRIP	03/28/2008	27,138.00	.000	02/15/2022	50,000.00	4.450	595



Run Date: 7/2/2020 6:33:45 AM

Investments Outstanding As Of Date: 6/30/2020

INVENTORY BY MATURITY REPORT

CUSIP	Investment #	Fund	Issuer	Purchase Date	Current Book	Current Rate	Maturity Date	Current Par	YTM	Days to Maturity
912833LG3	185598	2000	US TREASURY STRIP	04/16/2008	27,571.00	.000	02/15/2022	50,000.00	4.350	595
912833LG3	185617	2000	US TREASURY STRIP	04/16/2008	5,510.00	.000	02/15/2022	10,000.00	4.356	595
912833LG3	185884	2000	US TREASURY STRIP	04/28/2008	13,221.50	.000	02/15/2022	25,000.00	4.670	595
912833LG3	190598	2000	US TREASURY STRIP	02/27/2009	30,269.00	.000	02/15/2022	50,000.00	3.908	595
912833LG3	190829	2000	US TREASURY STRIP	03/20/2009	30,215.50	.000	02/15/2022	50,000.00	3.940	595
912833LG3	190955	2000	US TREASURY STRIP	03/30/2009	61,343.00	.000	02/15/2022	100,000.00	3.830	595
912833LG3	191121	2000	US TREASURY STRIP	04/13/2009	3,150.00	.000	02/15/2022	5,000.00	3.630	595
912833LG3	191209	2000	US TREASURY STRIP	04/16/2009	30,285.00	.000	02/15/2022	50,000.00	3.945	595
912833LG3	191859	2000	US TREASURY STRIP	04/24/2009	30,550.00	.000	02/15/2022	50,000.00	3.882	595
912833LG3	194856	2000	US TREASURY STRIP	02/08/2010	59,477.00	.000	02/15/2022	100,000.00	4.370	595
912833LG3	195182	2000	US TREASURY STRIP	03/03/2010	29,884.50	.000	02/15/2022	50,000.00	4.352	595
912833LG3	195389	2000	US TREASURY STRIP	03/12/2010	59,529.00	.000	02/15/2022	100,000.00	4.395	595
912833LG3	195858	2000	US TREASURY STRIP	04/08/2010	29,343.00	.000	02/15/2022	50,000.00	4.546	595
912833LG3	196883	2000	US TREASURY STRIP	04/30/2010	30,279.50	.000	02/15/2022	50,000.00	4.298	595
912833LG3	203857	2000	US TREASURY STRIP	02/28/2011	32,524.00	.000	02/15/2022	50,000.00	3.961	595
912833LG3	204504	2000	US TREASURY STRIP	04/12/2011	64,668.00	.000	02/15/2022	100,000.00	4.060	595
912833LG3	205417	2000	US TREASURY STRIP	05/05/2011	66,786.00	.000	02/15/2022	100,000.00	3.779	595
912833LG3	208700	2000	US TREASURY STRIP	02/16/2012	40,576.00	.000	02/15/2022	50,000.00	2.100	595
912833LG3	208871	2000	US TREASURY STRIP	03/05/2012	81,320.00	.000	02/15/2022	100,000.00	2.089	595
912833LG3	209010	2000	US TREASURY STRIP	03/19/2012	39,357.00	.000	02/15/2022	50,000.00	2.430	595
912833LG3	209135	2000	US TREASURY STRIP	04/05/2012	39,816.50	.000	02/15/2022	50,000.00	2.323	595
912833LG3	209927	2000	US TREASURY STRIP	04/30/2012	40,591.00	.000	02/15/2022	50,000.00	2.140	595
912833LG3	213284	2000	US TREASURY STRIP	03/25/2013	42,445.50	.000	02/15/2022	50,000.00	1.850	595
912833LG3	213359	2000	US TREASURY STRIP	03/28/2013	85,091.00	.000	02/15/2022	100,000.00	1.825	595
912833LG3	213436	2000	US TREASURY STRIP	04/04/2013	42,901.50	.000	02/15/2022	50,000.00	1.734	595
912833LG3	213503	2000	US TREASURY STRIP	04/12/2013	86,609.00	.000	02/15/2022	100,000.00	1.632	595
912833LG3	214254	2000	US TREASURY STRIP	05/02/2013	87,156.00	.000	02/15/2022	100,000.00	1.570	595
912833LG3	216909	2000	US TREASURY STRIP	03/21/2014	205,575.00	.000	02/15/2022	250,000.00	2.490	595
912833LG3	220874	2000	US TREASURY STRIP	02/13/2015	35,134.40	.000	02/15/2022	40,000.00	1.860	595
912833LG3	222348	2000	US TREASURY STRIP	04/30/2015	35,533.60	.000	02/15/2022	40,000.00	1.750	595
912833LG3	225730	2000	USTREASURYSTRIP	03/17/2016	36,140.00	.000	02/15/2022	40,000.00	1.723	595
912833LG3	225757	2000	USTREASURYSTRIP	03/17/2016	16,491.79	.000	02/15/2022	18,250.00	1.720	595
912833LG3	229650	2000	S O 02-15-22	02/24/2017	46,982.52	.000	02/15/2022	52,000.00	2.050	595



Run Date: 7/2/2020 6:33:45 AM

Investments Outstanding As Of Date: 6/30/2020

INVENTORY BY MATURITY REPORT

CUSIP	Investment #	Fund	Issuer	Purchase Date	Current Book	Current Rate	Maturity Date	Current Par	YTM	Days to Maturity
912833LG3	230016	2000	S 0 02-15-22	03/24/2017	361,420.00	.000	02/15/2022	400,000.00	2.082	595
912833LG3	230130	2000	S 0 02-15-22	03/30/2017	226,605.00	.000	02/15/2022	250,000.00	2.023	595
912833LG3	230235	2000	S 0 02-15-22	04/06/2017	45,476.50	.000	02/15/2022	50,000.00	1.960	595
912833LG3	230352	2000	S 0 02-15-22	04/17/2017	36,463.60	.000	02/15/2022	40,000.00	1.925	595
912833LG3	230987	2000	S 0 02-15-22	04/28/2017	228,192.50	.000	02/15/2022	250,000.00	1.910	595
912833LG3	235196	2000	S 0 02-15-22	02/15/2018	36,244.40	.000	02/15/2022	40,000.00	2.480	595
912833LG3	235365	2000	S 0 02-15-22	03/01/2018	36,222.40	.000	02/15/2022	40,000.00	2.520	595
912833LG3	235386	2000	S 0 02-15-22	03/01/2018	36,188.80	.000	02/15/2022	40,000.00	2.544	595
912833LG3	235450	2000	S 0 02-15-22	03/05/2018	180,598.00	.000	02/15/2022	200,000.00	2.600	595
912833LG3	235523	2000	S 0 02-15-22	03/08/2018	36,214.80	.000	02/15/2022	40,000.00	2.538	595
912833LG3	236305	2000	S 0 02-15-22	04/26/2018	36,036.40	.000	02/15/2022	40,000.00	2.760	595
912833LG3	244732	2000	S 0 02-15-22	03/19/2020	39,704.80	.000	02/15/2022	40,000.00	.388	595
912833LG3	244835	2000	S 0 02-15-22	04/02/2020	24,930.00	.000	02/15/2022	25,000.00	.150	595
69353RFB9	243051	1030	PNC 2 5-8 02-17-22 BKNT	10/08/2019	7,160,371.75	2.625	02/17/2022	7,025,000.00	1.786	597
69353RFB9	243858	1030	PNC 2 5-8 02-17-22 BKNT	12/24/2019	5,068,500.00	2.625	02/17/2022	5,000,000.00	1.970	597
LD2000429	244413	3050	CONCRETE CORING COMPANY	02/19/2020	36,777.00	.000	02/18/2022	36,777.00	.000	598
LD2000437	244496	3050	GEIGER BRTHRS MCHNICL CO	02/25/2020	138,352.50	.400	02/25/2022	138,352.50	.400	605
14913Q2T5	243648	1030	CAT 2.95 02-26-22 MTN	12/06/2019	5,114,850.00	2.950	02/26/2022	5,000,000.00	1.889	606
912828J43	229757	1020	T 1 3-4 02-28-22	03/02/2017	9,872,330.00	1.750	02/28/2022	10,000,000.00	2.020	608
3136G4LR2	233568	1010	FNMA 2.06 02-28-22	09/01/2017	10,035,100.00	2.060	02/28/2022	10,000,000.00	1.978	608
912828W55	239253	1020	T 1 7-8 02-28-22	12/21/2018	14,648,437.50	1.875	02/28/2022	15,000,000.00	2.645	608
478160CD4	229772	1030	JNJ 2 1-4 03-03-22	03/06/2017	9,974,600.00	2.250	03/03/2022	10,000,000.00	2.304	611
0258M0EG0	243476	1030	AXP 2.7 03-03-22 MTN	11/21/2019	2,034,640.00	2.700	03/03/2022	2,000,000.00	1.920	611
0258M0EG0	243477	1030	AXP 2.7 03-03-22 MTN	11/21/2019	282,784.38	2.700	03/03/2022	278,000.00	1.925	611
0258M0EG0	243964	1030	AXP 2.7 03-03-22 MTN	01/08/2020	5,085,950.00	2.700	03/03/2022	5,000,000.00	1.881	611
0258M0EG0	243979	1030	AXP 2.7 03-03-22 MTN	01/09/2020	10,172,700.00	2.700	03/03/2022	10,000,000.00	1.876	611
0258M0EG0	244045	1030	AXP 2.7 03-03-22 MTN	01/16/2020	4,068,760.00	2.700	03/03/2022	4,000,000.00	1.873	611
166764AT7	244274	1030	CVX 2.411 03-03-22	02/06/2020	5,075,250.00	2.411	03/03/2022	5,000,000.00	1.670	611
LD2000445	244630	3050	GRUNDER LANDSCAPING CO	03/06/2020	109,765.00	.000	03/04/2022	109,765.00	.000	612
LD2000452	244631	3050	CROSS COUNTRY POLE BUILD	03/06/2020	64,071.00	.000	03/04/2022	64,071.00	.000	612
713448BY3	244580	1030	PEP 2 3-4 03-05-22	03/05/2020	2,104,290.00	2.750	03/05/2022	2,043,000.00	1.227	613
3134A4BV5	178685	2000	FHLMC STRIP	10/31/2006	2,080,702.26	.000	03/15/2022	4,602,000.00	5.231	623
24422ERM3	243827	1030	DE 2 3-4 03-15-22 MTN	12/20/2019	5,294,744.00	2.750	03/15/2022	5,200,000.00	1.913	623



Run Date: 7/2/2020 6:33:45 AM

Investments Outstanding As Of Date: 6/30/2020

INVENTORY BY MATURITY REPORT

CUSIP	Investment #	Fund	Issuer	Purchase Date	Current Book	Current Rate	Maturity Date	Current Par	YTM	Days to Maturity
LD2000460	244728	3050	VON SOSSAN CONTRACTING I	03/16/2020	400,000.00	.000	03/16/2022	400,000.00	.000	624
LD2000478	244729	3050	K F DEVELOPMENT MONCLOV	03/16/2020	400,000.00	.000	03/16/2022	400,000.00	.000	624
LD2000486	244730	3050	DRS FRANKEL AND PUHL LLC	03/16/2020	400,000.00	.000	03/16/2022	400,000.00	.000	624
3133ELTZ7	244717	1010	FFCB 0 5-8 03-18-22	03/18/2020	9,984,000.00	.625	03/18/2022	10,000,000.00	.706	626
EC2001807	244820	3030	JOHN PEDEN	03/30/2020	85,000.00	.300	03/30/2022	85,000.00	.300	638
EC2001815	244821	3030	ANGELA RILEY	03/30/2020	53,405.00	.300	03/30/2022	53,405.00	.300	638
EC2001823	244822	3030	KRYSTAL LILLY	03/30/2020	66,400.00	.300	03/30/2022	66,400.00	.300	638
EC2001831	244823	3030	HAYLEY FOX	03/30/2020	142,047.50	.300	03/30/2022	142,047.50	.300	638
EC2001849	244824	3030	TRACY ROBERTSON	03/30/2020	52,205.00	.300	03/30/2022	52,205.00	.300	638
EC2001856	244825	3030	BLAKE WRIGHT	03/30/2020	315,000.00	.300	03/30/2022	315,000.00	.300	638
EC2001864	244826	3030	DAVID CASON	03/30/2020	250,000.00	.300	03/30/2022	250,000.00	.300	638
EC2001872	244827	3030	RICHARD BRADY	03/30/2020	350,000.00	.300	03/30/2022	350,000.00	.300	638
912828W89	231009	1020	T 1 7-8 03-31-22	04/27/2017	10,007,031.25	1.875	03/31/2022	10,000,000.00	1.860	639
912828W89	231248	1020	T 1 7-8 03-31-22	05/05/2017	10,000,000.00	1.875	03/31/2022	10,000,000.00	1.875	639
912828J76	233314	1020	T 1 3-4 03-31-22	08/09/2017	19,959,375.00	1.750	03/31/2022	20,000,000.00	1.796	639
EC2001880	244841	3030	DAVE AND JILL STEINMETZ	03/31/2020	75,000.00	.300	03/31/2022	75,000.00	.300	639
EC2001898	244843	3030	JAMES VASTARTIS	03/31/2020	175,007.00	.300	03/31/2022	175,007.00	.300	639
EC2001906	244844	3030	C THOMAS SCHNEIDER	03/31/2020	252,000.00	.300	03/31/2022	252,000.00	.300	639
EC2001914	244845	3030	JEREMY ROTH	03/31/2020	90,000.00	.300	03/31/2022	90,000.00	.300	639
EC2001922	244847	3030	VICKI PIATT	03/31/2020	53,475.00	.300	03/31/2022	53,475.00	.300	639
EC2001930	244848	3030	KIMBERLY MANN	03/31/2020	350,000.00	.300	03/31/2022	350,000.00	.300	639
EC2001948	244849	3030	BENJAMIN FORSHEE	03/31/2020	266,000.00	.300	03/31/2022	266,000.00	.300	639
EC2001955	244850	3030	CHRISTINA SHERRILL	03/31/2020	61,660.00	.300	03/31/2022	61,660.00	.300	639
EC2001963	244852	3030	LEONARD AND DONNA VARGO	03/31/2020	350,000.00	.300	03/31/2022	350,000.00	.300	639
EC2001971	244853	3030	NATHAN POND	03/31/2020	270,081.00	.300	03/31/2022	270,081.00	.300	639
46513XGT1	230154	1010	ISRAEL BOND	04/03/2017	7,500,000.00	3.500	04/01/2022	7,500,000.00	3.500	640
46513XHT0	230155	1010	ISRAEL FLOATING RATE BOND	04/03/2017	7,500,000.00	3.038	04/01/2022	7,500,000.00	3.038	640
46513XBT6	230156	1010	ISRAEL BOND	04/03/2017	10,000,000.00	3.200	04/01/2022	10,000,000.00	3.200	640
677522U44	244119	1010	OPFC Veterans Compensation	02/05/2020	4,985,000.00	1.694	04/01/2022	4,985,000.00	1.694	640
46513JAG6	244951	1010	ISRAEL BOND 1.35 4-1-22	04/15/2020	5,000,000.00	1.350	04/01/2022	5,000,000.00	1.350	640
3135GOT45	234649	1010	FNMA 1 7-8 04-05-22	12/26/2017	9,858,300.00	1.875	04/05/2022	10,000,000.00	2.224	644
3134GVJM1	244875	1010	FHLMC 1.15 04-08-22	04/08/2020	10,000,000.00	1.150	04/08/2022	10,000,000.00	1.150	647
3130AJGR4	244881	1010	FHLB 0.8 04-08-22	04/08/2020	9,800,000.00	.800	04/08/2022	9,800,000.00	.800	647



Run Date: 7/2/2020 6:33:45 AM

Investments Outstanding As Of Date: 6/30/2020

INVENTORY BY MATURITY REPORT

CUSIP	Investment #	Fund	Issuer	Purchase Date	Current Book	Current Rate	Maturity Date	Current Par	YTM	Days to Maturity
89236TFX8	240343	1030	TOYOTA 2.65 04-12-22 MTN	04/17/2019	4,998,100.00	2.650	04/12/2022	5,000,000.00	2.663	651
89236TFX8	244019	1030	TOYOTA 2.65 04-12-22 MTN	01/13/2020	5,604,060.00	2.650	04/12/2022	5,500,000.00	1.787	651
EC2001989	244969	3030	DAUREL COPLEY	04/13/2020	104,140.20	.150	04/13/2022	104,140.20	.150	652
LD2000494	244983	3050	MARTIN J GRUNDER LANDSCA	04/15/2020	47,662.30	.000	04/15/2022	47,662.30	.000	654
LD2000502	245529	3050	MUSTARD SEED SHOP LLC	04/21/2020	85,000.00	.001	04/21/2022	85,000.00	.001	660
LD2000510	245594	3050	ELITE NATURESCAPES	04/23/2020	158,049.07	.000	04/22/2022	158,049.07	.000	661
LD2000528	245686	3050	SELECT MACHINE INC	04/30/2020	124,719.92	.000	04/29/2022	124,719.92	.000	668
LD2000536	245687	3050	VANOVER TRUCKING LLC	04/30/2020	34,266.47	.000	04/29/2022	34,266.47	.000	668
LD2000544	245796	3050	GEIGER BROS MECH CONTRA	05/01/2020	166,582.00	.000	04/29/2022	166,582.00	.000	668
LD2000551	245797	3050	WEBER MATERIALS	05/01/2020	2,292,000.00	.550	04/29/2022	2,292,000.00	.550	668
912828WZ9	233221	1020	T 1 3-4 04-30-22	07/27/2017	14,922,656.25	1.750	04/30/2022	15,000,000.00	1.863	669
912828X47	243704	1020	T 1 7-8 04-30-22	12/11/2019	10,052,343.75	1.875	04/30/2022	10,000,000.00	1.650	669
88059EHH0	178620	2000	TVA STRIP	10/25/2006	652,987.44	.000	05/01/2022	1,512,000.00	5.484	670
88059EHH0	179128	2000	TVA STRIP	12/04/2006	330,466.68	.000	05/01/2022	718,000.00	5.100	670
19416QDZ0	238546	1030	CL 2.3 05-03-22 MTN	10/12/2018	2,847,947.90	2.300	05/03/2022	2,935,000.00	3.188	672
EC2001997	245815	3030	RICHARD SCHMELZER	05/07/2020	189,700.00	.000	05/06/2022	189,700.00	.000	675
458140BB5	235810	1030	INTC 2.35 05-11-22	04/06/2018	6,078,233.92	2.350	05/11/2022	6,224,000.00	2.961	680
037833CQ1	240319	1030	AAPL 2.3 05-11-22	04/12/2019	4,963,400.00	2.300	05/11/2022	5,000,000.00	2.548	680
037833CQ1	245574	1030	AAPL 2.3 05-11-22	04/24/2020	8,668,917.00	2.300	05/11/2022	8,405,000.00	.751	680
EC2002003	245826	3030	JEFFREY BACHER	05/11/2020	250,000.00	.000	05/11/2022	250,000.00	.000	680
LD2000569	245834	3050	LEEK PIPE ORGAN COMPANY	05/12/2020	82,724.12	.000	05/12/2022	82,724.12	.000	681
LD2000577	245877	3050	THE BUTCHER AND GROCER L	05/15/2020	171,000.00	.550	05/13/2022	171,000.00	.550	682
912833LH1	181168	2000	US TREASURY STRIP	05/31/2007	23,210.00	.000	05/15/2022	50,000.00	5.198	684
912833LH1	181416	2000	US TREASURY STRIP	06/26/2007	22,522.00	.000	05/15/2022	50,000.00	5.430	684
912833LH1	181557	2000	US TREASURY STRIP	07/06/2007	22,978.50	.000	05/15/2022	50,000.00	5.301	684
912833LH1	181863	2000	US TREASURY STRIP	07/30/2007	46,659.00	.000	05/15/2022	100,000.00	5.220	684
912833LH1	186335	2010	US TREASURY STRIP	05/22/2008	3,945,766.10	.000	05/15/2022	7,538,000.00	4.684	684
912833LH1	186421	2000	US TREASURY STRIP	05/27/2008	26,382.50	.000	05/15/2022	50,000.00	4.630	684
912833LH1	186666	2000	US TREASURY STRIP	06/09/2008	14,231.00	.000	05/15/2022	25,000.00	4.085	684
912833LH1	187229	2000	US TREASURY STRIP	07/11/2008	5,315.50	.000	05/15/2022	10,000.00	4.617	684
912833LH1	192217	2000	US TREASURY STRIP	05/13/2009	85,515.00	.000	05/15/2022	150,000.00	4.368	684
912833LH1	193236	2000	US TREASURY STRIP	08/18/2009	28,103.67	.000	05/15/2022	50,000.00	4.573	684
912833LH1	197101	2000	US TREASURY STRIP	05/11/2010	186,893.17	.000	05/15/2022	306,000.00	4.147	684



Run Date: 7/2/2020 6:33:45 AM

Investments Outstanding As Of Date: 6/30/2020

INVENTORY BY MATURITY REPORT

CUSIP	Investment #	Fund	Issuer	Purchase Date	Current Book	Current Rate	Maturity Date	Current Par	YTM	Days to Maturity
912833LH1	197196	2000	US TREASURY STRIP	05/14/2010	15,253.25	.000	05/15/2022	25,000.00	4.159	684
912833LH1	198376	2000	US TREASURY STRIP	06/30/2010	32,457.50	.000	05/15/2022	50,000.00	3.672	684
912833LH1	198702	2000	US TREASURY STRIP	07/13/2010	64,500.00	.000	05/15/2022	100,000.00	3.738	684
912833LH1	205476	2000	US TREASURY STRIP	05/09/2011	66,326.00	.000	05/15/2022	100,000.00	3.762	684
912833LH1	206121	2000	US TREASURY STRIP	06/13/2011	68,827.00	.000	05/15/2022	100,000.00	3.450	684
912833LH1	206333	2000	US TREASURY STRIP	06/23/2011	34,390.50	.000	05/15/2022	50,000.00	3.465	684
912833LH1	206373	2000	US TREASURY STRIP	06/27/2011	34,353.50	.000	05/15/2022	50,000.00	3.479	684
912833LH1	210180	2000	US TREASURY STRIP	05/16/2012	41,028.50	.000	05/15/2022	50,000.00	1.988	684
912833LH1	210395	2000	US TREASURY STRIP	06/06/2012	42,642.00	.000	05/15/2022	50,000.00	1.608	684
912833LH1	210601	2000	US TREASURY STRIP	06/25/2012	41,952.50	.000	05/15/2022	50,000.00	1.783	684
912833LH1	214705	2000	US TREASURY STRIP	06/17/2013	41,361.50	.000	05/15/2022	50,000.00	2.140	684
912833LH1	218184	2000	US TREASURY STRIP	06/26/2014	41,232.00	.000	05/15/2022	50,000.00	2.460	684
912833LH1	218210	2000	US TREASURY STRIP	06/27/2014	41,138.50	.000	05/15/2022	50,000.00	2.490	684
912833LH1	218580	2000	US TREASURY STRIP	07/31/2014	41,615.50	.000	05/15/2022	50,000.00	2.370	684
912833LH1	222624	2000	US TREASURY STRIP	05/21/2015	217,085.00	.000	05/15/2022	250,000.00	2.032	684
912833LH1	226887	2000	US TREASURY STRI ZERO-% 5	05/26/2016	109,060.80	.000	05/15/2022	120,000.00	1.608	684
912833LH1	227314	2000	US TREASURY STRI ZERO-% 5	07/15/2016	46,507.50	.000	05/15/2022	50,000.00	1.245	684
912833LH1	227498	2000	US TREASURY STRI ZERO-% 5	07/29/2016	37,063.20	.000	05/15/2022	40,000.00	1.320	684
912833LH1	227669	2000	US TREASURY STRI ZERO-% 5	08/12/2016	92,731.00	.000	05/15/2022	100,000.00	1.315	684
912833LH1	231304	2000	S 0 05-15-22	05/11/2017	36,169.60	.000	05/15/2022	40,000.00	2.019	684
912833LH1	231587	2000	S 0 05-15-22	06/02/2017	36,460.80	.000	05/15/2022	40,000.00	1.880	684
912833LH1	237031	2000	S 0 05-15-22	06/14/2018	35,912.40	.000	05/15/2022	40,000.00	2.770	684
912833LH1	237316	2000	S 0 05-15-22	07/06/2018	36,041.20	.000	05/15/2022	40,000.00	2.719	684
912833LH1	237405	2000	S 0 05-15-22	07/12/2018	36,029.60	.000	05/15/2022	40,000.00	2.739	684
084664BT7	238846	1030	BRK 3 05-15-22	11/08/2018	9,886,300.00	3.000	05/15/2022	10,000,000.00	3.345	684
912833LH1	241255	2000	S 0 05-15-22	05/09/2019	37,356.00	.000	05/15/2022	40,000.00	2.280	684
912833LH1	241679	2000	S 0 05-15-22	06/21/2019	37,934.40	.000	05/15/2022	40,000.00	1.837	684
912833LH1	241904	2000	S 0 05-15-22	07/11/2019	37,947.60	.000	05/15/2022	40,000.00	1.860	684
912833LH1	242045	2000	S 0 05-15-22	07/22/2019	237,367.50	.000	05/15/2022	250,000.00	1.850	684
912833LH1	242098	2000	S 0 05-15-22	07/26/2019	38,062.80	.000	05/15/2022	40,000.00	1.778	684
912833LH1	245844	2000	S 0 05-15-22	05/18/2020	39,888.00	.000	05/15/2022	40,000.00	.141	684
912833LH1	246024	2000	S 0 05-15-22	06/12/2020	39,861.60	.000	05/15/2022	40,000.00	.180	684
912833LH1	246086	2000	S 0 05-15-22	06/19/2020	39,868.40	.000	05/15/2022	40,000.00	.173	684



Run Date: 7/2/2020 6:33:45 AM

Investments Outstanding As Of Date: 6/30/2020

INVENTORY BY MATURITY REPORT

CUSIP	Investment #	Fund	Issuer	Purchase Date	Current Book	Current Rate	Maturity Date	Current Par	YTM	Days to Maturity
02665WDF5	243500	1030	HNDA 1.95 05-20-22	11/25/2019	5,006,000.00	1.950	05/20/2022	5,000,000.00	1.900	689
191216CF5	235310	1030	KO 2.2 05-25-22	02/23/2018	2,437,625.00	2.200	05/25/2022	2,500,000.00	2.826	694
191216CF5	241542	1030	KO 2.2 05-25-22	06/06/2019	5,003,370.00	2.200	05/25/2022	5,000,000.00	2.176	694
191216CF5	241976	1030	KO 2.2 05-25-22	07/16/2019	5,010,900.00	2.200	05/25/2022	5,000,000.00	2.121	694
912828XR6	231877	1020	T 1 3-4 05-31-22	06/28/2017	9,979,687.50	1.750	05/31/2022	10,000,000.00	1.793	700
912828XR6	234073	1020	T 1 3-4 05-31-22	10/19/2017	9,910,156.25	1.750	05/31/2022	10,000,000.00	1.954	700
LD2000585	246001	3050	MANGO BAY COMMUNICATIO	06/05/2020	49,812.00	.001	06/03/2022	49,812.00	.001	703
EC2002011	246002	3030	KEITH LAMPRECHT	06/05/2020	150,000.00	.001	06/03/2022	150,000.00	.001	703
RE2000041	246058	3040	1060 BUILDING LLC	06/10/2020	685,000.00	.000	06/10/2022	685,000.00	.000	710
24422EVA4	244033	1030	DE 1.95 06-13-22 MTN	01/15/2020	1,288,739.35	1.950	06/13/2022	1,285,000.00	1.826	713
LD2000593	246112	3050	WB METALS LLC	06/18/2020	42,750.00	.000	06/17/2022	42,750.00	.000	717
LD2000601	246113	3050	GEIGER BROTHERS INC	06/18/2020	54,745.45	.000	06/17/2022	54,745.45	.000	717
LD2000619	246120	3050	CHAGRIN VALLEY SOAP SALVE	06/19/2020	400,000.00	.000	06/17/2022	400,000.00	.000	717
LD2000627	246121	3050	TAWA TREE MULCH DIVISION	06/19/2020	400,000.00	.000	06/17/2022	400,000.00	.000	717
LD2000635	246122	3050	TAWA LANDSCAPE SUPPLY LL	06/19/2020	101,830.44	.000	06/17/2022	101,830.44	.000	717
LD2000643	246163	3050	ENERGY POWER SERVICES	06/26/2020	253,473.51	.000	06/24/2022	253,473.51	.000	724
88579YAF8	234396	1030	MMM 2 06-26-22 MTN	11/20/2017	987,320.00	2.000	06/26/2022	1,000,000.00	2.292	726
02665WCY5	244161	1030	HNDA 2.2 06-27-22 MTN	01/28/2020	10,106,000.00	2.200	06/27/2022	10,000,000.00	1.749	727
912828XW5	231908	1020	T 1 3-4 06-30-22	06/30/2017	9,959,375.00	1.750	06/30/2022	10,000,000.00	1.835	730
912828XW5	233003	1020	T 1 3-4 06-30-22	07/05/2017	9,930,468.75	1.750	06/30/2022	10,000,000.00	1.897	730
912828XW5	234770	1020	T 1 3-4 06-30-22	01/08/2018	19,599,218.75	1.750	06/30/2022	20,000,000.00	2.223	730
89236TCQ6	241371	1030	TOYOTA 2.8 07-13-22 GMTN	05/20/2019	5,030,500.00	2.800	07/13/2022	5,000,000.00	2.596	743
3130AJHV4	245474	1010	FHLB 0.6 07-27-22	04/27/2020	20,000,000.00	.600	07/27/2022	20,000,000.00	.600	757
69353RFE3	241847	1030	PNC 2.45 07-28-22 BKNT	07/03/2019	5,041,450.00	2.450	07/28/2022	5,000,000.00	2.169	758
69353RFE3	242151	1030	PNC 2.45 07-28-22 BKNT	07/29/2019	4,177,888.00	2.450	07/28/2022	4,150,000.00	2.217	758
9128282P4	233835	1020	T 1 7-8 07-31-22	09/28/2017	9,985,156.25	1.875	07/31/2022	10,000,000.00	1.907	761
9128282P4	234096	1020	T 1 7-8 07-31-22	10/23/2017	9,942,968.75	1.875	07/31/2022	10,000,000.00	2.001	761
9128282P4	235438	1020	T 1 7-8 07-31-22	03/01/2018	4,842,382.81	1.875	07/31/2022	5,000,000.00	2.635	761
3134GSSS5	237510	1010	FHLMC 3 08-10-22	08/10/2018	10,000,000.00	3.000	08/10/2022	10,000,000.00	3.000	771
742718EU9	233340	1030	PG 2.15 08-11-22	08/15/2017	10,015,100.00	2.150	08/11/2022	10,000,000.00	2.118	772
742718EU9	234675	1030	PG 2.15 08-11-22	12/29/2017	7,990,654.42	2.150	08/11/2022	8,081,000.00	2.407	772
912833LJ7	178334	2000	US TREASURY STRIP	10/04/2006	23,197.50	.000	08/15/2022	50,000.00	4.900	776
912833LJ7	178588	2000	US TREASURY STRIP	10/26/2006	62,540.22	.000	08/15/2022	138,000.00	5.071	776



Run Date: 7/2/2020 6:33:45 AM

Investments Outstanding As Of Date: 6/30/2020

INVENTORY BY MATURITY REPORT

CUSIP	Investment #	Fund	Issuer	Purchase Date	Current Book	Current Rate	Maturity Date	Current Par	YTM	Days to Maturity
912833LJ7	178998	2000	US TREASURY STRIP	11/28/2006	23,720.00	.000	08/15/2022	50,000.00	4.802	776
912833LJ7	182222	2000	US TREASURY STRIP	08/28/2007	47,341.00	.000	08/15/2022	100,000.00	5.060	776
912833LJ7	182553	2000	US TREASURY STRIP	09/25/2007	47,020.00	.000	08/15/2022	100,000.00	5.133	776
912833LJ7	182758	2000	US TREASURY STRIP	10/05/2007	48,316.00	.000	08/15/2022	100,000.00	4.955	776
912833LJ7	188069	2000	US TREASURY STRIP	09/15/2008	27,700.00	.000	08/15/2022	50,000.00	4.289	776
912833LJ7	188164	2010	US TREASURY STRIP	09/22/2008	324,547.20	.000	08/15/2022	576,000.00	4.171	776
912833LJ7	193255	2000	US TREASURY STRIP	08/18/2009	55,853.25	.000	08/15/2022	100,000.00	4.534	776
912833LJ7	199562	2000	US TREASURY STRIP	08/13/2010	32,907.50	.000	08/15/2022	50,000.00	3.515	776
912833LJ7	200625	2000	US TREASURY STRIP	09/24/2010	67,660.00	.000	08/15/2022	100,000.00	3.313	776
912833LJ7	207492	2000	US TREASURY STRIP	09/23/2011	38,898.50	.000	08/15/2022	50,000.00	2.318	776
912833LJ7	207862	2000	US TREASURY STRIP	10/31/2011	76,036.00	.000	08/15/2022	100,000.00	2.555	776
912833LJ7	207915	2000	US TREASURY STRIP	11/03/2011	37,998.00	.000	08/15/2022	50,000.00	2.562	776
912833LJ7	211241	2000	US TREASURY STRIP	08/17/2012	41,780.50	.000	08/15/2022	50,000.00	1.805	776
912833LJ7	211301	2000	US TREASURY STRIP	08/22/2012	82,580.00	.000	08/15/2022	100,000.00	1.927	776
912833LJ7	215296	2000	US TREASURY STRIP	08/16/2013	39,420.00	.000	08/15/2022	50,000.00	2.660	776
912833LJ7	215619	2000	US TREASURY STRIP	09/26/2013	39,489.50	.000	08/15/2022	50,000.00	2.673	776
912833LJ7	215883	2000	US TREASURY STRIP	11/01/2013	80,560.00	.000	08/15/2022	100,000.00	2.475	776
912833LJ7	218838	2000	US TREASURY STRIP	08/28/2014	332,868.00	.000	08/15/2022	400,000.00	2.320	776
912833LJ7	219030	2000	US TREASURY STRIP	09/18/2014	82,300.00	.000	08/15/2022	100,000.00	2.479	776
912833LJ7	219291	2000	US TREASURY STRIP	10/17/2014	33,925.60	.000	08/15/2022	40,000.00	2.115	776
912833LJ7	224330	2000	USTREASURYSTRIP	10/08/2015	88,473.00	.000	08/15/2022	100,000.00	1.795	776
912833LJ7	224484	2000	USTREASURYSTRIP	10/22/2015	88,325.00	.000	08/15/2022	100,000.00	1.830	776
912833LJ7	224553	2000	USTREASURYSTRIP	10/29/2015	35,230.00	.000	08/15/2022	40,000.00	1.877	776
912833LJ7	228090	2000	US TREASURY STRI ZERO-% 8	09/23/2016	46,053.00	.000	08/15/2022	50,000.00	1.400	776
912833LJ7	228286	2000	US TREASURY STRI ZERO-% 8	10/14/2016	229,382.50	.000	08/15/2022	250,000.00	1.480	776
912833LJ7	234129	2000	S 0 08-15-22	10/26/2017	36,300.80	.000	08/15/2022	40,000.00	2.030	776
912833LJ7	234153	2000	S 0 08-15-22	10/26/2017	45,376.00	.000	08/15/2022	50,000.00	2.030	776
912833LJ7	234188	2000	S 0 08-15-22	10/27/2017	22,678.50	.000	08/15/2022	25,000.00	2.040	776
912833LJ7	237891	2000	S 0 08-15-22	08/23/2018	107,770.80	.000	08/15/2022	120,000.00	2.720	776
912833LJ7	237918	2000	S 0 08-15-22	08/23/2018	35,923.60	.000	08/15/2022	40,000.00	2.720	776
912833LJ7	237931	2000	S 0 08-15-22	08/23/2018	224,560.00	.000	08/15/2022	250,000.00	2.716	776
912833LJ7	238208	2000	S 0 08-15-22	09/13/2018	35,843.20	.000	08/15/2022	40,000.00	2.818	776
912833LJ7	238691	2000	S 0 08-15-22	10/25/2018	356,804.00	.000	08/15/2022	400,000.00	3.024	776



Run Date: 7/2/2020 6:33:45 AM

Investments Outstanding As Of Date: 6/30/2020

INVENTORY BY MATURITY REPORT

CUSIP	Investment #	Fund	Issuer	Purchase Date	Current Book	Current Rate	Maturity Date	Current Par	YTM	Days to Maturity
912833LJ7	242339	2000	S 0 08-15-22	08/19/2019	23,886.50	.000	08/15/2022	25,000.00	1.530	776
912833LJ7	242568	2000	S 0 08-15-22	09/06/2019	96,041.00	.000	08/15/2022	100,000.00	1.379	776
912833LJ7	242661	2000	S 0 08-15-22	09/12/2019	76,514.40	.000	08/15/2022	80,000.00	1.529	776
912833LJ7	242798	2000	S 0 08-15-22	09/23/2019	238,410.00	.000	08/15/2022	250,000.00	1.647	776
912828YA2	243907	1020	T 1 1-2 08-15-22	12/30/2019	9,973,437.50	1.500	08/15/2022	10,000,000.00	1.603	776
3133EKC20	242525	1010	FFCB 1.82 08-19-22	09/03/2019	4,996,250.00	1.820	08/19/2022	5,000,000.00	1.846	780
912828S8	233680	1020	T 1 5-8 08-31-22	09/15/2017	9,925,000.00	1.625	08/31/2022	10,000,000.00	1.784	792
912828S8	243593	1020	T 1 5-8 08-31-22	12/03/2019	9,997,656.25	1.625	08/31/2022	10,000,000.00	1.633	792
14913Q3A5	242716	1030	CAT 1.9 09-06-22 MTN	09/13/2019	9,945,200.00	1.900	09/06/2022	10,000,000.00	2.091	798
14913Q3A5	244062	1030	CAT 1.9 09-06-22 MTN	01/21/2020	2,001,620.00	1.900	09/06/2022	2,000,000.00	1.868	798
89236TEC5	237425	1030	TOYOTA 2.15 09-08-22 MTN	07/12/2018	2,324,400.65	2.150	09/08/2022	2,431,000.00	3.287	800
3133EKK39	242742	1010	FFCB 1.84 09-09-22	09/16/2019	4,980,000.00	1.840	09/09/2022	5,000,000.00	1.979	801
3133EKK39	242973	1010	FFCB 1.84 09-09-22	09/30/2019	4,991,250.00	1.840	09/09/2022	5,000,000.00	1.901	801
94988J6A0	243570	1030	WFC 2.082 09-09-22 bKNT	11/29/2019	4,243,494.86	2.082	09/09/2022	4,246,000.00	2.104	801
94988J6A0	243909	1030	WFC 2.082 09-09-22 bKNT	12/31/2019	10,779,583.20	2.082	09/09/2022	10,760,000.00	2.012	801
94988J5Z6	243910	1030	WFC Float 09-09-22 BKNT	12/31/2019	3,626,774.20	.973	09/09/2022	3,605,000.00	.703	801
94988J6A0	244124	1030	WFC 2.082 09-09-22 bKNT	01/24/2020	5,012,250.00	2.082	09/09/2022	5,000,000.00	1.985	801
3134A4BW3	178619	2000	FHLMC STRIP	10/25/2006	928,044.36	.000	09/15/2022	2,166,000.00	5.406	807
589331AT4	233710	1030	MRK 2.4 09-15-22	09/20/2017	5,895,810.80	2.400	09/15/2022	5,819,000.00	2.120	807
589331AT4	234427	1030	MRK 2.4 09-15-22	11/24/2017	4,992,000.00	2.400	09/15/2022	5,000,000.00	2.435	807
589331AT4	240222	1030	MRK 2.4 09-15-22	04/04/2019	5,130,355.48	2.400	09/15/2022	5,150,000.00	2.516	807
3134GVQ43	246073	1010	FHLMC 0.41 09-16-22	06/17/2020	10,000,000.00	.410	09/16/2022	10,000,000.00	.410	808
46625HJE1	234372	1030	JP MORGAN CHASE 3.25 09-23	11/15/2017	2,562,325.00	3.250	09/23/2022	2,500,000.00	2.698	815
3130AEWM8	241516	1010	FHLB 3 09-28-22	05/31/2019	4,031,556.72	3.000	09/28/2022	4,000,000.00	2.749	820
912828W9	233872	1020	T 1 7-8 09-30-22	10/04/2017	9,970,312.50	1.875	09/30/2022	10,000,000.00	1.938	822
912828L57	234010	1020	T 1 3-4 09-30-22	10/13/2017	9,901,562.50	1.750	09/30/2022	10,000,000.00	1.959	822
912828W9	234850	1020	T 1 7-8 09-30-22	01/19/2018	9,769,531.25	1.875	09/30/2022	10,000,000.00	2.397	822
912828YK0	243219	1020	T 1 3-8 10-15-22	10/29/2019	9,921,875.00	1.375	10/15/2022	10,000,000.00	1.646	837
912828YK0	243234	1020	T 1 3-8 10-15-22	10/31/2019	9,919,531.25	1.375	10/15/2022	10,000,000.00	1.655	837
3130ACLM4	233922	1010	FHLB 1.3 10-25-22	10/25/2017	15,000,000.00	2.375	10/25/2022	15,000,000.00	2.375	847
9128283C2	234382	1020	T 2 10-31-22	11/15/2017	9,971,093.75	2.000	10/31/2022	10,000,000.00	2.062	853
9128283C2	234417	1020	T 2 10-31-22	11/21/2017	9,966,406.25	2.000	10/31/2022	10,000,000.00	2.072	853
88059EHJ6	50860	2000	TVA STRIP	04/13/1998	3,264,977.32	.000	11/01/2022	14,828,000.00	6.260	854



Run Date: 7/2/2020 6:33:45 AM

Investments Outstanding As Of Date: 6/30/2020

INVENTORY BY MATURITY REPORT

CUSIP	Investment #	Fund	Issuer	Purchase Date	Current Book	Current Rate	Maturity Date	Current Par	YTM	Days to Maturity
594918BH6	239007	1030	MSFT 2.65 11-03-22	11/28/2018	2,445,300.00	2.650	11/03/2022	2,500,000.00	3.247	856
3133EK4N3	243194	1010	FFCB 1.8 11-04-22	11/04/2019	10,000,000.00	1.800	11/04/2022	10,000,000.00	1.800	857
3130AHFA6	243244	1010	FHLB 1.8 11-04-22	11/04/2019	5,000,000.00	1.800	11/04/2022	5,000,000.00	1.800	857
693475AL9	242186	1030	PNC 2.854 11-09-22	08/01/2019	4,699,955.59	2.854	11/09/2022	4,631,000.00	2.378	862
693475AL9	243662	1030	PNC 2.854 11-09-22	12/09/2019	1,843,255.80	2.854	11/09/2022	1,800,000.00	2.002	862
912833LK4	179296	2000	US TREASURY STRIP	12/18/2006	117,020.00	.000	11/15/2022	250,000.00	4.829	868
912833LK4	183732	2000	US TREASURY STRIP	12/05/2007	25,535.00	.000	11/15/2022	50,000.00	4.547	868
912833LK4	183939	2000	US TREASURY STRIP	12/19/2007	48,809.00	.000	11/15/2022	100,000.00	4.870	868
912833LK4	184229	2000	US TREASURY STRIP	01/10/2008	77,070.00	.000	11/15/2022	150,000.00	4.536	868
912833LK4	189216	2000	US TREASURY STRIP	11/21/2008	52,153.00	.000	11/15/2022	100,000.00	4.710	868
912833LK4	189262	2000	US TREASURY STRIP	11/21/2008	2,850.00	.000	11/15/2022	5,000.00	4.061	868
912833LK4	189961	2000	US TREASURY STRIP	01/12/2009	149,395.00	.000	11/15/2022	250,000.00	3.755	868
912833LK4	190249	2000	US TREASURY STRIP	02/04/2009	56,864.00	.000	11/15/2022	100,000.00	4.140	868
912833LK4	194195	2000	US TREASURY STRIP	11/24/2009	58,187.00	.000	11/15/2022	100,000.00	4.217	868
912833LK4	194728	2000	US TREASURY STRIP	01/28/2010	28,850.50	.000	11/15/2022	50,000.00	4.344	868
912833LK4	201934	2000	US TREASURY STRIP	11/17/2010	33,330.00	.000	11/15/2022	50,000.00	3.410	868
912833LK4	202149	2000	US TREASURY STRIP	11/24/2010	32,553.00	.000	11/15/2022	50,000.00	3.616	868
912833LK4	203389	2000	US TREASURY STRIP	01/31/2011	62,330.00	.000	11/15/2022	100,000.00	4.051	868
912833LK4	212191	2000	US TREASURY STRIP	11/30/2012	126,030.00	.000	11/15/2022	150,000.00	1.756	868
912833LK4	212335	2000	US TREASURY STRIP	12/13/2012	295,326.50	.000	11/15/2022	350,000.00	1.719	868
912833LK4	212650	2000	US TREASURY STRIP	01/17/2013	41,372.00	.000	11/15/2022	50,000.00	1.937	868
912833LK4	216070	2000	US TREASURY STRIP	11/21/2013	39,487.00	.000	11/15/2022	50,000.00	2.645	868
912833LK4	216415	2000	US TREASURY STRIP	01/09/2014	77,212.00	.000	11/15/2022	100,000.00	2.944	868
912833LK4	219692	2000	US TREASURY STRIP	11/20/2014	208,682.50	.000	11/15/2022	250,000.00	2.275	868
912833LK4	220245	2000	US TREASURY STRIP	01/09/2015	43,204.50	.000	11/15/2022	50,000.00	1.870	868
912833LK4	220347	2000	US TREASURY STRIP	01/20/2015	86,821.00	.000	11/15/2022	100,000.00	1.816	868
912833LK4	220433	2000	US TREASURY STRIP	01/26/2015	87,629.00	.000	11/15/2022	100,000.00	1.700	868
912833LK4	220454	2000	US TREASURY STRIP	01/26/2015	43,755.00	.000	11/15/2022	50,000.00	1.718	868
912833LK4	220473	2000	US TREASURY STRIP	01/26/2015	35,002.80	.000	11/15/2022	40,000.00	1.718	868
912833LK4	220502	2000	US TREASURY STRIP	01/27/2015	218,745.00	.000	11/15/2022	250,000.00	1.720	868
912833LK4	220606	2000	US TREASURY STRIP	01/29/2015	218,097.50	.000	11/15/2022	250,000.00	1.760	868
912833LK4	225015	2000	USTREASURYSTRIP	12/24/2015	216,370.00	.000	11/15/2022	250,000.00	2.107	868
912833LK4	225342	2000	USTREASURYSTRIP	02/04/2016	88,675.00	.000	11/15/2022	100,000.00	1.781	868



Run Date: 7/2/2020 6:33:45 AM

Investments Outstanding As Of Date: 6/30/2020

INVENTORY BY MATURITY REPORT

CUSIP	Investment #	Fund	Issuer	Purchase Date	Current Book	Current Rate	Maturity Date	Current Par	YTM	Days to Maturity
912833LK4	228571	2000	US TREASURY STRI ZERO-% 1	11/14/2016	17,303.68	.000	11/15/2022	19,000.00	1.564	868
912833LK4	229108	2000	S 0 11-15-22	01/12/2017	17,652.00	.000	11/15/2022	20,000.00	2.150	868
912833LK4	229110	2000	S 0 11-15-22	01/12/2017	17,652.00	.000	11/15/2022	20,000.00	2.150	868
912833LK4	229271	2000	S 0 11-15-22	01/26/2017	220,705.00	.000	11/15/2022	250,000.00	2.160	868
912833LK4	229397	2000	S 0 11-15-22	02/02/2017	35,246.80	.000	11/15/2022	40,000.00	2.200	868
912833LK4	234357	2000	S 0 11-15-22	11/16/2017	89,998.00	.000	11/15/2022	100,000.00	2.120	868
912833LK4	234930	2000	S 0 11-15-22	01/25/2018	35,601.20	.000	11/15/2022	40,000.00	2.440	868
912833LK4	235056	2000	S 0 11-15-22	02/02/2018	35,552.80	.000	11/15/2022	40,000.00	2.480	868
19416QEL0	237855	1030	CL 2 1-4 11-15-22 GMTN	08/20/2018	4,386,999.75	2.250	11/15/2022	4,515,000.00	2.967	868
912833LK4	243383	2000	S 0 11-15-22	11/15/2019	38,010.00	.000	11/15/2022	40,000.00	1.708	868
912833LK4	243623	2000	S 0 11-15-22	12/09/2019	38,217.20	.000	11/15/2022	40,000.00	1.560	868
912833LK4	243719	2000	S 0 11-15-22	12/16/2019	38,107.20	.000	11/15/2022	40,000.00	1.670	868
02665WCA7	237859	1030	HNDA 2.6 11-16-22 MTN	08/20/2018	1,785,005.28	2.600	11/16/2022	1,831,000.00	3.238	869
02665WCA7	237868	1030	HNDA 2.6 11-16-22 MTN	08/21/2018	976,210.00	2.600	11/16/2022	1,000,000.00	3.204	869
14913Q3C1	244044	1030	CAT 1.95 11-18-22 MTN	01/16/2020	5,007,450.00	1.950	11/18/2022	5,000,000.00	1.896	871
3134GVTT5	245902	1010	FHLMC 0.45 11-18-22	05/21/2020	15,000,000.00	.450	11/18/2022	15,000,000.00	.450	871
3134GVTT5	245914	1010	FHLMC 0.45 11-18-22	05/22/2020	10,000,000.00	.450	11/18/2022	10,000,000.00	.450	871
14913Q2E8	235618	1030	CAT 2.55 11-29-22 MTN	03/14/2018	4,877,700.00	2.550	11/29/2022	5,000,000.00	3.112	882
14913Q2E8	240328	1030	CAT 2.55 11-29-22 MTN	04/15/2019	4,975,700.00	2.550	11/29/2022	5,000,000.00	2.691	882
14913Q2E8	243857	1030	CAT 2.55 11-29-22 MTN	12/24/2019	6,008,796.00	2.550	11/29/2022	5,900,000.00	1.900	882
912828M80	234483	1020	T 2 11-30-22	12/01/2017	9,952,792.00	2.000	11/30/2022	10,000,000.00	2.100	883
912828M80	234534	1020	T 2 11-30-22	12/11/2017	9,933,593.75	2.000	11/30/2022	10,000,000.00	2.142	883
912828M80	234617	1020	T 2 11-30-22	12/20/2017	9,896,093.75	2.000	11/30/2022	10,000,000.00	2.223	883
3134GVB98	246008	1010	FHLMC 0 3-8 12-01-22 0000	06/08/2020	19,995,000.00	.375	12/01/2022	20,000,000.00	.385	884
166764AB6	235349	1030	CVX 2.355 12-05-22	02/27/2018	4,867,050.00	2.355	12/05/2022	5,000,000.00	2.956	888
166764AB6	235506	1030	CVX 2.355 12-05-22	03/07/2018	1,458,390.00	2.355	12/05/2022	1,500,000.00	2.986	888
166764AB6	244053	1030	CVX 2.355 12-05-22	01/17/2020	5,075,450.00	2.355	12/05/2022	5,000,000.00	1.815	888
931142DU4	234520	1030	WMT 2.35 12-15-22	12/15/2017	4,986,200.00	2.350	12/15/2022	5,000,000.00	2.408	898
458140AM2	234546	1030	INTC 2.7 12-15-22	12/15/2017	5,047,250.00	2.700	12/15/2022	5,000,000.00	2.498	898
931142DU4	240064	1030	WMT 2.35 12-15-22	03/15/2019	4,936,800.00	2.350	12/15/2022	5,000,000.00	2.706	898
931142DU4	240260	1030	WMT 2.35 12-15-22	04/08/2019	4,959,895.50	2.350	12/15/2022	5,000,000.00	2.579	898
458140AM2	241019	1030	INTC 2.7 12-15-22	04/29/2019	4,042,951.50	2.700	12/15/2022	4,025,000.00	2.570	898
458140AM2	241226	1030	INTC 2.7 12-15-22	05/06/2019	6,181,399.69	2.700	12/15/2022	6,169,000.00	2.641	898



Run Date: 7/2/2020 6:33:45 AM

Investments Outstanding As Of Date: 6/30/2020

INVENTORY BY MATURITY REPORT

CUSIP	Investment #	Fund	Issuer	Purchase Date	Current Book	Current Rate	Maturity Date	Current Par	YTM	Days to Maturity
912828N30	234790	1020	T 2 1-8 12-31-22	01/10/2018	4,958,593.75	2.125	12/31/2022	5,000,000.00	2.302	914
912828N30	234811	1020	T 2 1-8 12-31-22	01/16/2018	4,942,187.50	2.125	12/31/2022	5,000,000.00	2.374	914
912828N30	234881	1020	T 2 1-8 12-31-22	01/22/2018	4,930,468.75	2.125	12/31/2022	5,000,000.00	2.425	914
912828N30	236831	1020	T 2 1-8 12-31-22	05/18/2018	9,659,375.00	2.125	12/31/2022	10,000,000.00	2.918	914
24422EUA5	244306	1030	DE 2.7 01-06-23 MTN	02/07/2020	5,143,750.00	2.700	01/06/2023	5,000,000.00	1.685	920
89233P7F7	242229	1030	TOYOTA 2 5-8 01-10-23 MTN	08/07/2019	2,344,123.90	2.625	01/10/2023	2,294,000.00	1.962	924
037833DE7	240246	1030	AAPL 2.4 01-13-23	04/05/2019	4,956,750.00	2.400	01/13/2023	5,000,000.00	2.642	927
31359YCM7	173957	2000	FNMA STRIP	12/13/2005	130,752.99	.000	01/15/2023	317,000.00	5.250	929
88059ENC4	179702	2000	TVA STRIP	01/31/2007	63,690.00	.000	01/15/2023	150,000.00	5.441	929
90331HNL3	243294	1030	USB 2.85 01-23-23 BKNT	11/07/2019	2,146,851.25	2.850	01/23/2023	2,095,000.00	2.049	937
3134GU3J7	244037	1010	FHLMC 1 3-4 01-23-23 0000	01/23/2020	5,000,000.00	1.750	01/23/2023	5,000,000.00	1.750	937
3133ELJN5	244142	1010	FFCB 1.64 01-24-23	01/24/2020	3,249,675.00	1.640	01/24/2023	3,250,000.00	1.643	938
3133ELJN5	244143	1010	FFCB 1.64 01-24-23	01/24/2020	4,999,250.00	1.640	01/24/2023	5,000,000.00	1.645	938
9128283U2	235035	1020	T 2 3-8 01-31-23	01/31/2018	4,978,125.00	2.375	01/31/2023	5,000,000.00	2.469	945
9128283U2	235899	1020	T 2 3-8 01-31-23	04/17/2018	14,789,062.50	2.375	01/31/2023	15,000,000.00	2.689	945
19416QEA4	235011	1030	CL 1.95 02-01-23 MTN	02/01/2018	9,647,400.00	1.950	02/01/2023	10,000,000.00	2.709	946
46513YCC0	235139	1010	ISRAEL BOND	02/15/2018	10,000,000.00	3.640	02/01/2023	10,000,000.00	3.640	946
46513YGQ5	235141	1010	ISRAEL BOND FLOATING RATE	02/15/2018	5,000,000.00	2.938	02/01/2023	5,000,000.00	2.938	946
3134GTR47	242153	1010	FHLMC 2.1 02-06-23	08/06/2019	15,000,000.00	2.100	02/06/2023	15,000,000.00	2.100	951
31358CZ90	143510	2000	FNMA STRIP	08/10/2000	471,386.65	.000	02/07/2023	2,135,000.00	6.830	952
3134GTT86	242209	1010	FHLMC 2 1-8 02-07-23	08/07/2019	4,845,000.00	2.125	02/07/2023	4,845,000.00	2.125	952
3130AFC88	238726	1010	FHLB 3.22 02-13-23	11/13/2018	10,000,000.00	3.220	02/13/2023	10,000,000.00	3.220	958
313490CK8	49399	2000	FED JUDICIARY	03/30/1998	716,040.00	.000	02/15/2023	3,400,000.00	6.362	960
912833LL2	180370	2000	US TREASURY STRIP	04/03/2007	22,905.50	.000	02/15/2023	50,000.00	4.980	960
912833LL2	180522	2000	US TREASURY STRIP	04/12/2007	45,059.00	.000	02/15/2023	100,000.00	5.095	960
912833LL2	180738	2000	US TREASURY STRIP	04/30/2007	46,014.00	.000	02/15/2023	100,000.00	4.975	960
912833LL2	184840	2000	US TREASURY STRIP	02/28/2008	4,939.02	.000	02/15/2023	10,000.00	4.770	960
912833LL2	185230	2000	US TREASURY STRIP	03/27/2008	5,210.00	.000	02/15/2023	10,000.00	4.428	960
912833LL2	185273	2000	US TREASURY STRIP	03/28/2008	25,818.50	.000	02/15/2023	50,000.00	4.490	960
912833LL2	185599	2000	US TREASURY STRIP	04/16/2008	26,218.00	.000	02/15/2023	50,000.00	4.400	960
912833LL2	185618	2000	US TREASURY STRIP	04/16/2008	5,260.00	.000	02/15/2023	10,000.00	4.379	960
912833LL2	185885	2000	US TREASURY STRIP	04/28/2008	12,570.50	.000	02/15/2023	25,000.00	4.700	960
912833LL2	190599	2000	US TREASURY STRIP	02/27/2009	28,794.50	.000	02/15/2023	50,000.00	3.990	960



Run Date: 7/2/2020 6:33:45 AM

Investments Outstanding As Of Date: 6/30/2020

INVENTORY BY MATURITY REPORT

CUSIP	Investment #	Fund	Issuer	Purchase Date	Current Book	Current Rate	Maturity Date	Current Par	YTM	Days to Maturity
912833LL2	190830	2000	US TREASURY STRIP	03/20/2009	28,901.50	.000	02/15/2023	50,000.00	3.980	960
912833LL2	190956	2000	US TREASURY STRIP	03/30/2009	59,081.00	.000	02/15/2023	100,000.00	3.827	960
912833LL2	191122	2000	US TREASURY STRIP	04/13/2009	3,000.00	.000	02/15/2023	5,000.00	3.725	960
912803BB8	191213	2000	US TREASURY STRIP (P)	04/16/2009	29,076.50	.000	02/15/2023	50,000.00	3.957	960
912803BB8	191860	2000	US TREASURY STRIP (P)	04/24/2009	29,230.00	.000	02/15/2023	50,000.00	3.925	960
912833LL2	194858	2000	US TREASURY STRIP	02/08/2010	56,026.00	.000	02/15/2023	100,000.00	4.500	960
912833LL2	195183	2000	US TREASURY STRIP	03/03/2010	28,166.50	.000	02/15/2023	50,000.00	4.479	960
912833LL2	195390	2000	US TREASURY STRIP	03/12/2010	56,065.00	.000	02/15/2023	100,000.00	4.525	960
912833LL2	195859	2000	US TREASURY STRIP	04/08/2010	27,596.50	.000	02/15/2023	50,000.00	4.677	960
912833LL2	196884	2000	US TREASURY STRIP	04/30/2010	28,595.50	.000	02/15/2023	50,000.00	4.415	960
912833LL2	203858	2000	US TREASURY STRIP	02/28/2011	30,677.50	.000	02/15/2023	50,000.00	4.125	960
912833LL2	204505	2000	US TREASURY STRIP	04/12/2011	60,977.00	.000	02/15/2023	100,000.00	4.220	960
912833LL2	205418	2000	US TREASURY STRIP	05/05/2011	63,064.00	.000	02/15/2023	100,000.00	3.952	960
912833LL2	208701	2000	US TREASURY STRIP	02/16/2012	38,882.00	.000	02/15/2023	50,000.00	2.300	960
912833LL2	208872	2000	US TREASURY STRIP	03/05/2012	78,016.00	.000	02/15/2023	100,000.00	2.281	960
912833LL2	209011	2000	US TREASURY STRIP	03/19/2012	37,599.00	.000	02/15/2023	50,000.00	2.630	960
912833LL2	209136	2000	US TREASURY STRIP	04/05/2012	38,044.00	.000	02/15/2023	50,000.00	2.532	960
912833LL2	209928	2000	US TREASURY STRIP	04/30/2012	39,096.50	.000	02/15/2023	50,000.00	2.292	960
912833LL2	213288	2000	US TREASURY STRIP	03/25/2013	40,822.50	.000	02/15/2023	50,000.00	2.060	960
912833LL2	213360	2000	US TREASURY STRIP	03/28/2013	81,786.00	.000	02/15/2023	100,000.00	2.044	960
912833LL2	213437	2000	US TREASURY STRIP	04/04/2013	41,317.50	.000	02/15/2023	50,000.00	1.942	960
912833LL2	213504	2000	US TREASURY STRIP	04/12/2013	83,508.00	.000	02/15/2023	100,000.00	1.839	960
912833LL2	214255	2000	US TREASURY STRIP	05/02/2013	84,236.00	.000	02/15/2023	100,000.00	1.760	960
912833LL2	216910	2000	US TREASURY STRIP	03/21/2014	197,055.00	.000	02/15/2023	250,000.00	2.690	960
912833LL2	220875	2000	US TREASURY STRIP	02/13/2015	34,244.80	.000	02/15/2023	40,000.00	1.950	960
912833LL2	222349	2000	US TREASURY STRIP	04/30/2015	34,650.80	.000	02/15/2023	40,000.00	1.850	960
912833LL2	225732	2000	USTREASURYSTRIP	03/17/2016	35,260.80	.000	02/15/2023	40,000.00	1.832	960
912833LL2	225759	2000	USTREASURYSTRIP	03/17/2016	16,089.93	.000	02/15/2023	18,250.00	1.830	960
912833LL2	229651	2000	S O 02-15-23	02/24/2017	45,627.40	.000	02/15/2023	52,000.00	2.200	960
912833LL2	230017	2000	S O 02-15-23	03/24/2017	350,920.00	.000	02/15/2023	400,000.00	2.232	960
912833LL2	230131	2000	S O 02-15-23	03/30/2017	220,037.50	.000	02/15/2023	250,000.00	2.183	960
912833LL2	230237	2000	S O 02-15-23	04/06/2017	44,186.00	.000	02/15/2023	50,000.00	2.120	960
912833LL2	230353	2000	S O 02-15-23	04/17/2017	35,463.20	.000	02/15/2023	40,000.00	2.075	960



Run Date: 7/2/2020 6:33:45 AM

Investments Outstanding As Of Date: 6/30/2020

INVENTORY BY MATURITY REPORT

CUSIP	Investment #	Fund	Issuer	Purchase Date	Current Book	Current Rate	Maturity Date	Current Par	YTM	Days to Maturity
912833LL2	230988	2000	S 0 02-15-23	04/28/2017	221,975.00	.000	02/15/2023	250,000.00	2.060	960
912833LL2	235197	2000	S 0 02-15-23	02/15/2018	35,170.80	.000	02/15/2023	40,000.00	2.590	960
912833LL2	235366	2000	S 0 02-15-23	03/01/2018	35,136.80	.000	02/15/2023	40,000.00	2.630	960
912833LL2	235391	2000	S 0 02-15-23	03/01/2018	35,097.20	.000	02/15/2023	40,000.00	2.653	960
912833LL2	235451	2000	S 0 02-15-23	03/05/2018	175,084.00	.000	02/15/2023	200,000.00	2.706	960
912833LL2	235524	2000	S 0 02-15-23	03/08/2018	35,117.60	.000	02/15/2023	40,000.00	2.652	960
912833LL2	236306	2000	S 0 02-15-23	04/26/2018	34,912.80	.000	02/15/2023	40,000.00	2.850	960
912833LL2	244733	2000	S 0 02-15-23	03/19/2020	39,488.80	.000	02/15/2023	40,000.00	.443	960
912833LL2	244836	2000	S 0 02-15-23	04/02/2020	24,821.25	.000	02/15/2023	25,000.00	.250	960
30231GAR3	238864	1030	XOM 2.726 03-01-23	11/09/2018	2,915,490.00	2.726	03/01/2023	3,000,000.00	3.434	974
30231GAR3	240220	1030	XOM 2.726 03-01-23	04/04/2019	5,032,750.00	2.726	03/01/2023	5,000,000.00	2.549	974
713448CG1	241319	1030	PEP 2 3-4 03-01-23	05/14/2019	5,032,600.00	2.750	03/01/2023	5,000,000.00	2.568	974
478160BT0	242743	1030	JNJ 2.05 03-01-23	09/17/2019	5,014,773.70	2.050	03/01/2023	5,000,000.00	1.961	974
30231GAR3	244350	1030	XOM 2.726 03-01-23	02/13/2020	5,154,750.00	2.726	03/01/2023	5,000,000.00	1.681	974
30231GAR3	244657	1030	XOM 2.726 03-01-23	03/11/2020	10,288,600.00	2.726	03/01/2023	10,000,000.00	1.726	974
478160BT0	244685	1030	JNJ 2.05 03-01-23	03/13/2020	8,704,000.00	2.050	03/01/2023	8,500,000.00	1.224	974
3133ELQX5	244514	1010	FFCB 1.46 03-03-23	03/03/2020	24,977,500.00	1.460	03/03/2023	25,000,000.00	1.491	976
3133ELRZ9	244575	1010	FFCB 1.24 03-10-23	03/10/2020	10,000,000.00	1.240	03/10/2023	10,000,000.00	1.240	983
3133ELRZ9	244576	1010	FFCB 1.24 03-10-23	03/10/2020	15,000,000.00	1.240	03/10/2023	15,000,000.00	1.240	983
084670BR8	235499	1030	BRK 2 3-4 03-15-23	03/15/2018	4,940,550.00	2.750	03/15/2023	5,000,000.00	3.008	988
084670BR8	235908	1030	BRK 2 3-4 03-15-23	04/19/2018	4,904,850.00	2.750	03/15/2023	5,000,000.00	3.172	988
084670BR8	241018	1030	BRK 2 3-4 03-15-23	04/29/2019	5,016,850.00	2.750	03/15/2023	5,000,000.00	2.658	988
084670BR8	242547	1030	BRK 2 3-4 03-15-23	09/03/2019	2,581,250.00	2.750	03/15/2023	2,500,000.00	1.796	988
88579YAX9	242555	1030	MMM 2 1-4 03-15-23 MTN	09/04/2019	5,072,500.00	2.250	03/15/2023	5,000,000.00	1.824	988
084670BR8	245531	1030	BRK 2.75 3-15-2023	04/23/2020	10,588,100.00	2.750	03/15/2023	10,000,000.00	.694	988
3134GV4B1	246158	1010	FHLMC 0.4 03-30-23	06/30/2020	14,996,250.00	.400	03/30/2023	15,000,000.00	.409	1003
9128284D9	235878	1020	T 2 1-2 03-31-23	04/13/2018	9,931,250.00	2.500	03/31/2023	10,000,000.00	2.649	1004
9128284D9	235907	1020	T 2 1-2 03-31-23	04/18/2018	9,911,718.75	2.500	03/31/2023	10,000,000.00	2.691	1004
9128284D9	236242	1020	T 2 1-2 03-31-23	04/20/2018	9,884,375.00	2.500	03/31/2023	10,000,000.00	2.751	1004
9128284D9	236444	1020	T 2 1-2 03-31-23	04/25/2018	4,922,265.63	2.500	03/31/2023	5,000,000.00	2.840	1004
912828Q29	242288	1020	T 1 1-2 03-31-23	08/09/2019	14,956,640.63	1.500	03/31/2023	15,000,000.00	1.582	1004
191216AZ3	236670	1030	KO 2 1-2 04-01-23	05/03/2018	4,846,250.00	2.500	04/01/2023	5,000,000.00	3.181	1005
191216AZ3	238625	1030	KO 2 1-2 04-01-23	10/19/2018	3,861,800.00	2.500	04/01/2023	4,000,000.00	3.342	1005



Run Date: 7/2/2020 6:33:45 AM

Investments Outstanding As Of Date: 6/30/2020

INVENTORY BY MATURITY REPORT

CUSIP	Investment #	Fund	Issuer	Purchase Date	Current Book	Current Rate	Maturity Date	Current Par	YTM	Days to Maturity
46647PBB1	240118	1030	JPM 3.207 04-01-23	03/25/2019	5,015,400.00	3.207	04/01/2023	5,000,000.00	3.125	1005
677522U51	244120	1010	OPFC Veterans Compensation	02/05/2020	4,665,000.00	1.747	04/01/2023	4,665,000.00	1.747	1005
46513JCG4	244952	1010	ISRAEL BOND 4-1-23 1.54	04/15/2020	20,000,000.00	1.540	04/01/2023	20,000,000.00	1.540	1005
24422EVE6	244646	1030	DE 1.2 04-06-23 MTN	03/10/2020	5,024,250.00	1.200	04/06/2023	5,000,000.00	1.039	1010
3130AJG94	244828	1010	FHLB 0 7-8 04-06-23	04/06/2020	10,000,000.00	.875	04/06/2023	10,000,000.00	.875	1010
3134GVJN9	244873	1010	FHLMC 1.2 04-06-23	04/08/2020	10,000,000.00	1.200	04/06/2023	10,000,000.00	1.200	1010
3134GVJN9	244874	1010	FHLMC 1.2 04-06-23	04/08/2020	10,000,000.00	1.200	04/06/2023	10,000,000.00	1.200	1010
3137EAEQ8	245481	1010	FHLMC 0 3-8 04-20-23	04/21/2020	14,975,400.00	.375	04/20/2023	15,000,000.00	.430	1024
9128284L1	237508	1020	T 2 3-4 04-30-23	07/18/2018	9,999,609.38	2.750	04/30/2023	10,000,000.00	2.750	1034
19416QEC0	236538	1030	CL 2.1 05-01-23 MTN	05/02/2018	6,664,490.00	2.100	05/01/2023	7,000,000.00	3.144	1035
19416QEC0	240063	1030	CL 2.1 05-01-23 MTN	03/15/2019	4,888,250.00	2.100	05/01/2023	5,000,000.00	2.675	1035
594918AT1	245532	1030	MSFT 2.375 5-1-2023	04/23/2020	10,502,573.90	2.375	05/01/2023	10,000,000.00	.692	1035
037833AK6	244639	1030	AAPL 2.4 05-03-23	03/10/2020	1,563,930.00	2.400	05/03/2023	1,500,000.00	1.020	1037
3134GVULO	245837	1010	FHLMC 0.45 05-12-23	05/14/2020	20,000,000.00	.450	05/12/2023	20,000,000.00	.450	1046
3134GVUB2	245876	1010	FHLMC 0.6 05-12-23	05/18/2020	14,860,000.00	.600	05/12/2023	14,860,000.00	.600	1046
912833LN8	181169	2000	US TREASURY STRIP	05/31/2007	22,092.00	.000	05/15/2023	50,000.00	5.185	1049
912833LN8	181417	2000	US TREASURY STRIP	06/26/2007	21,380.50	.000	05/15/2023	50,000.00	5.420	1049
912833LN8	181558	2000	US TREASURY STRIP	07/06/2007	21,843.00	.000	05/15/2023	50,000.00	5.291	1049
912833LN8	181864	2000	US TREASURY STRIP	07/30/2007	44,452.00	.000	05/15/2023	100,000.00	5.200	1049
912833LN8	186336	2010	US TREASURY STRIP	05/22/2008	3,749,099.68	.000	05/15/2023	7,538,000.00	4.717	1049
912833LN8	186422	2000	US TREASURY STRIP	05/27/2008	25,055.00	.000	05/15/2023	50,000.00	4.670	1049
912833LN8	186667	2000	US TREASURY STRIP	06/09/2008	13,580.25	.000	05/15/2023	25,000.00	4.129	1049
912833LN8	187230	2000	US TREASURY STRIP	07/11/2008	5,062.10	.000	05/15/2023	10,000.00	4.639	1049
912833LN8	192218	2000	US TREASURY STRIP	05/13/2009	81,210.00	.000	05/15/2023	150,000.00	4.429	1049
912833LN8	193237	2000	US TREASURY STRIP	08/18/2009	26,764.00	.000	05/15/2023	50,000.00	4.600	1049
912833LN8	197102	2000	US TREASURY STRIP	05/11/2010	177,569.35	.000	05/15/2023	306,000.00	4.227	1049
912833LN8	197197	2000	US TREASURY STRIP	05/14/2010	14,466.00	.000	05/15/2023	25,000.00	4.252	1049
912833LN8	198377	2000	US TREASURY STRIP	06/30/2010	30,733.00	.000	05/15/2023	50,000.00	3.816	1049
912833LN8	198704	2000	US TREASURY STRIP	07/13/2010	61,200.00	.000	05/15/2023	100,000.00	3.861	1049
912833LN8	205477	2000	US TREASURY STRIP	05/09/2011	62,720.00	.000	05/15/2023	100,000.00	3.920	1049
912833LN8	206122	2000	US TREASURY STRIP	06/13/2011	64,973.00	.000	05/15/2023	100,000.00	3.650	1049
912833LN8	206332	2000	US TREASURY STRIP	06/23/2011	32,480.50	.000	05/15/2023	50,000.00	3.660	1049
912833LN8	206374	2000	US TREASURY STRIP	06/27/2011	32,419.50	.000	05/15/2023	50,000.00	3.679	1049



Run Date: 7/2/2020 6:33:45 AM

Investments Outstanding As Of Date: 6/30/2020

INVENTORY BY MATURITY REPORT

CUSIP	Investment #	Fund	Issuer	Purchase Date	Current Book	Current Rate	Maturity Date	Current Par	YTM	Days to Maturity
912833LN8	210181	2000	US TREASURY STRIP	05/16/2012	39,408.00	.000	05/15/2023	50,000.00	2.176	1049
912833LN8	210396	2000	US TREASURY STRIP	06/06/2012	41,171.50	.000	05/15/2023	50,000.00	1.784	1049
912833LN8	210602	2000	US TREASURY STRIP	06/25/2012	40,402.50	.000	05/15/2023	50,000.00	1.967	1049
912833LN8	214706	2000	US TREASURY STRIP	06/17/2013	39,743.50	.000	05/15/2023	50,000.00	2.330	1049
912833LN8	218185	2000	US TREASURY STRIP	06/26/2014	39,605.50	.000	05/15/2023	50,000.00	2.640	1049
912833LN8	218211	2000	US TREASURY STRIP	06/27/2014	39,528.50	.000	05/15/2023	50,000.00	2.663	1049
912833LN8	218581	2000	US TREASURY STRIP	07/31/2014	40,155.00	.000	05/15/2023	50,000.00	2.510	1049
912833LN8	222626	2000	US TREASURY STRIP	05/21/2015	210,577.50	.000	05/15/2023	250,000.00	2.161	1049
912833LN8	226888	2000	US TREASURY STRI ZERO-% 5	05/26/2016	106,412.40	.000	05/15/2023	120,000.00	1.732	1049
912833LN8	227315	2000	US TREASURY STRI ZERO-% 5	07/15/2016	45,576.50	.000	05/15/2023	50,000.00	1.360	1049
912833LN8	227499	2000	US TREASURY STRI ZERO-% 5	07/29/2016	36,246.80	.000	05/15/2023	40,000.00	1.455	1049
912833LN8	227670	2000	US TREASURY STRI ZERO-% 5	08/12/2016	90,637.00	.000	05/15/2023	100,000.00	1.460	1049
912833LN8	231305	2000	S 0 05-15-23	05/11/2017	35,162.40	.000	05/15/2023	40,000.00	2.156	1049
912833LN8	231589	2000	S 0 05-15-23	06/02/2017	35,522.00	.000	05/15/2023	40,000.00	2.005	1049
912833LN8	237032	2000	S 0 05-15-23	06/14/2018	34,819.60	.000	05/15/2023	40,000.00	2.840	1049
912833LN8	237317	2000	S 0 05-15-23	07/06/2018	34,985.20	.000	05/15/2023	40,000.00	2.776	1049
912833LN8	237406	2000	S 0 05-15-23	07/12/2018	35,001.60	.000	05/15/2023	40,000.00	2.776	1049
912828VB3	239254	1020	T 1 3-4 05-15-23	12/21/2018	9,622,656.25	1.750	05/15/2023	10,000,000.00	2.664	1049
912833LN8	241256	2000	S 0 05-15-23	05/09/2019	36,504.00	.000	05/15/2023	40,000.00	2.290	1049
912833LN8	241680	2000	S 0 05-15-23	06/21/2019	37,252.80	.000	05/15/2023	40,000.00	1.833	1049
912833LN8	241905	2000	S 0 05-15-23	07/11/2019	37,274.00	.000	05/15/2023	40,000.00	1.844	1049
912833LN8	242043	2000	S 0 05-15-23	07/22/2019	233,125.00	.000	05/15/2023	250,000.00	1.840	1049
912833LN8	242099	2000	S 0 05-15-23	07/26/2019	37,396.40	.000	05/15/2023	40,000.00	1.777	1049
912833LN8	245845	2000	S 0 05-15-23	05/18/2020	39,763.20	.000	05/15/2023	40,000.00	.199	1049
912833LN8	246025	2000	S 0 05-15-23	06/12/2020	39,724.80	.000	05/15/2023	40,000.00	.236	1049
912833LN8	246087	2000	S 0 05-15-23	06/19/2020	39,761.20	.000	05/15/2023	40,000.00	.206	1049
166764BK5	238919	1030	CVX 2.566 05-16-23	11/16/2018	2,401,650.00	2.566	05/16/2023	2,500,000.00	3.519	1050
58933YAF2	236838	1030	MRK 2.8 05-18-23	05/22/2018	4,873,950.00	2.800	05/18/2023	5,000,000.00	3.353	1052
58933YAF2	240025	1030	MRK 2.8 05-18-23	03/08/2019	4,994,200.00	2.800	05/18/2023	5,000,000.00	2.829	1052
9128284S6	238481	1020	T 2 3-4 05-31-23	10/04/2018	9,907,812.50	2.750	05/31/2023	10,000,000.00	2.963	1065
3133EET67	244957	1010	FFCB 2.3 06-05-23	04/13/2020	10,558,700.00	2.300	06/05/2023	10,000,000.00	.507	1070
24422EUH0	236968	1030	DE 3.45 06-07-23 GMTN	06/07/2018	2,007,760.00	3.450	06/07/2023	2,000,000.00	3.365	1072
3133EKNY8	241480	1010	FFCB 2.3 06-07-23	06/07/2019	10,000,000.00	2.300	06/07/2023	10,000,000.00	2.300	1072



Run Date: 7/2/2020 6:33:45 AM

Investments Outstanding As Of Date: 6/30/2020

INVENTORY BY MATURITY REPORT

CUSIP	Investment #	Fund	Issuer	Purchase Date	Current Book	Current Rate	Maturity Date	Current Par	YTM	Days to Maturity
3130AJPC7	245992	1010	FHLB 0.45 06-15-23	06/15/2020	11,626,273.75	.450	06/15/2023	11,635,000.00	.475	1080
166764AH3	237293	1030	CVX 3.191 06-24-23	06/29/2018	5,729,067.52	3.191	06/24/2023	5,753,000.00	3.282	1089
166764AH3	244669	1030	CVX 3.191 06-24-23	03/12/2020	10,490,400.00	3.191	06/24/2023	10,000,000.00	1.650	1089
931142EK5	238626	1030	WMT 3.4 06-26-23	10/19/2018	4,996,950.00	3.400	06/26/2023	5,000,000.00	3.413	1091
931142EK5	238647	1030	WMT 3.4 06-26-23	10/22/2018	4,986,150.00	3.400	06/26/2023	5,000,000.00	3.464	1091
931142EK5	240013	1030	WMT 3.4 06-26-23	03/07/2019	7,139,440.00	3.400	06/26/2023	7,000,000.00	2.903	1091
9128284U1	237586	1020	T 2 5-8 06-30-23	07/25/2018	9,907,812.50	2.625	06/30/2023	10,000,000.00	2.826	1095
912828S35	242290	1020	T 1 3-8 06-30-23	08/09/2019	14,896,875.00	1.375	06/30/2023	15,000,000.00	1.558	1095
3134A4NB6	158997	2000	FHLMC STRIP	01/23/2003	1,006,230.00	.000	07/15/2023	3,400,000.00	6.035	1110
90331HNV1	237782	1030	USB 3.4 07-24-23 BKNT	08/10/2018	4,999,950.00	3.400	07/24/2023	5,000,000.00	3.400	1119
90331HNV1	239090	1030	USB 3.4 07-24-23 BKNT	12/10/2018	4,980,150.00	3.400	07/24/2023	5,000,000.00	3.493	1119
3134GTEL3	240205	1010	FHLMC 2 1-2 07-26-23 0000	04/26/2019	15,000,000.00	2.500	07/26/2023	15,000,000.00	2.500	1121
912828S92	241975	1020	T 1 1-4 07-31-23	07/15/2019	9,764,062.50	1.250	07/31/2023	10,000,000.00	1.858	1126
912828S92	242682	1020	T 1 1-4 07-31-23	09/10/2019	9,907,812.50	1.250	07/31/2023	10,000,000.00	1.495	1126
3134GVPF9	245600	1010	FHLMC 0.55 08-04-23	05/04/2020	25,000,000.00	.550	08/04/2023	25,000,000.00	.550	1130
31358C2A3	108978	2000	FNMA STRIP	06/28/1999	591,450.00	.000	08/07/2023	3,000,000.00	6.849	1133
594918BQ6	240012	1030	MSFT 2 08-08-23	03/07/2019	9,680,800.00	2.000	08/08/2023	10,000,000.00	2.772	1134
594918BQ6	241792	1030	MSFT 2 08-08-23	06/28/2019	4,998,600.00	2.000	08/08/2023	5,000,000.00	2.007	1134
594918BQ6	244688	1030	MSFT 2 08-08-23	03/13/2020	2,323,210.50	2.000	08/08/2023	2,265,000.00	1.226	1134
3130AJ2L2	244439	1010	FHLB 1.7 08-14-23	02/21/2020	5,000,000.00	1.700	08/14/2023	5,000,000.00	1.700	1140
912833LM0	178335	2000	US TREASURY STRIP	10/04/2006	22,029.00	.000	08/15/2023	50,000.00	4.920	1141
912833LM0	178589	2000	US TREASURY STRIP	10/26/2006	59,534.58	.000	08/15/2023	138,000.00	5.066	1141
912833LM0	178999	2000	US TREASURY STRIP	11/28/2006	22,591.50	.000	08/15/2023	50,000.00	4.810	1141
912833LM0	182223	2000	US TREASURY STRIP	08/28/2007	44,963.00	.000	08/15/2023	100,000.00	5.070	1141
912833LM0	182554	2000	US TREASURY STRIP	09/25/2007	44,750.00	.000	08/15/2023	100,000.00	5.125	1141
912833LM0	182759	2000	US TREASURY STRIP	10/05/2007	46,008.00	.000	08/15/2023	100,000.00	4.955	1141
912833LM0	188070	2000	US TREASURY STRIP	09/15/2008	26,175.00	.000	08/15/2023	50,000.00	4.387	1141
912833LM0	188165	2010	US TREASURY STRIP	09/22/2008	311,149.44	.000	08/15/2023	576,000.00	4.177	1141
912833LM0	193256	2000	US TREASURY STRIP	08/18/2009	53,283.25	.000	08/15/2023	100,000.00	4.550	1141
912833LM0	199563	2000	US TREASURY STRIP	08/13/2010	31,177.00	.000	08/15/2023	50,000.00	3.665	1141
912833LM0	200626	2000	US TREASURY STRIP	09/24/2010	64,220.00	.000	08/15/2023	100,000.00	3.465	1141
912833LM0	207493	2000	US TREASURY STRIP	09/23/2011	37,299.00	.000	08/15/2023	50,000.00	2.479	1141
912833LM0	207863	2000	US TREASURY STRIP	10/31/2011	72,805.00	.000	08/15/2023	100,000.00	2.710	1141



Run Date: 7/2/2020 6:33:45 AM

Investments Outstanding As Of Date: 6/30/2020

INVENTORY BY MATURITY REPORT

CUSIP	Investment #	Fund	Issuer	Purchase Date	Current Book	Current Rate	Maturity Date	Current Par	YTM	Days to Maturity
912833LM0	207916	2000	US TREASURY STRIP	11/03/2011	36,347.00	.000	08/15/2023	50,000.00	2.725	1141
912833LM0	211242	2000	US TREASURY STRIP	08/17/2012	40,209.00	.000	08/15/2023	50,000.00	1.992	1141
912833LM0	211302	2000	US TREASURY STRIP	08/22/2012	79,422.00	.000	08/15/2023	100,000.00	2.109	1141
912833LM0	215297	2000	US TREASURY STRIP	08/16/2013	37,531.00	.000	08/15/2023	50,000.00	2.890	1141
912833LM0	215620	2000	US TREASURY STRIP	09/26/2013	37,660.50	.000	08/15/2023	50,000.00	2.887	1141
912833LM0	215884	2000	US TREASURY STRIP	11/01/2013	77,061.00	.000	08/15/2023	100,000.00	2.680	1141
912833LM0	218839	2000	US TREASURY STRIP	08/28/2014	321,552.00	.000	08/15/2023	400,000.00	2.450	1141
912833LM0	219031	2000	US TREASURY STRIP	09/18/2014	79,200.00	.000	08/15/2023	100,000.00	2.635	1141
912833LM0	219292	2000	US TREASURY STRIP	10/17/2014	32,772.80	.000	08/15/2023	40,000.00	2.270	1141
912833LM0	224331	2000	USTREASURYSTRIP	10/08/2015	85,898.00	.000	08/15/2023	100,000.00	1.945	1141
912833LM0	224485	2000	USTREASURYSTRIP	10/22/2015	85,928.00	.000	08/15/2023	100,000.00	1.950	1141
912833LM0	224554	2000	USTREASURYSTRIP	10/29/2015	34,293.60	.000	08/15/2023	40,000.00	1.984	1141
912833LM0	228091	2000	US TREASURY STRI ZERO-% 8	09/23/2016	44,982.00	.000	08/15/2023	50,000.00	1.540	1141
912833LM0	228287	2000	US TREASURY STRI ZERO-% 8	10/14/2016	223,737.50	.000	08/15/2023	250,000.00	1.630	1141
912833LM0	234130	2000	S 0 08-15-23	10/26/2017	35,270.00	.000	08/15/2023	40,000.00	2.180	1141
912833LM0	234154	2000	S 0 08-15-23	10/26/2017	44,087.50	.000	08/15/2023	50,000.00	2.180	1141
912833LM0	234189	2000	S 0 08-15-23	10/27/2017	22,019.75	.000	08/15/2023	25,000.00	2.200	1141
912833LM0	237892	2000	S 0 08-15-23	08/23/2018	104,796.00	.000	08/15/2023	120,000.00	2.740	1141
912833LM0	237919	2000	S 0 08-15-23	08/23/2018	34,949.20	.000	08/15/2023	40,000.00	2.730	1141
912833LM0	237932	2000	S 0 08-15-23	08/23/2018	218,420.00	.000	08/15/2023	250,000.00	2.731	1141
742718EB1	238084	1030	PG 3.1 08-15-23	08/31/2018	3,778,926.00	3.100	08/15/2023	3,775,000.00	3.077	1141
912833LM0	238209	2000	S 0 08-15-23	09/13/2018	34,833.60	.000	08/15/2023	40,000.00	2.830	1141
912833LM0	238690	2000	S 0 08-15-23	10/25/2018	345,784.00	.000	08/15/2023	400,000.00	3.053	1141
912833LM0	242340	2000	S 0 08-15-23	08/19/2019	23,553.25	.000	08/15/2023	25,000.00	1.500	1141
912833LM0	242569	2000	S 0 08-15-23	09/06/2019	94,802.00	.000	08/15/2023	100,000.00	1.359	1141
912833LM0	242662	2000	S 0 08-15-23	09/12/2019	75,412.00	.000	08/15/2023	80,000.00	1.511	1141
912833LM0	242799	2000	S 0 08-15-23	09/23/2019	234,450.00	.000	08/15/2023	250,000.00	1.656	1141
3134GVVG0	245872	1010	FHLMC 0.45 08-18-23	05/18/2020	10,000,000.00	.450	08/18/2023	10,000,000.00	.450	1144
3134GSUZ6	237840	1010	FHLMC 3.05 08-28-23	08/28/2018	10,000,000.00	3.050	08/28/2023	10,000,000.00	3.050	1154
9128284X5	238202	1020	T 2 3-4 08-31-23	09/11/2018	9,968,750.00	2.750	08/31/2023	10,000,000.00	2.818	1157
9128284X5	238335	1020	T 2 3-4 08-31-23	09/21/2018	9,901,562.50	2.750	08/31/2023	10,000,000.00	2.965	1157
3130AJK24	245629	1010	FHLB 0.48 09-01-23	05/06/2020	20,029,600.00	.480	09/01/2023	20,000,000.00	.435	1158
3134GS7A7	240073	1010	FHLMC 2.65 09-29-23	03/29/2019	15,000,000.00	2.650	09/29/2023	15,000,000.00	2.650	1186



Run Date: 7/2/2020 6:33:45 AM

Investments Outstanding As Of Date: 6/30/2020

INVENTORY BY MATURITY REPORT

CUSIP	Investment #	Fund	Issuer	Purchase Date	Current Book	Current Rate	Maturity Date	Current Par	YTM	Days to Maturity
9128285D8	238449	1020	T 2 7-8 09-30-23	10/02/2018	9,965,625.00	2.875	09/30/2023	10,000,000.00	2.950	1187
9128285D8	238486	1020	T 2 7-8 09-30-23	10/04/2018	9,942,187.50	2.875	09/30/2023	10,000,000.00	3.001	1187
9128285D8	238511	1020	T 2 7-8 09-30-23	10/09/2018	9,910,156.25	2.875	09/30/2023	10,000,000.00	3.071	1187
912828T26	242485	1020	T 1 3-8 09-30-23	08/23/2019	9,945,312.50	1.375	09/30/2023	10,000,000.00	1.513	1187
3133EJD48	238865	1010	FFCB 3.05 10-02-23	11/08/2018	4,978,450.00	3.050	10/02/2023	5,000,000.00	3.145	1189
89236TDK8	241543	1030	TOYOTA 2 1-4 10-18-23 MTN	06/06/2019	2,725,211.84	2.250	10/18/2023	2,741,000.00	2.389	1205
89236TDK8	242704	1030	TOYOTA 2 1-4 10-18-23 MTN	09/12/2019	3,536,120.00	2.250	10/18/2023	3,500,000.00	1.986	1205
89236TDK8	242728	1030	TOYOTA 2 1-4 10-18-23 MTN	09/16/2019	5,037,050.00	2.250	10/18/2023	5,000,000.00	2.060	1205
3130AEYR5	238450	1010	FHLB 3 1-4 10-19-23	10/19/2018	10,000,000.00	3.250	10/19/2023	10,000,000.00	3.250	1206
3134GVKW7	244958	1010	FHLMC 0.8 10-20-23	04/20/2020	14,997,000.00	.800	10/20/2023	15,000,000.00	.806	1207
3134GUJZ4	243103	1010	FHLMC 1.85 10-23-23	10/23/2019	10,000,000.00	1.850	10/23/2023	10,000,000.00	1.850	1210
3134GU2M1	244020	1010	FHLMC 1.8 10-23-23	01/23/2020	15,000,000.00	1.800	10/23/2023	15,000,000.00	1.800	1210
3134GVMZ8	245537	1010	FHLMC .65 10-27-2023	04/27/2020	14,988,750.00	.650	10/27/2023	15,000,000.00	.672	1214
3130AF4L8	238530	1010	FHLB 3.3 10-30-23 0000	10/30/2018	5,198,700.00	3.300	10/30/2023	5,200,000.00	3.305	1217
3134GVPE2	245598	1010	FHLMC 0 5-8 10-30-23	04/30/2020	20,000,000.00	.625	10/30/2023	20,000,000.00	.625	1217
912828T91	241544	1020	T 1 5-8 10-31-23	06/05/2019	9,891,406.25	1.625	10/31/2023	10,000,000.00	1.883	1218
912828T91	241545	1020	T 1 5-8 10-31-23	06/05/2019	9,889,062.50	1.625	10/31/2023	10,000,000.00	1.889	1218
912828T91	243094	1020	T 1 5-8 10-31-23	10/11/2019	10,054,687.50	1.625	10/31/2023	10,000,000.00	1.485	1218
912828T91	243145	1020	T 1 5-8 10-31-23	10/22/2019	20,029,687.50	1.625	10/31/2023	20,000,000.00	1.587	1218
88059EHL1	128969	2000	TVA STRIP	02/07/2000	470,668.03	.000	11/01/2023	2,401,000.00	6.986	1219
191216BE9	242238	1030	KO 3.2 11-01-23	08/08/2019	4,925,630.09	3.200	11/01/2023	4,679,000.00	1.897	1219
912833LP3	179297	2000	US TREASURY STRIP	12/18/2006	111,512.50	.000	11/15/2023	250,000.00	4.832	1233
912833LP3	179703	2000	US TREASURY STRIP	01/31/2007	64,126.50	.000	11/15/2023	150,000.00	5.127	1233
912833LP3	183733	2000	US TREASURY STRIP	12/05/2007	24,400.00	.000	11/15/2023	50,000.00	4.550	1233
912833LP3	183940	2000	US TREASURY STRIP	12/19/2007	46,516.00	.000	11/15/2023	100,000.00	4.870	1233
912833LP3	184230	2000	US TREASURY STRIP	01/10/2008	73,650.00	.000	11/15/2023	150,000.00	4.540	1233
912833LP3	189217	2000	US TREASURY STRIP	11/21/2008	50,589.00	.000	11/15/2023	100,000.00	4.600	1233
912833LP3	189263	2000	US TREASURY STRIP	11/21/2008	2,675.00	.000	11/15/2023	5,000.00	4.218	1233
912833LP3	189962	2000	US TREASURY STRIP	01/12/2009	143,260.00	.000	11/15/2023	250,000.00	3.787	1233
912833LP3	190250	2000	US TREASURY STRIP	02/04/2009	54,070.00	.000	11/15/2023	100,000.00	4.205	1233
912833LP3	194196	2000	US TREASURY STRIP	11/24/2009	55,012.00	.000	11/15/2023	100,000.00	4.322	1233
912833LP3	194729	2000	US TREASURY STRIP	01/28/2010	27,171.50	.000	11/15/2023	50,000.00	4.470	1233
912833LP3	201935	2000	US TREASURY STRIP	11/17/2010	31,369.50	.000	11/15/2023	50,000.00	3.620	1233



Run Date: 7/2/2020 6:33:45 AM

Investments Outstanding As Of Date: 6/30/2020

INVENTORY BY MATURITY REPORT

CUSIP	Investment #	Fund	Issuer	Purchase Date	Current Book	Current Rate	Maturity Date	Current Par	YTM	Days to Maturity
912833LP3	202150	2000	US TREASURY STRIP	11/24/2010	30,891.00	.000	11/15/2023	50,000.00	3.746	1233
912833LP3	203390	2000	US TREASURY STRIP	01/31/2011	58,735.00	.000	11/15/2023	100,000.00	4.205	1233
912833LP3	212192	2000	US TREASURY STRIP	11/30/2012	121,449.00	.000	11/15/2023	150,000.00	1.936	1233
912833LP3	212322	2000	US TREASURY STRIP	12/13/2012	284,469.50	.000	11/15/2023	350,000.00	1.907	1233
912833LP3	212651	2000	US TREASURY STRIP	01/17/2013	39,734.50	.000	11/15/2023	50,000.00	2.134	1233
912833LP3	216071	2000	US TREASURY STRIP	11/21/2013	37,675.50	.000	11/15/2023	50,000.00	2.855	1233
912833LP3	216416	2000	US TREASURY STRIP	01/09/2014	73,693.00	.000	11/15/2023	100,000.00	3.124	1233
912833LP3	219693	2000	US TREASURY STRIP	11/20/2014	201,742.50	.000	11/15/2023	250,000.00	2.401	1233
912833LP3	220246	2000	US TREASURY STRIP	01/09/2015	42,038.00	.000	11/15/2023	50,000.00	1.970	1233
912833LP3	220348	2000	US TREASURY STRIP	01/20/2015	84,363.00	.000	11/15/2023	100,000.00	1.938	1233
912833LP3	220434	2000	US TREASURY STRIP	01/26/2015	85,261.00	.000	11/15/2023	100,000.00	1.820	1233
912833LP3	220455	2000	US TREASURY STRIP	01/26/2015	42,547.00	.000	11/15/2023	50,000.00	1.842	1233
912833LP3	220474	2000	US TREASURY STRIP	01/26/2015	34,044.80	.000	11/15/2023	40,000.00	1.840	1233
912833LP3	220503	2000	US TREASURY STRIP	01/27/2015	212,790.00	.000	11/15/2023	250,000.00	1.840	1233
912833LP3	220607	2000	US TREASURY STRIP	01/29/2015	211,767.50	.000	11/15/2023	250,000.00	1.897	1233
912833LP3	225021	2000	USTREASURYSTRIP	12/24/2015	210,512.50	.000	11/15/2023	250,000.00	2.190	1233
912833LP3	225343	2000	USTREASURYSTRIP	02/04/2016	86,241.00	.000	11/15/2023	100,000.00	1.912	1233
912833LP3	228572	2000	US TREASURY STRI ZERO-% 1	11/14/2016	16,002.36	.000	11/15/2023	18,000.00	1.687	1233
912833LP3	229111	2000	S 0 11-15-23	01/12/2017	17,150.40	.000	11/15/2023	20,000.00	2.260	1233
912833LP3	229115	2000	S 0 11-15-23	01/12/2017	17,150.40	.000	11/15/2023	20,000.00	2.260	1233
912833LP3	229260	2000	S 0 11-15-23	01/26/2017	214,132.50	.000	11/15/2023	250,000.00	2.290	1233
912833LP3	229398	2000	S 0 11-15-23	02/02/2017	34,184.80	.000	11/15/2023	40,000.00	2.330	1233
912833LP3	234358	2000	S 0 11-15-23	11/16/2017	87,495.00	.000	11/15/2023	100,000.00	2.240	1233
912833LP3	234931	2000	S 0 11-15-23	01/25/2018	34,509.60	.000	11/15/2023	40,000.00	2.560	1233
912833LP3	235057	2000	S 0 11-15-23	02/02/2018	34,430.80	.000	11/15/2023	40,000.00	2.610	1233
021441AF7	242019	1030	INTC 4.1 11-15-23	07/18/2019	2,148,120.00	4.100	11/15/2023	2,000,000.00	2.291	1233
021441AF7	242464	1030	INTC 4.1 11-15-23	08/23/2019	2,201,335.40	4.100	11/15/2023	2,020,000.00	1.881	1233
912833LP3	243384	2000	S 0 11-15-23	11/15/2019	37,292.00	.000	11/15/2023	40,000.00	1.760	1233
912833LP3	243625	2000	S 0 11-15-23	12/09/2019	37,569.20	.000	11/15/2023	40,000.00	1.600	1233
912833LP3	243720	2000	S 0 11-15-23	12/16/2019	37,435.20	.000	11/15/2023	40,000.00	1.700	1233
3134GVYH5	245913	1010	FHLMC 0 1-2 11-28-23	05/28/2020	20,000,000.00	.500	11/28/2023	20,000,000.00	.500	1246
3134GVZZ4	245943	1010	FHLMC 0 1-2 11-28-23 0000	05/29/2020	19,988,000.00	.500	11/28/2023	20,000,000.00	.517	1246
912828U57	240365	1020	T 2 1-8 11-30-23	04/17/2019	19,760,156.25	2.125	11/30/2023	20,000,000.00	2.400	1248



Run Date: 7/2/2020 6:33:45 AM

Investments Outstanding As Of Date: 6/30/2020

INVENTORY BY MATURITY REPORT

CUSIP	Investment #	Fund	Issuer	Purchase Date	Current Book	Current Rate	Maturity Date	Current Par	YTM	Days to Maturity
3134GVVB1	245873	1010	FHLMC 0 1-2 12-01-23	06/01/2020	8,000,000.00	.500	12/01/2023	8,000,000.00	.500	1249
594918AW4	240344	1030	MSFT 3 5-8 12-15-23	04/17/2019	10,397,700.00	3.625	12/15/2023	10,000,000.00	2.710	1263
594918AW4	242018	1030	MSFT 3 5-8 12-15-23	07/18/2019	5,305,000.00	3.625	12/15/2023	5,000,000.00	2.166	1263
3134GTUU5	241603	1010	FHLMC 2.09 12-18-23	06/18/2019	15,000,000.00	2.090	12/18/2023	15,000,000.00	2.090	1266
3133EJ3Q0	239248	1010	FFCB 2 7-8 12-21-23	12/21/2018	10,023,610.00	2.875	12/21/2023	10,000,000.00	2.824	1269
3134GVY44	246156	1010	FHLMC 0.45 12-29-23 0000	06/29/2020	10,000,000.00	.450	12/29/2023	10,000,000.00	.450	1277
912828V23	239614	1020	T 2 1-4 12-31-23	01/28/2019	14,773,828.13	2.250	12/31/2023	15,000,000.00	2.578	1279
89236TFS9	242316	1030	TOYOTA 3.35 01-08-24	08/14/2019	3,168,300.00	3.350	01/08/2024	3,000,000.00	2.011	1287
31359YCP0	147429	2000	FNMA STRIP	03/07/2001	278,697.69	.000	01/15/2024	1,143,000.00	6.270	1294
31359YCP0	173958	2000	FNMA STRIP	12/13/2005	109,267.56	.000	01/15/2024	279,000.00	5.250	1294
3130AFRP4	240050	1010	FHLB 2.8 01-19-24	03/12/2019	10,065,000.00	2.800	01/19/2024	10,000,000.00	2.656	1298
3130AFQR1	239518	1010	FHLB 2.83 01-22-24	01/22/2019	7,500,000.00	2.830	01/22/2024	7,500,000.00	2.830	1301
912828V80	243786	1020	T 2 1-4 01-31-24	12/17/2019	10,217,187.50	2.250	01/31/2024	10,000,000.00	1.702	1310
91159HHV5	240173	1030	USB 3 3-8 02-05-24	03/29/2019	7,481,349.56	3.375	02/05/2024	7,275,000.00	2.746	1315
594918BX1	240120	1030	MSFT 2 7-8 02-06-24	03/25/2019	5,047,300.00	2.875	02/06/2024	5,000,000.00	2.666	1316
594918BX1	240174	1030	MSFT 2 7-8 02-06-24	03/29/2019	5,089,050.00	2.875	02/06/2024	5,000,000.00	2.483	1316
31358C2B1	143509	2000	FNMA STRIP	08/10/2000	312,829.30	.000	02/07/2024	1,505,000.00	6.800	1317
3130AFUK1	239782	1010	FHLB 2.74 02-08-24	02/12/2019	4,998,000.00	2.740	02/08/2024	5,000,000.00	2.749	1318
037833CG3	240244	1030	AAPL 3 02-09-24	04/05/2019	5,057,800.00	3.000	02/09/2024	5,000,000.00	2.743	1319
037833CG3	240245	1030	AAPL 3 02-09-24	04/05/2019	10,117,800.00	3.000	02/09/2024	10,000,000.00	2.738	1319
3134GVBU1	244338	1010	FHLMC 1.6 02-12-24	02/12/2020	5,000,000.00	1.600	02/12/2024	5,000,000.00	1.600	1322
3133ELMJ0	244472	1010	FFCB 1.69 02-12-24	02/26/2020	10,000,000.00	1.690	02/12/2024	10,000,000.00	1.690	1322
88579YBB6	242499	1030	MMM 3 1-4 02-14-24 MTN	08/27/2019	5,273,600.00	3.250	02/14/2024	5,000,000.00	1.964	1324
3133ELNE0	244718	1010	FFCB 1.43 02-14-24	03/16/2020	10,224,900.00	1.430	02/14/2024	10,000,000.00	.844	1324
313490CM4	49401	2000	FED JUDICIARY	03/30/1998	478,320.00	.000	02/15/2024	2,400,000.00	6.332	1325
912833LQ1	180371	2000	US TREASURY STRIP	04/03/2007	21,788.00	.000	02/15/2024	50,000.00	4.985	1325
912833LQ1	180523	2000	US TREASURY STRIP	04/12/2007	42,848.00	.000	02/15/2024	100,000.00	5.095	1325
912833LQ1	180739	2000	US TREASURY STRIP	04/30/2007	43,808.00	.000	02/15/2024	100,000.00	4.975	1325
912833LQ1	184841	2000	US TREASURY STRIP	02/28/2008	4,667.73	.000	02/15/2024	10,000.00	4.830	1325
912833LQ1	185231	2000	US TREASURY STRIP	03/27/2008	4,965.00	.000	02/15/2024	10,000.00	4.456	1325
912833LQ1	185274	2000	US TREASURY STRIP	03/28/2008	24,582.50	.000	02/15/2024	50,000.00	4.520	1325
912833LQ1	185600	2000	US TREASURY STRIP	04/16/2008	24,985.00	.000	02/15/2024	50,000.00	4.430	1325
912833LQ1	185619	2000	US TREASURY STRIP	04/16/2008	5,000.00	.000	02/15/2024	10,000.00	4.426	1325



Run Date: 7/2/2020 6:33:45 AM

Investments Outstanding As Of Date: 6/30/2020

INVENTORY BY MATURITY REPORT

CUSIP	Investment #	Fund	Issuer	Purchase Date	Current Book	Current Rate	Maturity Date	Current Par	YTM	Days to Maturity
912833LQ1	185886	2000	US TREASURY STRIP	04/28/2008	11,944.50	.000	02/15/2024	25,000.00	4.730	1325
912833LQ1	190600	2000	US TREASURY STRIP	02/27/2009	27,763.00	.000	02/15/2024	50,000.00	3.970	1325
912833LQ1	190831	2000	US TREASURY STRIP	03/20/2009	27,542.00	.000	02/15/2024	50,000.00	4.040	1325
912833LQ1	190957	2000	US TREASURY STRIP	03/30/2009	55,996.00	.000	02/15/2024	100,000.00	3.935	1325
912833LQ1	191123	2000	US TREASURY STRIP	04/13/2009	2,850.00	.000	02/15/2024	5,000.00	3.823	1325
912833LQ1	191214	2000	US TREASURY STRIP	04/16/2009	29,074.50	.000	02/15/2024	50,000.00	3.688	1325
912833LQ1	191861	2000	US TREASURY STRIP	04/24/2009	27,815.00	.000	02/15/2024	50,000.00	3.999	1325
912833LQ1	194859	2000	US TREASURY STRIP	02/08/2010	52,785.00	.000	02/15/2024	100,000.00	4.610	1325
912833LQ1	195184	2000	US TREASURY STRIP	03/03/2010	26,559.00	.000	02/15/2024	50,000.00	4.585	1325
912833LQ1	195391	2000	US TREASURY STRIP	03/12/2010	52,874.00	.000	02/15/2024	100,000.00	4.627	1325
912833LQ1	195860	2000	US TREASURY STRIP	04/08/2010	25,969.50	.000	02/15/2024	50,000.00	4.784	1325
912833LQ1	196885	2000	US TREASURY STRIP	04/30/2010	27,061.50	.000	02/15/2024	50,000.00	4.500	1325
912833LQ1	203859	2000	US TREASURY STRIP	02/28/2011	28,920.00	.000	02/15/2024	50,000.00	4.268	1325
912833LQ1	204506	2000	US TREASURY STRIP	04/12/2011	57,390.00	.000	02/15/2024	100,000.00	4.370	1325
912833LQ1	205419	2000	US TREASURY STRIP	05/05/2011	59,690.00	.000	02/15/2024	100,000.00	4.078	1325
912833LQ1	208702	2000	US TREASURY STRIP	02/16/2012	37,178.50	.000	02/15/2024	50,000.00	2.485	1325
912833LQ1	208873	2000	US TREASURY STRIP	03/05/2012	74,637.00	.000	02/15/2024	100,000.00	2.463	1325
912833LQ1	209012	2000	US TREASURY STRIP	03/19/2012	35,778.50	.000	02/15/2024	50,000.00	2.830	1325
912833LQ1	209137	2000	US TREASURY STRIP	04/05/2012	36,308.50	.000	02/15/2024	50,000.00	2.716	1325
912833LQ1	209929	2000	US TREASURY STRIP	04/30/2012	37,317.50	.000	02/15/2024	50,000.00	2.496	1325
912833LQ1	213289	2000	US TREASURY STRIP	03/25/2013	39,141.00	.000	02/15/2024	50,000.00	2.260	1325
912833LQ1	213361	2000	US TREASURY STRIP	03/28/2013	78,432.00	.000	02/15/2024	100,000.00	2.244	1325
912833LQ1	213438	2000	US TREASURY STRIP	04/04/2013	39,659.50	.000	02/15/2024	50,000.00	2.143	1325
912833LQ1	213505	2000	US TREASURY STRIP	04/12/2013	80,294.00	.000	02/15/2024	100,000.00	2.034	1325
912833LQ1	214257	2000	US TREASURY STRIP	05/02/2013	80,987.00	.000	02/15/2024	100,000.00	1.964	1325
912833LQ1	216911	2000	US TREASURY STRIP	03/21/2014	188,882.50	.000	02/15/2024	250,000.00	2.850	1325
912833LQ1	220876	2000	US TREASURY STRIP	02/13/2015	33,258.80	.000	02/15/2024	40,000.00	2.060	1325
912833LQ1	222350	2000	US TREASURY STRIP	04/30/2015	33,664.80	.000	02/15/2024	40,000.00	1.970	1325
912833LQ1	225734	2000	USTREASURYSTRIP	03/17/2016	34,400.00	.000	02/15/2024	40,000.00	1.915	1325
912833LQ1	225760	2000	USTREASURYSTRIP	03/17/2016	15,700.84	.000	02/15/2024	18,250.00	1.910	1325
912833LQ1	229653	2000	S 0 02-15-24	02/24/2017	44,241.60	.000	02/15/2024	52,000.00	2.330	1325
912833LQ1	230018	2000	S 0 02-15-24	03/24/2017	340,988.00	.000	02/15/2024	400,000.00	2.327	1325
912833LQ1	230133	2000	S 0 02-15-24	03/30/2017	213,742.50	.000	02/15/2024	250,000.00	2.290	1325



Run Date: 7/2/2020 6:33:45 AM

Investments Outstanding As Of Date: 6/30/2020

INVENTORY BY MATURITY REPORT

CUSIP	Investment #	Fund	Issuer	Purchase Date	Current Book	Current Rate	Maturity Date	Current Par	YTM	Days to Maturity
912833LQ1	230230	2000	S 0 02-15-24	04/06/2017	42,913.00	.000	02/15/2024	50,000.00	2.240	1325
912833LQ1	230354	2000	S 0 02-15-24	04/17/2017	34,481.60	.000	02/15/2024	40,000.00	2.185	1325
912833LQ1	230989	2000	S 0 02-15-24	04/28/2017	215,870.00	.000	02/15/2024	250,000.00	2.170	1325
912833LQ1	235198	2000	S 0 02-15-24	02/15/2018	34,054.40	.000	02/15/2024	40,000.00	2.700	1325
912833LQ1	235367	2000	S 0 02-15-24	03/01/2018	34,049.60	.000	02/15/2024	40,000.00	2.720	1325
912833LQ1	235392	2000	S 0 02-15-24	03/01/2018	34,018.80	.000	02/15/2024	40,000.00	2.735	1325
912833LQ1	235452	2000	S 0 02-15-24	03/05/2018	169,552.00	.000	02/15/2024	200,000.00	2.795	1325
912833LQ1	235525	2000	S 0 02-15-24	03/08/2018	34,055.60	.000	02/15/2024	40,000.00	2.726	1325
912833LQ1	236307	2000	S 0 02-15-24	04/26/2018	33,841.60	.000	02/15/2024	40,000.00	2.900	1325
912833LQ1	244734	2000	S 0 02-15-24	03/19/2020	39,233.60	.000	02/15/2024	40,000.00	.495	1325
912833LQ1	244837	2000	S 0 02-15-24	04/02/2020	24,711.50	.000	02/15/2024	25,000.00	.300	1325
3133ELNJ9	244454	1010	FFCB 1.55 02-28-24	02/28/2020	10,000,000.00	1.550	02/28/2024	10,000,000.00	1.550	1338
912828W48	239977	1020	T 2 1-8 02-29-24	03/04/2019	14,694,140.63	2.125	02/29/2024	15,000,000.00	2.563	1339
912828W48	242463	1020	T 2 1-8 02-29-24	08/22/2019	10,290,625.00	2.125	02/29/2024	10,000,000.00	1.459	1339
912828W48	243195	1020	T 2 1-8 02-29-24	10/25/2019	10,225,000.00	2.125	02/29/2024	10,000,000.00	1.587	1339
46514AMN6	239843	1010	ISRAEL BOND 3.5	03/01/2019	10,000,000.00	3.500	03/01/2024	10,000,000.00	3.500	1340
46514AMP1	240055	1010	ISRAEL BOND 3.45	03/15/2019	5,000,000.00	3.450	03/01/2024	5,000,000.00	3.450	1340
713448CM8	240259	1030	PEP 3.6 03-01-24	04/08/2019	5,208,000.00	3.600	03/01/2024	5,000,000.00	2.687	1340
166764BT6	240159	1030	CVX 2.895 03-03-24	03/28/2019	5,074,700.00	2.895	03/03/2024	5,000,000.00	2.570	1342
166764BT6	240160	1030	CVX 2.895 03-03-24	03/28/2019	5,072,450.00	2.895	03/03/2024	5,000,000.00	2.580	1342
58933YAU9	242056	1030	MRK 2.9 03-07-24	07/22/2019	5,160,400.00	2.900	03/07/2024	5,000,000.00	2.167	1346
3134GS3T0	239884	1010	FHLMC 2 3-4 03-08-24	03/08/2019	10,000,000.00	2.750	03/08/2024	10,000,000.00	2.750	1347
3133ELSL9	244622	1010	FFCB 1.05 03-12-24	03/12/2020	10,000,000.00	1.050	03/12/2024	10,000,000.00	1.050	1351
3133ELSL9	244645	1010	FFCB 1.05 03-12-24	03/12/2020	9,380,000.00	1.050	03/12/2024	9,380,000.00	1.050	1351
19416QEG1	240056	1030	CL 3 1-4 03-15-24 MTN	03/15/2019	5,628,128.40	3.250	03/15/2024	5,490,000.00	2.709	1354
3133ELTU8	244684	1010	FFCB 0.92 03-18-24	03/18/2020	10,011,000.00	.920	03/18/2024	10,000,000.00	.892	1357
3134GS6K6	240044	1010	FHLMC 2 3-4 03-25-24	03/25/2019	5,000,000.00	2.750	03/25/2024	5,000,000.00	2.750	1364
3130AJAX7	244529	1010	FHLB 1.55 03-25-24	03/25/2020	10,000,000.00	1.550	03/25/2024	10,000,000.00	1.550	1364
3130AJB65	244577	1010	FHLB 1.62 03-25-24	03/25/2020	9,755,000.00	1.620	03/25/2024	9,755,000.00	1.620	1364
3133ELP57	246155	1010	FFCB 0.59 03-25-24	06/26/2020	15,000,000.00	.590	03/25/2024	15,000,000.00	.590	1364
3134GS7D1	240072	1010	FHLMC 2.7 03-26-24	03/26/2019	10,000,000.00	2.700	03/26/2024	10,000,000.00	2.700	1365
3134GTUT8	241605	1010	FHLMC 2.23 03-28-24	06/28/2019	15,000,000.00	2.230	03/28/2024	15,000,000.00	2.230	1367
3134GV3T3	246157	1010	FHLMC 0 1-2 03-28-24	06/29/2020	10,000,000.00	.500	03/28/2024	10,000,000.00	.500	1367



Run Date: 7/2/2020 6:33:45 AM

Investments Outstanding As Of Date: 6/30/2020

INVENTORY BY MATURITY REPORT

CUSIP	Investment #	Fund	Issuer	Purchase Date	Current Book	Current Rate	Maturity Date	Current Par	YTM	Days to Maturity
912828W71	240336	1020	T 2 1-8 03-31-24	04/15/2019	14,833,593.75	2.125	03/31/2024	15,000,000.00	2.363	1370
912828W71	242150	1020	T 2 1-8 03-31-24	07/26/2019	10,122,656.25	2.125	03/31/2024	10,000,000.00	1.850	1370
3134GTAV5	240136	1010	FHLMC 2.51 04-01-24	04/01/2019	15,000,000.00	2.510	04/01/2024	15,000,000.00	2.510	1371
677522U69	244121	1010	OPFC Veterans Compensation	02/05/2020	4,745,000.00	1.797	04/01/2024	4,745,000.00	1.797	1371
3133ELVA9	244807	1010	FFCB 1.2 04-01-24	04/01/2020	12,855,000.00	1.200	04/01/2024	12,855,000.00	1.200	1371
3133ELVX9	244927	1010	FFCB 0 7-8 04-08-24	04/08/2020	14,992,500.00	.875	04/08/2024	15,000,000.00	.888	1378
3134GTBW2	240163	1010	FHLMC 2.46 04-16-24	04/16/2019	10,000,000.00	2.460	04/16/2024	10,000,000.00	2.460	1386
931142DP5	240757	1030	WMT 3.3 04-22-24	04/22/2019	10,232,400.00	3.300	04/22/2024	10,000,000.00	2.799	1392
931142DP5	241463	1030	WMT 3.3 04-22-24	05/30/2019	1,629,903.18	3.300	04/22/2024	1,581,000.00	2.622	1392
3133ELXC3	245482	1010	FFCB 0.8 04-22-24	04/22/2020	10,000,000.00	.800	04/22/2024	10,000,000.00	.800	1392
3134GTEU3	240206	1010	FHLMC 2.57 04-26-24	04/26/2019	15,000,000.00	2.570	04/26/2024	15,000,000.00	2.570	1396
3134GVMX3	245533	1010	FHLMC .59 4-29-2024	04/29/2020	15,000,000.00	.590	04/29/2024	15,000,000.00	.590	1399
912828X70	241556	1020	T 2 04-30-24	06/06/2019	20,131,250.00	2.000	04/30/2024	20,000,000.00	1.859	1400
46514ANE5	241064	1010	ISRAEL BOND 3.12	05/01/2019	20,000,000.00	3.120	05/01/2024	20,000,000.00	3.120	1401
46514ANF2	241301	1010	ISRAEL BOND 3.14 5-01-24	05/15/2019	10,000,000.00	3.140	05/01/2024	10,000,000.00	3.140	1401
037833AS9	241515	1030	AAPL 3.45 05-06-24	06/03/2019	5,264,551.25	3.450	05/06/2024	5,075,000.00	2.636	1406
037833CU2	241442	1030	AAPL 2.85 05-11-24	05/28/2019	10,100,300.00	2.850	05/11/2024	10,000,000.00	2.632	1411
458140BD1	241568	1030	INTC 2 7-8 05-11-24	06/10/2019	6,853,563.60	2.875	05/11/2024	6,708,000.00	2.404	1411
037833CU2	242817	1030	AAPL 2.85 05-11-24	09/20/2019	10,355,900.00	2.850	05/11/2024	10,000,000.00	2.042	1411
037833CU2	243962	1030	AAPL 2.85 05-11-24	01/08/2020	8,676,679.90	2.850	05/11/2024	8,365,000.00	1.950	1411
458140BD1	244656	1030	INTC 2 7-8 05-11-24	03/11/2020	9,436,536.08	2.875	05/11/2024	8,842,000.00	1.215	1411
037833CU2	244659	1030	AAPL 2.85 05-11-24	03/11/2020	3,176,580.00	2.850	05/11/2024	3,000,000.00	1.391	1411
46625HJX9	241606	1030	JPM 3 5-8 05-13-24	06/13/2019	4,367,237.00	3.625	05/13/2024	4,190,000.00	2.700	1413
3134GVUZ9	245838	1010	FHLMC 0.52 05-13-24	05/14/2020	15,000,000.00	.520	05/13/2024	15,000,000.00	.520	1413
912833LR9	181170	2000	US TREASURY STRIP	05/31/2007	20,972.50	.000	05/15/2024	50,000.00	5.190	1415
912833LR9	181418	2000	US TREASURY STRIP	06/26/2007	20,250.50	.000	05/15/2024	50,000.00	5.425	1415
912833LR9	181559	2000	US TREASURY STRIP	07/06/2007	20,710.00	.000	05/15/2024	50,000.00	5.297	1415
912833LR9	181865	2000	US TREASURY STRIP	07/30/2007	42,158.00	.000	05/15/2024	100,000.00	5.210	1415
912833LR9	182555	2000	US TREASURY STRIP	09/25/2007	42,920.00	.000	05/15/2024	100,000.00	5.149	1415
912833LR9	186337	2010	US TREASURY STRIP	05/22/2008	3,552,131.74	.000	05/15/2024	7,538,000.00	4.764	1415
912833LR9	186423	2000	US TREASURY STRIP	05/27/2008	23,813.00	.000	05/15/2024	50,000.00	4.700	1415
912833LR9	186668	2000	US TREASURY STRIP	06/09/2008	12,905.75	.000	05/15/2024	25,000.00	4.193	1415
912833LR9	187231	2000	US TREASURY STRIP	07/11/2008	4,836.00	.000	05/15/2024	10,000.00	4.638	1415



Run Date: 7/2/2020 6:33:45 AM

Investments Outstanding As Of Date: 6/30/2020

INVENTORY BY MATURITY REPORT

CUSIP	Investment #	Fund	Issuer	Purchase Date	Current Book	Current Rate	Maturity Date	Current Par	YTM	Days to Maturity
912833LR9	192220	2000	US TREASURY STRIP	05/13/2009	76,455.00	.000	05/15/2024	150,000.00	4.542	1415
912833LR9	193238	2000	US TREASURY STRIP	08/18/2009	25,222.79	.000	05/15/2024	50,000.00	4.696	1415
912833LR9	197104	2000	US TREASURY STRIP	05/11/2010	168,631.09	.000	05/15/2024	306,000.00	4.298	1415
912833LR9	197198	2000	US TREASURY STRIP	05/14/2010	13,696.00	.000	05/15/2024	25,000.00	4.344	1415
912833LR9	198378	2000	US TREASURY STRIP	06/30/2010	29,157.50	.000	05/15/2024	50,000.00	3.925	1415
912833LR9	198705	2000	US TREASURY STRIP	07/13/2010	58,250.00	.000	05/15/2024	100,000.00	3.943	1415
912833LR9	205478	2000	US TREASURY STRIP	05/09/2011	56,714.00	.000	05/15/2024	100,000.00	4.405	1415
912833LR9	206123	2000	US TREASURY STRIP	06/13/2011	61,484.00	.000	05/15/2024	100,000.00	3.800	1415
912833LR9	206331	2000	US TREASURY STRIP	06/23/2011	30,695.50	.000	05/15/2024	50,000.00	3.820	1415
912833LR9	206375	2000	US TREASURY STRIP	06/27/2011	30,644.00	.000	05/15/2024	50,000.00	3.837	1415
912833LR9	210182	2000	US TREASURY STRIP	05/16/2012	37,821.00	.000	05/15/2024	50,000.00	2.340	1415
912833LR9	210397	2000	US TREASURY STRIP	06/06/2012	39,731.00	.000	05/15/2024	50,000.00	1.935	1415
912833LR9	210603	2000	US TREASURY STRIP	06/25/2012	38,892.50	.000	05/15/2024	50,000.00	2.124	1415
912833LR9	214707	2000	US TREASURY STRIP	06/17/2013	38,046.00	.000	05/15/2024	50,000.00	2.520	1415
912833LR9	218186	2000	US TREASURY STRIP	06/26/2014	38,168.50	.000	05/15/2024	50,000.00	2.750	1415
912833LR9	218212	2000	US TREASURY STRIP	06/27/2014	38,067.50	.000	05/15/2024	50,000.00	2.778	1415
912833LR9	218582	2000	US TREASURY STRIP	07/31/2014	38,751.50	.000	05/15/2024	50,000.00	2.620	1415
912833LR9	222628	2000	US TREASURY STRIP	05/21/2015	203,855.00	.000	05/15/2024	250,000.00	2.284	1415
912833LR9	226877	2000	US TREASURY STRI ZERO-% 5	05/26/2016	103,884.00	.000	05/15/2024	120,000.00	1.818	1415
912833LR9	227316	2000	US TREASURY STRI ZERO-% 5	07/15/2016	44,753.50	.000	05/15/2024	50,000.00	1.420	1415
912833LR9	227500	2000	US TREASURY STRI ZERO-% 5	07/29/2016	35,532.00	.000	05/15/2024	40,000.00	1.525	1415
912833LR9	227672	2000	US TREASURY STRI ZERO-% 5	08/12/2016	88,848.00	.000	05/15/2024	100,000.00	1.530	1415
912833LR9	231306	2000	S O 05-15-24	05/11/2017	34,164.40	.000	05/15/2024	40,000.00	2.262	1415
912833LR9	231591	2000	S O 05-15-24	06/02/2017	34,569.60	.000	05/15/2024	40,000.00	2.110	1415
912833LR9	237033	2000	S O 05-15-24	06/14/2018	33,752.80	.000	05/15/2024	40,000.00	2.890	1415
912833LR9	237318	2000	S O 05-15-24	07/06/2018	33,972.40	.000	05/15/2024	40,000.00	2.807	1415
912833LR9	237409	2000	S O 05-15-24	07/12/2018	33,974.80	.000	05/15/2024	40,000.00	2.814	1415
912833LR9	241257	2000	S O 05-15-24	05/09/2019	35,629.20	.000	05/15/2024	40,000.00	2.320	1415
912833LR9	241681	2000	S O 05-15-24	06/21/2019	36,514.00	.000	05/15/2024	40,000.00	1.870	1415
912833LR9	241906	2000	S O 05-15-24	07/11/2019	36,312.80	.000	05/15/2024	40,000.00	2.006	1415
912833LR9	242044	2000	S O 05-15-24	07/22/2019	228,532.50	.000	05/15/2024	250,000.00	1.873	1415
912833LR9	242100	2000	S O 05-15-24	07/26/2019	36,691.60	.000	05/15/2024	40,000.00	1.805	1415
912833LR9	245846	2000	S O 05-15-24	05/18/2020	39,542.00	.000	05/15/2024	40,000.00	.289	1415



Run Date: 7/2/2020 6:33:45 AM

Investments Outstanding As Of Date: 6/30/2020

INVENTORY BY MATURITY REPORT

CUSIP	Investment #	Fund	Issuer	Purchase Date	Current Book	Current Rate	Maturity Date	Current Par	YTM	Days to Maturity
912833LR9	246026	2000	S 0 05-15-24	06/12/2020	39,441.20	.000	05/15/2024	40,000.00	.359	1415
912833LR9	246088	2000	S 0 05-15-24	06/19/2020	39,508.00	.000	05/15/2024	40,000.00	.317	1415
3134GVTN8	245825	1010	FHLMC 0.56 05-20-24	05/20/2020	15,000,000.00	.560	05/20/2024	15,000,000.00	.560	1420
3133ELZY3	245978	1010	FFCB 0.64 05-20-24	06/03/2020	19,991,000.00	.640	05/20/2024	20,000,000.00	.652	1420
912828XT2	241541	1020	T 2 05-31-24	06/06/2019	15,071,484.38	2.000	05/31/2024	15,000,000.00	1.899	1431
912828XT2	241723	1020	T 2 05-31-24	06/20/2019	10,060,937.50	2.000	05/31/2024	10,000,000.00	1.870	1431
3133ELE59	245982	1010	FFCB 0.67 06-03-24	06/04/2020	17,489,500.00	.670	06/03/2024	17,500,000.00	.685	1434
3133ELL85	246064	1010	FFCB 0.68 06-17-24	06/17/2020	15,000,000.00	.680	06/17/2024	15,000,000.00	.680	1448
3133ELL85	246071	1010	FFCB 0.68 06-17-24	06/17/2020	10,000,000.00	.680	06/17/2024	10,000,000.00	.680	1448
3133ELL93	246111	1010	FFCB 0.71 06-17-24	06/18/2020	9,991,000.00	.710	06/17/2024	10,000,000.00	.733	1448
48130URE7	241793	1030	JPM 2.35 06-24-24 GMTN	06/26/2019	10,000,000.00	2.350	06/24/2024	10,000,000.00	2.350	1455
9128286Z8	241846	1020	T 1 3-4 06-30-24	07/02/2019	9,977,343.75	1.750	06/30/2024	10,000,000.00	1.798	1461
9128286Z8	241887	1020	T 1 3-4 06-30-24	07/08/2019	9,964,843.75	1.750	06/30/2024	10,000,000.00	1.824	1461
9128286Z8	241973	1020	T 1 3-4 06-30-24	07/15/2019	9,935,937.50	1.750	06/30/2024	10,000,000.00	1.886	1461
9128286Z8	242020	1020	T 1 3-4 06-30-24	07/17/2019	9,939,843.75	1.750	06/30/2024	10,000,000.00	1.878	1461
3134GTVP5	241657	1010	FHLMC 2.05 07-02-24	07/02/2019	15,000,000.00	2.050	07/02/2024	15,000,000.00	2.050	1463
3134GTYK3	241841	1010	FHLMC 2 07-02-24	07/02/2019	4,991,250.00	2.000	07/02/2024	5,000,000.00	2.037	1463
3134GTWU3	241756	1010	FHLMC 2.1 07-08-24	07/08/2019	15,000,000.00	2.100	07/08/2024	15,000,000.00	2.100	1469
931142EL3	241889	1030	WMT 2.85 07-08-24	07/09/2019	6,688,471.86	2.850	07/08/2024	6,489,000.00	2.197	1469
931142EL3	242185	1030	WMT 2.85 07-08-24	08/01/2019	2,573,750.00	2.850	07/08/2024	2,500,000.00	2.216	1469
931142EL3	245630	1030	WMT 2.85 07-08-24	04/28/2020	5,888,769.92	2.850	07/08/2024	5,456,000.00	.918	1469
931142EL3	245871	1030	WMT 2.85 07-08-24	05/18/2020	10,800,000.00	2.850	07/08/2024	10,000,000.00	.877	1469
3134GTR39	242148	1010	FHLMC 2 1-4 07-29-24	07/29/2019	10,000,000.00	2.250	07/29/2024	10,000,000.00	2.250	1490
3134GVPH5	245631	1010	FHLMC 0.6 07-29-24	04/29/2020	25,000,000.00	.600	07/29/2024	25,000,000.00	.600	1490
91159HHX1	242152	1030	USB 2.4 07-30-24	07/30/2019	10,013,500.00	2.400	07/30/2024	10,000,000.00	2.371	1491
912828Y87	242149	1020	T 1 3-4 07-31-24	07/31/2019	9,948,437.50	1.750	07/31/2024	10,000,000.00	1.858	1492
912828Y87	242197	1020	T 1 3-4 07-31-24	08/01/2019	9,968,750.00	1.750	07/31/2024	10,000,000.00	1.816	1492
31358C2C9	132101	2000	FNMA STRIP	03/06/2000	879,017.75	.000	08/07/2024	4,405,000.00	6.709	1499
3133EKYV2	242255	1010	FFCB 2.12 08-12-24	08/12/2019	5,000,000.00	2.120	08/12/2024	5,000,000.00	2.120	1504
3134GVBW7	244471	1010	FHLMC 1 3-4 08-14-24	02/26/2020	10,000,000.00	1.750	08/14/2024	10,000,000.00	1.750	1506
912833LS7	178336	2000	US TREASURY STRIP	10/04/2006	20,983.50	.000	08/15/2024	50,000.00	4.920	1507
912833LS7	178590	2000	US TREASURY STRIP	10/26/2006	56,549.64	.000	08/15/2024	138,000.00	5.074	1507
912833LS7	179000	2000	US TREASURY STRIP	11/28/2006	21,524.00	.000	08/15/2024	50,000.00	4.815	1507



Run Date: 7/2/2020 6:33:45 AM

Investments Outstanding As Of Date: 6/30/2020

INVENTORY BY MATURITY REPORT

CUSIP	Investment #	Fund	Issuer	Purchase Date	Current Book	Current Rate	Maturity Date	Current Par	YTM	Days to Maturity
912833LS7	182224	2000	US TREASURY STRIP	08/28/2007	42,556.00	.000	08/15/2024	100,000.00	5.100	1507
912833LS7	182760	2000	US TREASURY STRIP	10/05/2007	43,684.00	.000	08/15/2024	100,000.00	4.973	1507
912833LS7	188071	2000	US TREASURY STRIP	09/15/2008	25,200.00	.000	08/15/2024	50,000.00	4.352	1507
912833LS7	188166	2010	US TREASURY STRIP	09/22/2008	297,624.96	.000	08/15/2024	576,000.00	4.197	1507
912833LS7	193257	2000	US TREASURY STRIP	08/18/2009	50,300.25	.000	08/15/2024	100,000.00	4.636	1507
912833LS7	199564	2000	US TREASURY STRIP	08/13/2010	29,634.00	.000	08/15/2024	50,000.00	3.770	1507
912833LS7	200627	2000	US TREASURY STRIP	09/24/2010	61,168.00	.000	08/15/2024	100,000.00	3.570	1507
912833LS7	207494	2000	US TREASURY STRIP	09/23/2011	35,735.50	.000	08/15/2024	50,000.00	2.622	1507
912833LS7	207864	2000	US TREASURY STRIP	10/31/2011	69,763.00	.000	08/15/2024	100,000.00	2.835	1507
912833LS7	207917	2000	US TREASURY STRIP	11/03/2011	34,779.50	.000	08/15/2024	50,000.00	2.860	1507
912833LS7	211243	2000	US TREASURY STRIP	08/17/2012	38,678.50	.000	08/15/2024	50,000.00	2.152	1507
912833LS7	211303	2000	US TREASURY STRIP	08/22/2012	76,301.00	.000	08/15/2024	100,000.00	2.270	1507
912833LS7	215298	2000	US TREASURY STRIP	08/16/2013	35,765.00	.000	08/15/2024	50,000.00	3.070	1507
912833LS7	215621	2000	US TREASURY STRIP	09/26/2013	35,911.50	.000	08/15/2024	50,000.00	3.064	1507
912833LS7	215885	2000	US TREASURY STRIP	11/01/2013	73,534.00	.000	08/15/2024	100,000.00	2.870	1507
912833LS7	218840	2000	US TREASURY STRIP	08/28/2014	310,592.00	.000	08/15/2024	400,000.00	2.555	1507
912833LS7	219032	2000	US TREASURY STRIP	09/18/2014	76,300.00	.000	08/15/2024	100,000.00	2.749	1507
912833LS7	219293	2000	US TREASURY STRIP	10/17/2014	31,700.40	.000	08/15/2024	40,000.00	2.380	1507
912833LS7	224332	2000	USTREASURYSTRIP	10/08/2015	83,224.00	.000	08/15/2024	100,000.00	2.085	1507
912833LS7	224486	2000	USTREASURYSTRIP	10/22/2015	83,108.00	.000	08/15/2024	100,000.00	2.110	1507
912833LS7	224564	2000	USTREASURYSTRIP	10/29/2015	33,210.40	.000	08/15/2024	40,000.00	2.126	1507
912833LS7	228076	2000	US TREASURY STRI ZERO-% 8	09/23/2016	44,020.50	.000	08/15/2024	50,000.00	1.620	1507
912833LS7	228288	2000	US TREASURY STRI ZERO-% 8	10/14/2016	218,855.00	.000	08/15/2024	250,000.00	1.705	1507
912833LS7	234131	2000	S O 08-15-24	10/26/2017	34,282.00	.000	08/15/2024	40,000.00	2.280	1507
912833LS7	234155	2000	S O 08-15-24	10/26/2017	42,881.00	.000	08/15/2024	50,000.00	2.270	1507
912833LS7	234190	2000	S O 08-15-24	10/27/2017	21,413.00	.000	08/15/2024	25,000.00	2.290	1507
912833LS7	237882	2000	S O 08-15-24	08/23/2018	101,802.00	.000	08/15/2024	120,000.00	2.770	1507
912833LS7	237920	2000	S O 08-15-24	08/23/2018	33,954.00	.000	08/15/2024	40,000.00	2.760	1507
912833LS7	237933	2000	S O 08-15-24	08/23/2018	212,152.50	.000	08/15/2024	250,000.00	2.765	1507
912833LS7	238210	2000	S O 08-15-24	09/13/2018	33,809.20	.000	08/15/2024	40,000.00	2.860	1507
912833LS7	238689	2000	S O 08-15-24	10/25/2018	334,564.00	.000	08/15/2024	400,000.00	3.100	1507
912833LS7	242341	2000	S O 08-15-24	08/19/2019	23,203.75	.000	08/15/2024	25,000.00	1.500	1507
912833LS7	242570	2000	S O 08-15-24	09/06/2019	93,484.00	.000	08/15/2024	100,000.00	1.369	1507



Run Date: 7/2/2020 6:33:45 AM

Investments Outstanding As Of Date: 6/30/2020

INVENTORY BY MATURITY REPORT

CUSIP	Investment #	Fund	Issuer	Purchase Date	Current Book	Current Rate	Maturity Date	Current Par	YTM	Days to Maturity
912833LS7	242663	2000	S 0 08-15-24	09/12/2019	74,269.60	.000	08/15/2024	80,000.00	1.515	1507
912833LS7	242800	2000	S 0 08-15-24	09/23/2019	230,492.50	.000	08/15/2024	250,000.00	1.667	1507
30231GBC5	242336	1030	XOM 2.019 08-16-24	08/16/2019	10,037,300.00	2.019	08/16/2024	10,000,000.00	1.940	1508
30231GBC5	242465	1030	XOM 2.019 08-16-24	08/23/2019	5,037,300.00	2.019	08/16/2024	5,000,000.00	1.861	1508
30231GBC5	243569	1030	XOM 2.019 08-16-24	11/29/2019	1,401,479.19	2.019	08/16/2024	1,393,000.00	1.883	1508
3134GVYL6	245904	1010	FHLMC 0.57 08-26-24	05/26/2020	20,000,000.00	.570	08/26/2024	20,000,000.00	.570	1518
912828YE4	242556	1020	T 1 1-4 08-31-24	09/03/2019	9,923,437.50	1.250	08/31/2024	10,000,000.00	1.409	1523
3133EKH41	242508	1010	FFCB 2 09-03-24	09/03/2019	5,000,000.00	2.000	09/03/2024	5,000,000.00	2.000	1526
191216CL2	242627	1030	KO 1 3-4 09-06-24	09/09/2019	9,960,600.00	1.750	09/06/2024	10,000,000.00	1.833	1529
3135G0ZR7	244719	1010	FNMA 2 5-8 09-06-24	03/16/2020	10,773,700.00	2.625	09/06/2024	10,000,000.00	.858	1529
3134GVM39	246012	1010	FHLMC 0.7 09-10-24	06/10/2020	14,997,750.00	.700	09/10/2024	15,000,000.00	.704	1533
037833DM9	242629	1030	AAPL 1.8 09-11-24	09/11/2019	9,945,000.00	1.800	09/11/2024	10,000,000.00	1.916	1534
3133EKN93	242947	1010	FFCB 1.96 09-16-24	09/30/2019	4,990,500.00	1.960	09/16/2024	5,000,000.00	2.000	1539
48128GK66	242841	1030	JPM 2.15 09-23-24 GMTN	09/23/2019	10,000,000.00	2.150	09/23/2024	10,000,000.00	2.150	1546
89236TGH2	242862	1030	TOYOTA 2.15 09-27-24 MTN	09/27/2019	10,000,000.00	2.150	09/27/2024	10,000,000.00	2.150	1550
3133EKU20	242884	1010	FFCB 1.89 09-27-24	09/27/2019	5,000,000.00	1.890	09/27/2024	5,000,000.00	1.890	1550
912828YH7	243092	1020	T 1 1-2 09-30-24	10/11/2019	10,010,937.50	1.500	09/30/2024	10,000,000.00	1.477	1553
912828YH7	243104	1020	T 1 1-2 09-30-24	10/15/2019	9,964,062.50	1.500	09/30/2024	10,000,000.00	1.576	1553
912828YH7	243340	1020	T 1 1-2 09-30-24	11/08/2019	9,882,031.25	1.500	09/30/2024	10,000,000.00	1.752	1553
3134GUEA4	242922	1010	FHLMC 2.02 10-02-24	10/02/2019	15,000,000.00	2.020	10/02/2024	15,000,000.00	2.020	1555
3134GUFG0	243003	1010	FHLMC 2.05 10-02-24	10/02/2019	10,000,000.00	2.050	10/02/2024	10,000,000.00	2.050	1555
3134GVFN3	244598	1010	FHLMC 1.05 10-02-24	04/02/2020	25,000,000.00	1.050	10/02/2024	25,000,000.00	1.050	1555
89236TGN9	243122	1030	TOYOTA 2 1-8 10-22-24	10/22/2019	5,000,000.00	2.125	10/22/2024	5,000,000.00	2.125	1575
3136G4TY9	243166	1010	FNMA 2 10-28-24 0000	10/28/2019	10,000,000.00	2.000	10/28/2024	10,000,000.00	2.000	1581
48128GL73	243193	1030	JPM 2 1-4 10-31-24 GMTN	10/31/2019	5,000,000.00	2.250	10/31/2024	5,000,000.00	2.250	1584
912828YM6	243211	1020	T 1 1-2 10-31-24	10/31/2019	14,933,203.13	1.500	10/31/2024	15,000,000.00	1.593	1584
912828YM6	243218	1020	T 1 1-2 10-31-24	10/31/2019	9,916,406.25	1.500	10/31/2024	10,000,000.00	1.675	1584
912828YM6	243295	1020	T 1 1-2 10-31-24	11/06/2019	9,920,312.50	1.500	10/31/2024	10,000,000.00	1.667	1584
912828YM6	243337	1020	T 1 1-2 10-31-24	11/08/2019	9,904,296.88	1.500	10/31/2024	10,000,000.00	1.701	1584
693475AY1	243262	1030	PNC 2.2 11-01-24	11/06/2019	5,017,400.00	2.200	11/01/2024	5,000,000.00	2.126	1585
693475AY1	243338	1030	PNC 2.2 11-01-24	11/12/2019	4,989,800.00	2.200	11/01/2024	5,000,000.00	2.244	1585
693475AY1	243457	1030	PNC 2.2 11-01-24	11/18/2019	10,033,600.00	2.200	11/01/2024	10,000,000.00	2.128	1585
3133EK6L5	243269	1010	FFCB 1.79 11-12-24	11/12/2019	10,000,000.00	1.790	11/12/2024	10,000,000.00	1.790	1596



Run Date: 7/2/2020 6:33:45 AM

Investments Outstanding As Of Date: 6/30/2020

INVENTORY BY MATURITY REPORT

CUSIP	Investment #	Fund	Issuer	Purchase Date	Current Book	Current Rate	Maturity Date	Current Par	YTM	Days to Maturity
912833LT5	179298	2000	US TREASURY STRIP	12/18/2006	106,165.00	.000	11/15/2024	250,000.00	4.840	1599
912833LT5	183734	2000	US TREASURY STRIP	12/05/2007	23,205.00	.000	11/15/2024	50,000.00	4.582	1599
912833LT5	183941	2000	US TREASURY STRIP	12/19/2007	44,185.00	.000	11/15/2024	100,000.00	4.890	1599
912833LT5	184231	2000	US TREASURY STRIP	01/10/2008	70,140.00	.000	11/15/2024	150,000.00	4.564	1599
912833LT5	189218	2000	US TREASURY STRIP	11/21/2008	49,875.00	.000	11/15/2024	100,000.00	4.400	1599
912833LT5	189264	2000	US TREASURY STRIP	11/21/2008	2,600.00	.000	11/15/2024	5,000.00	4.133	1599
912833LT5	189963	2000	US TREASURY STRIP	01/12/2009	142,012.50	.000	11/15/2024	250,000.00	3.602	1599
912833LT5	190251	2000	US TREASURY STRIP	02/04/2009	52,959.00	.000	11/15/2024	100,000.00	4.070	1599
912833LT5	194197	2000	US TREASURY STRIP	11/24/2009	51,822.00	.000	11/15/2024	100,000.00	4.438	1599
912833LT5	194730	2000	US TREASURY STRIP	01/28/2010	25,675.50	.000	11/15/2024	50,000.00	4.556	1599
912833LT5	201936	2000	US TREASURY STRIP	11/17/2010	29,484.00	.000	11/15/2024	50,000.00	3.810	1599
912833LT5	202151	2000	US TREASURY STRIP	11/24/2010	28,988.50	.000	11/15/2024	50,000.00	3.939	1599
912833LT5	203391	2000	US TREASURY STRIP	01/31/2011	55,167.00	.000	11/15/2024	100,000.00	4.361	1599
912833LT5	212193	2000	US TREASURY STRIP	11/30/2012	116,995.50	.000	11/15/2024	150,000.00	2.089	1599
912833LT5	212323	2000	US TREASURY STRIP	12/13/2012	273,833.00	.000	11/15/2024	350,000.00	2.069	1599
912833LT5	212652	2000	US TREASURY STRIP	01/17/2013	38,165.50	.000	11/15/2024	50,000.00	2.297	1599
912833LT5	216072	2000	US TREASURY STRIP	11/21/2013	35,877.00	.000	11/15/2024	50,000.00	3.045	1599
912833LT5	216417	2000	US TREASURY STRIP	01/09/2014	70,073.00	.000	11/15/2024	100,000.00	3.305	1599
912833LT5	219694	2000	US TREASURY STRIP	11/20/2014	194,320.00	.000	11/15/2024	250,000.00	2.539	1599
912833LT5	220247	2000	US TREASURY STRIP	01/09/2015	40,861.50	.000	11/15/2024	50,000.00	2.060	1599
912833LT5	220349	2000	US TREASURY STRIP	01/20/2015	81,953.00	.000	11/15/2024	100,000.00	2.038	1599
912833LT5	220435	2000	US TREASURY STRIP	01/26/2015	83,001.00	.000	11/15/2024	100,000.00	1.910	1599
912833LT5	220456	2000	US TREASURY STRIP	01/26/2015	41,430.00	.000	11/15/2024	50,000.00	1.928	1599
912833LT5	220475	2000	US TREASURY STRIP	01/26/2015	33,142.40	.000	11/15/2024	40,000.00	1.928	1599
912833LT5	220504	2000	US TREASURY STRIP	01/27/2015	207,312.50	.000	11/15/2024	250,000.00	1.920	1599
912833LT5	220608	2000	US TREASURY STRIP	01/29/2015	206,422.50	.000	11/15/2024	250,000.00	1.965	1599
912833LT5	225022	2000	USTREASURYSTRIP	12/24/2015	204,282.50	.000	11/15/2024	250,000.00	2.284	1599
912833LT5	225344	2000	USTREASURYSTRIP	02/04/2016	83,692.00	.000	11/15/2024	100,000.00	2.039	1599
912833LT5	228573	2000	US TREASURY STRI ZERO-% 1	11/14/2016	15,608.88	.000	11/15/2024	18,000.00	1.789	1599
912833LT5	229113	2000	S O 11-15-24	01/12/2017	16,626.80	.000	11/15/2024	20,000.00	2.370	1599
912833LT5	229116	2000	S O 11-15-24	01/12/2017	16,626.80	.000	11/15/2024	20,000.00	2.370	1599
912833LT5	229261	2000	S O 11-15-24	01/26/2017	207,385.00	.000	11/15/2024	250,000.00	2.410	1599
912833LT5	229399	2000	S O 11-15-24	02/02/2017	33,095.20	.000	11/15/2024	40,000.00	2.450	1599



Run Date: 7/2/2020 6:33:45 AM

Investments Outstanding As Of Date: 6/30/2020

INVENTORY BY MATURITY REPORT

CUSIP	Investment #	Fund	Issuer	Purchase Date	Current Book	Current Rate	Maturity Date	Current Par	YTM	Days to Maturity
912833LT5	234359	2000	S 0 11-15-24	11/16/2017	85,095.00	.000	11/15/2024	100,000.00	2.320	1599
912833LT5	234932	2000	S 0 11-15-24	01/25/2018	33,507.60	.000	11/15/2024	40,000.00	2.620	1599
912833LT5	235058	2000	S 0 11-15-24	02/02/2018	33,437.20	.000	11/15/2024	40,000.00	2.660	1599
48128GN63	243291	1030	JPM 2 1-4 11-15-24 GMTN	11/15/2019	10,000,000.00	2.250	11/15/2024	10,000,000.00	2.250	1599
912833LT5	243385	2000	S 0 11-15-24	11/15/2019	36,552.40	.000	11/15/2024	40,000.00	1.811	1599
912828G38	243456	1020	T 2 1-4 11-15-24	11/15/2019	10,292,578.13	2.250	11/15/2024	10,000,000.00	1.638	1599
912833LT5	243627	2000	S 0 11-15-24	12/09/2019	36,902.80	.000	11/15/2024	40,000.00	1.640	1599
912833LT5	243721	2000	S 0 11-15-24	12/16/2019	36,735.20	.000	11/15/2024	40,000.00	1.740	1599
3136G4TZ6	243343	1010	FNMA 2 11-18-24	11/18/2019	10,000,000.00	2.000	11/18/2024	10,000,000.00	2.000	1602
3134GVUM8	245835	1010	FHLMC 0.64 11-20-24	05/20/2020	25,000,000.00	.640	11/20/2024	25,000,000.00	.640	1604
48128GM49	243543	1030	JPM 2.3 11-27-24 GMTN	11/27/2019	5,000,000.00	2.300	11/27/2024	5,000,000.00	2.300	1611
3134GVYQ5	245903	1010	FHLMC 0.66 11-27-24	05/27/2020	25,000,000.00	.660	11/27/2024	25,000,000.00	.660	1611
912828YV6	243661	1020	T 1 1-2 11-30-24	12/06/2019	9,932,421.88	1.500	11/30/2024	10,000,000.00	1.642	1614
912828YV6	243671	1020	T 1 1-2 11-30-24	12/09/2019	9,928,125.00	1.500	11/30/2024	10,000,000.00	1.651	1614
912828YV6	243760	1020	T 1 1-2 11-30-24	12/13/2019	19,787,500.00	1.500	11/30/2024	20,000,000.00	1.724	1614
912828J7	243832	1020	T 2 1-8 11-30-24	12/19/2019	10,172,656.25	2.125	11/30/2024	10,000,000.00	1.759	1614
3133ELE83	246011	1010	FFCB 0.73 12-03-24	06/08/2020	14,979,000.00	.730	12/03/2024	15,000,000.00	.762	1617
3134GUXS4	243595	1010	FHLMC 1.85 12-11-24	12/11/2019	10,000,000.00	1.850	12/11/2024	10,000,000.00	1.850	1625
3130AHP31	243759	1010	FHLB 2 12-11-24	12/13/2019	4,997,500.00	2.000	12/11/2024	5,000,000.00	2.011	1625
3130AHN66	243594	1010	FHLB 1.94 12-16-24	12/16/2019	10,000,000.00	1.940	12/16/2024	10,000,000.00	1.940	1630
3130AHQR7	243895	1010	FHLB 1.97 12-23-24	12/27/2019	4,995,750.00	1.970	12/23/2024	5,000,000.00	1.988	1637
3130AHQR7	243921	1010	FHLB 1.97 12-23-24	12/31/2019	7,092,900.00	1.970	12/23/2024	7,100,000.00	1.991	1637
3134GV2F4	246137	1010	FHLMC 0.6 12-30-24	06/30/2020	20,000,000.00	.600	12/30/2024	20,000,000.00	.600	1644
912828YY0	243905	1020	T 1 3-4 12-31-24	12/31/2019	10,009,540.30	1.750	12/31/2024	10,000,000.00	1.730	1645
3134GUF21	243783	1010	FHLMC 1.92 01-06-25	01/06/2020	15,000,000.00	1.920	01/06/2025	15,000,000.00	1.920	1651
3130AHSA2	243784	1010	FHLB 2.01 01-09-25	01/09/2020	15,000,000.00	2.010	01/09/2025	15,000,000.00	2.010	1654
3134GUH94	243835	1010	FHLMC 2 01-10-25	01/10/2020	14,996,250.00	2.000	01/10/2025	15,000,000.00	2.005	1655
037833DF4	244003	1030	AAPL 2 3-4 01-13-25	01/13/2020	10,337,200.00	2.750	01/13/2025	10,000,000.00	2.037	1658
3134GU2C3	244054	1010	FHLMC 1.85 01-13-25	01/16/2020	5,000,000.00	1.850	01/13/2025	5,000,000.00	1.850	1658
31359YCR6	173959	2000	FNMA STRIP	12/13/2005	98,180.60	.000	01/15/2025	266,000.00	5.290	1660
76116EGF1	179704	2000	REF CORP STRIP	01/31/2007	59,028.00	.000	01/15/2025	150,000.00	5.262	1660
3134GUV49	243978	1010	FHLMC 1.85 01-15-25	01/15/2020	14,974,500.00	1.850	01/15/2025	15,000,000.00	1.886	1660
478160CJ1	244002	1030	JNJ 2 5-8 01-15-25	01/15/2020	5,775,998.25	2.625	01/15/2025	5,595,000.00	1.943	1660



Run Date: 7/2/2020 6:33:45 AM

Investments Outstanding As Of Date: 6/30/2020

INVENTORY BY MATURITY REPORT

CUSIP	Investment #	Fund	Issuer	Purchase Date	Current Book	Current Rate	Maturity Date	Current Par	YTM	Days to Maturity
478160CJ1	244275	1030	JNJ 2 5-8 01-15-25	02/06/2020	4,385,249.22	2.625	01/15/2025	4,202,000.00	1.701	1660
3134GUS92	243961	1010	FHLMC 1.8 01-16-25	01/16/2020	10,000,000.00	1.800	01/16/2025	10,000,000.00	1.800	1661
90331HPL1	244083	1030	USB 2.05 01-21-25 BKNT	01/22/2020	2,999,700.00	2.050	01/21/2025	3,000,000.00	2.052	1666
90331HPL1	244086	1030	USB 2.05 01-21-25 BKNT	01/22/2020	2,503,600.00	2.050	01/21/2025	2,500,000.00	2.020	1666
90331HPL1	244088	1030	USB 2.05 01-21-25 BKNT	01/22/2020	8,007,120.00	2.050	01/21/2025	8,000,000.00	2.031	1666
3134GU4D9	244051	1010	FHLMC 1 3-4 01-22-25	01/22/2020	24,927,500.00	1.750	01/22/2025	25,000,000.00	1.811	1667
3134GU2N9	244021	1010	FHLMC 1.86 01-29-25	01/29/2020	15,000,000.00	1.860	01/29/2025	15,000,000.00	1.860	1674
3134GU4Z0	244087	1010	FHLMC 1.8 01-29-25	01/29/2020	6,481,800.00	1.800	01/29/2025	6,500,000.00	1.859	1674
912828Z52	244276	1020	T 1 3-8 01-31-25	02/05/2020	9,986,328.13	1.375	01/31/2025	10,000,000.00	1.403	1676
912828Z52	244290	1020	T 1 3-8 01-31-25	02/06/2020	9,955,468.75	1.375	01/31/2025	10,000,000.00	1.468	1676
46513JRA1	244244	1010	ISRAEL BOND 2.43 2.1.25	02/01/2020	7,000,000.00	2.430	02/01/2025	7,000,000.00	2.430	1677
46513JEB3	244245	1010	ISRAEL BOND 2.28 2.1.25	02/01/2020	28,000,000.00	2.280	02/01/2025	28,000,000.00	2.280	1677
3134GU7B0	244221	1010	FHLMC 1 3-4 02-05-25	02/05/2020	4,992,750.00	1.750	02/05/2025	5,000,000.00	1.780	1681
31358C2D7	143508	2000	FNMA STRIP	08/10/2000	427,761.60	.000	02/07/2025	2,195,000.00	6.790	1683
48128GS43	244321	1030	JPM 2 02-12-25 GMTN	02/12/2020	9,970,000.00	2.000	02/12/2025	10,000,000.00	2.063	1688
88579YBH3	244356	1030	MMM 2 02-14-25	02/14/2020	5,036,000.00	2.000	02/14/2025	5,000,000.00	1.849	1690
912833LU2	180372	2000	US TREASURY STRIP	04/03/2007	20,723.00	.000	02/15/2025	50,000.00	4.990	1691
912833LU2	180524	2000	US TREASURY STRIP	04/12/2007	40,692.00	.000	02/15/2025	100,000.00	5.103	1691
912833LU2	180740	2000	US TREASURY STRIP	04/30/2007	41,671.00	.000	02/15/2025	100,000.00	4.980	1691
912833LU2	184842	2000	US TREASURY STRIP	02/28/2008	4,450.19	.000	02/15/2025	10,000.00	4.830	1691
912833LU2	185232	2000	US TREASURY STRIP	03/27/2008	4,740.00	.000	02/15/2025	10,000.00	4.470	1691
912833LU2	185275	2000	US TREASURY STRIP	03/28/2008	23,820.50	.000	02/15/2025	50,000.00	4.440	1691
912833LU2	185601	2000	US TREASURY STRIP	04/16/2008	23,797.00	.000	02/15/2025	50,000.00	4.460	1691
912833LU2	185623	2000	US TREASURY STRIP	04/16/2008	4,800.00	.000	02/15/2025	10,000.00	4.408	1691
912833LU2	185887	2000	US TREASURY STRIP	04/28/2008	11,305.75	.000	02/15/2025	25,000.00	4.780	1691
912833LU2	190601	2000	US TREASURY STRIP	02/27/2009	26,736.50	.000	02/15/2025	50,000.00	3.959	1691
912833LU2	190832	2000	US TREASURY STRIP	03/20/2009	26,256.50	.000	02/15/2025	50,000.00	4.090	1691
912833LU2	190958	2000	US TREASURY STRIP	03/30/2009	53,103.00	.000	02/15/2025	100,000.00	4.025	1691
912833LU2	191124	2000	US TREASURY STRIP	04/13/2009	2,750.00	.000	02/15/2025	5,000.00	3.809	1691
912833LU2	191215	2000	US TREASURY STRIP	04/16/2009	26,355.50	.000	02/15/2025	50,000.00	4.085	1691
912833LU2	191862	2000	US TREASURY STRIP	04/24/2009	26,435.00	.000	02/15/2025	50,000.00	4.072	1691
912833LU2	194861	2000	US TREASURY STRIP	02/08/2010	49,845.00	.000	02/15/2025	100,000.00	4.690	1691
912833LU2	195185	2000	US TREASURY STRIP	03/03/2010	25,037.00	.000	02/15/2025	50,000.00	4.679	1691



Run Date: 7/2/2020 6:33:45 AM

Investments Outstanding As Of Date: 6/30/2020

INVENTORY BY MATURITY REPORT

CUSIP	Investment #	Fund	Issuer	Purchase Date	Current Book	Current Rate	Maturity Date	Current Par	YTM	Days to Maturity
912833LU2	195392	2000	US TREASURY STRIP	03/12/2010	49,804.00	.000	02/15/2025	100,000.00	4.724	1691
912833LU2	195861	2000	US TREASURY STRIP	04/08/2010	24,416.00	.000	02/15/2025	50,000.00	4.883	1691
912833LU2	196886	2000	US TREASURY STRIP	04/30/2010	25,530.00	.000	02/15/2025	50,000.00	4.595	1691
912833LU2	203860	2000	US TREASURY STRIP	02/28/2011	27,180.00	.000	02/15/2025	50,000.00	4.413	1691
912833LU2	204507	2000	US TREASURY STRIP	04/12/2011	53,930.00	.000	02/15/2025	100,000.00	4.510	1691
912833LU2	205420	2000	US TREASURY STRIP	05/05/2011	56,398.00	.000	02/15/2025	100,000.00	4.199	1691
912833LU2	208703	2000	US TREASURY STRIP	02/16/2012	35,489.00	.000	02/15/2025	50,000.00	2.655	1691
912833LU2	208874	2000	US TREASURY STRIP	03/05/2012	71,366.00	.000	02/15/2025	100,000.00	2.622	1691
912833LU2	209013	2000	US TREASURY STRIP	03/19/2012	34,043.00	.000	02/15/2025	50,000.00	3.000	1691
912833LU2	209138	2000	US TREASURY STRIP	04/05/2012	34,583.00	.000	02/15/2025	50,000.00	2.887	1691
912833LU2	209930	2000	US TREASURY STRIP	04/30/2012	35,684.00	.000	02/15/2025	50,000.00	2.654	1691
912833LU2	213290	2000	US TREASURY STRIP	03/25/2013	37,514.00	.000	02/15/2025	50,000.00	2.430	1691
912833LU2	213362	2000	US TREASURY STRIP	03/28/2013	75,184.00	.000	02/15/2025	100,000.00	2.414	1691
912833LU2	213439	2000	US TREASURY STRIP	04/04/2013	38,052.50	.000	02/15/2025	50,000.00	2.314	1691
912833LU2	213506	2000	US TREASURY STRIP	04/12/2013	77,296.00	.000	02/15/2025	100,000.00	2.186	1691
912833LU2	214258	2000	US TREASURY STRIP	05/02/2013	78,032.00	.000	02/15/2025	100,000.00	2.115	1691
912833LU2	216912	2000	US TREASURY STRIP	03/21/2014	180,677.50	.000	02/15/2025	250,000.00	3.000	1691
912833LU2	220877	2000	US TREASURY STRIP	02/13/2015	32,390.80	.000	02/15/2025	40,000.00	2.120	1691
912833LU2	222351	2000	US TREASURY STRIP	04/30/2015	32,756.00	.000	02/15/2025	40,000.00	2.050	1691
912833LU2	225735	2000	USTREASURYSTRIP	03/17/2016	33,329.60	.000	02/15/2025	40,000.00	2.057	1691
912833LU2	225748	2000	USTREASURYSTRIP	03/17/2016	15,189.11	.000	02/15/2025	18,250.00	2.070	1691
912833LU2	229655	2000	S 0 02-15-25	02/24/2017	42,821.48	.000	02/15/2025	52,000.00	2.450	1691
912833LU2	230019	2000	S 0 02-15-25	03/24/2017	330,096.00	.000	02/15/2025	400,000.00	2.447	1691
912833LU2	230114	2000	S 0 02-15-25	03/30/2017	207,365.00	.000	02/15/2025	250,000.00	2.387	1691
912833LU2	230234	2000	S 0 02-15-25	04/06/2017	41,675.00	.000	02/15/2025	50,000.00	2.330	1691
912833LU2	230355	2000	S 0 02-15-25	04/17/2017	33,492.80	.000	02/15/2025	40,000.00	2.280	1691
912833LU2	230990	2000	S 0 02-15-25	04/28/2017	209,797.50	.000	02/15/2025	250,000.00	2.260	1691
912833LU2	235199	2000	S 0 02-15-25	02/15/2018	32,902.40	.000	02/15/2025	40,000.00	2.810	1691
912833LU2	235368	2000	S 0 02-15-25	03/01/2018	32,960.80	.000	02/15/2025	40,000.00	2.800	1691
912833LU2	235393	2000	S 0 02-15-25	03/01/2018	32,919.20	.000	02/15/2025	40,000.00	2.818	1691
912833LU2	235453	2000	S 0 02-15-25	03/05/2018	164,144.00	.000	02/15/2025	200,000.00	2.863	1691
912833LU2	235526	2000	S 0 02-15-25	03/08/2018	32,958.80	.000	02/15/2025	40,000.00	2.809	1691
912833LU2	236308	2000	S 0 02-15-25	04/26/2018	32,771.20	.000	02/15/2025	40,000.00	2.950	1691



Run Date: 7/2/2020 6:33:45 AM

Investments Outstanding As Of Date: 6/30/2020

INVENTORY BY MATURITY REPORT

CUSIP	Investment #	Fund	Issuer	Purchase Date	Current Book	Current Rate	Maturity Date	Current Par	YTM	Days to Maturity
912833LU2	244735	2000	S 0 02-15-25	03/19/2020	38,990.00	.000	02/15/2025	40,000.00	.522	1691
912833LU2	244838	2000	S 0 02-15-25	04/02/2020	24,518.00	.000	02/15/2025	25,000.00	.400	1691
3136G4UG6	244474	1010	FNMA 1.77 02-19-25	02/26/2020	9,291,963.75	1.770	02/19/2025	9,285,000.00	1.754	1695
46513JEE7	244690	1010	ISRAEL BOND 1.95 3-01-25	03/15/2020	10,000,000.00	1.950	03/01/2025	10,000,000.00	1.950	1705
3133ELQY3	244676	1010	FFCB 1.21 03-03-25	03/11/2020	10,178,000.00	1.210	03/03/2025	10,000,000.00	.844	1707
3133ELQY3	244686	1010	FFCB 1.21 03-03-25	03/12/2020	10,148,000.00	1.210	03/03/2025	10,000,000.00	.905	1707
3134GVEV6	244531	1010	FHLMC 1.4 03-04-25	03/04/2020	15,000,000.00	1.400	03/04/2025	15,000,000.00	1.400	1708
3133ELRN6	244557	1010	FFCB 1 1-2 03-05-25	03/05/2020	10,000,000.00	1.500	03/05/2025	10,000,000.00	1.500	1709
3133ELRN6	244582	1010	FFCB 1 1-2 03-05-25	03/05/2020	20,000,000.00	1.500	03/05/2025	20,000,000.00	1.500	1709
3130AJBD0	244530	1010	FHLB 1.48 03-10-25	03/10/2020	11,550,000.00	1.480	03/10/2025	11,550,000.00	1.480	1714
3133ELTC8	244667	1010	FFCB 1 1-8 03-17-25	03/17/2020	10,000,000.00	1.125	03/17/2025	10,000,000.00	1.125	1721
3133ELTV6	244687	1010	FFCB 0.9 03-17-25	03/17/2020	9,994,300.00	.900	03/17/2025	10,000,000.00	.912	1721
742718FF1	245836	1030	PG 2.45 03-25-25	05/14/2020	10,702,900.00	2.450	03/25/2025	10,000,000.00	.967	1729
191216CN8	246065	1030	KO 2.95 03-25-25	06/15/2020	10,969,200.00	2.950	03/25/2025	10,000,000.00	.874	1729
677522U77	244122	1010	OPFC Veterans Compensation	02/05/2020	4,830,000.00	1.960	04/01/2025	4,830,000.00	1.960	1736
31364DKF2	128970	2000	FNMA STRIP	02/07/2000	223,375.00	.000	04/08/2025	1,250,000.00	6.961	1743
3134GVKP2	244945	1010	FHLMC 1 04-21-25	04/21/2020	15,000,000.00	1.000	04/21/2025	15,000,000.00	1.000	1756
3135G03U5	245575	1010	FNMA 0 5-8 04-22-25	04/24/2020	14,969,100.00	.625	04/22/2025	15,000,000.00	.667	1757
3135G03U5	245799	1010	FNMA 0 5-8 04-22-25	05/04/2020	10,023,300.00	.625	04/22/2025	10,000,000.00	.577	1757
3134GVMJ4	245483	1010	FHLMC 0 3-4 04-28-25	04/28/2020	14,970,000.00	.750	04/28/2025	15,000,000.00	.791	1763
3134GVNJ3	245816	1010	FHLMC 1.1 04-28-25	05/08/2020	10,022,400.00	1.100	04/28/2025	10,000,000.00	1.054	1763
3134GVND6	245535	1010	FHLMC 0.92 04-29-25	04/29/2020	15,000,000.00	.920	04/29/2025	15,000,000.00	.920	1764
3134GVQQ4	245806	1010	FHLMC 0 3-4 04-30-25 0000	05/05/2020	15,000,000.00	.750	04/30/2025	15,000,000.00	.750	1765
3134GVRH3	245798	1010	FHLMC 0.7 05-05-25 0001	05/05/2020	19,970,000.00	.700	05/05/2025	20,000,000.00	.731	1770
3134GVPJ1	245628	1010	FHLMC 0.7 05-06-25	05/06/2020	25,000,000.00	.700	05/06/2025	25,000,000.00	.700	1771
3134GVQY7	245819	1010	FHLMC 0.7 05-06-25 0001	05/12/2020	15,000,000.00	.700	05/06/2025	15,000,000.00	.700	1771
037833DT4	245809	1030	AAPL 1 1-8 05-11-25	05/11/2020	10,028,300.00	1.125	05/11/2025	10,000,000.00	1.067	1776
912833LV0	181171	2000	US TREASURY STRIP	05/31/2007	19,959.50	.000	05/15/2025	50,000.00	5.180	1780
912833LV0	181419	2000	US TREASURY STRIP	06/26/2007	19,228.50	.000	05/15/2025	50,000.00	5.415	1780
912833LV0	181560	2000	US TREASURY STRIP	07/06/2007	19,671.00	.000	05/15/2025	50,000.00	5.292	1780
912833LV0	181866	2000	US TREASURY STRIP	07/30/2007	40,080.00	.000	05/15/2025	100,000.00	5.205	1780
912833LV0	186338	2010	US TREASURY STRIP	05/22/2008	3,362,475.66	.000	05/15/2025	7,538,000.00	4.811	1780
912833LV0	186424	2000	US TREASURY STRIP	05/27/2008	22,582.00	.000	05/15/2025	50,000.00	4.740	1780



Run Date: 7/2/2020 6:33:45 AM

Investments Outstanding As Of Date: 6/30/2020

INVENTORY BY MATURITY REPORT

CUSIP	Investment #	Fund	Issuer	Purchase Date	Current Book	Current Rate	Maturity Date	Current Par	YTM	Days to Maturity
912833LV0	186669	2000	US TREASURY STRIP	06/09/2008	11,087.50	.000	05/15/2025	25,000.00	4.860	1780
912833LV0	187232	2000	US TREASURY STRIP	07/11/2008	4,607.10	.000	05/15/2025	10,000.00	4.654	1780
912833LV0	192221	2000	US TREASURY STRIP	05/13/2009	72,570.00	.000	05/15/2025	150,000.00	4.588	1780
912833LV0	193239	2000	US TREASURY STRIP	08/18/2009	23,949.52	.000	05/15/2025	50,000.00	4.731	1780
912833LV0	197106	2000	US TREASURY STRIP	05/11/2010	159,702.01	.000	05/15/2025	306,000.00	4.379	1780
912833LV0	197199	2000	US TREASURY STRIP	05/14/2010	12,980.00	.000	05/15/2025	25,000.00	4.417	1780
912833LV0	198379	2000	US TREASURY STRIP	06/30/2010	27,752.50	.000	05/15/2025	50,000.00	3.997	1780
912833LV0	198708	2000	US TREASURY STRIP	07/13/2010	55,350.00	.000	05/15/2025	100,000.00	4.026	1780
912833LV0	205479	2000	US TREASURY STRIP	05/09/2011	56,083.00	.000	05/15/2025	100,000.00	4.169	1780
912833LV0	206124	2000	US TREASURY STRIP	06/13/2011	58,012.00	.000	05/15/2025	100,000.00	3.950	1780
912833LV0	206330	2000	US TREASURY STRIP	06/23/2011	28,997.00	.000	05/15/2025	50,000.00	3.960	1780
912833LV0	206376	2000	US TREASURY STRIP	06/27/2011	28,917.00	.000	05/15/2025	50,000.00	3.983	1780
912833LV0	210183	2000	US TREASURY STRIP	05/16/2012	36,274.50	.000	05/15/2025	50,000.00	2.484	1780
912833LV0	210398	2000	US TREASURY STRIP	06/06/2012	38,344.00	.000	05/15/2025	50,000.00	2.062	1780
912833LV0	210604	2000	US TREASURY STRIP	06/25/2012	37,390.00	.000	05/15/2025	50,000.00	2.268	1780
912833LV0	214709	2000	US TREASURY STRIP	06/17/2013	36,371.00	.000	05/15/2025	50,000.00	2.690	1780
912833LV0	218187	2000	US TREASURY STRIP	06/26/2014	36,586.50	.000	05/15/2025	50,000.00	2.890	1780
912833LV0	218213	2000	US TREASURY STRIP	06/27/2014	36,483.50	.000	05/15/2025	50,000.00	2.917	1780
912833LV0	218583	2000	US TREASURY STRIP	07/31/2014	37,316.00	.000	05/15/2025	50,000.00	2.730	1780
912833LV0	222630	2000	US TREASURY STRIP	05/21/2015	197,090.00	.000	05/15/2025	250,000.00	2.396	1780
912833LV0	226878	2000	US TREASURY STRI ZERO-% 5	05/26/2016	101,092.80	.000	05/15/2025	120,000.00	1.921	1780
912833LV0	227317	2000	US TREASURY STRI ZERO-% 5	07/15/2016	43,758.50	.000	05/15/2025	50,000.00	1.515	1780
912833LV0	227501	2000	US TREASURY STRI ZERO-% 5	07/29/2016	34,722.80	.000	05/15/2025	40,000.00	1.615	1780
912833LV0	227673	2000	US TREASURY STRI ZERO-% 5	08/12/2016	86,709.00	.000	05/15/2025	100,000.00	1.635	1780
912833LV0	231307	2000	S 0 05-15-25	05/11/2017	33,151.20	.000	05/15/2025	40,000.00	2.358	1780
912833LV0	231594	2000	S 0 05-15-25	06/02/2017	33,612.80	.000	05/15/2025	40,000.00	2.200	1780
912833LV0	237034	2000	S 0 05-15-25	06/14/2018	32,686.40	.000	05/15/2025	40,000.00	2.940	1780
912833LV0	237319	2000	S 0 05-15-25	07/06/2018	32,952.80	.000	05/15/2025	40,000.00	2.846	1780
912833LV0	237413	2000	S 0 05-15-25	07/12/2018	32,964.40	.000	05/15/2025	40,000.00	2.847	1780
912833LV0	241258	2000	S 0 05-15-25	05/09/2019	34,713.20	.000	05/15/2025	40,000.00	2.370	1780
912833LV0	241682	2000	S 0 05-15-25	06/21/2019	35,730.80	.000	05/15/2025	40,000.00	1.922	1780
912833LV0	241907	2000	S 0 05-15-25	07/11/2019	35,793.60	.000	05/15/2025	40,000.00	1.910	1780
912833LV0	242042	2000	S 0 05-15-25	07/22/2019	223,662.50	.000	05/15/2025	250,000.00	1.924	1780



Run Date: 7/2/2020 6:33:45 AM

Investments Outstanding As Of Date: 6/30/2020

INVENTORY BY MATURITY REPORT

CUSIP	Investment #	Fund	Issuer	Purchase Date	Current Book	Current Rate	Maturity Date	Current Par	YTM	Days to Maturity
912833LV0	242101	2000	S 0 05-15-25	07/26/2019	35,938.80	.000	05/15/2025	40,000.00	1.853	1780
912833LV0	245847	2000	S 0 05-15-25	05/18/2020	39,253.60	.000	05/15/2025	40,000.00	.378	1780
912833LV0	246027	2000	S 0 05-15-25	06/12/2020	39,103.20	.000	05/15/2025	40,000.00	.461	1780
912833LV0	246089	2000	S 0 05-15-25	06/19/2020	39,215.60	.000	05/15/2025	40,000.00	.404	1780
3133ELC28	245934	1010	FFCB 0.73 05-27-25	05/28/2020	24,968,750.00	.730	05/27/2025	25,000,000.00	.756	1792
3134GVB31	245993	1010	FHLMC 0 3-4 05-28-25	06/05/2020	13,401,867.00	.750	05/28/2025	13,422,000.00	.781	1793
3133ELE42	245944	1010	FFCB 0.8 06-02-25	06/02/2020	19,990,000.00	.800	06/02/2025	20,000,000.00	.810	1798
3133ELE42	246007	1010	FFCB 0.8 06-02-25	06/08/2020	19,960,000.00	.800	06/02/2025	20,000,000.00	.841	1798
48128GU40	246123	1030	JPM 1.05 6-23-25	06/23/2020	10,000,000.00	1.050	06/23/2025	10,000,000.00	1.050	1819
3136G4WF6	245994	1010	FNMA 0.81 06-24-25	06/24/2020	15,000,000.00	.810	06/24/2025	15,000,000.00	.810	1820
912833LW8	178337	2000	US TREASURY STRIP	10/04/2006	20,025.00	.000	08/15/2025	50,000.00	4.910	1872
912833LW8	178591	2000	US TREASURY STRIP	10/26/2006	53,924.88	.000	08/15/2025	138,000.00	5.060	1872
912833LW8	179001	2000	US TREASURY STRIP	11/28/2006	20,561.50	.000	08/15/2025	50,000.00	4.805	1872
912833LW8	182225	2000	US TREASURY STRIP	08/28/2007	40,395.00	.000	08/15/2025	100,000.00	5.110	1872
912833LW8	182556	2000	US TREASURY STRIP	09/25/2007	40,300.00	.000	08/15/2025	100,000.00	5.146	1872
912833LW8	182761	2000	US TREASURY STRIP	10/05/2007	41,591.00	.000	08/15/2025	100,000.00	4.972	1872
912833LW8	188072	2000	US TREASURY STRIP	09/15/2008	23,900.00	.000	08/15/2025	50,000.00	4.412	1872
912833LW8	188167	2010	US TREASURY STRIP	09/22/2008	283,253.76	.000	08/15/2025	576,000.00	4.245	1872
912833LW8	193258	2000	US TREASURY STRIP	08/18/2009	47,575.25	.000	08/15/2025	100,000.00	4.700	1872
912833LW8	199566	2000	US TREASURY STRIP	08/13/2010	28,213.50	.000	08/15/2025	50,000.00	3.850	1872
912833LW8	200628	2000	US TREASURY STRIP	09/24/2010	58,269.00	.000	08/15/2025	100,000.00	3.660	1872
912833LW8	207495	2000	US TREASURY STRIP	09/23/2011	34,194.00	.000	08/15/2025	50,000.00	2.754	1872
912833LW8	207865	2000	US TREASURY STRIP	10/31/2011	66,683.00	.000	08/15/2025	100,000.00	2.960	1872
912833LW8	207918	2000	US TREASURY STRIP	11/03/2011	33,304.50	.000	08/15/2025	50,000.00	2.970	1872
912833LW8	211244	2000	US TREASURY STRIP	08/17/2012	37,131.50	.000	08/15/2025	50,000.00	2.303	1872
912833LW8	211304	2000	US TREASURY STRIP	08/22/2012	73,174.00	.000	08/15/2025	100,000.00	2.421	1872
912833LW8	215299	2000	US TREASURY STRIP	08/16/2013	34,042.50	.000	08/15/2025	50,000.00	3.230	1872
912833LW8	215622	2000	US TREASURY STRIP	09/26/2013	34,202.00	.000	08/15/2025	50,000.00	3.221	1872
912833LW8	215886	2000	US TREASURY STRIP	11/01/2013	70,071.00	.000	08/15/2025	100,000.00	3.040	1872
912833LW8	218841	2000	US TREASURY STRIP	08/28/2014	299,544.00	.000	08/15/2025	400,000.00	2.655	1872
912833LW8	219033	2000	US TREASURY STRIP	09/18/2014	73,400.00	.000	08/15/2025	100,000.00	2.855	1872
912833LW8	219294	2000	US TREASURY STRIP	10/17/2014	30,580.80	.000	08/15/2025	40,000.00	2.495	1872
912833LW8	224333	2000	USTREASURYSTRIP	10/08/2015	80,922.00	.000	08/15/2025	100,000.00	2.160	1872



Run Date: 7/2/2020 6:33:45 AM

Investments Outstanding As Of Date: 6/30/2020

INVENTORY BY MATURITY REPORT

CUSIP	Investment #	Fund	Issuer	Purchase Date	Current Book	Current Rate	Maturity Date	Current Par	YTM	Days to Maturity
912833LW8	224487	2000	USTREASURYSTRIP	10/22/2015	80,988.00	.000	08/15/2025	100,000.00	2.160	1872
912833LW8	224565	2000	USTREASURYSTRIP	10/29/2015	32,300.00	.000	08/15/2025	40,000.00	2.195	1872
912833LW8	228077	2000	US TREASURY STRI ZERO-% 8	09/23/2016	42,954.50	.000	08/15/2025	50,000.00	1.715	1872
912833LW8	228289	2000	US TREASURY STRI ZERO-% 8	10/14/2016	213,387.50	.000	08/15/2025	250,000.00	1.800	1872
912833LW8	234132	2000	S 0 08-15-25	10/26/2017	33,358.80	.000	08/15/2025	40,000.00	2.340	1872
912833LW8	234156	2000	S 0 08-15-25	10/26/2017	41,698.50	.000	08/15/2025	50,000.00	2.340	1872
912833LW8	234191	2000	S 0 08-15-25	10/27/2017	20,818.25	.000	08/15/2025	25,000.00	2.360	1872
912833LW8	237893	2000	S 0 08-15-25	08/23/2018	98,767.20	.000	08/15/2025	120,000.00	2.810	1872
912833LW8	237921	2000	S 0 08-15-25	08/23/2018	32,945.20	.000	08/15/2025	40,000.00	2.800	1872
912833LW8	237934	2000	S 0 08-15-25	08/23/2018	205,827.50	.000	08/15/2025	250,000.00	2.806	1872
912833LW8	238211	2000	S 0 08-15-25	09/13/2018	32,773.20	.000	08/15/2025	40,000.00	2.900	1872
912833LW8	238688	2000	S 0 08-15-25	10/25/2018	323,192.00	.000	08/15/2025	400,000.00	3.157	1872
912833LW8	242342	2000	S 0 08-15-25	08/19/2019	22,832.50	.000	08/15/2025	25,000.00	1.520	1872
912833LW8	242571	2000	S 0 08-15-25	09/06/2019	91,976.00	.000	08/15/2025	100,000.00	1.413	1872
912833LW8	242664	2000	S 0 08-15-25	09/12/2019	72,920.80	.000	08/15/2025	80,000.00	1.570	1872
912833LW8	242801	2000	S 0 08-15-25	09/23/2019	226,035.00	.000	08/15/2025	250,000.00	1.717	1872
912833LX6	179299	2000	US TREASURY STRIP	12/18/2006	101,300.00	.000	11/15/2025	250,000.00	4.835	1964
912833LX6	179705	2000	US TREASURY STRIP	01/31/2007	57,760.50	.000	11/15/2025	150,000.00	5.145	1964
912833LX6	183735	2000	US TREASURY STRIP	12/05/2007	22,105.00	.000	11/15/2025	50,000.00	4.601	1964
912833LX6	183942	2000	US TREASURY STRIP	12/19/2007	42,101.00	.000	11/15/2025	100,000.00	4.890	1964
912833LX6	184232	2000	US TREASURY STRIP	01/10/2008	66,975.00	.000	11/15/2025	150,000.00	4.570	1964
912833LX6	189219	2000	US TREASURY STRIP	11/21/2008	46,964.00	.000	11/15/2025	100,000.00	4.500	1964
912833LX6	189266	2000	US TREASURY STRIP	11/21/2008	2,400.00	.000	11/15/2025	5,000.00	4.369	1964
912833LX6	189964	2000	US TREASURY STRIP	01/12/2009	137,542.50	.000	11/15/2025	250,000.00	3.580	1964
912833LX6	190252	2000	US TREASURY STRIP	02/04/2009	52,010.00	.000	11/15/2025	100,000.00	3.935	1964
912833LX6	194198	2000	US TREASURY STRIP	11/24/2009	49,295.00	.000	11/15/2025	100,000.00	4.477	1964
912833LX6	194731	2000	US TREASURY STRIP	01/28/2010	24,260.00	.000	11/15/2025	50,000.00	4.631	1964
912833LX6	201937	2000	US TREASURY STRIP	11/17/2010	27,772.50	.000	11/15/2025	50,000.00	3.960	1964
912833LX6	202152	2000	US TREASURY STRIP	11/24/2010	27,348.50	.000	11/15/2025	50,000.00	4.070	1964
912833LX6	203392	2000	US TREASURY STRIP	01/31/2011	52,041.00	.000	11/15/2025	100,000.00	4.466	1964
912833LX6	212194	2000	US TREASURY STRIP	11/30/2012	112,654.50	.000	11/15/2025	150,000.00	2.222	1964
912833LX6	212324	2000	US TREASURY STRIP	12/13/2012	263,497.50	.000	11/15/2025	350,000.00	2.209	1964
912833LX6	212653	2000	US TREASURY STRIP	01/17/2013	36,596.50	.000	11/15/2025	50,000.00	2.448	1964



Run Date: 7/2/2020 6:33:45 AM

Investments Outstanding As Of Date: 6/30/2020

INVENTORY BY MATURITY REPORT

CUSIP	Investment #	Fund	Issuer	Purchase Date	Current Book	Current Rate	Maturity Date	Current Par	YTM	Days to Maturity
912833LX6	216073	2000	US TREASURY STRIP	11/21/2013	34,077.50	.000	11/15/2025	50,000.00	3.225	1964
912833LX6	216418	2000	US TREASURY STRIP	01/09/2014	66,572.00	.000	11/15/2025	100,000.00	3.464	1964
912833LX6	219697	2000	US TREASURY STRIP	11/20/2014	187,192.50	.000	11/15/2025	250,000.00	2.651	1964
912833LX6	220248	2000	US TREASURY STRIP	01/09/2015	39,733.00	.000	11/15/2025	50,000.00	2.130	1964
912833LX6	220350	2000	US TREASURY STRIP	01/20/2015	79,626.00	.000	11/15/2025	100,000.00	2.117	1964
912833LX6	220436	2000	US TREASURY STRIP	01/26/2015	80,658.00	.000	11/15/2025	100,000.00	2.000	1964
912833LX6	220457	2000	US TREASURY STRIP	01/26/2015	40,253.50	.000	11/15/2025	50,000.00	2.018	1964
912833LX6	220476	2000	US TREASURY STRIP	01/26/2015	32,211.60	.000	11/15/2025	40,000.00	2.015	1964
912833LX6	220505	2000	US TREASURY STRIP	01/27/2015	201,440.00	.000	11/15/2025	250,000.00	2.010	1964
912833LX6	220609	2000	US TREASURY STRIP	01/29/2015	200,487.50	.000	11/15/2025	250,000.00	2.055	1964
912833LX6	225023	2000	USTREASURYSTRIP	12/24/2015	198,137.50	.000	11/15/2025	250,000.00	2.364	1964
912833LX6	225362	2000	USTREASURYSTRIP	02/04/2016	81,233.00	.000	11/15/2025	100,000.00	2.137	1964
912833LX6	228574	2000	US TREASURY STRI ZERO-% 1	11/14/2016	15,188.94	.000	11/15/2025	18,000.00	1.895	1964
912833LX6	229118	2000	S O 11-15-25	01/12/2017	16,070.40	.000	11/15/2025	20,000.00	2.490	1964
912833LX6	229119	2000	S O 11-15-25	01/12/2017	16,070.40	.000	11/15/2025	20,000.00	2.490	1964
912833LX6	229262	2000	S O 11-15-25	01/26/2017	200,375.00	.000	11/15/2025	250,000.00	2.530	1964
912833LX6	229408	2000	S O 11-15-25	02/02/2017	31,964.40	.000	11/15/2025	40,000.00	2.570	1964
912833LX6	234360	2000	S O 11-15-25	11/16/2017	82,696.00	.000	11/15/2025	100,000.00	2.390	1964
912833LX6	234933	2000	S O 11-15-25	01/25/2018	32,496.40	.000	11/15/2025	40,000.00	2.680	1964
912833LX6	235059	2000	S O 11-15-25	02/02/2018	32,415.60	.000	11/15/2025	40,000.00	2.720	1964
912833LX6	243386	2000	S O 11-15-25	11/15/2019	35,778.00	.000	11/15/2025	40,000.00	1.868	1964
912833LX6	243629	2000	S O 11-15-25	12/09/2019	36,219.60	.000	11/15/2025	40,000.00	1.680	1964
912833LX6	243722	2000	S O 11-15-25	12/16/2019	36,019.60	.000	11/15/2025	40,000.00	1.780	1964
31359YCT2	147430	2000	FNMA STRIP	03/07/2001	510,114.50	.000	01/15/2026	2,350,000.00	6.240	2025
31359YCT2	173960	2000	FNMA STRIP	12/13/2005	94,640.82	.000	01/15/2026	267,000.00	5.230	2025
912833LY4	180373	2000	US TREASURY STRIP	04/03/2007	19,799.00	.000	02/15/2026	50,000.00	4.970	2056
912833LY4	180525	2000	US TREASURY STRIP	04/12/2007	38,853.00	.000	02/15/2026	100,000.00	5.080	2056
912833LY4	180741	2000	US TREASURY STRIP	04/30/2007	39,780.00	.000	02/15/2026	100,000.00	4.965	2056
912833LY4	184843	2000	US TREASURY STRIP	02/28/2008	4,213.13	.000	02/15/2026	10,000.00	4.870	2056
912833LY4	185233	2000	US TREASURY STRIP	03/27/2008	4,515.00	.000	02/15/2026	10,000.00	4.495	2056
912833LY4	185276	2000	US TREASURY STRIP	03/28/2008	22,677.50	.000	02/15/2026	50,000.00	4.470	2056
912833LY4	185602	2000	US TREASURY STRIP	04/16/2008	22,691.00	.000	02/15/2026	50,000.00	4.480	2056
912833LY4	185624	2000	US TREASURY STRIP	04/16/2008	4,560.00	.000	02/15/2026	10,000.00	4.452	2056



Run Date: 7/2/2020 6:33:45 AM

Investments Outstanding As Of Date: 6/30/2020

INVENTORY BY MATURITY REPORT

CUSIP	Investment #	Fund	Issuer	Purchase Date	Current Book	Current Rate	Maturity Date	Current Par	YTM	Days to Maturity
912833LY4	185888	2000	US TREASURY STRIP	04/28/2008	10,765.25	.000	02/15/2026	25,000.00	4.790	2056
912833LY4	190602	2000	US TREASURY STRIP	02/27/2009	26,175.00	.000	02/15/2026	50,000.00	3.851	2056
912833LY4	190833	2000	US TREASURY STRIP	03/20/2009	25,593.50	.000	02/15/2026	50,000.00	4.000	2056
912833LY4	190959	2000	US TREASURY STRIP	03/30/2009	51,783.00	.000	02/15/2026	100,000.00	3.937	2056
912833LY4	191125	2000	US TREASURY STRIP	04/13/2009	2,650.00	.000	02/15/2026	5,000.00	3.805	2056
912833LY4	191216	2000	US TREASURY STRIP	04/16/2009	25,434.50	.000	02/15/2026	50,000.00	4.056	2056
912833LY4	191863	2000	US TREASURY STRIP	04/24/2009	25,615.00	.000	02/15/2026	50,000.00	4.018	2056
912833LY4	194862	2000	US TREASURY STRIP	02/08/2010	47,142.00	.000	02/15/2026	100,000.00	4.750	2056
912833LY4	195186	2000	US TREASURY STRIP	03/03/2010	23,685.00	.000	02/15/2026	50,000.00	4.738	2056
912833LY4	195393	2000	US TREASURY STRIP	03/12/2010	47,053.00	.000	02/15/2026	100,000.00	4.789	2056
912833LY4	195862	2000	US TREASURY STRIP	04/08/2010	23,146.50	.000	02/15/2026	50,000.00	4.917	2056
912833LY4	196887	2000	US TREASURY STRIP	04/30/2010	24,162.00	.000	02/15/2026	50,000.00	4.657	2056
912833LY4	203861	2000	US TREASURY STRIP	02/28/2011	25,573.50	.000	02/15/2026	50,000.00	4.531	2056
912833LY4	204508	2000	US TREASURY STRIP	04/12/2011	50,687.00	.000	02/15/2026	100,000.00	4.630	2056
912833LY4	205421	2000	US TREASURY STRIP	05/05/2011	53,309.00	.000	02/15/2026	100,000.00	4.301	2056
912833LY4	208704	2000	US TREASURY STRIP	02/16/2012	33,903.00	.000	02/15/2026	50,000.00	2.795	2056
912833LY4	208875	2000	US TREASURY STRIP	03/05/2012	68,232.00	.000	02/15/2026	100,000.00	2.759	2056
912833LY4	209014	2000	US TREASURY STRIP	03/19/2012	32,461.00	.000	02/15/2026	50,000.00	3.130	2056
912833LY4	209139	2000	US TREASURY STRIP	04/05/2012	32,969.50	.000	02/15/2026	50,000.00	3.027	2056
912833LY4	209931	2000	US TREASURY STRIP	04/30/2012	34,113.50	.000	02/15/2026	50,000.00	2.791	2056
912833LY4	213291	2000	US TREASURY STRIP	03/25/2013	35,926.00	.000	02/15/2026	50,000.00	2.580	2056
912833LY4	213363	2000	US TREASURY STRIP	03/28/2013	71,968.00	.000	02/15/2026	100,000.00	2.569	2056
912833LY4	213440	2000	US TREASURY STRIP	04/04/2013	36,465.50	.000	02/15/2026	50,000.00	2.468	2056
912833LY4	213507	2000	US TREASURY STRIP	04/12/2013	74,206.00	.000	02/15/2026	100,000.00	2.336	2056
912833LY4	214259	2000	US TREASURY STRIP	05/02/2013	75,019.00	.000	02/15/2026	100,000.00	2.260	2056
912833LY4	216913	2000	US TREASURY STRIP	03/21/2014	172,722.50	.000	02/15/2026	250,000.00	3.130	2056
912833LY4	220878	2000	US TREASURY STRIP	02/13/2015	31,457.20	.000	02/15/2026	40,000.00	2.195	2056
912833LY4	222352	2000	US TREASURY STRIP	04/30/2015	31,754.00	.000	02/15/2026	40,000.00	2.150	2056
912833LY4	225737	2000	USTREASURYSTRIP	03/17/2016	32,494.40	.000	02/15/2026	40,000.00	2.107	2056
912833LY4	225751	2000	USTREASURYSTRIP	03/17/2016	14,835.79	.000	02/15/2026	18,250.00	2.100	2056
912833LY4	229658	2000	S 0 02-15-26	02/24/2017	41,422.68	.000	02/15/2026	52,000.00	2.550	2056
912833LY4	230020	2000	S 0 02-15-26	03/24/2017	319,512.00	.000	02/15/2026	400,000.00	2.541	2056
912833LY4	230115	2000	S 0 02-15-26	03/30/2017	200,852.50	.000	02/15/2026	250,000.00	2.480	2056



Run Date: 7/2/2020 6:33:45 AM

Investments Outstanding As Of Date: 6/30/2020

INVENTORY BY MATURITY REPORT

CUSIP	Investment #	Fund	Issuer	Purchase Date	Current Book	Current Rate	Maturity Date	Current Par	YTM	Days to Maturity
912833LY4	230236	2000	S 0 02-15-26	04/06/2017	40,330.00	.000	02/15/2026	50,000.00	2.440	2056
912833LY4	230332	2000	S 0 02-15-26	04/17/2017	32,457.60	.000	02/15/2026	40,000.00	2.380	2056
912833LY4	230991	2000	S 0 02-15-26	04/28/2017	203,005.00	.000	02/15/2026	250,000.00	2.380	2056
912833LY4	235200	2000	S 0 02-15-26	02/15/2018	31,871.20	.000	02/15/2026	40,000.00	2.860	2056
912833LY4	235369	2000	S 0 02-15-26	03/01/2018	31,931.20	.000	02/15/2026	40,000.00	2.850	2056
912833LY4	235394	2000	S 0 02-15-26	03/01/2018	31,878.40	.000	02/15/2026	40,000.00	2.871	2056
912833LY4	235454	2000	S 0 02-15-26	03/05/2018	158,956.00	.000	02/15/2026	200,000.00	2.910	2056
912833LY4	235527	2000	S 0 02-15-26	03/08/2018	31,930.00	.000	02/15/2026	40,000.00	2.857	2056
912833LY4	236309	2000	S 0 02-15-26	04/26/2018	31,727.60	.000	02/15/2026	40,000.00	2.990	2056
912833LY4	244736	2000	S 0 02-15-26	03/19/2020	38,586.80	.000	02/15/2026	40,000.00	.610	2056
912833LY4	244839	2000	S 0 02-15-26	04/02/2020	24,306.25	.000	02/15/2026	25,000.00	.480	2056
677522U85	244123	1010	OPFC Veterans Compensation	02/05/2020	945,000.00	2.063	04/01/2026	945,000.00	2.063	2101
912833LZ1	181172	2000	US TREASURY STRIP	05/31/2007	19,017.50	.000	05/15/2026	50,000.00	5.165	2145
912833LZ1	181420	2000	US TREASURY STRIP	06/26/2007	18,312.00	.000	05/15/2026	50,000.00	5.390	2145
912833LZ1	181561	2000	US TREASURY STRIP	07/06/2007	18,763.50	.000	05/15/2026	50,000.00	5.265	2145
912833LZ1	181867	2000	US TREASURY STRIP	07/30/2007	38,682.00	.000	05/15/2026	100,000.00	5.118	2145
912833LZ1	186339	2010	US TREASURY STRIP	05/22/2008	3,186,689.50	.000	05/15/2026	7,538,000.00	4.846	2145
912833LZ1	186425	2000	US TREASURY STRIP	05/27/2008	21,435.50	.000	05/15/2026	50,000.00	4.770	2145
912833LZ1	186670	2000	US TREASURY STRIP	06/09/2008	10,521.50	.000	05/15/2026	25,000.00	4.885	2145
912833LZ1	187233	2000	US TREASURY STRIP	07/11/2008	4,375.40	.000	05/15/2026	10,000.00	4.686	2145
912833LZ1	192223	2000	US TREASURY STRIP	05/13/2009	69,570.00	.000	05/15/2026	150,000.00	4.569	2145
912833LZ1	193240	2000	US TREASURY STRIP	08/18/2009	22,818.09	.000	05/15/2026	50,000.00	4.741	2145
912833LZ1	197107	2000	US TREASURY STRIP	05/11/2010	152,333.53	.000	05/15/2026	306,000.00	4.404	2145
912833LZ1	197200	2000	US TREASURY STRIP	05/14/2010	12,415.50	.000	05/15/2026	25,000.00	4.422	2145
912833LZ1	198380	2000	US TREASURY STRIP	06/30/2010	26,638.50	.000	05/15/2026	50,000.00	4.006	2145
912833LZ1	198709	2000	US TREASURY STRIP	07/13/2010	52,800.00	.000	05/15/2026	100,000.00	4.073	2145
912833LZ1	205480	2000	US TREASURY STRIP	05/09/2011	53,069.00	.000	05/15/2026	100,000.00	4.264	2145
912833LZ1	206125	2000	US TREASURY STRIP	06/13/2011	54,735.00	.000	05/15/2026	100,000.00	4.080	2145
912833LZ1	206329	2000	US TREASURY STRIP	06/23/2011	27,378.00	.000	05/15/2026	50,000.00	4.085	2145
912833LZ1	206377	2000	US TREASURY STRIP	06/27/2011	27,336.00	.000	05/15/2026	50,000.00	4.098	2145
912833LZ1	210184	2000	US TREASURY STRIP	05/16/2012	34,813.50	.000	05/15/2026	50,000.00	2.603	2145
912833LZ1	210399	2000	US TREASURY STRIP	06/06/2012	37,100.50	.000	05/15/2026	50,000.00	2.152	2145
912833LZ1	210605	2000	US TREASURY STRIP	06/25/2012	35,983.00	.000	05/15/2026	50,000.00	2.383	2145



Run Date: 7/2/2020 6:33:45 AM

Investments Outstanding As Of Date: 6/30/2020

INVENTORY BY MATURITY REPORT

CUSIP	Investment #	Fund	Issuer	Purchase Date	Current Book	Current Rate	Maturity Date	Current Par	YTM	Days to Maturity
912833LZ1	214711	2000	US TREASURY STRIP	06/17/2013	34,742.00	.000	05/15/2026	50,000.00	2.840	2145
912833LZ1	218188	2000	US TREASURY STRIP	06/26/2014	35,096.50	.000	05/15/2026	50,000.00	3.000	2145
912833LZ1	218214	2000	US TREASURY STRIP	06/27/2014	34,972.00	.000	05/15/2026	50,000.00	3.031	2145
912833LZ1	218584	2000	US TREASURY STRIP	07/31/2014	35,898.00	.000	05/15/2026	50,000.00	2.830	2145
912833LZ1	222625	2000	US TREASURY STRIP	05/21/2015	190,472.50	.000	05/15/2026	250,000.00	2.491	2145
912833LZ1	226879	2000	US TREASURY STRI ZERO-% 5	05/26/2016	98,467.20	.000	05/15/2026	120,000.00	1.993	2145
912833LZ1	227318	2000	US TREASURY STRI ZERO-% 5	07/15/2016	42,705.50	.000	05/15/2026	50,000.00	1.610	2145
912833LZ1	227502	2000	US TREASURY STRI ZERO-% 5	07/29/2016	33,887.60	.000	05/15/2026	40,000.00	1.700	2145
912833LZ1	227674	2000	US TREASURY STRI ZERO-% 5	08/12/2016	84,773.00	.000	05/15/2026	100,000.00	1.700	2145
912833LZ1	231308	2000	S 0 05-15-26	05/11/2017	32,076.40	.000	05/15/2026	40,000.00	2.465	2145
912833LZ1	231596	2000	S 0 05-15-26	06/02/2017	32,552.40	.000	05/15/2026	40,000.00	2.315	2145
912833LZ1	237035	2000	S 0 05-15-26	06/14/2018	31,647.20	.000	05/15/2026	40,000.00	2.980	2145
912833LZ1	237320	2000	S 0 05-15-26	07/06/2018	31,968.40	.000	05/15/2026	40,000.00	2.872	2145
912833LZ1	237412	2000	S 0 05-15-26	07/12/2018	31,979.60	.000	05/15/2026	40,000.00	2.874	2145
912833LZ1	241259	2000	S 0 05-15-26	05/09/2019	33,787.60	.000	05/15/2026	40,000.00	2.420	2145
912833LZ1	241683	2000	S 0 05-15-26	06/21/2019	34,944.00	.000	05/15/2026	40,000.00	1.968	2145
912833LZ1	241908	2000	S 0 05-15-26	07/11/2019	35,012.40	.000	05/15/2026	40,000.00	1.955	2145
912833LZ1	242039	2000	S 0 05-15-26	07/22/2019	218,510.00	.000	05/15/2026	250,000.00	1.985	2145
912833LZ1	242102	2000	S 0 05-15-26	07/26/2019	35,139.60	.000	05/15/2026	40,000.00	1.913	2145
912833LZ1	245848	2000	S 0 05-15-26	05/18/2020	38,851.20	.000	05/15/2026	40,000.00	.487	2145
912833LZ1	246028	2000	S 0 05-15-26	06/12/2020	38,618.80	.000	05/15/2026	40,000.00	.594	2145
912833LZ1	246090	2000	S 0 05-15-26	06/19/2020	38,775.60	.000	05/15/2026	40,000.00	.527	2145
912833PA2	178592	2000	US TREASURY STRIP	10/26/2006	51,376.02	.000	08/15/2026	138,000.00	5.052	2237
912833PA2	182226	2000	US TREASURY STRIP	08/28/2007	38,478.00	.000	08/15/2026	100,000.00	5.100	2237
912833PA2	182557	2000	US TREASURY STRIP	09/25/2007	38,190.00	.000	08/15/2026	100,000.00	5.162	2237
912833PA2	182762	2000	US TREASURY STRIP	10/05/2007	39,670.00	.000	08/15/2026	100,000.00	4.963	2237
912833PA2	188073	2000	US TREASURY STRIP	09/15/2008	22,725.00	.000	08/15/2026	50,000.00	4.450	2237
912833PA2	188168	2010	US TREASURY STRIP	09/22/2008	269,706.24	.000	08/15/2026	576,000.00	4.285	2237
912833PA2	193259	2000	US TREASURY STRIP	08/18/2009	45,523.25	.000	08/15/2026	100,000.00	4.685	2237
912833PA2	199565	2000	US TREASURY STRIP	08/13/2010	26,882.00	.000	08/15/2026	50,000.00	3.915	2237
912833PA2	200629	2000	US TREASURY STRIP	09/24/2010	55,583.00	.000	08/15/2026	100,000.00	3.730	2237
912833PA2	207496	2000	US TREASURY STRIP	09/23/2011	32,702.00	.000	08/15/2026	50,000.00	2.871	2237
912833PA2	207866	2000	US TREASURY STRIP	10/31/2011	63,816.00	.000	08/15/2026	100,000.00	3.060	2237



Run Date: 7/2/2020 6:33:45 AM

Investments Outstanding As Of Date: 6/30/2020

INVENTORY BY MATURITY REPORT

CUSIP	Investment #	Fund	Issuer	Purchase Date	Current Book	Current Rate	Maturity Date	Current Par	YTM	Days to Maturity
912833PA2	207919	2000	US TREASURY STRIP	11/03/2011	31,800.00	.000	08/15/2026	50,000.00	3.085	2237
912833PA2	211245	2000	US TREASURY STRIP	08/17/2012	35,713.50	.000	08/15/2026	50,000.00	2.419	2237
912833PA2	211305	2000	US TREASURY STRIP	08/22/2012	70,279.00	.000	08/15/2026	100,000.00	2.539	2237
912833PA2	215300	2000	US TREASURY STRIP	08/16/2013	32,384.00	.000	08/15/2026	50,000.00	3.370	2237
912833PA2	215623	2000	US TREASURY STRIP	09/26/2013	32,573.00	.000	08/15/2026	50,000.00	3.353	2237
912833PA2	215887	2000	US TREASURY STRIP	11/01/2013	66,885.00	.000	08/15/2026	100,000.00	3.170	2237
912833PA2	218842	2000	US TREASURY STRIP	08/28/2014	288,496.00	.000	08/15/2026	400,000.00	2.750	2237
912833PA2	219034	2000	US TREASURY STRIP	09/18/2014	70,600.00	.000	08/15/2026	100,000.00	2.945	2237
912833PA2	219295	2000	US TREASURY STRIP	10/17/2014	29,502.80	.000	08/15/2026	40,000.00	2.590	2237
912833PA2	224334	2000	USTREASURYSTRIP	10/08/2015	78,356.00	.000	08/15/2026	100,000.00	2.260	2237
912833PA2	224488	2000	USTREASURYSTRIP	10/22/2015	78,255.00	.000	08/15/2026	100,000.00	2.280	2237
912833PA2	224566	2000	USTREASURYSTRIP	10/29/2015	31,222.80	.000	08/15/2026	40,000.00	2.308	2237
912833PA2	228078	2000	US TREASURY STRI ZERO-% 8	09/23/2016	41,835.50	.000	08/15/2026	50,000.00	1.810	2237
912833PA2	228290	2000	US TREASURY STRI ZERO-% 8	10/14/2016	207,565.00	.000	08/15/2026	250,000.00	1.900	2237
912833PA2	234133	2000	S 0 08-15-26	10/26/2017	32,393.60	.000	08/15/2026	40,000.00	2.410	2237
912833PA2	234157	2000	S 0 08-15-26	10/26/2017	40,492.00	.000	08/15/2026	50,000.00	2.410	2237
912833PA2	234192	2000	S 0 08-15-26	10/27/2017	20,212.25	.000	08/15/2026	25,000.00	2.430	2237
912833PA2	237894	2000	S 0 08-15-26	08/23/2018	95,823.60	.000	08/15/2026	120,000.00	2.840	2237
912833PA2	237922	2000	S 0 08-15-26	08/23/2018	31,966.00	.000	08/15/2026	40,000.00	2.830	2237
912833PA2	237935	2000	S 0 08-15-26	08/23/2018	199,660.00	.000	08/15/2026	250,000.00	2.838	2237
912833PA2	238212	2000	S 0 08-15-26	09/13/2018	31,758.40	.000	08/15/2026	40,000.00	2.934	2237
912833PA2	238687	2000	S 0 08-15-26	10/25/2018	312,552.00	.000	08/15/2026	400,000.00	3.185	2237
912833PA2	242343	2000	S 0 08-15-26	08/19/2019	22,442.50	.000	08/15/2026	25,000.00	1.550	2237
912833PA2	242585	2000	S 0 08-15-26	09/06/2019	90,565.00	.000	08/15/2026	100,000.00	1.433	2237
912833PA2	242665	2000	S 0 08-15-26	09/12/2019	71,687.20	.000	08/15/2026	80,000.00	1.591	2237
912833PA2	242802	2000	S 0 08-15-26	09/23/2019	221,825.00	.000	08/15/2026	250,000.00	1.742	2237
912833PB0	183736	2000	US TREASURY STRIP	12/05/2007	21,105.00	.000	11/15/2026	50,000.00	4.605	2329
912833PB0	183943	2000	US TREASURY STRIP	12/19/2007	42,689.00	.000	11/15/2026	100,000.00	4.553	2329
912833PB0	184233	2000	US TREASURY STRIP	01/10/2008	64,200.00	.000	11/15/2026	150,000.00	4.554	2329
912833PB0	189220	2000	US TREASURY STRIP	11/21/2008	44,605.00	.000	11/15/2026	100,000.00	4.540	2329
912833PB0	189267	2000	US TREASURY STRIP	11/21/2008	2,250.00	.000	11/15/2026	5,000.00	4.490	2329
912833PB0	189965	2000	US TREASURY STRIP	01/12/2009	132,050.00	.000	11/15/2026	250,000.00	3.610	2329
912833PB0	190254	2000	US TREASURY STRIP	02/04/2009	49,718.00	.000	11/15/2026	100,000.00	3.970	2329



Run Date: 7/2/2020 6:33:45 AM

Investments Outstanding As Of Date: 6/30/2020

INVENTORY BY MATURITY REPORT

CUSIP	Investment #	Fund	Issuer	Purchase Date	Current Book	Current Rate	Maturity Date	Current Par	YTM	Days to Maturity
912833PB0	194199	2000	US TREASURY STRIP	11/24/2009	46,951.00	.000	11/15/2026	100,000.00	4.504	2329
912833PB0	194732	2000	US TREASURY STRIP	01/28/2010	23,034.00	.000	11/15/2026	50,000.00	4.668	2329
912833PB0	201938	2000	US TREASURY STRIP	11/17/2010	26,084.00	.000	11/15/2026	50,000.00	4.110	2329
912833PB0	202153	2000	US TREASURY STRIP	11/24/2010	25,675.00	.000	11/15/2026	50,000.00	4.216	2329
912833PB0	203393	2000	US TREASURY STRIP	01/31/2011	48,751.00	.000	11/15/2026	100,000.00	4.603	2329
912833PB0	212195	2000	US TREASURY STRIP	11/30/2012	108,349.50	.000	11/15/2026	150,000.00	2.344	2329
912833PB0	212325	2000	US TREASURY STRIP	12/13/2012	253,270.50	.000	11/15/2026	350,000.00	2.337	2329
912833PB0	212654	2000	US TREASURY STRIP	01/17/2013	35,098.00	.000	11/15/2026	50,000.00	2.576	2329
912833PB0	216074	2000	US TREASURY STRIP	11/21/2013	32,461.00	.000	11/15/2026	50,000.00	3.355	2329
912833PB0	216419	2000	US TREASURY STRIP	01/09/2014	63,370.00	.000	11/15/2026	100,000.00	3.582	2329
912833PB0	219700	2000	US TREASURY STRIP	11/20/2014	180,460.00	.000	11/15/2026	250,000.00	2.738	2329
912833PB0	220249	2000	US TREASURY STRIP	01/09/2015	38,582.00	.000	11/15/2026	50,000.00	2.200	2329
912833PB0	220351	2000	US TREASURY STRIP	01/20/2015	77,161.00	.000	11/15/2026	100,000.00	2.206	2329
912833PB0	220437	2000	US TREASURY STRIP	01/26/2015	78,333.00	.000	11/15/2026	100,000.00	2.080	2329
912833PB0	220458	2000	US TREASURY STRIP	01/26/2015	39,050.50	.000	11/15/2026	50,000.00	2.105	2329
912833PB0	220477	2000	US TREASURY STRIP	01/26/2015	31,245.60	.000	11/15/2026	40,000.00	2.104	2329
912833PB0	220506	2000	US TREASURY STRIP	01/27/2015	195,617.50	.000	11/15/2026	250,000.00	2.090	2329
912833PB0	220610	2000	US TREASURY STRIP	01/29/2015	194,397.50	.000	11/15/2026	250,000.00	2.145	2329
912833PB0	225024	2000	USTREASURYSTRIP	12/24/2015	191,855.00	.000	11/15/2026	250,000.00	2.445	2329
912833PB0	225346	2000	USTREASURYSTRIP	02/04/2016	78,798.00	.000	11/15/2026	100,000.00	2.223	2329
912833PB0	228575	2000	US TREASURY STRI ZERO-% 1	11/14/2016	15,578.29	.000	11/15/2026	19,000.00	1.995	2329
912833PB0	229121	2000	S O 11-15-26	01/12/2017	15,556.20	.000	11/15/2026	20,000.00	2.570	2329
912833PB0	229123	2000	S O 11-15-26	01/12/2017	15,556.20	.000	11/15/2026	20,000.00	2.570	2329
912833PB0	229263	2000	S O 11-15-26	01/26/2017	194,175.00	.000	11/15/2026	250,000.00	2.595	2329
912833PB0	229409	2000	S O 11-15-26	02/02/2017	30,918.80	.000	11/15/2026	40,000.00	2.650	2329
912833PB0	234361	2000	S O 11-15-26	11/16/2017	80,325.00	.000	11/15/2026	100,000.00	2.450	2329
912833PB0	234934	2000	S O 11-15-26	01/25/2018	31,560.00	.000	11/15/2026	40,000.00	2.710	2329
912833PB0	235060	2000	S O 11-15-26	02/02/2018	31,442.40	.000	11/15/2026	40,000.00	2.760	2329
912833PB0	243387	2000	S O 11-15-26	11/15/2019	34,993.60	.000	11/15/2026	40,000.00	1.919	2329
912833PB0	243630	2000	S O 11-15-26	12/09/2019	35,496.40	.000	11/15/2026	40,000.00	1.730	2329
912833PB0	243723	2000	S O 11-15-26	12/16/2019	35,290.00	.000	11/15/2026	40,000.00	1.820	2329
912833PC8	184844	2000	US TREASURY STRIP	02/28/2008	3,992.97	.000	02/15/2027	10,000.00	4.900	2421
912833PC8	185234	2000	US TREASURY STRIP	03/27/2008	4,350.00	.000	02/15/2027	10,000.00	4.456	2421



Run Date: 7/2/2020 6:33:45 AM

Investments Outstanding As Of Date: 6/30/2020

INVENTORY BY MATURITY REPORT

CUSIP	Investment #	Fund	Issuer	Purchase Date	Current Book	Current Rate	Maturity Date	Current Par	YTM	Days to Maturity
912833PC8	185277	2000	US TREASURY STRIP	03/28/2008	21,736.50	.000	02/15/2027	50,000.00	4.460	2421
912833PC8	185603	2000	US TREASURY STRIP	04/16/2008	21,628.00	.000	02/15/2027	50,000.00	4.500	2421
912803BK8	185625	2000	US TREASURY STRIP (P)	04/16/2008	4,360.00	.000	02/15/2027	10,000.00	4.457	2421
912833PC8	185889	2000	US TREASURY STRIP	04/28/2008	10,477.25	.000	02/15/2027	25,000.00	4.680	2421
912833PC8	190603	2000	US TREASURY STRIP	02/27/2009	24,864.00	.000	02/15/2027	50,000.00	3.926	2421
912833PC8	190836	2000	US TREASURY STRIP	03/20/2009	24,427.50	.000	02/15/2027	50,000.00	4.040	2421
912833PC8	190960	2000	US TREASURY STRIP	03/30/2009	49,194.00	.000	02/15/2027	100,000.00	4.007	2421
912833PC8	191126	2000	US TREASURY STRIP	04/13/2009	2,550.00	.000	02/15/2027	5,000.00	3.810	2421
912833PC8	191217	2000	US TREASURY STRIP	04/16/2009	24,411.50	.000	02/15/2027	50,000.00	4.061	2421
912833PC8	191864	2000	US TREASURY STRIP	04/24/2009	24,565.00	.000	02/15/2027	50,000.00	4.030	2421
912833PC8	194863	2000	US TREASURY STRIP	02/08/2010	44,608.00	.000	02/15/2027	100,000.00	4.800	2421
912833PC8	195187	2000	US TREASURY STRIP	03/03/2010	22,413.00	.000	02/15/2027	50,000.00	4.789	2421
912833PC8	195394	2000	US TREASURY STRIP	03/12/2010	44,414.00	.000	02/15/2027	100,000.00	4.852	2421
912833PC8	195863	2000	US TREASURY STRIP	04/08/2010	21,881.50	.000	02/15/2027	50,000.00	4.963	2421
912833PC8	196888	2000	US TREASURY STRIP	04/30/2010	22,895.50	.000	02/15/2027	50,000.00	4.705	2421
912833PC8	203862	2000	US TREASURY STRIP	02/28/2011	24,078.50	.000	02/15/2027	50,000.00	4.630	2421
912833PC8	204509	2000	US TREASURY STRIP	04/12/2011	47,823.00	.000	02/15/2027	100,000.00	4.710	2421
912833PC8	205422	2000	US TREASURY STRIP	05/05/2011	50,336.00	.000	02/15/2027	100,000.00	4.397	2421
912833PC8	208705	2000	US TREASURY STRIP	02/16/2012	32,467.00	.000	02/15/2027	50,000.00	2.900	2421
912833PC8	208876	2000	US TREASURY STRIP	03/05/2012	65,416.00	.000	02/15/2027	100,000.00	2.859	2421
912833PC8	209015	2000	US TREASURY STRIP	03/19/2012	30,964.00	.000	02/15/2027	50,000.00	3.240	2421
912833PC8	209140	2000	US TREASURY STRIP	04/05/2012	31,497.00	.000	02/15/2027	50,000.00	3.134	2421
912833PC8	209932	2000	US TREASURY STRIP	04/30/2012	32,691.00	.000	02/15/2027	50,000.00	2.893	2421
912833PC8	213292	2000	US TREASURY STRIP	03/25/2013	34,351.00	.000	02/15/2027	50,000.00	2.720	2421
912833PC8	213364	2000	US TREASURY STRIP	03/28/2013	68,896.00	.000	02/15/2027	100,000.00	2.701	2421
912833PC8	213441	2000	US TREASURY STRIP	04/04/2013	34,935.00	.000	02/15/2027	50,000.00	2.602	2421
912833PC8	213508	2000	US TREASURY STRIP	04/12/2013	71,292.00	.000	02/15/2027	100,000.00	2.459	2421
912833PC8	214260	2000	US TREASURY STRIP	05/02/2013	72,161.00	.000	02/15/2027	100,000.00	2.380	2421
912833PC8	216914	2000	US TREASURY STRIP	03/21/2014	165,117.50	.000	02/15/2027	250,000.00	3.240	2421
912833PC8	220879	2000	US TREASURY STRIP	02/13/2015	30,468.80	.000	02/15/2027	40,000.00	2.280	2421
912833PC8	222353	2000	US TREASURY STRIP	04/30/2015	30,685.60	.000	02/15/2027	40,000.00	2.260	2421
912833PC8	225719	2000	USTREASURYSTRIP	03/17/2016	31,520.00	.000	02/15/2027	40,000.00	2.195	2421
912833PC8	225753	2000	USTREASURYSTRIP	03/17/2016	14,388.48	.000	02/15/2027	18,250.00	2.190	2421



Run Date: 7/2/2020 6:33:45 AM

Investments Outstanding As Of Date: 6/30/2020

INVENTORY BY MATURITY REPORT

CUSIP	Investment #	Fund	Issuer	Purchase Date	Current Book	Current Rate	Maturity Date	Current Par	YTM	Days to Maturity
912833PC8	229661	2000	S 0 02-15-27	02/24/2017	40,029.60	.000	02/15/2027	52,000.00	2.640	2421
912833PC8	230021	2000	S 0 02-15-27	03/24/2017	309,256.00	.000	02/15/2027	400,000.00	2.616	2421
912833PC8	230117	2000	S 0 02-15-27	03/30/2017	194,655.00	.000	02/15/2027	250,000.00	2.549	2421
912833PC8	230238	2000	S 0 02-15-27	04/06/2017	39,096.50	.000	02/15/2027	50,000.00	2.510	2421
912833PC8	230333	2000	S 0 02-15-27	04/17/2017	31,483.60	.000	02/15/2027	40,000.00	2.450	2421
912833PC8	230992	2000	S 0 02-15-27	04/28/2017	196,920.00	.000	02/15/2027	250,000.00	2.450	2421
912833PC8	235201	2000	S 0 02-15-27	02/15/2018	30,869.20	.000	02/15/2027	40,000.00	2.900	2421
912833PC8	235370	2000	S 0 02-15-27	03/01/2018	30,930.80	.000	02/15/2027	40,000.00	2.890	2421
912833PC8	235395	2000	S 0 02-15-27	03/01/2018	30,882.00	.000	02/15/2027	40,000.00	2.908	2421
912833PC8	235455	2000	S 0 02-15-27	03/05/2018	154,022.00	.000	02/15/2027	200,000.00	2.940	2421
912833PC8	235528	2000	S 0 02-15-27	03/08/2018	30,928.00	.000	02/15/2027	40,000.00	2.897	2421
912833PC8	236310	2000	S 0 02-15-27	04/26/2018	30,719.60	.000	02/15/2027	40,000.00	3.020	2421
912833PC8	244737	2000	S 0 02-15-27	03/19/2020	38,205.20	.000	02/15/2027	40,000.00	.666	2421
912833PC8	244840	2000	S 0 02-15-27	04/02/2020	24,074.25	.000	02/15/2027	25,000.00	.550	2421
912833PD6	186340	2010	US TREASURY STRIP	05/22/2008	3,045,578.14	.000	05/15/2027	7,538,000.00	4.832	2510
912833PD6	186426	2000	US TREASURY STRIP	05/27/2008	20,372.50	.000	05/15/2027	50,000.00	4.790	2510
912833PD6	186671	2000	US TREASURY STRIP	06/09/2008	9,998.00	.000	05/15/2027	25,000.00	4.900	2510
912833PD6	187234	2000	US TREASURY STRIP	07/11/2008	4,164.30	.000	05/15/2027	10,000.00	4.703	2510
912833PD6	192222	2000	US TREASURY STRIP	05/13/2009	66,435.00	.000	05/15/2027	150,000.00	4.575	2510
912833PD6	193241	2000	US TREASURY STRIP	08/18/2009	21,864.33	.000	05/15/2027	50,000.00	4.717	2510
912833PD6	197109	2000	US TREASURY STRIP	05/11/2010	144,946.69	.000	05/15/2027	306,000.00	4.441	2510
912833PD6	197201	2000	US TREASURY STRIP	05/14/2010	11,795.50	.000	05/15/2027	25,000.00	4.467	2510
912833PD6	198381	2000	US TREASURY STRIP	06/30/2010	25,454.50	.000	05/15/2027	50,000.00	4.041	2510
912833PD6	198710	2000	US TREASURY STRIP	07/13/2010	50,450.00	.000	05/15/2027	100,000.00	4.104	2510
912833PD6	205481	2000	US TREASURY STRIP	05/09/2011	50,215.00	.000	05/15/2027	100,000.00	4.347	2510
912833PD6	206126	2000	US TREASURY STRIP	06/13/2011	51,998.00	.000	05/15/2027	100,000.00	4.150	2510
912833PD6	206328	2000	US TREASURY STRIP	06/23/2011	25,947.00	.000	05/15/2027	50,000.00	4.170	2510
912833PD6	206378	2000	US TREASURY STRIP	06/27/2011	25,908.00	.000	05/15/2027	50,000.00	4.183	2510
912833PD6	210185	2000	US TREASURY STRIP	05/16/2012	33,482.00	.000	05/15/2027	50,000.00	2.692	2510
912833PD6	210400	2000	US TREASURY STRIP	06/06/2012	35,808.50	.000	05/15/2027	50,000.00	2.247	2510
912833PD6	210606	2000	US TREASURY STRIP	06/25/2012	34,692.00	.000	05/15/2027	50,000.00	2.470	2510
912833PD6	214712	2000	US TREASURY STRIP	06/17/2013	33,134.00	.000	05/15/2027	50,000.00	2.980	2510
912833PD6	218189	2000	US TREASURY STRIP	06/26/2014	33,701.00	.000	05/15/2027	50,000.00	3.085	2510



Run Date: 7/2/2020 6:33:45 AM

Investments Outstanding As Of Date: 6/30/2020

INVENTORY BY MATURITY REPORT

CUSIP	Investment #	Fund	Issuer	Purchase Date	Current Book	Current Rate	Maturity Date	Current Par	YTM	Days to Maturity
912833PD6	218222	2000	US TREASURY STRIP	06/27/2014	33,546.00	.000	05/15/2027	50,000.00	3.122	2510
912833PD6	218585	2000	US TREASURY STRIP	07/31/2014	34,509.50	.000	05/15/2027	50,000.00	2.920	2510
912833PD6	222627	2000	US TREASURY STRIP	05/21/2015	183,795.00	.000	05/15/2027	250,000.00	2.584	2510
912833PD6	226880	2000	US TREASURY STRI ZERO-% 5	05/26/2016	95,656.80	.000	05/15/2027	120,000.00	2.077	2510
912833PD6	227320	2000	US TREASURY STRI ZERO-% 5	07/15/2016	41,846.00	.000	05/15/2027	50,000.00	1.650	2510
912833PD6	227503	2000	US TREASURY STRI ZERO-% 5	07/29/2016	33,158.80	.000	05/15/2027	40,000.00	1.745	2510
912833PD6	227675	2000	US TREASURY STRI ZERO-% 5	08/12/2016	82,775.00	.000	05/15/2027	100,000.00	1.765	2510
912833PD6	231309	2000	S 0 05-15-27	05/11/2017	31,087.20	.000	05/15/2027	40,000.00	2.534	2510
912833PD6	231597	2000	S 0 05-15-27	06/02/2017	31,578.00	.000	05/15/2027	40,000.00	2.390	2510
912833PD6	237036	2000	S 0 05-15-27	06/14/2018	30,644.00	.000	05/15/2027	40,000.00	3.010	2510
912833PD6	237321	2000	S 0 05-15-27	07/06/2018	30,994.80	.000	05/15/2027	40,000.00	2.900	2510
912833PD6	237404	2000	S 0 05-15-27	07/12/2018	30,998.80	.000	05/15/2027	40,000.00	2.904	2510
912833PD6	241260	2000	S 0 05-15-27	05/09/2019	32,828.40	.000	05/15/2027	40,000.00	2.480	2510
912833PD6	241684	2000	S 0 05-15-27	06/21/2019	34,112.00	.000	05/15/2027	40,000.00	2.026	2510
912833PD6	241909	2000	S 0 05-15-27	07/11/2019	34,180.80	.000	05/15/2027	40,000.00	2.014	2510
912833PD6	242040	2000	S 0 05-15-27	07/22/2019	213,250.00	.000	05/15/2027	250,000.00	2.045	2510
912833PD6	242103	2000	S 0 05-15-27	07/26/2019	34,314.80	.000	05/15/2027	40,000.00	1.974	2510
912833PD6	245849	2000	S 0 05-15-27	05/18/2020	38,437.20	.000	05/15/2027	40,000.00	.571	2510
912833PD6	246029	2000	S 0 05-15-27	06/12/2020	38,108.00	.000	05/15/2027	40,000.00	.701	2510
912833PD6	246091	2000	S 0 05-15-27	06/19/2020	38,307.20	.000	05/15/2027	40,000.00	.627	2510
912833PE4	178593	2000	US TREASURY STRIP	10/26/2006	49,154.22	.000	08/15/2027	138,000.00	5.024	2602
912833PE4	188074	2000	US TREASURY STRIP	09/15/2008	21,750.00	.000	08/15/2027	50,000.00	4.449	2602
912833PE4	188169	2010	US TREASURY STRIP	09/22/2008	256,982.40	.000	08/15/2027	576,000.00	4.317	2602
912833PE4	193260	2000	US TREASURY STRIP	08/18/2009	43,702.25	.000	08/15/2027	100,000.00	4.654	2602
912833PE4	199567	2000	US TREASURY STRIP	08/13/2010	25,602.50	.000	08/15/2027	50,000.00	3.975	2602
912833PE4	200630	2000	US TREASURY STRIP	09/24/2010	52,817.00	.000	08/15/2027	100,000.00	3.815	2602
912833PE4	207497	2000	US TREASURY STRIP	09/23/2011	31,345.50	.000	08/15/2027	50,000.00	2.960	2602
912833PE4	207867	2000	US TREASURY STRIP	10/31/2011	61,284.00	.000	08/15/2027	100,000.00	3.125	2602
912833PE4	207920	2000	US TREASURY STRIP	11/03/2011	30,555.00	.000	08/15/2027	50,000.00	3.145	2602
912833PE4	211246	2000	US TREASURY STRIP	08/17/2012	34,342.00	.000	08/15/2027	50,000.00	2.521	2602
912833PE4	211306	2000	US TREASURY STRIP	08/22/2012	67,512.00	.000	08/15/2027	100,000.00	2.640	2602
912833PE4	215301	2000	US TREASURY STRIP	08/16/2013	30,806.50	.000	08/15/2027	50,000.00	3.490	2602
912833PE4	215624	2000	US TREASURY STRIP	09/26/2013	31,071.50	.000	08/15/2027	50,000.00	3.456	2602



Run Date: 7/2/2020 6:33:45 AM

Investments Outstanding As Of Date: 6/30/2020

INVENTORY BY MATURITY REPORT

CUSIP	Investment #	Fund	Issuer	Purchase Date	Current Book	Current Rate	Maturity Date	Current Par	YTM	Days to Maturity
912833PE4	215888	2000	US TREASURY STRIP	11/01/2013	63,853.00	.000	08/15/2027	100,000.00	3.280	2602
912833PE4	218843	2000	US TREASURY STRIP	08/28/2014	277,688.00	.000	08/15/2027	400,000.00	2.835	2602
912833PE4	219035	2000	US TREASURY STRIP	09/18/2014	67,800.00	.000	08/15/2027	100,000.00	3.033	2602
912833PE4	219296	2000	US TREASURY STRIP	10/17/2014	28,463.20	.000	08/15/2027	40,000.00	2.670	2602
912833PE4	224335	2000	USTREASURYSTRIP	10/08/2015	75,811.00	.000	08/15/2027	100,000.00	2.350	2602
912833PE4	224489	2000	USTREASURYSTRIP	10/22/2015	75,613.00	.000	08/15/2027	100,000.00	2.380	2602
912833PE4	224567	2000	USTREASURYSTRIP	10/29/2015	30,164.80	.000	08/15/2027	40,000.00	2.407	2602
912833PE4	228079	2000	US TREASURY STRI ZERO-% 8	09/23/2016	40,735.00	.000	08/15/2027	50,000.00	1.890	2602
912833PE4	228291	2000	US TREASURY STRI ZERO-% 8	10/14/2016	202,042.50	.000	08/15/2027	250,000.00	1.975	2602
912833PE4	234134	2000	S 0 08-15-27	10/26/2017	31,474.00	.000	08/15/2027	40,000.00	2.460	2602
912833PE4	234158	2000	S 0 08-15-27	10/26/2017	39,361.50	.000	08/15/2027	50,000.00	2.455	2602
912833PE4	234193	2000	S 0 08-15-27	10/27/2017	19,634.50	.000	08/15/2027	25,000.00	2.480	2602
912833PE4	237895	2000	S 0 08-15-27	08/23/2018	92,829.60	.000	08/15/2027	120,000.00	2.880	2602
912833PE4	237923	2000	S 0 08-15-27	08/23/2018	30,943.20	.000	08/15/2027	40,000.00	2.880	2602
912833PE4	237936	2000	S 0 08-15-27	08/23/2018	193,395.00	.000	08/15/2027	250,000.00	2.880	2602
912833PE4	238213	2000	S 0 08-15-27	09/13/2018	30,754.80	.000	08/15/2027	40,000.00	2.968	2602
912833PE4	238686	2000	S 0 08-15-27	10/25/2018	301,572.00	.000	08/15/2027	400,000.00	3.233	2602
912833PE4	242344	2000	S 0 08-15-27	08/19/2019	22,046.25	.000	08/15/2027	25,000.00	1.580	2602
912833PE4	242573	2000	S 0 08-15-27	09/06/2019	89,043.00	.000	08/15/2027	100,000.00	1.467	2602
912833PE4	242666	2000	S 0 08-15-27	09/12/2019	70,367.20	.000	08/15/2027	80,000.00	1.626	2602
912833PE4	242803	2000	S 0 08-15-27	09/23/2019	217,430.00	.000	08/15/2027	250,000.00	1.776	2602
31364DKL9	152858	2000	FNMA STRIP	12/11/2001	488,018.16	.000	10/08/2027	2,617,000.00	6.610	2656
912833QB9	189221	2000	US TREASURY STRIP	11/21/2008	42,253.00	.000	11/15/2027	100,000.00	4.590	2694
912833QB9	189268	2000	US TREASURY STRIP	11/21/2008	2,150.00	.000	11/15/2027	5,000.00	4.496	2694
912833QB9	189966	2000	US TREASURY STRIP	01/12/2009	126,822.50	.000	11/15/2027	250,000.00	3.635	2694
912833QB9	190255	2000	US TREASURY STRIP	02/04/2009	47,103.00	.000	11/15/2027	100,000.00	4.050	2694
912833QB9	194200	2000	US TREASURY STRIP	11/24/2009	44,817.00	.000	11/15/2027	100,000.00	4.515	2694
912833QB9	194733	2000	US TREASURY STRIP	01/28/2010	21,877.50	.000	11/15/2027	50,000.00	4.699	2694
912833QB9	201939	2000	US TREASURY STRIP	11/17/2010	24,671.50	.000	11/15/2027	50,000.00	4.200	2694
912833QB9	202155	2000	US TREASURY STRIP	11/24/2010	24,284.50	.000	11/15/2027	50,000.00	4.300	2694
912833QB9	203394	2000	US TREASURY STRIP	01/31/2011	46,118.00	.000	11/15/2027	100,000.00	4.664	2694
912833QB9	212196	2000	US TREASURY STRIP	11/30/2012	104,304.00	.000	11/15/2027	150,000.00	2.444	2694
912833QB9	212326	2000	US TREASURY STRIP	12/13/2012	243,411.00	.000	11/15/2027	350,000.00	2.449	2694



Run Date: 7/2/2020 6:33:45 AM

Investments Outstanding As Of Date: 6/30/2020

INVENTORY BY MATURITY REPORT

CUSIP	Investment #	Fund	Issuer	Purchase Date	Current Book	Current Rate	Maturity Date	Current Par	YTM	Days to Maturity
912833QB9	212655	2000	US TREASURY STRIP	01/17/2013	33,669.50	.000	11/15/2027	50,000.00	2.685	2694
912833QB9	216075	2000	US TREASURY STRIP	11/21/2013	30,927.50	.000	11/15/2027	50,000.00	3.465	2694
912833QB9	216420	2000	US TREASURY STRIP	01/09/2014	60,349.00	.000	11/15/2027	100,000.00	3.680	2694
912833QB9	219695	2000	US TREASURY STRIP	11/20/2014	174,025.00	.000	11/15/2027	250,000.00	2.809	2694
912833QB9	220250	2000	US TREASURY STRIP	01/09/2015	37,508.00	.000	11/15/2027	50,000.00	2.250	2694
912833QB9	220352	2000	US TREASURY STRIP	01/20/2015	74,914.00	.000	11/15/2027	100,000.00	2.266	2694
912833QB9	220438	2000	US TREASURY STRIP	01/26/2015	76,148.00	.000	11/15/2027	100,000.00	2.140	2694
912833QB9	220459	2000	US TREASURY STRIP	01/26/2015	37,956.00	.000	11/15/2027	50,000.00	2.165	2694
912833QB9	220478	2000	US TREASURY STRIP	01/26/2015	30,374.40	.000	11/15/2027	40,000.00	2.162	2694
912833QB9	220507	2000	US TREASURY STRIP	01/27/2015	190,140.00	.000	11/15/2027	250,000.00	2.150	2694
912833QB9	220611	2000	US TREASURY STRIP	01/29/2015	188,975.00	.000	11/15/2027	250,000.00	2.200	2694
912833QB9	225025	2000	USTREASURYSTRIP	12/24/2015	185,802.50	.000	11/15/2027	250,000.00	2.511	2694
912833QB9	225348	2000	USTREASURYSTRIP	02/04/2016	76,466.00	.000	11/15/2027	100,000.00	2.291	2694
912833QB9	228576	2000	US TREASURY STRI ZERO-% 1	11/14/2016	14,327.10	.000	11/15/2027	18,000.00	2.085	2694
912833QB9	229125	2000	S O 11-15-27	01/12/2017	15,067.00	.000	11/15/2027	20,000.00	2.630	2694
912833QB9	229126	2000	S O 11-15-27	01/12/2017	15,067.00	.000	11/15/2027	20,000.00	2.630	2694
912833QB9	229264	2000	S O 11-15-27	01/26/2017	188,025.00	.000	11/15/2027	250,000.00	2.655	2694
912833QB9	229410	2000	S O 11-15-27	02/02/2017	29,924.00	.000	11/15/2027	40,000.00	2.710	2694
912833QB9	234362	2000	S O 11-15-27	11/16/2017	78,006.00	.000	11/15/2027	100,000.00	2.500	2694
912833QB9	234951	2000	S O 11-15-17	01/25/2018	30,632.80	.000	11/15/2027	40,000.00	2.740	2694
912833QB9	235061	2000	S O 11-15-27	02/02/2018	30,533.20	.000	11/15/2027	40,000.00	2.780	2694
912833QB9	243388	2000	S O 11-15-27	11/15/2019	34,231.20	.000	11/15/2027	40,000.00	1.956	2694
912833QB9	243631	2000	S O 11-15-27	12/09/2019	34,780.80	.000	11/15/2027	40,000.00	1.770	2694
912833QB9	243724	2000	S O 11-15-27	12/16/2019	34,574.80	.000	11/15/2027	40,000.00	1.850	2694
31359YCX3	173965	2000	FNMA STRIP	12/14/2005	163,318.68	.000	01/15/2028	513,000.00	5.250	2755
912833RY8	184845	2000	US TREASURY STRIP	02/28/2008	3,811.70	.000	02/15/2028	10,000.00	4.890	2786
912833RY8	185235	2000	US TREASURY STRIP	03/27/2008	4,145.00	.000	02/15/2028	10,000.00	4.478	2786
912833RY8	185626	2000	US TREASURY STRIP	04/16/2008	4,125.00	.000	02/15/2028	10,000.00	4.515	2786
912833RY8	185890	2000	US TREASURY STRIP	04/28/2008	10,042.25	.000	02/15/2028	25,000.00	4.660	2786
912833RY8	190604	2000	US TREASURY STRIP	02/27/2009	24,675.00	.000	02/15/2028	50,000.00	3.758	2786
912833RY8	190835	2000	US TREASURY STRIP	03/20/2009	23,383.00	.000	02/15/2028	50,000.00	4.060	2786
912833RY8	190961	2000	US TREASURY STRIP	03/30/2009	47,190.00	.000	02/15/2028	100,000.00	4.017	2786
912833RY8	191127	2000	US TREASURY STRIP	04/13/2009	2,450.00	.000	02/15/2028	5,000.00	3.822	2786



Run Date: 7/2/2020 6:33:45 AM

Investments Outstanding As Of Date: 6/30/2020

INVENTORY BY MATURITY REPORT

CUSIP	Investment #	Fund	Issuer	Purchase Date	Current Book	Current Rate	Maturity Date	Current Par	YTM	Days to Maturity
912833RY8	191218	2000	US TREASURY STRIP	04/16/2009	23,318.00	.000	02/15/2028	50,000.00	4.091	2786
912833RY8	191865	2000	US TREASURY STRIP	04/24/2009	23,510.00	.000	02/15/2028	50,000.00	4.052	2786
912833RY8	194864	2000	US TREASURY STRIP	02/08/2010	42,392.00	.000	02/15/2028	100,000.00	4.820	2786
912833RY8	195188	2000	US TREASURY STRIP	03/03/2010	21,336.00	.000	02/15/2028	50,000.00	4.800	2786
912833RY8	195395	2000	US TREASURY STRIP	03/12/2010	42,132.00	.000	02/15/2028	100,000.00	4.879	2786
912833RY8	195864	2000	US TREASURY STRIP	04/08/2010	20,752.00	.000	02/15/2028	50,000.00	4.986	2786
912833RY8	196889	2000	US TREASURY STRIP	04/30/2010	21,770.00	.000	02/15/2028	50,000.00	4.727	2786
912833RY8	203863	2000	US TREASURY STRIP	02/28/2011	22,739.50	.000	02/15/2028	50,000.00	4.699	2786
912833RY8	204510	2000	US TREASURY STRIP	04/12/2011	45,348.00	.000	02/15/2028	100,000.00	4.750	2786
912833RY8	205423	2000	US TREASURY STRIP	05/05/2011	47,680.00	.000	02/15/2028	100,000.00	4.463	2786
912833RY8	208706	2000	US TREASURY STRIP	02/16/2012	31,175.00	.000	02/15/2028	50,000.00	2.975	2786
912833RY8	208877	2000	US TREASURY STRIP	03/05/2012	62,889.00	.000	02/15/2028	100,000.00	2.929	2786
912833RY8	209016	2000	US TREASURY STRIP	03/19/2012	29,611.50	.000	02/15/2028	50,000.00	3.320	2786
912833RY8	209141	2000	US TREASURY STRIP	04/05/2012	30,201.50	.000	02/15/2028	50,000.00	3.203	2786
912833RY8	209933	2000	US TREASURY STRIP	04/30/2012	31,377.00	.000	02/15/2028	50,000.00	2.972	2786
912833RY8	213295	2000	US TREASURY STRIP	03/25/2013	32,899.00	.000	02/15/2028	50,000.00	2.830	2786
912833RY8	213365	2000	US TREASURY STRIP	03/28/2013	66,007.00	.000	02/15/2028	100,000.00	2.810	2786
912833RY8	213442	2000	US TREASURY STRIP	04/04/2013	33,484.00	.000	02/15/2028	50,000.00	2.715	2786
912833RY8	213509	2000	US TREASURY STRIP	04/12/2013	68,518.00	.000	02/15/2028	100,000.00	2.563	2786
912833RY8	214261	2000	US TREASURY STRIP	05/02/2013	69,452.00	.000	02/15/2028	100,000.00	2.480	2786
912833RY8	216915	2000	US TREASURY STRIP	03/21/2014	157,507.50	.000	02/15/2028	250,000.00	3.350	2786
912833RY8	220881	2000	US TREASURY STRIP	02/13/2015	29,518.80	.000	02/15/2028	40,000.00	2.350	2786
912833RY8	222331	2000	US TREASURY STRIP	04/30/2015	29,739.20	.000	02/15/2028	40,000.00	2.330	2786
912833RY8	225721	2000	USTREASURYSTRIP	03/17/2016	30,577.20	.000	02/15/2028	40,000.00	2.267	2786
912833RY8	225756	2000	USTREASURYSTRIP	03/17/2016	13,962.89	.000	02/15/2028	18,250.00	2.260	2786
912833RY8	229663	2000	S 0 02-15-28	02/24/2017	38,783.16	.000	02/15/2028	52,000.00	2.690	2786
912833RY8	230022	2000	S 0 02-15-28	03/24/2017	299,124.00	.000	02/15/2028	400,000.00	2.685	2786
912833RY8	230119	2000	S 0 02-15-28	03/30/2017	188,612.50	.000	02/15/2028	250,000.00	2.606	2786
912833RY8	230239	2000	S 0 02-15-28	04/06/2017	37,929.50	.000	02/15/2028	50,000.00	2.560	2786
912833RY8	230334	2000	S 0 02-15-28	04/17/2017	30,562.40	.000	02/15/2028	40,000.00	2.500	2786
912833RY8	230993	2000	S 0 02-15-28	04/28/2017	191,160.00	.000	02/15/2028	250,000.00	2.500	2786
912833RY8	235202	2000	S 0 02-15-28	02/15/2018	29,845.60	.000	02/15/2028	40,000.00	2.950	2786
912833RY8	235371	2000	S 0 02-15-28	03/01/2018	29,908.80	.000	02/15/2028	40,000.00	2.940	2786



Run Date: 7/2/2020 6:33:45 AM

Investments Outstanding As Of Date: 6/30/2020

INVENTORY BY MATURITY REPORT

CUSIP	Investment #	Fund	Issuer	Purchase Date	Current Book	Current Rate	Maturity Date	Current Par	YTM	Days to Maturity
912833RY8	235396	2000	S 0 02-15-28	03/01/2018	29,842.00	.000	02/15/2028	40,000.00	2.963	2786
912833RY8	235456	2000	S 0 02-15-28	03/05/2018	148,714.00	.000	02/15/2028	200,000.00	3.000	2786
912833RY8	235529	2000	S 0 02-15-28	03/08/2018	29,907.60	.000	02/15/2028	40,000.00	2.946	2786
912833RY8	236311	2000	S 0 02-15-28	04/26/2018	29,726.40	.000	02/15/2028	40,000.00	3.050	2786
912833RY8	244738	2000	S 0 02-15-28	03/19/2020	37,782.40	.000	02/15/2028	40,000.00	.722	2786
912833RY8	244842	2000	S 0 02-15-28	04/02/2020	23,829.75	.000	02/15/2028	25,000.00	.610	2786
912833WQ9	186341	2010	US TREASURY STRIP	05/22/2008	2,914,416.94	.000	05/15/2028	7,538,000.00	4.813	2876
912833WQ9	186672	2000	US TREASURY STRIP	06/09/2008	9,572.00	.000	05/15/2028	25,000.00	4.875	2876
912833WQ9	187235	2000	US TREASURY STRIP	07/11/2008	3,993.00	.000	05/15/2028	10,000.00	4.680	2876
912833WQ9	192224	2000	US TREASURY STRIP	05/13/2009	63,585.00	.000	05/15/2028	150,000.00	4.567	2876
912833WQ9	193242	2000	US TREASURY STRIP	08/18/2009	22,379.83	.000	05/15/2028	50,000.00	4.335	2876
912833WQ9	197110	2000	US TREASURY STRIP	05/11/2010	137,853.61	.000	05/15/2028	306,000.00	4.477	2876
912833WQ9	197202	2000	US TREASURY STRIP	05/14/2010	11,177.00	.000	05/15/2028	25,000.00	4.522	2876
912833WQ9	198382	2000	US TREASURY STRIP	06/30/2010	24,247.50	.000	05/15/2028	50,000.00	4.090	2876
912833WQ9	198711	2000	US TREASURY STRIP	07/13/2010	48,200.00	.000	05/15/2028	100,000.00	4.133	2876
912833WQ9	205482	2000	US TREASURY STRIP	05/09/2011	47,643.00	.000	05/15/2028	100,000.00	4.405	2876
912833WQ9	206127	2000	US TREASURY STRIP	06/13/2011	49,493.00	.000	05/15/2028	100,000.00	4.200	2876
912833WQ9	206327	2000	US TREASURY STRIP	06/23/2011	24,652.00	.000	05/15/2028	50,000.00	4.230	2876
912833WQ9	206379	2000	US TREASURY STRIP	06/27/2011	24,620.50	.000	05/15/2028	50,000.00	4.240	2876
912833WQ9	210186	2000	US TREASURY STRIP	05/16/2012	32,309.50	.000	05/15/2028	50,000.00	2.748	2876
912833WQ9	210401	2000	US TREASURY STRIP	06/06/2012	34,894.00	.000	05/15/2028	50,000.00	2.269	2876
912833WQ9	210607	2000	US TREASURY STRIP	06/25/2012	33,486.00	.000	05/15/2028	50,000.00	2.539	2876
912833WQ9	214713	2000	US TREASURY STRIP	06/17/2013	31,699.00	.000	05/15/2028	50,000.00	3.080	2876
912833WQ9	218190	2000	US TREASURY STRIP	06/26/2014	32,263.00	.000	05/15/2028	50,000.00	3.180	2876
912833WQ9	218216	2000	US TREASURY STRIP	06/27/2014	32,103.00	.000	05/15/2028	50,000.00	3.217	2876
912833WQ9	218586	2000	US TREASURY STRIP	07/31/2014	33,116.00	.000	05/15/2028	50,000.00	3.010	2876
912833WQ9	222629	2000	US TREASURY STRIP	05/21/2015	177,315.00	.000	05/15/2028	250,000.00	2.663	2876
912833WQ9	226881	2000	US TREASURY STRI ZERO-% 5	05/26/2016	92,816.40	.000	05/15/2028	120,000.00	2.157	2876
912833WQ9	227321	2000	US TREASURY STRI ZERO-% 5	07/15/2016	40,803.00	.000	05/15/2028	50,000.00	1.725	2876
912833WQ9	227504	2000	US TREASURY STRI ZERO-% 5	07/29/2016	32,340.80	.000	05/15/2028	40,000.00	1.810	2876
912833WQ9	227676	2000	US TREASURY STRI ZERO-% 5	08/12/2016	80,672.00	.000	05/15/2028	100,000.00	1.835	2876
912833WQ9	231310	2000	S 0 05-15-28	05/11/2017	30,107.20	.000	05/15/2028	40,000.00	2.597	2876
912833WQ9	231599	2000	S 0 05-15-28	06/02/2017	30,636.80	.000	05/15/2028	40,000.00	2.450	2876



Run Date: 7/2/2020 6:33:45 AM

Investments Outstanding As Of Date: 6/30/2020

INVENTORY BY MATURITY REPORT

CUSIP	Investment #	Fund	Issuer	Purchase Date	Current Book	Current Rate	Maturity Date	Current Par	YTM	Days to Maturity
912833WQ9	237037	2000	S 0 05-15-28	06/14/2018	29,684.00	.000	05/15/2028	40,000.00	3.030	2876
912833WQ9	237322	2000	S 0 05-15-28	07/06/2018	30,036.80	.000	05/15/2028	40,000.00	2.927	2876
912833WQ9	237411	2000	S 0 05-15-28	07/12/2018	30,018.00	.000	05/15/2028	40,000.00	2.938	2876
912833WQ9	241261	2000	S 0 05-15-28	05/09/2019	31,886.80	.000	05/15/2028	40,000.00	2.530	2876
912833WQ9	241685	2000	S 0 05-15-28	06/21/2019	33,270.00	.000	05/15/2028	40,000.00	2.081	2876
912833WQ9	241910	2000	S 0 05-15-28	07/11/2019	33,376.80	.000	05/15/2028	40,000.00	2.057	2876
912833WQ9	242041	2000	S 0 05-15-28	07/22/2019	208,012.50	.000	05/15/2028	250,000.00	2.097	2876
912833WQ9	242104	2000	S 0 05-15-28	07/26/2019	33,463.20	.000	05/15/2028	40,000.00	2.037	2876
912833WQ9	245850	2000	S 0 05-15-28	05/18/2020	38,027.20	.000	05/15/2028	40,000.00	.634	2876
912833WQ9	246030	2000	S 0 05-15-28	06/12/2020	37,610.00	.000	05/15/2028	40,000.00	.779	2876
912833WQ9	246092	2000	S 0 05-15-28	06/19/2020	37,826.00	.000	05/15/2028	40,000.00	.708	2876
31359YCY1	173971	2000	FNMA STRIP	12/14/2005	124,161.72	.000	07/15/2028	402,000.00	5.270	2937
912833RZ5	178594	2000	US TREASURY STRIP	10/26/2006	46,993.14	.000	08/15/2028	138,000.00	5.002	2968
912833RZ5	188170	2010	US TREASURY STRIP	09/22/2008	247,104.00	.000	08/15/2028	576,000.00	4.299	2968
912833RZ5	193261	2000	US TREASURY STRIP	08/18/2009	41,670.25	.000	08/15/2028	100,000.00	4.663	2968
912833RZ5	199568	2000	US TREASURY STRIP	08/13/2010	24,355.00	.000	08/15/2028	50,000.00	4.035	2968
912833RZ5	200631	2000	US TREASURY STRIP	09/24/2010	50,193.00	.000	08/15/2028	100,000.00	3.890	2968
912833RZ5	207498	2000	US TREASURY STRIP	09/23/2011	30,028.50	.000	08/15/2028	50,000.00	3.041	2968
912833RZ5	207868	2000	US TREASURY STRIP	10/31/2011	58,924.00	.000	08/15/2028	100,000.00	3.175	2968
912833RZ5	207921	2000	US TREASURY STRIP	11/03/2011	29,338.50	.000	08/15/2028	50,000.00	3.202	2968
912833RZ5	211247	2000	US TREASURY STRIP	08/17/2012	33,155.50	.000	08/15/2028	50,000.00	2.585	2968
912833RZ5	211307	2000	US TREASURY STRIP	08/22/2012	65,071.00	.000	08/15/2028	100,000.00	2.707	2968
912833RZ5	215302	2000	US TREASURY STRIP	08/16/2013	29,367.00	.000	08/15/2028	50,000.00	3.580	2968
912833RZ5	215626	2000	US TREASURY STRIP	09/26/2013	29,645.50	.000	08/15/2028	50,000.00	3.542	2968
912833RZ5	215889	2000	US TREASURY STRIP	11/01/2013	61,006.00	.000	08/15/2028	100,000.00	3.370	2968
912833RZ5	218844	2000	US TREASURY STRIP	08/28/2014	267,208.00	.000	08/15/2028	400,000.00	2.910	2968
912833RZ5	219036	2000	US TREASURY STRIP	09/18/2014	65,100.00	.000	08/15/2028	100,000.00	3.110	2968
912833RZ5	219298	2000	US TREASURY STRIP	10/17/2014	27,454.80	.000	08/15/2028	40,000.00	2.740	2968
912833RZ5	224322	2000	USTREASURYSTRI	10/08/2015	73,358.00	.000	08/15/2028	100,000.00	2.425	2968
912833RZ5	224490	2000	USTREASURYSTRI	10/22/2015	73,193.00	.000	08/15/2028	100,000.00	2.450	2968
912833RZ5	224568	2000	USTREASURYSTRI	10/29/2015	29,199.60	.000	08/15/2028	40,000.00	2.475	2968
912833RZ5	228080	2000	US TREASURY STRI ZERO-% 8	09/23/2016	39,718.00	.000	08/15/2028	50,000.00	1.945	2968
912833RZ5	228292	2000	US TREASURY STRI ZERO-% 8	10/14/2016	196,607.50	.000	08/15/2028	250,000.00	2.040	2968



Run Date: 7/2/2020 6:33:45 AM

Investments Outstanding As Of Date: 6/30/2020

INVENTORY BY MATURITY REPORT

CUSIP	Investment #	Fund	Issuer	Purchase Date	Current Book	Current Rate	Maturity Date	Current Par	YTM	Days to Maturity
912833RZ5	234135	2000	S 0 08-15-28	10/26/2017	30,583.20	.000	08/15/2028	40,000.00	2.500	2968
912833RZ5	234159	2000	S 0 08-15-28	10/26/2017	38,229.00	.000	08/15/2028	50,000.00	2.500	2968
912833RZ5	234194	2000	S 0 08-15-28	10/27/2017	19,075.00	.000	08/15/2028	25,000.00	2.520	2968
912833RZ5	237898	2000	S 0 08-15-28	08/23/2018	89,947.20	.000	08/15/2028	120,000.00	2.910	2968
912833RZ5	237924	2000	S 0 08-15-28	08/23/2018	30,011.60	.000	08/15/2028	40,000.00	2.900	2968
912833RZ5	237937	2000	S 0 08-15-28	08/23/2018	187,427.50	.000	08/15/2028	250,000.00	2.908	2968
912833RZ5	238214	2000	S 0 08-15-28	09/13/2018	29,786.00	.000	08/15/2028	40,000.00	2.994	2968
912833RZ5	238685	2000	S 0 08-15-28	10/25/2018	291,292.00	.000	08/15/2028	400,000.00	3.260	2968
912833RZ5	242345	2000	S 0 08-15-28	08/19/2019	21,663.25	.000	08/15/2028	25,000.00	1.600	2968
912833RZ5	242574	2000	S 0 08-15-28	09/06/2019	87,459.00	.000	08/15/2028	100,000.00	1.504	2968
912833RZ5	242667	2000	S 0 08-15-28	09/12/2019	69,016.80	.000	08/15/2028	80,000.00	1.662	2968
912833RZ5	242804	2000	S 0 08-15-28	09/23/2019	213,037.50	.000	08/15/2028	250,000.00	1.807	2968
3134A4CJ1	173969	2000	FHLMC STRIP	12/14/2005	391,074.72	.000	09/15/2028	1,252,000.00	5.180	2999
912833WR7	189269	2000	US TREASURY STRIP	11/21/2008	2,100.00	.000	11/15/2028	5,000.00	4.389	3060
912833WR7	194201	2000	US TREASURY STRIP	11/24/2009	42,737.00	.000	11/15/2028	100,000.00	4.531	3060
912833WR7	194734	2000	US TREASURY STRIP	01/28/2010	20,819.50	.000	11/15/2028	50,000.00	4.716	3060
912833WR7	201940	2000	US TREASURY STRIP	11/17/2010	23,377.00	.000	11/15/2028	50,000.00	4.270	3060
912833WR7	202156	2000	US TREASURY STRIP	11/24/2010	23,077.00	.000	11/15/2028	50,000.00	4.348	3060
912833WR7	203395	2000	US TREASURY STRIP	01/31/2011	43,735.00	.000	11/15/2028	100,000.00	4.704	3060
912833WR7	212197	2000	US TREASURY STRIP	11/30/2012	100,618.50	.000	11/15/2028	150,000.00	2.518	3060
912833WR7	212327	2000	US TREASURY STRIP	12/13/2012	234,944.50	.000	11/15/2028	350,000.00	2.519	3060
912833WR7	212656	2000	US TREASURY STRIP	01/17/2013	32,371.50	.000	11/15/2028	50,000.00	2.766	3060
912833WR7	216076	2000	US TREASURY STRIP	11/21/2013	29,533.00	.000	11/15/2028	50,000.00	3.545	3060
912833WR7	216421	2000	US TREASURY STRIP	01/09/2014	57,622.00	.000	11/15/2028	100,000.00	3.747	3060
912833WR7	219696	2000	US TREASURY STRIP	11/20/2014	167,887.50	.000	11/15/2028	250,000.00	2.867	3060
912833WR7	220251	2000	US TREASURY STRIP	01/09/2015	36,428.00	.000	11/15/2028	50,000.00	2.300	3060
912833WR7	220353	2000	US TREASURY STRIP	01/20/2015	72,720.00	.000	11/15/2028	100,000.00	2.319	3060
912833WR7	220440	2000	US TREASURY STRIP	01/26/2015	73,835.00	.000	11/15/2028	100,000.00	2.210	3060
912833WR7	220460	2000	US TREASURY STRIP	01/26/2015	36,834.50	.000	11/15/2028	50,000.00	2.227	3060
912833WR7	220480	2000	US TREASURY STRIP	01/26/2015	29,477.60	.000	11/15/2028	40,000.00	2.224	3060
912833WR7	220508	2000	US TREASURY STRIP	01/27/2015	184,852.50	.000	11/15/2028	250,000.00	2.200	3060
912833WR7	220612	2000	US TREASURY STRIP	01/29/2015	183,205.00	.000	11/15/2028	250,000.00	2.266	3060
912833WR7	225026	2000	USTREASURYSTRIP	12/24/2015	179,707.50	.000	11/15/2028	250,000.00	2.577	3060



Run Date: 7/2/2020 6:33:45 AM

Investments Outstanding As Of Date: 6/30/2020

INVENTORY BY MATURITY REPORT

CUSIP	Investment #	Fund	Issuer	Purchase Date	Current Book	Current Rate	Maturity Date	Current Par	YTM	Days to Maturity
912833WR7	225349	2000	USTREASURYSTRIP	02/04/2016	73,937.00	.000	11/15/2028	100,000.00	2.377	3060
912833WR7	228577	2000	US TREASURY STRI ZERO-% 1	11/14/2016	13,946.58	.000	11/15/2028	18,000.00	2.137	3060
912833WR7	229128	2000	S O 11-15-28	01/12/2017	14,592.80	.000	11/15/2028	20,000.00	2.680	3060
912833WR7	229129	2000	S O 11-15-28	01/12/2017	14,592.80	.000	11/15/2028	20,000.00	2.680	3060
912833WR7	229265	2000	S O 11-15-28	01/26/2017	182,175.00	.000	11/15/2028	250,000.00	2.700	3060
912833WR7	229411	2000	S O 11-15-28	02/02/2017	28,960.40	.000	11/15/2028	40,000.00	2.760	3060
912833WR7	234363	2000	S O 11-15-28	11/16/2017	75,762.00	.000	11/15/2028	100,000.00	2.540	3060
912833WR7	234935	2000	S O 11-15-28	01/25/2018	29,747.20	.000	11/15/2028	40,000.00	2.760	3060
912833WR7	235062	2000	S O 11-15-28	02/02/2018	29,607.20	.000	11/15/2028	40,000.00	2.810	3060
912833WR7	243389	2000	S O 11-15-28	11/15/2019	33,437.20	.000	11/15/2028	40,000.00	2.001	3060
912833WR7	243632	2000	S O 11-15-28	12/09/2019	34,052.40	.000	11/15/2028	40,000.00	1.810	3060
912833WR7	243725	2000	S O 11-15-28	12/16/2019	33,824.40	.000	11/15/2028	40,000.00	1.890	3060
31359YCZ8	173966	2000	FNMA STRIP	12/14/2005	155,772.45	.000	01/15/2029	513,000.00	5.230	3121
912833XN5	184846	2000	US TREASURY STRIP	02/28/2008	3,646.82	.000	02/15/2029	10,000.00	4.870	3152
912833XN5	185236	2000	US TREASURY STRIP	03/27/2008	4,000.00	.000	02/15/2029	10,000.00	4.435	3152
912833XN5	185627	2000	US TREASURY STRIP	04/16/2008	3,990.00	.000	02/15/2029	10,000.00	4.459	3152
912833XN5	185891	2000	US TREASURY STRIP	04/28/2008	9,590.25	.000	02/15/2029	25,000.00	4.660	3152
912833XN5	191128	2000	US TREASURY STRIP	04/13/2009	2,350.00	.000	02/15/2029	5,000.00	3.841	3152
912833XN5	194865	2000	US TREASURY STRIP	02/08/2010	40,420.00	.000	02/15/2029	100,000.00	4.820	3152
912833XN5	195189	2000	US TREASURY STRIP	03/03/2010	21,321.50	.000	02/15/2029	50,000.00	4.547	3152
912833XN5	195396	2000	US TREASURY STRIP	03/12/2010	40,031.00	.000	02/15/2029	100,000.00	4.895	3152
912833XN5	195865	2000	US TREASURY STRIP	04/08/2010	19,674.00	.000	02/15/2029	50,000.00	5.008	3152
912833XN5	196890	2000	US TREASURY STRIP	04/30/2010	20,728.50	.000	02/15/2029	50,000.00	4.740	3152
912833XN5	203864	2000	US TREASURY STRIP	02/28/2011	21,484.00	.000	02/15/2029	50,000.00	4.758	3152
912833XN5	204511	2000	US TREASURY STRIP	04/12/2011	42,819.00	.000	02/15/2029	100,000.00	4.810	3152
912833XN5	205424	2000	US TREASURY STRIP	05/05/2011	45,195.00	.000	02/15/2029	100,000.00	4.517	3152
912833XN5	208707	2000	US TREASURY STRIP	02/16/2012	30,015.50	.000	02/15/2029	50,000.00	3.025	3152
912833XN5	208878	2000	US TREASURY STRIP	03/05/2012	60,629.00	.000	02/15/2029	100,000.00	2.974	3152
912833XN5	209017	2000	US TREASURY STRIP	03/19/2012	28,462.50	.000	02/15/2029	50,000.00	3.360	3152
912833XN5	209142	2000	US TREASURY STRIP	04/05/2012	29,073.00	.000	02/15/2029	50,000.00	3.241	3152
912833XN5	209934	2000	US TREASURY STRIP	04/30/2012	30,194.00	.000	02/15/2029	50,000.00	3.026	3152
912833XN5	213296	2000	US TREASURY STRIP	03/25/2013	31,539.50	.000	02/15/2029	50,000.00	2.920	3152
912833XN5	213366	2000	US TREASURY STRIP	03/28/2013	63,263.00	.000	02/15/2029	100,000.00	2.903	3152



Run Date: 7/2/2020 6:33:45 AM

Investments Outstanding As Of Date: 6/30/2020

INVENTORY BY MATURITY REPORT

CUSIP	Investment #	Fund	Issuer	Purchase Date	Current Book	Current Rate	Maturity Date	Current Par	YTM	Days to Maturity
912833XN5	213443	2000	US TREASURY STRIP	04/04/2013	32,116.50	.000	02/15/2029	50,000.00	2.809	3152
912833XN5	213510	2000	US TREASURY STRIP	04/12/2013	65,831.00	.000	02/15/2029	100,000.00	2.656	3152
912833XN5	214262	2000	US TREASURY STRIP	05/02/2013	66,921.00	.000	02/15/2029	100,000.00	2.560	3152
912833XN5	216916	2000	US TREASURY STRIP	03/21/2014	150,362.50	.000	02/15/2029	250,000.00	3.440	3152
912833XN5	220882	2000	US TREASURY STRIP	02/13/2015	28,678.00	.000	02/15/2029	40,000.00	2.390	3152
912833XN5	222332	2000	US TREASURY STRIP	04/30/2015	28,782.00	.000	02/15/2029	40,000.00	2.400	3152
912833XN5	225724	2000	USTREASURYSTRIP	03/17/2016	29,622.80	.000	02/15/2029	40,000.00	2.339	3152
912833XN5	225758	2000	USTREASURYSTRIP	03/17/2016	13,531.10	.000	02/15/2029	18,250.00	2.330	3152
912833XN5	229665	2000	S 0 02-15-29	02/24/2017	37,537.76	.000	02/15/2029	52,000.00	2.740	3152
912833XN5	230023	2000	S 0 02-15-29	03/24/2017	289,192.00	.000	02/15/2029	400,000.00	2.745	3152
912833XN5	230120	2000	S 0 02-15-29	03/30/2017	182,500.00	.000	02/15/2029	250,000.00	2.666	3152
912833XN5	230240	2000	S 0 02-15-29	04/06/2017	36,675.00	.000	02/15/2029	50,000.00	2.630	3152
912833XN5	230335	2000	S 0 02-15-29	04/17/2017	29,604.00	.000	02/15/2029	40,000.00	2.560	3152
912833XN5	230994	2000	S 0 02-15-29	04/28/2017	185,170.00	.000	02/15/2029	250,000.00	2.560	3152
912833XN5	235184	2000	S 0 02-15-29	02/15/2018	28,921.20	.000	02/15/2029	40,000.00	2.970	3152
912833XN5	235372	2000	S 0 02-15-29	03/01/2018	28,954.40	.000	02/15/2029	40,000.00	2.970	3152
912833XN5	235397	2000	S 0 02-15-29	03/01/2018	28,893.20	.000	02/15/2029	40,000.00	2.990	3152
912833XN5	235457	2000	S 0 02-15-29	03/05/2018	144,102.00	.000	02/15/2029	200,000.00	3.016	3152
912833XN5	235530	2000	S 0 02-15-29	03/08/2018	28,961.60	.000	02/15/2029	40,000.00	2.973	3152
912833XN5	236312	2000	S 0 02-15-29	04/26/2018	28,809.20	.000	02/15/2029	40,000.00	3.060	3152
912833XN5	244739	2000	S 0 02-15-29	03/19/2020	37,278.40	.000	02/15/2029	40,000.00	.792	3152
912833XN5	244846	2000	S 0 02-15-29	04/02/2020	23,497.25	.000	02/15/2029	25,000.00	.700	3152
912833XS4	186343	2010	US TREASURY STRIP	05/22/2008	2,772,174.88	.000	05/15/2029	7,538,000.00	4.825	3241
912833XS4	186673	2000	US TREASURY STRIP	06/09/2008	9,140.50	.000	05/15/2029	25,000.00	4.865	3241
912833XS4	187236	2000	US TREASURY STRIP	07/11/2008	3,824.10	.000	05/15/2029	10,000.00	4.665	3241
912833XS4	197112	2000	US TREASURY STRIP	05/11/2010	131,543.89	.000	05/15/2029	306,000.00	4.490	3241
912833XS4	197204	2000	US TREASURY STRIP	05/14/2010	10,619.00	.000	05/15/2029	25,000.00	4.557	3241
912833XS4	198383	2000	US TREASURY STRIP	06/30/2010	23,037.00	.000	05/15/2029	50,000.00	4.148	3241
912833XS4	198712	2000	US TREASURY STRIP	07/13/2010	45,800.00	.000	05/15/2029	100,000.00	4.188	3241
912833XS4	205483	2000	US TREASURY STRIP	05/09/2011	45,223.00	.000	05/15/2029	100,000.00	4.453	3241
912833XS4	206128	2000	US TREASURY STRIP	06/13/2011	46,816.00	.000	05/15/2029	100,000.00	4.280	3241
912833XS4	206326	2000	US TREASURY STRIP	06/23/2011	23,435.00	.000	05/15/2029	50,000.00	4.280	3241
912833XS4	206381	2000	US TREASURY STRIP	06/27/2011	23,374.50	.000	05/15/2029	50,000.00	4.297	3241



Run Date: 7/2/2020 6:33:45 AM

Investments Outstanding As Of Date: 6/30/2020

INVENTORY BY MATURITY REPORT

CUSIP	Investment #	Fund	Issuer	Purchase Date	Current Book	Current Rate	Maturity Date	Current Par	YTM	Days to Maturity
912833XS4	210187	2000	US TREASURY STRIP	05/16/2012	31,146.00	.000	05/15/2029	50,000.00	2.804	3241
912833XS4	210402	2000	US TREASURY STRIP	06/06/2012	33,823.50	.000	05/15/2029	50,000.00	2.321	3241
912833XS4	210608	2000	US TREASURY STRIP	06/25/2012	32,418.00	.000	05/15/2029	50,000.00	2.582	3241
912833XS4	214714	2000	US TREASURY STRIP	06/17/2013	30,314.50	.000	05/15/2029	50,000.00	3.170	3241
912833XS4	218191	2000	US TREASURY STRIP	06/26/2014	30,919.50	.000	05/15/2029	50,000.00	3.255	3241
912833XS4	218217	2000	US TREASURY STRIP	06/27/2014	30,768.50	.000	05/15/2029	50,000.00	3.289	3241
912833XS4	218587	2000	US TREASURY STRIP	07/31/2014	31,815.00	.000	05/15/2029	50,000.00	3.080	3241
912833XS4	222631	2000	US TREASURY STRIP	05/21/2015	170,645.00	.000	05/15/2029	250,000.00	2.750	3241
912833XS4	226882	2000	US TREASURY STRI ZERO-% 5	05/26/2016	90,230.40	.000	05/15/2029	120,000.00	2.210	3241
912833XS4	227322	2000	US TREASURY STRI ZERO-% 5	07/15/2016	39,854.00	.000	05/15/2029	50,000.00	1.775	3241
912833XS4	227505	2000	US TREASURY STRI ZERO-% 5	07/29/2016	31,562.40	.000	05/15/2029	40,000.00	1.860	3241
912833XS4	227677	2000	US TREASURY STRI ZERO-% 5	08/12/2016	78,862.00	.000	05/15/2029	100,000.00	1.870	3241
912833XS4	231311	2000	S 0 05-15-29	05/11/2017	29,104.80	.000	05/15/2029	40,000.00	2.665	3241
912833XS4	231601	2000	S 0 05-15-29	06/02/2017	29,688.80	.000	05/15/2029	40,000.00	2.510	3241
912833XS4	237038	2000	S 0 05-15-29	06/14/2018	28,742.40	.000	05/15/2029	40,000.00	3.050	3241
912833XS4	237323	2000	S 0 05-15-29	07/06/2018	29,140.00	.000	05/15/2029	40,000.00	2.939	3241
912833XS4	237415	2000	S 0 05-15-29	07/12/2018	29,154.40	.000	05/15/2029	40,000.00	2.938	3241
912833XS4	241262	2000	S 0 05-15-29	05/09/2019	31,002.80	.000	05/15/2029	40,000.00	2.560	3241
912833XS4	241686	2000	S 0 05-15-29	06/21/2019	32,438.80	.000	05/15/2029	40,000.00	2.128	3241
912833XS4	241911	2000	S 0 05-15-29	07/11/2019	32,564.00	.000	05/15/2029	40,000.00	2.100	3241
912833XS4	242038	2000	S 0 05-15-29	07/22/2019	202,697.50	.000	05/15/2029	250,000.00	2.148	3241
912833XS4	242105	2000	S 0 05-15-29	07/26/2019	32,629.60	.000	05/15/2029	40,000.00	2.088	3241
912833XS4	245851	2000	S 0 05-15-29	05/18/2020	37,561.60	.000	05/15/2029	40,000.00	.701	3241
912833XS4	246031	2000	S 0 05-15-29	06/12/2020	37,080.40	.000	05/15/2029	40,000.00	.851	3241
912833XS4	246093	2000	S 0 05-15-29	06/19/2020	37,313.60	.000	05/15/2029	40,000.00	.782	3241
912833XP0	178595	2000	US TREASURY STRIP	10/26/2006	44,867.94	.000	08/15/2029	138,000.00	4.988	3333
912833XP0	188171	2010	US TREASURY STRIP	09/22/2008	237,248.64	.000	08/15/2029	576,000.00	4.290	3333
912833XP0	199569	2000	US TREASURY STRIP	08/13/2010	23,141.00	.000	08/15/2029	50,000.00	4.095	3333
912833XP0	200632	2000	US TREASURY STRIP	09/24/2010	47,851.00	.000	08/15/2029	100,000.00	3.940	3333
912833XP0	207499	2000	US TREASURY STRIP	09/23/2011	28,792.50	.000	08/15/2029	50,000.00	3.108	3333
912833XP0	207869	2000	US TREASURY STRIP	10/31/2011	56,550.00	.000	08/15/2029	100,000.00	3.230	3333
912833XP0	207922	2000	US TREASURY STRIP	11/03/2011	28,163.50	.000	08/15/2029	50,000.00	3.254	3333
912833XP0	211248	2000	US TREASURY STRIP	08/17/2012	32,050.50	.000	08/15/2029	50,000.00	2.634	3333



Run Date: 7/2/2020 6:33:45 AM

Investments Outstanding As Of Date: 6/30/2020

INVENTORY BY MATURITY REPORT

CUSIP	Investment #	Fund	Issuer	Purchase Date	Current Book	Current Rate	Maturity Date	Current Par	YTM	Days to Maturity
912833XP0	211308	2000	US TREASURY STRIP	08/22/2012	62,827.00	.000	08/15/2029	100,000.00	2.756	3333
912833XP0	215303	2000	US TREASURY STRIP	08/16/2013	28,077.00	.000	08/15/2029	50,000.00	3.640	3333
912833XP0	215627	2000	US TREASURY STRIP	09/26/2013	28,280.50	.000	08/15/2029	50,000.00	3.620	3333
912833XP0	215890	2000	US TREASURY STRIP	11/01/2013	58,272.00	.000	08/15/2029	100,000.00	3.450	3333
912833XP0	218845	2000	US TREASURY STRIP	08/28/2014	257,308.00	.000	08/15/2029	400,000.00	2.970	3333
912833XP0	219037	2000	US TREASURY STRIP	09/18/2014	62,500.00	.000	08/15/2029	100,000.00	3.178	3333
912833XP0	219297	2000	US TREASURY STRIP	10/17/2014	26,503.60	.000	08/15/2029	40,000.00	2.795	3333
912833XP0	224323	2000	USTREASURYSTRIP	10/08/2015	70,977.00	.000	08/15/2029	100,000.00	2.490	3333
912833XP0	224491	2000	USTREASURYSTRIP	10/22/2015	70,753.00	.000	08/15/2029	100,000.00	2.520	3333
912833XP0	224569	2000	USTREASURYSTRIP	10/29/2015	28,246.80	.000	08/15/2029	40,000.00	2.538	3333
912833XP0	228081	2000	US TREASURY STRI ZERO-% 8	09/23/2016	38,585.50	.000	08/15/2029	50,000.00	2.020	3333
912833XP0	228293	2000	US TREASURY STRI ZERO-% 8	10/14/2016	191,315.00	.000	08/15/2029	250,000.00	2.095	3333
912833XP0	234136	2000	S 0 08-15-29	10/26/2017	29,693.60	.000	08/15/2029	40,000.00	2.540	3333
912833XP0	234160	2000	S 0 08-15-29	10/26/2017	37,117.00	.000	08/15/2029	50,000.00	2.540	3333
912833XP0	234195	2000	S 0 08-15-29	10/27/2017	18,516.75	.000	08/15/2029	25,000.00	2.560	3333
912833XP0	237897	2000	S 0 08-15-29	08/23/2018	87,290.40	.000	08/15/2029	120,000.00	2.920	3333
912833XP0	237925	2000	S 0 08-15-29	08/23/2018	29,096.80	.000	08/15/2029	40,000.00	2.920	3333
912833XP0	237938	2000	S 0 08-15-29	08/23/2018	181,762.50	.000	08/15/2029	250,000.00	2.925	3333
912833XP0	238216	2000	S 0 08-15-29	09/13/2018	28,864.00	.000	08/15/2029	40,000.00	3.010	3333
912833XP0	238684	2000	S 0 08-15-29	10/25/2018	281,484.00	.000	08/15/2029	400,000.00	3.278	3333
912833XP0	242346	2000	S 0 08-15-29	08/19/2019	21,257.50	.000	08/15/2029	25,000.00	1.630	3333
912833XP0	242575	2000	S 0 08-15-29	09/06/2019	85,823.00	.000	08/15/2029	100,000.00	1.544	3333
912833XP0	242668	2000	S 0 08-15-29	09/12/2019	67,631.20	.000	08/15/2029	80,000.00	1.700	3333
912833XP0	242805	2000	S 0 08-15-29	09/23/2019	208,440.00	.000	08/15/2029	250,000.00	1.846	3333
912833XT2	189270	2000	US TREASURY STRIP	11/21/2008	2,012.50	.000	11/15/2029	5,000.00	4.384	3425
912833XT2	201941	2000	US TREASURY STRIP	11/17/2010	22,038.00	.000	11/15/2029	50,000.00	4.360	3425
912833XT2	202157	2000	US TREASURY STRIP	11/24/2010	21,799.50	.000	11/15/2029	50,000.00	4.423	3425
912833XT2	203396	2000	US TREASURY STRIP	01/31/2011	41,397.00	.000	11/15/2029	100,000.00	4.750	3425
912833XT2	212198	2000	US TREASURY STRIP	11/30/2012	97,201.50	.000	11/15/2029	150,000.00	2.575	3425
912833XT2	212328	2000	US TREASURY STRIP	12/13/2012	227,090.50	.000	11/15/2029	350,000.00	2.573	3425
912833XT2	212657	2000	US TREASURY STRIP	01/17/2013	31,166.50	.000	11/15/2029	50,000.00	2.829	3425
912833XT2	216077	2000	US TREASURY STRIP	11/21/2013	28,157.50	.000	11/15/2029	50,000.00	3.625	3425
912833XT2	216422	2000	US TREASURY STRIP	01/09/2014	54,936.00	.000	11/15/2029	100,000.00	3.816	3425



Run Date: 7/2/2020 6:33:45 AM

Investments Outstanding As Of Date: 6/30/2020

INVENTORY BY MATURITY REPORT

CUSIP	Investment #	Fund	Issuer	Purchase Date	Current Book	Current Rate	Maturity Date	Current Par	YTM	Days to Maturity
912833XT2	219698	2000	US TREASURY STRIP	11/20/2014	162,167.50	.000	11/15/2029	250,000.00	2.909	3425
912833XT2	220252	2000	US TREASURY STRIP	01/09/2015	35,448.00	.000	11/15/2029	50,000.00	2.330	3425
912833XT2	220354	2000	US TREASURY STRIP	01/20/2015	70,649.00	.000	11/15/2029	100,000.00	2.359	3425
912833XT2	220442	2000	US TREASURY STRIP	01/26/2015	71,914.00	.000	11/15/2029	100,000.00	2.240	3425
912833XT2	220461	2000	US TREASURY STRIP	01/26/2015	35,838.50	.000	11/15/2029	50,000.00	2.263	3425
912833XT2	220481	2000	US TREASURY STRIP	01/26/2015	28,673.20	.000	11/15/2029	40,000.00	2.262	3425
912833XT2	220509	2000	US TREASURY STRIP	01/27/2015	179,532.50	.000	11/15/2029	250,000.00	2.250	3425
912833XT2	220613	2000	US TREASURY STRIP	01/29/2015	178,337.50	.000	11/15/2029	250,000.00	2.297	3425
912833XT2	225027	2000	USTREASURYSTRIP	12/24/2015	174,040.00	.000	11/15/2029	250,000.00	2.624	3425
912833XT2	225330	2000	USTREASURYSTRIP	02/04/2016	71,526.00	.000	11/15/2029	100,000.00	2.447	3425
912833XT2	228578	2000	US TREASURY STRI ZERO-% 1	11/14/2016	14,310.23	.000	11/15/2029	19,000.00	2.192	3425
912833XT2	229130	2000	S 0 11-15-29	01/12/2017	14,155.60	.000	11/15/2029	20,000.00	2.710	3425
912833XT2	229131	2000	S 0 11-15-29	01/12/2017	14,155.60	.000	11/15/2029	20,000.00	2.710	3425
912833XT2	229277	2000	S 0 11-15-29	01/26/2017	176,237.50	.000	11/15/2029	250,000.00	2.750	3425
912833XT2	229412	2000	S 0 11-15-29	02/02/2017	28,035.60	.000	11/15/2029	40,000.00	2.800	3425
912833XT2	234364	2000	S 0 11-15-29	11/16/2017	73,525.00	.000	11/15/2029	100,000.00	2.580	3425
912833XT2	234936	2000	S 0 11-15-29	01/25/2018	28,875.60	.000	11/15/2029	40,000.00	2.780	3425
912833XT2	235063	2000	S 0 11-15-29	02/02/2018	28,725.60	.000	11/15/2029	40,000.00	2.830	3425
912833XT2	243390	2000	S 0 11-15-29	11/15/2019	32,664.80	.000	11/15/2029	40,000.00	2.036	3425
912833XT2	243633	2000	S 0 11-15-29	12/09/2019	33,312.80	.000	11/15/2029	40,000.00	1.850	3425
912833XT2	243726	2000	S 0 11-15-29	12/16/2019	33,064.00	.000	11/15/2029	40,000.00	1.930	3425
31359YDB0	173967	2000	FMNA STRIP	12/14/2005	149,678.01	.000	01/15/2030	513,000.00	5.180	3486
912833XX3	184847	2000	US TREASURY STRIP	02/28/2008	3,482.97	.000	02/15/2030	10,000.00	4.860	3517
912833XX3	185237	2000	US TREASURY STRIP	03/27/2008	3,800.00	.000	02/15/2030	10,000.00	4.470	3517
912833XX3	185628	2000	US TREASURY STRIP	04/16/2008	3,800.00	.000	02/15/2030	10,000.00	4.481	3517
912833XX3	185892	2000	US TREASURY STRIP	04/28/2008	9,217.25	.000	02/15/2030	25,000.00	4.630	3517
912833XX3	191130	2000	US TREASURY STRIP	04/13/2009	2,250.00	.000	02/15/2030	5,000.00	3.868	3517
912833XX3	203865	2000	US TREASURY STRIP	02/28/2011	20,308.00	.000	02/15/2030	50,000.00	4.808	3517
912833XX3	204512	2000	US TREASURY STRIP	04/12/2011	40,681.00	.000	02/15/2030	100,000.00	4.830	3517
912833XX3	205425	2000	US TREASURY STRIP	05/05/2011	42,849.00	.000	02/15/2030	100,000.00	4.564	3517
912833XX3	208708	2000	US TREASURY STRIP	02/16/2012	28,921.50	.000	02/15/2030	50,000.00	3.065	3517
912833XX3	208879	2000	US TREASURY STRIP	03/05/2012	58,409.00	.000	02/15/2030	100,000.00	3.018	3517
912833XX3	209018	2000	US TREASURY STRIP	03/19/2012	27,336.50	.000	02/15/2030	50,000.00	3.400	3517



Run Date: 7/2/2020 6:33:45 AM

Investments Outstanding As Of Date: 6/30/2020

INVENTORY BY MATURITY REPORT

CUSIP	Investment #	Fund	Issuer	Purchase Date	Current Book	Current Rate	Maturity Date	Current Par	YTM	Days to Maturity
912833XX3	209143	2000	US TREASURY STRIP	04/05/2012	27,946.50	.000	02/15/2030	50,000.00	3.283	3517
912833XX3	209935	2000	US TREASURY STRIP	04/30/2012	29,070.50	.000	02/15/2030	50,000.00	3.071	3517
912833XX3	213297	2000	US TREASURY STRIP	03/25/2013	30,283.50	.000	02/15/2030	50,000.00	2.990	3517
912833XX3	213367	2000	US TREASURY STRIP	03/28/2013	60,753.00	.000	02/15/2030	100,000.00	2.973	3517
912833XX3	213444	2000	US TREASURY STRIP	04/04/2013	30,856.50	.000	02/15/2030	50,000.00	2.882	3517
912833XX3	213511	2000	US TREASURY STRIP	04/12/2013	63,428.00	.000	02/15/2030	100,000.00	2.721	3517
912833XX3	214263	2000	US TREASURY STRIP	05/02/2013	64,274.00	.000	02/15/2030	100,000.00	2.650	3517
912833XX3	216917	2000	US TREASURY STRIP	03/21/2014	143,740.00	.000	02/15/2030	250,000.00	3.510	3517
912833XX3	220883	2000	US TREASURY STRIP	02/13/2015	27,839.20	.000	02/15/2030	40,000.00	2.430	3517
912833XX3	222333	2000	US TREASURY STRIP	04/30/2015	27,898.80	.000	02/15/2030	40,000.00	2.450	3517
912833XX3	225726	2000	USTREASURYSTRIP	03/17/2016	28,864.80	.000	02/15/2030	40,000.00	2.358	3517
912833XX3	225761	2000	USTREASURYSTRIP	03/17/2016	13,166.83	.000	02/15/2030	18,250.00	2.360	3517
912833XX3	229666	2000	S 0 02-15-30	02/24/2017	36,343.84	.000	02/15/2030	52,000.00	2.780	3517
912833XX3	230024	2000	S 0 02-15-30	03/24/2017	279,628.00	.000	02/15/2030	400,000.00	2.795	3517
912833XX3	230116	2000	S 0 02-15-30	03/30/2017	176,715.00	.000	02/15/2030	250,000.00	2.711	3517
912833XX3	230222	2000	S 0 02-15-30	04/06/2017	35,593.00	.000	02/15/2030	50,000.00	2.660	3517
912833XX3	230336	2000	S 0 02-15-30	04/17/2017	28,751.20	.000	02/15/2030	40,000.00	2.590	3517
912833XX3	230976	2000	S 0 02-15-30	04/28/2017	179,835.00	.000	02/15/2030	250,000.00	2.590	3517
912833XX3	235203	2000	S 0 02-15-30	02/15/2018	27,981.60	.000	02/15/2030	40,000.00	3.000	3517
912833XX3	235373	2000	S 0 02-15-30	03/01/2018	28,047.20	.000	02/15/2030	40,000.00	2.990	3517
912833XX3	235398	2000	S 0 02-15-30	03/01/2018	27,962.80	.000	02/15/2030	40,000.00	3.016	3517
912833XX3	235458	2000	S 0 02-15-30	03/05/2018	139,392.00	.000	02/15/2030	200,000.00	3.044	3517
912833XX3	235531	2000	S 0 02-15-30	03/08/2018	28,020.80	.000	02/15/2030	40,000.00	3.003	3517
912833XX3	236313	2000	S 0 02-15-30	04/26/2018	27,882.80	.000	02/15/2030	40,000.00	3.080	3517
912833XX3	244740	2000	S 0 02-15-30	03/19/2020	36,883.20	.000	02/15/2030	40,000.00	.820	3517
912833XX3	244851	2000	S 0 02-15-30	04/02/2020	23,173.75	.000	02/15/2030	25,000.00	.770	3517
31359YEA1	173972	2000	FNMA STRIP	12/14/2005	446,896.72	.000	05/15/2030	1,558,000.00	5.180	3606
912833XU9	186344	2010	US TREASURY STRIP	05/22/2008	2,669,356.56	.000	05/15/2030	7,538,000.00	4.779	3606
912833XU9	186674	2000	US TREASURY STRIP	06/09/2008	8,796.00	.000	05/15/2030	25,000.00	4.820	3606
912833XU9	187237	2000	US TREASURY STRIP	07/11/2008	3,685.50	.000	05/15/2030	10,000.00	4.622	3606
912833XU9	197113	2000	US TREASURY STRIP	05/11/2010	125,451.43	.000	05/15/2030	306,000.00	4.506	3606
912833XU9	197205	2000	US TREASURY STRIP	05/14/2010	10,115.50	.000	05/15/2030	25,000.00	4.575	3606
912833XU9	198713	2000	US TREASURY STRIP	07/13/2010	43,800.00	.000	05/15/2030	100,000.00	4.205	3606



Run Date: 7/2/2020 6:33:45 AM

Investments Outstanding As Of Date: 6/30/2020

INVENTORY BY MATURITY REPORT

CUSIP	Investment #	Fund	Issuer	Purchase Date	Current Book	Current Rate	Maturity Date	Current Par	YTM	Days to Maturity
912833XU9	205484	2000	US TREASURY STRIP	05/09/2011	42,946.00	.000	05/15/2030	100,000.00	4.494	3606
912833XU9	206129	2000	US TREASURY STRIP	06/13/2011	44,555.00	.000	05/15/2030	100,000.00	4.319	3606
912833XU9	206325	2000	US TREASURY STRIP	06/23/2011	22,256.50	.000	05/15/2030	50,000.00	4.330	3606
912833XU9	206383	2000	US TREASURY STRIP	06/27/2011	22,195.00	.000	05/15/2030	50,000.00	4.348	3606
912833XU9	210188	2000	US TREASURY STRIP	05/16/2012	30,005.50	.000	05/15/2030	50,000.00	2.858	3606
912833XU9	210403	2000	US TREASURY STRIP	06/06/2012	32,844.50	.000	05/15/2030	50,000.00	2.356	3606
912833XU9	210609	2000	US TREASURY STRIP	06/25/2012	31,362.50	.000	05/15/2030	50,000.00	2.624	3606
912833XU9	214715	2000	US TREASURY STRIP	06/17/2013	29,084.00	.000	05/15/2030	50,000.00	3.230	3606
912833XU9	218192	2000	US TREASURY STRIP	06/26/2014	29,634.50	.000	05/15/2030	50,000.00	3.320	3606
912833XU9	218218	2000	US TREASURY STRIP	06/27/2014	29,671.00	.000	05/15/2030	50,000.00	3.313	3606
912833XU9	218588	2000	US TREASURY STRIP	07/31/2014	30,571.00	.000	05/15/2030	50,000.00	3.140	3606
912833XU9	222632	2000	US TREASURY STRIP	05/21/2015	164,140.00	.000	05/15/2030	250,000.00	2.828	3606
912833XU9	226889	2000	US TREASURY STRI ZERO-% 5	05/26/2016	87,688.80	.000	05/15/2030	120,000.00	2.258	3606
912833XU9	227323	2000	US TREASURY STRI ZERO-% 5	07/15/2016	39,075.50	.000	05/15/2030	50,000.00	1.790	3606
912833XU9	227506	2000	US TREASURY STRI ZERO-% 5	07/29/2016	30,878.00	.000	05/15/2030	40,000.00	1.885	3606
912833XU9	227678	2000	US TREASURY STRI ZERO-% 5	08/12/2016	77,039.00	.000	05/15/2030	100,000.00	1.905	3606
912833XU9	231312	2000	S 0 05-15-30	05/11/2017	28,257.20	.000	05/15/2030	40,000.00	2.689	3606
912833XU9	231583	2000	S 0 05-15-30	06/02/2017	28,846.80	.000	05/15/2030	40,000.00	2.540	3606
912833XU9	237039	2000	S 0 05-15-30	06/14/2018	27,820.00	.000	05/15/2030	40,000.00	3.070	3606
912833XU9	237324	2000	S 0 05-15-30	07/06/2018	28,223.60	.000	05/15/2030	40,000.00	2.962	3606
912833XU9	237410	2000	S 0 05-15-30	07/12/2018	28,235.60	.000	05/15/2030	40,000.00	2.963	3606
912833XU9	241263	2000	S 0 05-15-30	05/09/2019	30,093.20	.000	05/15/2030	40,000.00	2.600	3606
912833XU9	241687	2000	S 0 05-15-30	06/21/2019	31,619.60	.000	05/15/2030	40,000.00	2.169	3606
912833XU9	241912	2000	S 0 05-15-30	07/11/2019	31,744.00	.000	05/15/2030	40,000.00	2.143	3606
912833XU9	242037	2000	S 0 05-15-30	07/22/2019	197,377.50	.000	05/15/2030	250,000.00	2.197	3606
912833XU9	242106	2000	S 0 05-15-30	07/26/2019	31,816.00	.000	05/15/2030	40,000.00	2.130	3606
912833XU9	245852	2000	S 0 05-15-30	05/18/2020	37,062.80	.000	05/15/2030	40,000.00	.765	3606
912833XU9	246032	2000	S 0 05-15-30	06/12/2020	36,470.40	.000	05/15/2030	40,000.00	.933	3606
912833XU9	246094	2000	S 0 05-15-30	06/19/2020	36,706.80	.000	05/15/2030	40,000.00	.869	3606
912833XY1	178596	2000	US TREASURY STRIP	10/26/2006	43,180.20	.000	08/15/2030	138,000.00	4.941	3698
912833XY1	188172	2010	US TREASURY STRIP	09/22/2008	228,124.80	.000	08/15/2030	576,000.00	4.275	3698
912833XY1	207500	2000	US TREASURY STRIP	09/23/2011	27,601.50	.000	08/15/2030	50,000.00	3.170	3698
912833XY1	207870	2000	US TREASURY STRIP	10/31/2011	54,463.00	.000	08/15/2030	100,000.00	3.260	3698



Run Date: 7/2/2020 6:33:45 AM

Investments Outstanding As Of Date: 6/30/2020

INVENTORY BY MATURITY REPORT

CUSIP	Investment #	Fund	Issuer	Purchase Date	Current Book	Current Rate	Maturity Date	Current Par	YTM	Days to Maturity
912833XY1	207923	2000	US TREASURY STRIP	11/03/2011	27,138.50	.000	08/15/2030	50,000.00	3.280	3698
912833XY1	211249	2000	US TREASURY STRIP	08/17/2012	31,018.00	.000	08/15/2030	50,000.00	2.671	3698
912833XY1	211309	2000	US TREASURY STRIP	08/22/2012	60,719.00	.000	08/15/2030	100,000.00	2.794	3698
912833XY1	215304	2000	US TREASURY STRIP	08/16/2013	26,768.00	.000	08/15/2030	50,000.00	3.710	3698
912833XY1	215628	2000	US TREASURY STRIP	09/26/2013	27,014.00	.000	08/15/2030	50,000.00	3.679	3698
912833XY1	215891	2000	US TREASURY STRIP	11/01/2013	55,712.00	.000	08/15/2030	100,000.00	3.515	3698
912833XY1	218846	2000	US TREASURY STRIP	08/28/2014	247,876.00	.000	08/15/2030	400,000.00	3.020	3698
912833XY1	219038	2000	US TREASURY STRIP	09/18/2014	60,300.00	.000	08/15/2030	100,000.00	3.205	3698
912833XY1	219290	2000	US TREASURY STRIP	10/17/2014	25,637.60	.000	08/15/2030	40,000.00	2.830	3698
912833XY1	224324	2000	USTREASURYSTRIP	10/08/2015	68,686.00	.000	08/15/2030	100,000.00	2.545	3698
912833XY1	224492	2000	USTREASURYSTRIP	10/22/2015	68,401.00	.000	08/15/2030	100,000.00	2.580	3698
912833XY1	224570	2000	USTREASURYSTRIP	10/29/2015	27,323.60	.000	08/15/2030	40,000.00	2.593	3698
912833XY1	228092	2000	US TREASURY STRI ZERO-% 8	09/23/2016	37,558.50	.000	08/15/2030	50,000.00	2.070	3698
912833XY1	228274	2000	US TREASURY STRI ZERO-% 8	10/14/2016	185,965.00	.000	08/15/2030	250,000.00	2.150	3698
912833XY1	234137	2000	S 0 08-15-30	10/26/2017	28,734.80	.000	08/15/2030	40,000.00	2.600	3698
912833XY1	234161	2000	S 0 08-15-30	10/26/2017	35,941.50	.000	08/15/2030	50,000.00	2.595	3698
912833XY1	234196	2000	S 0 08-15-30	10/27/2017	17,915.25	.000	08/15/2030	25,000.00	2.620	3698
912833XY1	237896	2000	S 0 08-15-30	08/23/2018	84,596.40	.000	08/15/2030	120,000.00	2.940	3698
912833XY1	237926	2000	S 0 08-15-30	08/23/2018	28,232.00	.000	08/15/2030	40,000.00	2.930	3698
912833XY1	237939	2000	S 0 08-15-30	08/23/2018	176,165.00	.000	08/15/2030	250,000.00	2.944	3698
912833XY1	238215	2000	S 0 08-15-30	09/13/2018	27,801.60	.000	08/15/2030	40,000.00	3.075	3698
912833XY1	238683	2000	S 0 08-15-30	10/25/2018	272,004.00	.000	08/15/2030	400,000.00	3.293	3698
912833XY1	242347	2000	S 0 08-15-30	08/19/2019	20,824.25	.000	08/15/2030	25,000.00	1.670	3698
912833XY1	242576	2000	S 0 08-15-30	09/06/2019	84,180.00	.000	08/15/2030	100,000.00	1.580	3698
912833XY1	242669	2000	S 0 08-15-30	09/12/2019	66,238.40	.000	08/15/2030	80,000.00	1.735	3698
912833XY1	242806	2000	S 0 08-15-30	09/23/2019	203,742.50	.000	08/15/2030	250,000.00	1.887	3698
9128337N4	189271	2000	US TREASURY STRIP	11/21/2008	1,925.00	.000	11/15/2030	5,000.00	4.389	3790
9128337N4	203397	2000	US TREASURY STRIP	01/31/2011	39,285.00	.000	11/15/2030	100,000.00	4.778	3790
9128337N4	212199	2000	US TREASURY STRIP	11/30/2012	93,927.00	.000	11/15/2030	150,000.00	2.624	3790
9128337N4	212329	2000	US TREASURY STRIP	12/13/2012	219,327.50	.000	11/15/2030	350,000.00	2.625	3790
9128337N4	212658	2000	US TREASURY STRIP	01/17/2013	30,017.00	.000	11/15/2030	50,000.00	2.883	3790
9128337N4	216078	2000	US TREASURY STRIP	11/21/2013	26,893.50	.000	11/15/2030	50,000.00	3.685	3790
9128337N4	216423	2000	US TREASURY STRIP	01/09/2014	52,384.00	.000	11/15/2030	100,000.00	3.875	3790



Run Date: 7/2/2020 6:33:45 AM

Investments Outstanding As Of Date: 6/30/2020

INVENTORY BY MATURITY REPORT

CUSIP	Investment #	Fund	Issuer	Purchase Date	Current Book	Current Rate	Maturity Date	Current Par	YTM	Days to Maturity
9128337N4	219699	2000	US TREASURY STRIP	11/20/2014	156,930.00	.000	11/15/2030	250,000.00	2.934	3790
9128337N4	220253	2000	US TREASURY STRIP	01/09/2015	34,473.50	.000	11/15/2030	50,000.00	2.360	3790
9128337N4	220355	2000	US TREASURY STRIP	01/20/2015	68,765.00	.000	11/15/2030	100,000.00	2.382	3790
9128337N4	220443	2000	US TREASURY STRIP	01/26/2015	70,110.00	.000	11/15/2030	100,000.00	2.260	3790
9128337N4	220462	2000	US TREASURY STRIP	01/26/2015	34,948.50	.000	11/15/2030	50,000.00	2.279	3790
9128337N4	220482	2000	US TREASURY STRIP	01/26/2015	27,948.00	.000	11/15/2030	40,000.00	2.282	3790
9128337N4	220510	2000	US TREASURY STRIP	01/27/2015	175,012.50	.000	11/15/2030	250,000.00	2.270	3790
9128337N4	220614	2000	US TREASURY STRIP	01/29/2015	173,905.00	.000	11/15/2030	250,000.00	2.311	3790
9128337N4	225028	2000	USTREASURYSTRIP	12/24/2015	168,765.00	.000	11/15/2030	250,000.00	2.656	3790
9128337N4	225331	2000	USTREASURYSTRIP	02/04/2016	69,459.00	.000	11/15/2030	100,000.00	2.481	3790
9128337N4	228579	2000	US TREASURY STR ZERO-% 1	11/14/2016	13,169.52	.000	11/15/2030	18,000.00	2.244	3790
9128337N4	229127	2000	S O 11-15-30	01/12/2017	13,704.60	.000	11/15/2030	20,000.00	2.750	3790
9128337N4	229144	2000	S O 11-15-30	01/12/2017	13,704.60	.000	11/15/2030	20,000.00	2.750	3790
9128337N4	229278	2000	S O 11-15-30	01/26/2017	170,557.50	.000	11/15/2030	250,000.00	2.790	3790
9128337N4	229413	2000	S O 11-15-30	02/02/2017	27,118.80	.000	11/15/2030	40,000.00	2.840	3790
9128337N4	234365	2000	S O 11-15-30	11/16/2017	71,297.00	.000	11/15/2030	100,000.00	2.620	3790
9128337N4	234937	2000	S O 11-15-30	01/25/2018	28,018.40	.000	11/15/2030	40,000.00	2.800	3790
9128337N4	235064	2000	S O 11-15-30	02/02/2018	27,859.20	.000	11/15/2030	40,000.00	2.850	3790
9128337N4	243391	2000	S O 11-15-30	11/15/2019	31,854.00	.000	11/15/2030	40,000.00	2.081	3790
9128337N4	243634	2000	S O 11-15-30	12/09/2019	32,563.60	.000	11/15/2030	40,000.00	1.890	3790
9128337N4	243727	2000	S O 11-15-30	12/16/2019	32,294.80	.000	11/15/2030	40,000.00	1.970	3790
912803CK7	184848	2000	US TREASURY STRIP (P)	02/28/2008	3,364.63	.000	02/15/2031	10,000.00	4.800	3882
912833XZ8	185238	2000	US TREASURY STRIP	03/27/2008	3,700.00	.000	02/15/2031	10,000.00	4.392	3882
912833XZ8	185629	2000	US TREASURY STRIP	04/16/2008	3,700.00	.000	02/15/2031	10,000.00	4.402	3882
912833XZ8	185893	2000	US TREASURY STRIP	04/28/2008	8,923.25	.000	02/15/2031	25,000.00	4.570	3882
912833XZ8	191131	2000	US TREASURY STRIP	04/13/2009	2,200.00	.000	02/15/2031	5,000.00	3.794	3882
912833XZ8	208709	2000	US TREASURY STRIP	02/16/2012	27,872.00	.000	02/15/2031	50,000.00	3.100	3882
912833XZ8	208880	2000	US TREASURY STRIP	03/05/2012	56,337.00	.000	02/15/2031	100,000.00	3.051	3882
912833XZ8	209019	2000	US TREASURY STRIP	03/19/2012	26,400.00	.000	02/15/2031	50,000.00	3.406	3882
912833XZ8	209144	2000	US TREASURY STRIP	04/05/2012	26,862.00	.000	02/15/2031	50,000.00	3.321	3882
912833XZ8	209936	2000	US TREASURY STRIP	04/30/2012	28,057.50	.000	02/15/2031	50,000.00	3.098	3882
912833XZ8	213298	2000	US TREASURY STRIP	03/25/2013	29,037.50	.000	02/15/2031	50,000.00	3.060	3882
912833XZ8	213368	2000	US TREASURY STRIP	03/28/2013	58,325.00	.000	02/15/2031	100,000.00	3.037	3882



Run Date: 7/2/2020 6:33:45 AM

Investments Outstanding As Of Date: 6/30/2020

INVENTORY BY MATURITY REPORT

CUSIP	Investment #	Fund	Issuer	Purchase Date	Current Book	Current Rate	Maturity Date	Current Par	YTM	Days to Maturity
912833XZ8	213445	2000	US TREASURY STRIP	04/04/2013	29,608.50	.000	02/15/2031	50,000.00	2.954	3882
912833XZ8	213512	2000	US TREASURY STRIP	04/12/2013	61,034.00	.000	02/15/2031	100,000.00	2.786	3882
912833XZ8	214264	2000	US TREASURY STRIP	05/02/2013	61,948.00	.000	02/15/2031	100,000.00	2.710	3882
912833XZ8	216918	2000	US TREASURY STRIP	03/21/2014	137,447.50	.000	02/15/2031	250,000.00	3.570	3882
912833XZ8	220885	2000	US TREASURY STRIP	02/13/2015	27,046.40	.000	02/15/2031	40,000.00	2.460	3882
912833XZ8	222334	2000	US TREASURY STRIP	04/30/2015	27,100.80	.000	02/15/2031	40,000.00	2.480	3882
912833XZ8	225728	2000	USTREASURYSTRIP	03/17/2016	28,046.00	.000	02/15/2031	40,000.00	2.395	3882
912833XZ8	225739	2000	USTREASURYSTRIP	03/17/2016	12,823.55	.000	02/15/2031	18,250.00	2.380	3882
912833XZ8	229667	2000	S 0 02-15-31	02/24/2017	35,208.16	.000	02/15/2031	52,000.00	2.810	3882
912833XZ8	230025	2000	S 0 02-15-31	03/24/2017	270,672.00	.000	02/15/2031	400,000.00	2.830	3882
912833XZ8	230118	2000	S 0 02-15-31	03/30/2017	171,105.00	.000	02/15/2031	250,000.00	2.750	3882
912833XZ8	230223	2000	S 0 02-15-31	04/06/2017	34,428.50	.000	02/15/2031	50,000.00	2.710	3882
912833XZ8	230337	2000	S 0 02-15-31	04/17/2017	27,868.00	.000	02/15/2031	40,000.00	2.630	3882
912833XZ8	230977	2000	S 0 02-15-31	04/28/2017	174,315.00	.000	02/15/2031	250,000.00	2.630	3882
912833XZ8	235204	2000	S 0 02-15-31	02/15/2018	27,091.20	.000	02/15/2031	40,000.00	3.020	3882
912833XZ8	235374	2000	S 0 02-15-31	03/01/2018	27,122.80	.000	02/15/2031	40,000.00	3.020	3882
912833XZ8	235399	2000	S 0 02-15-31	03/01/2018	27,059.20	.000	02/15/2031	40,000.00	3.038	3882
912833XZ8	235459	2000	S 0 02-15-31	03/05/2018	134,866.00	.000	02/15/2031	200,000.00	3.066	3882
912833XZ8	235532	2000	S 0 02-15-31	03/08/2018	27,125.60	.000	02/15/2031	40,000.00	3.024	3882
912833XZ8	236289	2000	S 0 02-15-31	04/26/2018	26,975.20	.000	02/15/2031	40,000.00	3.100	3882
912833XZ8	244741	2000	S 0 02-15-31	03/19/2020	36,443.60	.000	02/15/2031	40,000.00	.855	3882
912833XZ8	244854	2000	S 0 02-15-31	04/02/2020	22,872.00	.000	02/15/2031	25,000.00	.820	3882
9128337P9	186345	2010	US TREASURY STRIP	05/22/2008	2,558,246.44	.000	05/15/2031	7,538,000.00	4.758	3971
9128337P9	186675	2000	US TREASURY STRIP	06/09/2008	8,452.75	.000	05/15/2031	25,000.00	4.785	3971
9128337P9	187238	2000	US TREASURY STRIP	07/11/2008	3,541.30	.000	05/15/2031	10,000.00	4.596	3971
9128337P9	197114	2000	US TREASURY STRIP	05/11/2010	119,704.75	.000	05/15/2031	306,000.00	4.517	3971
9128337P9	197207	2000	US TREASURY STRIP	05/14/2010	9,583.00	.000	05/15/2031	25,000.00	4.618	3971
9128337P9	198714	2000	US TREASURY STRIP	07/13/2010	41,900.00	.000	05/15/2031	100,000.00	4.218	3971
9128337P9	210189	2000	US TREASURY STRIP	05/16/2012	28,844.50	.000	05/15/2031	50,000.00	2.917	3971
9128337P9	210404	2000	US TREASURY STRIP	06/06/2012	31,877.50	.000	05/15/2031	50,000.00	2.391	3971
9128337P9	210610	2000	US TREASURY STRIP	06/25/2012	30,489.00	.000	05/15/2031	50,000.00	2.636	3971
9128337P9	214716	2000	US TREASURY STRIP	06/17/2013	27,870.50	.000	05/15/2031	50,000.00	3.290	3971
9128337P9	218193	2000	US TREASURY STRIP	06/26/2014	28,414.00	.000	05/15/2031	50,000.00	3.375	3971



Run Date: 7/2/2020 6:33:45 AM

Investments Outstanding As Of Date: 6/30/2020

INVENTORY BY MATURITY REPORT

CUSIP	Investment #	Fund	Issuer	Purchase Date	Current Book	Current Rate	Maturity Date	Current Par	YTM	Days to Maturity
9128337P9	218219	2000	US TREASURY STRIP	06/27/2014	28,438.00	.000	05/15/2031	50,000.00	3.370	3971
9128337P9	218589	2000	US TREASURY STRIP	07/31/2014	29,486.50	.000	05/15/2031	50,000.00	3.170	3971
9128337P9	222634	2000	US TREASURY STRIP	05/21/2015	158,265.00	.000	05/15/2031	250,000.00	2.881	3971
9128337P9	226890	2000	US TREASURY STRI ZERO-% 5	05/26/2016	85,387.20	.000	05/15/2031	120,000.00	2.286	3971
9128337P9	227324	2000	US TREASURY STRI ZERO-% 5	07/15/2016	38,160.00	.000	05/15/2031	50,000.00	1.830	3971
9128337P9	227507	2000	US TREASURY STRI ZERO-% 5	07/29/2016	30,148.80	.000	05/15/2031	40,000.00	1.920	3971
9128337P9	227679	2000	US TREASURY STRI ZERO-% 5	08/12/2016	75,152.00	.000	05/15/2031	100,000.00	1.945	3971
9128337P9	231313	2000	S 0 05-15-31	05/11/2017	27,300.00	.000	05/15/2031	40,000.00	2.745	3971
9128337P9	231584	2000	S 0 05-15-31	06/02/2017	27,954.00	.000	05/15/2031	40,000.00	2.585	3971
9128337P9	237027	2000	S 0 05-15-31	06/14/2018	26,985.20	.000	05/15/2031	40,000.00	3.070	3971
9128337P9	237309	2000	S 0 05-15-31	07/06/2018	27,357.60	.000	05/15/2031	40,000.00	2.976	3971
9128337P9	237403	2000	S 0 05-15-31	07/12/2018	27,353.20	.000	05/15/2031	40,000.00	2.981	3971
9128337P9	241264	2000	S 0 05-15-31	05/09/2019	29,186.80	.000	05/15/2031	40,000.00	2.640	3971
9128337P9	241688	2000	S 0 05-15-31	06/21/2019	30,774.40	.000	05/15/2031	40,000.00	2.216	3971
9128337P9	241913	2000	S 0 05-15-31	07/11/2019	30,885.60	.000	05/15/2031	40,000.00	2.195	3971
9128337P9	242036	2000	S 0 05-15-31	07/22/2019	192,035.00	.000	05/15/2031	250,000.00	2.245	3971
9128337P9	242107	2000	S 0 05-15-31	07/26/2019	30,964.00	.000	05/15/2031	40,000.00	2.181	3971
9128337P9	245853	2000	S 0 05-15-31	05/18/2020	36,548.40	.000	05/15/2031	40,000.00	.823	3971
9128337P9	246033	2000	S 0 05-15-31	06/12/2020	35,862.40	.000	05/15/2031	40,000.00	1.002	3971
9128337P9	246095	2000	S 0 05-15-31	06/19/2020	36,071.60	.000	05/15/2031	40,000.00	.950	3971
9128334S6	178597	2000	US TREASURY STRIP	10/26/2006	41,082.60	.000	08/15/2031	138,000.00	4.945	4063
9128334S6	188173	2010	US TREASURY STRIP	09/22/2008	219,709.44	.000	08/15/2031	576,000.00	4.254	4063
9128334S6	211250	2000	US TREASURY STRIP	08/17/2012	29,986.00	.000	08/15/2031	50,000.00	2.710	4063
9128334S6	211310	2000	US TREASURY STRIP	08/22/2012	58,617.00	.000	08/15/2031	100,000.00	2.834	4063
9128334S6	215305	2000	US TREASURY STRIP	08/16/2013	25,575.00	.000	08/15/2031	50,000.00	3.760	4063
9128334S6	215629	2000	US TREASURY STRIP	09/26/2013	25,832.50	.000	08/15/2031	50,000.00	3.727	4063
9128334S6	215892	2000	US TREASURY STRIP	11/01/2013	53,243.00	.000	08/15/2031	100,000.00	3.575	4063
9128334S6	218847	2000	US TREASURY STRIP	08/28/2014	238,956.00	.000	08/15/2031	400,000.00	3.060	4063
9128334S6	219039	2000	US TREASURY STRIP	09/18/2014	58,000.00	.000	08/15/2031	100,000.00	3.248	4063
9128334S6	219288	2000	US TREASURY STRIP	10/17/2014	24,762.40	.000	08/15/2031	40,000.00	2.870	4063
9128334S6	224325	2000	US TREASURY STRIP	10/08/2015	66,189.00	.000	08/15/2031	100,000.00	2.620	4063
9128334S6	224493	2000	USTREASURYSTRIP	10/22/2015	66,099.00	.000	08/15/2031	100,000.00	2.635	4063
9128334S6	224571	2000	USTREASURYSTRIP	10/29/2015	26,471.60	.000	08/15/2031	40,000.00	2.630	4063



Run Date: 7/2/2020 6:33:45 AM

Investments Outstanding As Of Date: 6/30/2020

INVENTORY BY MATURITY REPORT

CUSIP	Investment #	Fund	Issuer	Purchase Date	Current Book	Current Rate	Maturity Date	Current Par	YTM	Days to Maturity
9128334S6	228093	2000	US TREASURY STRI ZERO-% 8	09/23/2016	36,603.50	.000	08/15/2031	50,000.00	2.105	4063
9128334S6	228275	2000	US TREASURY STRI ZERO-% 8	10/14/2016	181,230.00	.000	08/15/2031	250,000.00	2.180	4063
9128334S6	234138	2000	S 0 08-15-31	10/26/2017	27,774.00	.000	08/15/2031	40,000.00	2.660	4063
9128334S6	234162	2000	S 0 08-15-31	10/26/2017	34,765.00	.000	08/15/2031	50,000.00	2.650	4063
9128334S6	234197	2000	S 0 08-15-31	10/27/2017	17,312.75	.000	08/15/2031	25,000.00	2.680	4063
9128334S6	237887	2000	S 0 08-15-31	08/23/2018	82,058.40	.000	08/15/2031	120,000.00	2.950	4063
9128334S6	237903	2000	S 0 08-15-31	08/23/2018	27,352.80	.000	08/15/2031	40,000.00	2.950	4063
9128334S6	237940	2000	S 0 08-15-31	08/23/2018	170,790.00	.000	08/15/2031	250,000.00	2.958	4063
9128334S6	238217	2000	S 0 08-15-31	09/13/2018	27,065.60	.000	08/15/2031	40,000.00	3.046	4063
9128334S6	238682	2000	S 0 08-15-31	10/25/2018	262,636.00	.000	08/15/2031	400,000.00	3.312	4063
9128334S6	242348	2000	S 0 08-15-31	08/19/2019	20,359.50	.000	08/15/2031	25,000.00	1.720	4063
9128334S6	242577	2000	S 0 08-15-31	09/06/2019	82,432.00	.000	08/15/2031	100,000.00	1.625	4063
9128334S6	242670	2000	S 0 08-15-31	09/12/2019	64,759.20	.000	08/15/2031	80,000.00	1.780	4063
9128334S6	242807	2000	S 0 08-15-31	09/23/2019	198,870.00	.000	08/15/2031	250,000.00	1.933	4063
9128337Q7	189272	2000	US TREASURY STRIP	11/21/2008	1,818.25	.000	11/15/2031	5,000.00	4.450	4155
9128337Q7	212200	2000	US TREASURY STRIP	11/30/2012	90,726.00	.000	11/15/2031	150,000.00	2.670	4155
9128337Q7	212331	2000	US TREASURY STRIP	12/13/2012	211,620.50	.000	11/15/2031	350,000.00	2.677	4155
9128337Q7	212659	2000	US TREASURY STRIP	01/17/2013	28,954.50	.000	11/15/2031	50,000.00	2.923	4155
9128337Q7	216079	2000	US TREASURY STRIP	11/21/2013	25,724.00	.000	11/15/2031	50,000.00	3.730	4155
9128337Q7	216424	2000	US TREASURY STRIP	01/09/2014	50,087.00	.000	11/15/2031	100,000.00	3.912	4155
9128337Q7	219701	2000	US TREASURY STRIP	11/20/2014	151,685.00	.000	11/15/2031	250,000.00	2.963	4155
9128337Q7	220254	2000	US TREASURY STRIP	01/09/2015	33,506.50	.000	11/15/2031	50,000.00	2.390	4155
9128337Q7	220356	2000	US TREASURY STRIP	01/20/2015	66,801.00	.000	11/15/2031	100,000.00	2.413	4155
9128337Q7	220444	2000	US TREASURY STRIP	01/26/2015	68,211.00	.000	11/15/2031	100,000.00	2.290	4155
9128337Q7	220463	2000	US TREASURY STRIP	01/26/2015	33,995.50	.000	11/15/2031	50,000.00	2.309	4155
9128337Q7	220483	2000	US TREASURY STRIP	01/26/2015	27,180.40	.000	11/15/2031	40,000.00	2.313	4155
9128337Q7	220511	2000	US TREASURY STRIP	01/27/2015	170,540.00	.000	11/15/2031	250,000.00	2.290	4155
9128337Q7	220615	2000	US TREASURY STRIP	01/29/2015	169,220.00	.000	11/15/2031	250,000.00	2.338	4155
9128337Q7	225029	2000	USTREASURYSTRIP	12/24/2015	163,407.50	.000	11/15/2031	250,000.00	2.693	4155
9128337Q7	225332	2000	USTREASURYSTRIP	02/04/2016	67,408.00	.000	11/15/2031	100,000.00	2.515	4155
9128337Q7	228580	2000	US TREASURY STRI ZERO-% 1	11/14/2016	12,776.04	.000	11/15/2031	18,000.00	2.298	4155
9128337Q7	229097	2000	S 0 11-15-31	01/12/2017	13,257.60	.000	11/15/2031	20,000.00	2.790	4155
9128337Q7	229132	2000	S 0 11-15-31	01/12/2017	13,257.60	.000	11/15/2031	20,000.00	2.790	4155



Run Date: 7/2/2020 6:33:45 AM

Investments Outstanding As Of Date: 6/30/2020

INVENTORY BY MATURITY REPORT

CUSIP	Investment #	Fund	Issuer	Purchase Date	Current Book	Current Rate	Maturity Date	Current Par	YTM	Days to Maturity
9128337Q7	229279	2000	S 0 11-15-31	01/26/2017	164,930.00	.000	11/15/2031	250,000.00	2.830	4155
9128337Q7	229414	2000	S 0 11-15-31	02/02/2017	26,173.20	.000	11/15/2031	40,000.00	2.890	4155
9128337Q7	234366	2000	S 0 11-15-31	11/16/2017	69,082.00	.000	11/15/2031	100,000.00	2.660	4155
9128337Q7	234938	2000	S 0 11-15-31	01/25/2018	27,176.00	.000	11/15/2031	40,000.00	2.820	4155
9128337Q7	235065	2000	S 0 11-15-31	02/02/2018	27,008.40	.000	11/15/2031	40,000.00	2.870	4155
9128337Q7	243392	2000	S 0 11-15-31	11/15/2019	31,009.20	.000	11/15/2031	40,000.00	2.133	4155
9128337Q7	243635	2000	S 0 11-15-31	12/09/2019	31,768.40	.000	11/15/2031	40,000.00	1.940	4155
9128337Q7	243728	2000	S 0 11-15-31	12/16/2019	31,481.60	.000	11/15/2031	40,000.00	2.020	4155
9128334T4	184849	2000	US TREASURY STRIP	02/28/2008	3,607.60	.000	02/15/2032	10,000.00	4.300	4247
9128334T4	185239	2000	US TREASURY STRIP	03/27/2008	3,520.00	.000	02/15/2032	10,000.00	4.419	4247
9128334T4	185630	2000	US TREASURY STRIP	04/16/2008	3,550.00	.000	02/15/2032	10,000.00	4.393	4247
9128334T4	185894	2000	US TREASURY STRIP	04/28/2008	8,568.75	.000	02/15/2032	25,000.00	4.550	4247
9128334T4	191132	2000	US TREASURY STRIP	04/13/2009	2,150.00	.000	02/15/2032	5,000.00	3.729	4247
9128334T4	213299	2000	US TREASURY STRIP	03/25/2013	27,908.00	.000	02/15/2032	50,000.00	3.110	4247
9128334T4	213369	2000	US TREASURY STRIP	03/28/2013	56,007.00	.000	02/15/2032	100,000.00	3.093	4247
9128334T4	213446	2000	US TREASURY STRIP	04/04/2013	28,429.00	.000	02/15/2032	50,000.00	3.015	4247
9128334T4	213513	2000	US TREASURY STRIP	04/12/2013	58,798.00	.000	02/15/2032	100,000.00	2.838	4247
9128334T4	214265	2000	US TREASURY STRIP	05/02/2013	59,636.00	.000	02/15/2032	100,000.00	2.770	4247
9128334T4	216919	2000	US TREASURY STRIP	03/21/2014	131,737.50	.000	02/15/2032	250,000.00	3.610	4247
9128334T4	220887	2000	US TREASURY STRIP	02/13/2015	26,260.40	.000	02/15/2032	40,000.00	2.490	4247
9128334T4	222335	2000	US TREASURY STRIP	04/30/2015	26,179.20	.000	02/15/2032	40,000.00	2.540	4247
9128334T4	225729	2000	USTREASURYSTRIP	03/17/2016	27,251.20	.000	02/15/2032	40,000.00	2.426	4247
9128334T4	225741	2000	USTREASURYSTRIP	03/17/2016	12,445.22	.000	02/15/2032	18,250.00	2.420	4247
9128334T4	229668	2000	S 0 02-15-32	02/24/2017	33,937.28	.000	02/15/2032	52,000.00	2.870	4247
9128334T4	230026	2000	S 0 02-15-32	03/24/2017	261,056.00	.000	02/15/2032	400,000.00	2.885	4247
9128334T4	230121	2000	S 0 02-15-32	03/30/2017	165,257.50	.000	02/15/2032	250,000.00	2.801	4247
9128334T4	230224	2000	S 0 02-15-32	04/06/2017	33,318.50	.000	02/15/2032	50,000.00	2.750	4247
9128334T4	230338	2000	S 0 02-15-32	04/17/2017	26,912.00	.000	02/15/2032	40,000.00	2.690	4247
9128334T4	230978	2000	S 0 02-15-32	04/28/2017	168,337.50	.000	02/15/2032	250,000.00	2.690	4247
9128334T4	235205	2000	S 0 02-15-32	02/15/2018	26,218.80	.000	02/15/2032	40,000.00	3.040	4247
9128334T4	235375	2000	S 0 02-15-32	03/01/2018	26,249.60	.000	02/15/2032	40,000.00	3.040	4247
9128334T4	235400	2000	S 0 02-15-32	03/01/2018	26,158.40	.000	02/15/2032	40,000.00	3.065	4247
9128334T4	235460	2000	S 0 02-15-32	03/05/2018	130,446.00	.000	02/15/2032	200,000.00	3.087	4247



Run Date: 7/2/2020 6:33:45 AM

Investments Outstanding As Of Date: 6/30/2020

INVENTORY BY MATURITY REPORT

CUSIP	Investment #	Fund	Issuer	Purchase Date	Current Book	Current Rate	Maturity Date	Current Par	YTM	Days to Maturity
9128334T4	235533	2000	S 0 02-15-32	03/08/2018	26,230.00	.000	02/15/2032	40,000.00	3.050	4247
9128334T4	236290	2000	S 0 02-15-32	04/26/2018	26,087.20	.000	02/15/2032	40,000.00	3.120	4247
9128334T4	244742	2000	S 0 02-15-32	03/19/2020	35,988.80	.000	02/15/2032	40,000.00	.889	4247
9128334T4	244855	2000	S 0 02-15-32	04/02/2020	22,552.00	.000	02/15/2032	25,000.00	.870	4247
9128337R5	186346	2010	US TREASURY STRIP	05/22/2008	2,429,874.30	.000	05/15/2032	7,538,000.00	4.777	4337
9128337R5	186676	2000	US TREASURY STRIP	06/09/2008	8,090.75	.000	05/15/2032	25,000.00	4.770	4337
9128337R5	187239	2000	US TREASURY STRIP	07/11/2008	3,399.00	.000	05/15/2032	10,000.00	4.577	4337
9128337R5	197115	2000	US TREASURY STRIP	05/11/2010	114,450.73	.000	05/15/2032	306,000.00	4.518	4337
9128337R5	197208	2000	US TREASURY STRIP	05/14/2010	9,127.75	.000	05/15/2032	25,000.00	4.632	4337
9128337R5	198715	2000	US TREASURY STRIP	07/13/2010	40,200.00	.000	05/15/2032	100,000.00	4.217	4337
9128337R5	214717	2000	US TREASURY STRIP	06/17/2013	26,775.50	.000	05/15/2032	50,000.00	3.330	4337
9128337R5	218194	2000	US TREASURY STRIP	06/26/2014	27,300.50	.000	05/15/2032	50,000.00	3.412	4337
9128337R5	218220	2000	US TREASURY STRIP	06/27/2014	27,311.50	.000	05/15/2032	50,000.00	3.410	4337
9128337R5	218590	2000	US TREASURY STRIP	07/31/2014	28,349.00	.000	05/15/2032	50,000.00	3.215	4337
9128337R5	222636	2000	US TREASURY STRIP	05/21/2015	152,347.50	.000	05/15/2032	250,000.00	2.938	4337
9128337R5	226891	2000	US TREASURY STRI ZERO-% 5	05/26/2016	82,810.80	.000	05/15/2032	120,000.00	2.336	4337
9128337R5	227325	2000	US TREASURY STRI ZERO-% 5	07/15/2016	37,149.50	.000	05/15/2032	50,000.00	1.885	4337
9128337R5	227508	2000	US TREASURY STRI ZERO-% 5	07/29/2016	29,302.00	.000	05/15/2032	40,000.00	1.980	4337
9128337R5	227680	2000	US TREASURY STRI ZERO-% 5	08/12/2016	73,195.00	.000	05/15/2032	100,000.00	1.990	4337
9128337R5	231314	2000	S 0 05-15-32	05/11/2017	26,405.20	.000	05/15/2032	40,000.00	2.786	4337
9128337R5	231586	2000	S 0 05-15-32	06/02/2017	27,044.80	.000	05/15/2032	40,000.00	2.635	4337
9128337R5	237026	2000	S 0 05-15-32	06/14/2018	26,104.00	.000	05/15/2032	40,000.00	3.090	4337
9128337R5	237311	2000	S 0 05-15-32	07/06/2018	26,539.60	.000	05/15/2032	40,000.00	2.982	4337
9128337R5	237402	2000	S 0 05-15-32	07/12/2018	26,538.80	.000	05/15/2032	40,000.00	2.986	4337
9128337R5	241265	2000	S 0 05-15-32	05/09/2019	28,285.60	.000	05/15/2032	40,000.00	2.680	4337
9128337R5	241689	2000	S 0 05-15-32	06/21/2019	29,946.80	.000	05/15/2032	40,000.00	2.257	4337
9128337R5	241914	2000	S 0 05-15-32	07/11/2019	30,054.40	.000	05/15/2032	40,000.00	2.238	4337
9128337R5	242032	2000	S 0 05-15-32	07/22/2019	186,802.50	.000	05/15/2032	250,000.00	2.287	4337
9128337R5	242108	2000	S 0 05-15-32	07/26/2019	30,108.00	.000	05/15/2032	40,000.00	2.231	4337
9128337R5	245854	2000	S 0 05-15-32	05/18/2020	36,016.00	.000	05/15/2032	40,000.00	.877	4337
9128337R5	246034	2000	S 0 05-15-32	06/12/2020	35,233.60	.000	05/15/2032	40,000.00	1.067	4337
9128337R5	246096	2000	S 0 05-15-32	06/19/2020	35,448.80	.000	05/15/2032	40,000.00	1.017	4337
9128334U1	188174	2010	US TREASURY STRIP	09/22/2008	211,392.00	.000	08/15/2032	576,000.00	4.239	4429



Run Date: 7/2/2020 6:33:45 AM

Investments Outstanding As Of Date: 6/30/2020

INVENTORY BY MATURITY REPORT

CUSIP	Investment #	Fund	Issuer	Purchase Date	Current Book	Current Rate	Maturity Date	Current Par	YTM	Days to Maturity
9128334U1	215306	2000	US TREASURY STRIP	08/16/2013	24,502.00	.000	08/15/2032	50,000.00	3.790	4429
9128334U1	215630	2000	US TREASURY STRIP	09/26/2013	24,740.00	.000	08/15/2032	50,000.00	3.760	4429
9128334U1	215893	2000	US TREASURY STRIP	11/01/2013	50,917.00	.000	08/15/2032	100,000.00	3.625	4429
9128334U1	218848	2000	US TREASURY STRIP	08/28/2014	230,376.00	.000	08/15/2032	400,000.00	3.095	4429
9128334U1	219040	2000	US TREASURY STRIP	09/18/2014	55,900.00	.000	08/15/2032	100,000.00	3.274	4429
9128334U1	219285	2000	US TREASURY STRIP	10/17/2014	23,940.00	.000	08/15/2032	40,000.00	2.900	4429
9128334U1	224326	2000	USTREASURYSTRIP	10/08/2015	63,901.00	.000	08/15/2032	100,000.00	2.675	4429
9128334U1	224494	2000	USTREASURYSTRIP	10/22/2015	63,913.00	.000	08/15/2032	100,000.00	2.680	4429
9128334U1	224556	2000	USTREASURYSTRIP	10/29/2015	25,555.20	.000	08/15/2032	40,000.00	2.685	4429
9128334U1	228095	2000	US TREASURY STRI ZERO-% 8	09/23/2016	35,536.00	.000	08/15/2032	50,000.00	2.160	4429
9128334U1	228276	2000	US TREASURY STRI ZERO-% 8	10/14/2016	175,682.50	.000	08/15/2032	250,000.00	2.240	4429
9128334U1	234139	2000	S 0 08-15-32	10/26/2017	26,931.60	.000	08/15/2032	40,000.00	2.690	4429
9128334U1	234163	2000	S 0 08-15-32	10/26/2017	33,664.50	.000	08/15/2032	50,000.00	2.690	4429
9128334U1	234198	2000	S 0 08-15-32	10/27/2017	16,784.25	.000	08/15/2032	25,000.00	2.710	4429
9128334U1	237886	2000	S 0 08-15-32	08/23/2018	79,471.20	.000	08/15/2032	120,000.00	2.970	4429
9128334U1	237904	2000	S 0 08-15-32	08/23/2018	26,526.80	.000	08/15/2032	40,000.00	2.960	4429
9128334U1	237941	2000	S 0 08-15-32	08/23/2018	165,577.50	.000	08/15/2032	250,000.00	2.969	4429
9128334U1	238218	2000	S 0 08-15-32	09/13/2018	26,227.20	.000	08/15/2032	40,000.00	3.055	4429
9128334U1	238681	2000	S 0 08-15-32	10/25/2018	253,700.00	.000	08/15/2032	400,000.00	3.325	4429
9128334U1	242349	2000	S 0 08-15-32	08/19/2019	19,911.00	.000	08/15/2032	25,000.00	1.760	4429
9128334U1	242578	2000	S 0 08-15-32	09/06/2019	80,691.00	.000	08/15/2032	100,000.00	1.665	4429
9128334U1	242671	2000	S 0 08-15-32	09/12/2019	63,312.00	.000	08/15/2032	80,000.00	1.818	4429
9128334U1	242808	2000	S 0 08-15-32	09/23/2019	194,235.00	.000	08/15/2032	250,000.00	1.967	4429
9128337S3	189274	2000	US TREASURY STRIP	11/21/2008	1,802.35	.000	11/15/2032	5,000.00	4.300	4521
9128337S3	212660	2000	US TREASURY STRIP	01/17/2013	27,918.00	.000	11/15/2032	50,000.00	2.961	4521
9128337S3	216080	2000	US TREASURY STRIP	11/21/2013	24,560.50	.000	11/15/2032	50,000.00	3.780	4521
9128337S3	216425	2000	US TREASURY STRIP	01/09/2014	47,935.00	.000	11/15/2032	100,000.00	3.940	4521
9128337S3	219702	2000	US TREASURY STRIP	11/20/2014	146,565.00	.000	11/15/2032	250,000.00	2.991	4521
9128337S3	220255	2000	US TREASURY STRIP	01/09/2015	32,604.50	.000	11/15/2032	50,000.00	2.410	4521
9128337S3	220357	2000	US TREASURY STRIP	01/20/2015	64,979.00	.000	11/15/2032	100,000.00	2.434	4521
9128337S3	220445	2000	US TREASURY STRIP	01/26/2015	66,441.00	.000	11/15/2032	100,000.00	2.310	4521
9128337S3	220464	2000	US TREASURY STRIP	01/26/2015	33,136.00	.000	11/15/2032	50,000.00	2.325	4521
9128337S3	220484	2000	US TREASURY STRIP	01/26/2015	26,474.00	.000	11/15/2032	40,000.00	2.332	4521



Run Date: 7/2/2020 6:33:45 AM

Investments Outstanding As Of Date: 6/30/2020

INVENTORY BY MATURITY REPORT

CUSIP	Investment #	Fund	Issuer	Purchase Date	Current Book	Current Rate	Maturity Date	Current Par	YTM	Days to Maturity
9128337S3	220512	2000	US TREASURY STRIP	01/27/2015	166,115.00	.000	11/15/2032	250,000.00	2.310	4521
9128337S3	220616	2000	US TREASURY STRIP	01/29/2015	165,100.00	.000	11/15/2032	250,000.00	2.346	4521
9128337S3	225030	2000	USTREASURYSTRIP	12/24/2015	157,917.50	.000	11/15/2032	250,000.00	2.738	4521
9128337S3	225333	2000	USTREASURYSTRIP	02/04/2016	64,965.00	.000	11/15/2032	100,000.00	2.587	4521
9128337S3	228581	2000	US TREASURY STRI ZERO-% 1	11/14/2016	13,071.24	.000	11/15/2032	19,000.00	2.351	4521
9128337S3	229101	2000	S 0 11-15-32	01/12/2017	12,835.00	.000	11/15/2032	20,000.00	2.820	4521
9128337S3	229133	2000	S 0 11-15-32	01/12/2017	12,835.00	.000	11/15/2032	20,000.00	2.820	4521
9128337S3	229280	2000	S 0 11-15-32	01/26/2017	159,365.00	.000	11/15/2032	250,000.00	2.870	4521
9128337S3	229415	2000	S 0 11-15-32	02/02/2017	25,314.80	.000	11/15/2032	40,000.00	2.920	4521
9128337S3	234367	2000	S 0 11-15-32	11/16/2017	66,884.00	.000	11/15/2032	100,000.00	2.700	4521
9128337S3	234939	2000	S 0 11-15-32	01/25/2018	26,348.40	.000	11/15/2032	40,000.00	2.840	4521
9128337S3	235066	2000	S 0 11-15-32	02/02/2018	26,173.20	.000	11/15/2032	40,000.00	2.890	4521
9128337S3	243393	2000	S 0 11-15-32	11/15/2019	30,198.80	.000	11/15/2032	40,000.00	2.174	4521
9128337S3	243636	2000	S 0 11-15-32	12/09/2019	31,001.60	.000	11/15/2032	40,000.00	1.980	4521
9128337S3	243729	2000	S 0 11-15-32	12/16/2019	30,737.20	.000	11/15/2032	40,000.00	2.050	4521
9128334V9	185240	2000	US TREASURY STRIP	03/27/2008	3,395.00	.000	02/15/2033	10,000.00	4.388	4613
9128334V9	185631	2000	US TREASURY STRIP	04/16/2008	3,425.00	.000	02/15/2033	10,000.00	4.362	4613
9128334V9	185895	2000	US TREASURY STRIP	04/28/2008	8,192.00	.000	02/15/2033	25,000.00	4.550	4613
9128334V9	191133	2000	US TREASURY STRIP	04/13/2009	2,100.00	.000	02/15/2033	5,000.00	3.672	4613
9128334V9	213370	2000	US TREASURY STRIP	03/28/2013	53,837.00	.000	02/15/2033	100,000.00	3.138	4613
9128334V9	216920	2000	US TREASURY STRIP	03/21/2014	126,167.50	.000	02/15/2033	250,000.00	3.650	4613
9128334V9	220888	2000	US TREASURY STRIP	02/13/2015	25,527.60	.000	02/15/2033	40,000.00	2.510	4613
9128334V9	222337	2000	US TREASURY STRIP	04/30/2015	25,347.60	.000	02/15/2033	40,000.00	2.580	4613
9128334V9	225731	2000	USTREASURYSTRIP	03/17/2016	26,375.60	.000	02/15/2033	40,000.00	2.477	4613
9128334V9	225743	2000	USTREASURYSTRIP	03/17/2016	12,048.28	.000	02/15/2033	18,250.00	2.470	4613
9128334V9	229669	2000	S 0 02-15-33	02/24/2017	32,802.64	.000	02/15/2033	52,000.00	2.905	4613
9128334V9	230027	2000	S 0 02-15-33	03/24/2017	252,100.00	.000	02/15/2033	400,000.00	2.925	4613
9128334V9	230122	2000	S 0 02-15-33	03/30/2017	159,667.50	.000	02/15/2033	250,000.00	2.843	4613
9128334V9	230225	2000	S 0 02-15-33	04/06/2017	32,168.00	.000	02/15/2033	50,000.00	2.800	4613
9128334V9	230339	2000	S 0 02-15-33	04/17/2017	26,039.20	.000	02/15/2033	40,000.00	2.730	4613
9128334V9	230979	2000	S 0 02-15-33	04/28/2017	162,880.00	.000	02/15/2033	250,000.00	2.730	4613
9128334V9	235206	2000	S 0 02-15-33	02/15/2018	25,364.80	.000	02/15/2033	40,000.00	3.060	4613
9128334V9	235376	2000	S 0 02-15-33	03/01/2018	25,394.40	.000	02/15/2033	40,000.00	3.060	4613



Run Date: 7/2/2020 6:33:45 AM

Investments Outstanding As Of Date: 6/30/2020

INVENTORY BY MATURITY REPORT

CUSIP	Investment #	Fund	Issuer	Purchase Date	Current Book	Current Rate	Maturity Date	Current Par	YTM	Days to Maturity
9128334V9	235401	2000	S 0 02-15-33	03/01/2018	25,304.00	.000	02/15/2033	40,000.00	3.084	4613
9128334V9	235461	2000	S 0 02-15-33	03/05/2018	126,176.00	.000	02/15/2033	200,000.00	3.105	4613
9128334V9	235534	2000	S 0 02-15-33	03/08/2018	25,373.20	.000	02/15/2033	40,000.00	3.070	4613
9128334V9	236291	2000	S 0 02-15-33	04/26/2018	25,254.80	.000	02/15/2033	40,000.00	3.130	4613
9128334V9	244743	2000	S 0 02-15-33	03/19/2020	35,533.60	.000	02/15/2033	40,000.00	.919	4613
9128334V9	244856	2000	S 0 02-15-33	04/02/2020	22,242.75	.000	02/15/2033	25,000.00	.910	4613
9128337T1	186347	2010	US TREASURY STRIP	05/22/2008	2,332,634.10	.000	05/15/2033	7,538,000.00	4.751	4702
9128337T1	186677	2000	US TREASURY STRIP	06/09/2008	7,699.50	.000	05/15/2033	25,000.00	4.780	4702
9128337T1	187240	2000	US TREASURY STRIP	07/11/2008	3,258.10	.000	05/15/2033	10,000.00	4.565	4702
9128337T1	197116	2000	US TREASURY STRIP	05/11/2010	109,083.49	.000	05/15/2033	306,000.00	4.533	4702
9128337T1	197209	2000	US TREASURY STRIP	05/14/2010	8,693.75	.000	05/15/2033	25,000.00	4.645	4702
9128337T1	198716	2000	US TREASURY STRIP	07/13/2010	38,350.00	.000	05/15/2033	100,000.00	4.241	4702
9128337T1	218195	2000	US TREASURY STRIP	06/26/2014	26,236.00	.000	05/15/2033	50,000.00	3.444	4702
9128337T1	218221	2000	US TREASURY STRIP	06/27/2014	26,142.00	.000	05/15/2033	50,000.00	3.464	4702
9128337T1	218591	2000	US TREASURY STRIP	07/31/2014	27,307.50	.000	05/15/2033	50,000.00	3.245	4702
9128337T1	222635	2000	US TREASURY STRIP	05/21/2015	146,737.50	.000	05/15/2033	250,000.00	2.985	4702
9128337T1	226892	2000	US TREASURY STRI ZERO-% 5	05/26/2016	80,301.60	.000	05/15/2033	120,000.00	2.381	4702
9128337T1	227326	2000	US TREASURY STRI ZERO-% 5	07/15/2016	36,186.50	.000	05/15/2033	50,000.00	1.930	4702
9128337T1	227509	2000	US TREASURY STRI ZERO-% 5	07/29/2016	28,468.80	.000	05/15/2033	40,000.00	2.035	4702
9128337T1	227681	2000	US TREASURY STRI ZERO-% 5	08/12/2016	71,286.00	.000	05/15/2033	100,000.00	2.030	4702
9128337T1	231315	2000	S 0 05-15-33	05/11/2017	25,498.80	.000	05/15/2033	40,000.00	2.832	4702
9128337T1	231588	2000	S 0 05-15-33	06/02/2017	26,160.00	.000	05/15/2033	40,000.00	2.680	4702
9128337T1	237025	2000	S 0 05-15-33	06/14/2018	25,315.60	.000	05/15/2033	40,000.00	3.090	4702
9128337T1	237312	2000	S 0 05-15-33	07/06/2018	25,758.80	.000	05/15/2033	40,000.00	2.984	4702
9128337T1	237401	2000	S 0 05-15-33	07/12/2018	25,758.00	.000	05/15/2033	40,000.00	2.987	4702
9128337T1	241266	2000	S 0 05-15-33	05/09/2019	27,428.40	.000	05/15/2033	40,000.00	2.710	4702
9128337T1	241690	2000	S 0 05-15-33	06/21/2019	29,118.00	.000	05/15/2033	40,000.00	2.298	4702
9128337T1	241915	2000	S 0 05-15-33	07/11/2019	29,232.00	.000	05/15/2033	40,000.00	2.278	4702
9128337T1	242034	2000	S 0 05-15-33	07/22/2019	181,435.00	.000	05/15/2033	250,000.00	2.334	4702
9128337T1	242109	2000	S 0 05-15-33	07/26/2019	29,267.20	.000	05/15/2033	40,000.00	2.276	4702
9128337T1	245855	2000	S 0 05-15-33	05/18/2020	35,458.80	.000	05/15/2033	40,000.00	.930	4702
9128337T1	246035	2000	S 0 05-15-33	06/12/2020	34,584.00	.000	05/15/2033	40,000.00	1.129	4702
9128337T1	246097	2000	S 0 05-15-33	06/19/2020	34,848.40	.000	05/15/2033	40,000.00	1.071	4702



Run Date: 7/2/2020 6:33:45 AM

Investments Outstanding As Of Date: 6/30/2020

INVENTORY BY MATURITY REPORT

CUSIP	Investment #	Fund	Issuer	Purchase Date	Current Book	Current Rate	Maturity Date	Current Par	YTM	Days to Maturity
9128334W7	188175	2010	US TREASURY STRIP	09/22/2008	202,705.92	.000	08/15/2033	576,000.00	4.239	4794
9128334W7	218849	2000	US TREASURY STRIP	08/28/2014	222,368.00	.000	08/15/2033	400,000.00	3.120	4794
9128334W7	219041	2000	US TREASURY STRIP	09/18/2014	53,750.00	.000	08/15/2033	100,000.00	3.311	4794
9128334W7	219274	2000	US TREASURY STRIP	10/17/2014	23,088.80	.000	08/15/2033	40,000.00	2.940	4794
9128334W7	224327	2000	USTREASURYSTRIP	10/08/2015	61,680.00	.000	08/15/2033	100,000.00	2.725	4794
9128334W7	224495	2000	USTREASURYSTRIP	10/22/2015	61,689.00	.000	08/15/2033	100,000.00	2.730	4794
9128334W7	224557	2000	USTREASURYSTRIP	10/29/2015	24,678.00	.000	08/15/2033	40,000.00	2.732	4794
9128334W7	228096	2000	US TREASURY STRI ZERO-% 8	09/23/2016	34,520.50	.000	08/15/2033	50,000.00	2.205	4794
9128334W7	228277	2000	US TREASURY STRI ZERO-% 8	10/14/2016	170,105.00	.000	08/15/2033	250,000.00	2.300	4794
9128334W7	234140	2000	S 0 08-15-33	10/26/2017	26,058.40	.000	08/15/2033	40,000.00	2.730	4794
9128334W7	234164	2000	S 0 08-15-33	10/26/2017	32,624.00	.000	08/15/2033	50,000.00	2.720	4794
9128334W7	234199	2000	S 0 08-15-33	10/27/2017	16,237.00	.000	08/15/2033	25,000.00	2.750	4794
9128334W7	237885	2000	S 0 08-15-33	08/23/2018	77,162.40	.000	08/15/2033	120,000.00	2.970	4794
9128334W7	237905	2000	S 0 08-15-33	08/23/2018	25,720.80	.000	08/15/2033	40,000.00	2.970	4794
9128334W7	237942	2000	S 0 08-15-33	08/23/2018	160,577.50	.000	08/15/2033	250,000.00	2.977	4794
9128334W7	238219	2000	S 0 08-15-33	09/13/2018	25,410.40	.000	08/15/2033	40,000.00	3.064	4794
9128334W7	238680	2000	S 0 08-15-33	10/25/2018	245,112.00	.000	08/15/2033	400,000.00	3.335	4794
9128334W7	242350	2000	S 0 08-15-33	08/19/2019	19,456.75	.000	08/15/2033	25,000.00	1.800	4794
9128334W7	242579	2000	S 0 08-15-33	09/06/2019	78,859.00	.000	08/15/2033	100,000.00	1.711	4794
9128334W7	242672	2000	S 0 08-15-33	09/12/2019	61,834.40	.000	08/15/2033	80,000.00	1.858	4794
9128334W7	242809	2000	S 0 08-15-33	09/23/2019	189,880.00	.000	08/15/2033	250,000.00	1.990	4794
9128337U8	189275	2000	US TREASURY STRIP	11/21/2008	1,727.25	.000	11/15/2033	5,000.00	4.300	4886
9128337U8	216426	2000	US TREASURY STRIP	01/09/2014	45,822.00	.000	11/15/2033	100,000.00	3.971	4886
9128337U8	219703	2000	US TREASURY STRIP	11/20/2014	141,650.00	.000	11/15/2033	250,000.00	3.015	4886
9128337U8	220256	2000	US TREASURY STRIP	01/09/2015	31,833.00	.000	11/15/2033	50,000.00	2.410	4886
9128337U8	220358	2000	US TREASURY STRIP	01/20/2015	63,356.00	.000	11/15/2033	100,000.00	2.440	4886
9128337U8	220446	2000	US TREASURY STRIP	01/26/2015	64,873.00	.000	11/15/2033	100,000.00	2.315	4886
9128337U8	220465	2000	US TREASURY STRIP	01/26/2015	32,367.00	.000	11/15/2033	50,000.00	2.327	4886
9128337U8	220485	2000	US TREASURY STRIP	01/26/2015	25,843.20	.000	11/15/2033	40,000.00	2.337	4886
9128337U8	220513	2000	US TREASURY STRIP	01/27/2015	162,342.50	.000	11/15/2033	250,000.00	2.310	4886
9128337U8	220617	2000	US TREASURY STRIP	01/29/2015	161,355.00	.000	11/15/2033	250,000.00	2.344	4886
9128337U8	225031	2000	USTREASURYSTRIP	12/24/2015	152,427.50	.000	11/15/2033	250,000.00	2.784	4886
9128337U8	225334	2000	USTREASURYSTRIP	02/04/2016	62,696.00	.000	11/15/2033	100,000.00	2.644	4886



Run Date: 7/2/2020 6:33:45 AM

Investments Outstanding As Of Date: 6/30/2020

INVENTORY BY MATURITY REPORT

CUSIP	Investment #	Fund	Issuer	Purchase Date	Current Book	Current Rate	Maturity Date	Current Par	YTM	Days to Maturity
9128337U8	228582	2000	US TREASURY STRI ZERO-% 1	11/14/2016	11,987.82	.000	11/15/2033	18,000.00	2.405	4886
9128337U8	229103	2000	S 0 11-15-33	01/12/2017	12,397.80	.000	11/15/2033	20,000.00	2.860	4886
9128337U8	229134	2000	S 0 11-15-33	01/12/2017	12,397.80	.000	11/15/2033	20,000.00	2.860	4886
9128337U8	229281	2000	S 0 11-15-33	01/26/2017	154,120.00	.000	11/15/2033	250,000.00	2.900	4886
9128337U8	229400	2000	S 0 11-15-33	02/02/2017	24,429.20	.000	11/15/2033	40,000.00	2.960	4886
9128337U8	234368	2000	S 0 11-15-33	11/16/2017	64,806.00	.000	11/15/2033	100,000.00	2.730	4886
9128337U8	234940	2000	S 0 11-15-33	01/25/2018	25,536.00	.000	11/15/2033	40,000.00	2.860	4886
9128337U8	235067	2000	S 0 11-15-33	02/02/2018	25,354.00	.000	11/15/2033	40,000.00	2.910	4886
9128337U8	243394	2000	S 0 11-15-33	11/15/2019	29,390.00	.000	11/15/2033	40,000.00	2.214	4886
9128337U8	243637	2000	S 0 11-15-33	12/09/2019	30,188.00	.000	11/15/2033	40,000.00	2.030	4886
9128337U8	243730	2000	S 0 11-15-33	12/16/2019	29,951.20	.000	11/15/2033	40,000.00	2.090	4886
9128334X5	185241	2000	US TREASURY STRIP	03/27/2008	3,250.00	.000	02/15/2034	10,000.00	6.638	4978
9128334X5	185637	2000	US TREASURY STRIP	04/16/2008	3,300.00	.000	02/15/2034	10,000.00	6.546	4978
9128334X5	185897	2000	US TREASURY STRIP	04/28/2008	7,851.25	.000	02/15/2034	25,000.00	6.844	4978
9128334X5	191134	2000	US TREASURY STRIP	04/13/2009	2,050.00	.000	02/15/2034	5,000.00	5.248	4978
9128334X5	213371	2000	US TREASURY STRIP	03/28/2013	51,738.00	.000	02/15/2034	100,000.00	3.865	4978
9128334X5	220890	2000	US TREASURY STRIP	02/13/2015	24,852.00	.000	02/15/2034	40,000.00	2.784	4978
9128334X5	222338	2000	US TREASURY STRIP	04/30/2015	24,569.20	.000	02/15/2034	40,000.00	2.852	4978
9128334X5	225733	2000	USTREASURYSTRIP	03/17/2016	25,461.20	.000	02/15/2034	40,000.00	2.642	4978
9128334X5	225745	2000	USTREASURYSTRIP	03/17/2016	11,632.00	.000	02/15/2034	18,250.00	2.634	4978
9128334X5	229670	2000	S 0 02-15-34	02/24/2017	31,631.08	.000	02/15/2034	52,000.00	2.950	4978
9128334X5	230028	2000	S 0 02-15-34	03/24/2017	243,056.00	.000	02/15/2034	400,000.00	2.970	4978
9128334X5	230123	2000	S 0 02-15-34	03/30/2017	154,300.00	.000	02/15/2034	250,000.00	2.879	4978
9128334X5	230226	2000	S 0 02-15-34	04/06/2017	31,027.00	.000	02/15/2034	50,000.00	2.850	4978
9128334X5	230340	2000	S 0 02-15-34	04/17/2017	25,133.20	.000	02/15/2034	40,000.00	2.780	4978
9128334X5	230980	2000	S 0 02-15-34	04/28/2017	157,215.00	.000	02/15/2034	250,000.00	2.780	4978
9128334X5	235207	2000	S 0 02-15-34	02/15/2018	24,567.20	.000	02/15/2034	40,000.00	3.070	4978
9128334X5	235377	2000	S 0 02-15-34	03/01/2018	24,557.60	.000	02/15/2034	40,000.00	3.080	4978
9128334X5	235402	2000	S 0 02-15-34	03/01/2018	24,468.40	.000	02/15/2034	40,000.00	3.103	4978
9128334X5	235462	2000	S 0 02-15-34	03/05/2018	122,174.00	.000	02/15/2034	200,000.00	3.114	4978
9128334X5	235535	2000	S 0 02-15-34	03/08/2018	24,554.80	.000	02/15/2034	40,000.00	3.084	4978
9128334X5	236292	2000	S 0 02-15-34	04/26/2018	24,482.80	.000	02/15/2034	40,000.00	3.130	4978
9128334X5	244744	2000	S 0 02-15-34	03/19/2020	35,112.00	.000	02/15/2034	40,000.00	.939	4978



Run Date: 7/2/2020 6:33:45 AM

Investments Outstanding As Of Date: 6/30/2020

INVENTORY BY MATURITY REPORT

CUSIP	Investment #	Fund	Issuer	Purchase Date	Current Book	Current Rate	Maturity Date	Current Par	YTM	Days to Maturity
9128334X5	244857	2000	S 0 02-15-34	04/02/2020	21,860.00	.000	02/15/2034	25,000.00	.970	4978
9128337V6	186678	2000	US TREASURY STRIP	06/09/2008	7,362.75	.000	05/15/2034	25,000.00	4.770	5067
9128337V6	187241	2000	US TREASURY STRIP	07/11/2008	3,117.50	.000	05/15/2034	10,000.00	4.561	5067
9128337V6	197117	2000	US TREASURY STRIP	05/11/2010	104,429.23	.000	05/15/2034	306,000.00	4.528	5067
9128337V6	197210	2000	US TREASURY STRIP	05/14/2010	8,303.75	.000	05/15/2034	25,000.00	4.645	5067
9128337V6	198717	2000	US TREASURY STRIP	07/13/2010	36,650.00	.000	05/15/2034	100,000.00	4.255	5067
9128337V6	222633	2000	US TREASURY STRIP	05/21/2015	141,057.50	.000	05/15/2034	250,000.00	3.037	5067
9128337V6	226893	2000	US TREASURY STRI ZERO-% 5	05/26/2016	77,565.60	.000	05/15/2034	120,000.00	2.443	5067
9128337V6	227327	2000	US TREASURY STRI ZERO-% 5	07/15/2016	35,154.50	.000	05/15/2034	50,000.00	1.985	5067
9128337V6	227510	2000	US TREASURY NOTE ZERO-%	07/29/2016	27,629.20	.000	05/15/2034	40,000.00	2.090	5067
9128337V6	227682	2000	US TREASURY STRI ZERO-% 5	08/12/2016	69,127.00	.000	05/15/2034	100,000.00	2.090	5067
9128337V6	231292	2000	S 0 05-15-34	05/11/2017	24,601.20	.000	05/15/2034	40,000.00	2.878	5067
9128337V6	231590	2000	S 0 05-15-34	06/02/2017	25,260.40	.000	05/15/2034	40,000.00	2.730	5067
9128337V6	237024	2000	S 0 05-15-34	06/14/2018	24,512.80	.000	05/15/2034	40,000.00	3.100	5067
9128337V6	237313	2000	S 0 05-15-34	07/06/2018	24,991.20	.000	05/15/2034	40,000.00	2.988	5067
9128337V6	237400	2000	S 0 05-15-34	07/12/2018	25,022.40	.000	05/15/2034	40,000.00	2.983	5067
9128337V6	241267	2000	S 0 05-15-34	05/09/2019	26,542.40	.000	05/15/2034	40,000.00	2.750	5067
9128337V6	241691	2000	S 0 05-15-34	06/21/2019	28,318.40	.000	05/15/2034	40,000.00	2.331	5067
9128337V6	241916	2000	S 0 05-15-34	07/11/2019	28,412.40	.000	05/15/2034	40,000.00	2.317	5067
9128337V6	242035	2000	S 0 05-15-34	07/22/2019	176,242.50	.000	05/15/2034	250,000.00	2.374	5067
9128337V6	242110	2000	S 0 05-15-34	07/26/2019	28,412.00	.000	05/15/2034	40,000.00	2.324	5067
9128337V6	245856	2000	S 0 05-15-34	05/18/2020	34,906.80	.000	05/15/2034	40,000.00	.976	5067
9128337V6	246036	2000	S 0 05-15-34	06/12/2020	33,951.20	.000	05/15/2034	40,000.00	1.181	5067
9128337V6	246098	2000	S 0 05-15-34	06/19/2020	34,212.00	.000	05/15/2034	40,000.00	1.127	5067
9128334Y3	218850	2000	US TREASURY STRIP	08/28/2014	214,320.00	.000	08/15/2034	400,000.00	3.150	5159
9128334Y3	219276	2000	US TREASURY STRIP	10/17/2014	22,337.20	.000	08/15/2034	40,000.00	2.960	5159
9128334Y3	224328	2000	USTREASURYSTRIP	10/08/2015	59,532.00	.000	08/15/2034	100,000.00	2.770	5159
9128334Y3	224466	2000	USTREASURYSTRIP	10/22/2015	59,484.00	.000	08/15/2034	100,000.00	2.780	5159
9128334Y3	224558	2000	USTREASURYSTRIP	10/29/2015	23,804.40	.000	08/15/2034	40,000.00	2.780	5159
9128334Y3	228097	2000	US TREASURY STRI ZERO-% 8	09/23/2016	33,415.00	.000	08/15/2034	50,000.00	2.265	5159
9128334Y3	228278	2000	US TREASURY STRI ZERO-% 8	10/14/2016	164,655.00	.000	08/15/2034	250,000.00	2.355	5159
9128334Y3	234141	2000	S 0 08-15-34	10/26/2017	25,235.60	.000	08/15/2034	40,000.00	2.760	5159
9128334Y3	234165	2000	S 0 08-15-34	10/26/2017	31,596.50	.000	08/15/2034	50,000.00	2.750	5159



Run Date: 7/2/2020 6:33:45 AM

Investments Outstanding As Of Date: 6/30/2020

INVENTORY BY MATURITY REPORT

CUSIP	Investment #	Fund	Issuer	Purchase Date	Current Book	Current Rate	Maturity Date	Current Par	YTM	Days to Maturity
9128334Y3	234200	2000	S 0 08-15-34	10/27/2017	15,721.25	.000	08/15/2034	25,000.00	2.780	5159
9128334Y3	237884	2000	S 0 08-15-34	08/23/2018	74,920.80	.000	08/15/2034	120,000.00	2.970	5159
9128334Y3	237906	2000	S 0 08-15-34	08/23/2018	24,973.60	.000	08/15/2034	40,000.00	2.970	5159
9128334Y3	237943	2000	S 0 08-15-34	08/23/2018	155,855.00	.000	08/15/2034	250,000.00	2.979	5159
9128334Y3	238220	2000	S 0 08-15-34	09/13/2018	24,618.40	.000	08/15/2034	40,000.00	3.072	5159
9128334Y3	238679	2000	S 0 08-15-34	10/25/2018	236,588.00	.000	08/15/2034	400,000.00	3.350	5159
9128334Y3	242351	2000	S 0 08-15-34	08/19/2019	18,998.00	.000	08/15/2034	25,000.00	1.840	5159
9128334Y3	242580	2000	S 0 08-15-34	09/06/2019	77,009.00	.000	08/15/2034	100,000.00	1.756	5159
9128334Y3	242673	2000	S 0 08-15-34	09/12/2019	60,343.20	.000	08/15/2034	80,000.00	1.898	5159
9128334Y3	242810	2000	S 0 08-15-34	09/23/2019	185,200.00	.000	08/15/2034	250,000.00	2.025	5159
9128337W4	189276	2000	US TREASURY STRIP	11/21/2008	1,676.50	.000	11/15/2034	5,000.00	4.250	5251
9128337W4	220257	2000	US TREASURY STRIP	01/09/2015	31,018.50	.000	11/15/2034	50,000.00	2.420	5251
9128337W4	220359	2000	US TREASURY STRIP	01/20/2015	61,815.00	.000	11/15/2034	100,000.00	2.442	5251
9128337W4	220447	2000	US TREASURY STRIP	01/26/2015	63,458.00	.000	11/15/2034	100,000.00	2.310	5251
9128337W4	220466	2000	US TREASURY STRIP	01/26/2015	31,645.50	.000	11/15/2034	50,000.00	2.324	5251
9128337W4	220486	2000	US TREASURY STRIP	01/26/2015	25,269.20	.000	11/15/2034	40,000.00	2.333	5251
9128337W4	220514	2000	US TREASURY STRIP	01/27/2015	158,657.50	.000	11/15/2034	250,000.00	2.310	5251
9128337W4	220619	2000	US TREASURY STRIP	01/29/2015	157,825.00	.000	11/15/2034	250,000.00	2.337	5251
9128337W4	225032	2000	USTREASURYSTRIP	12/24/2015	146,947.50	.000	11/15/2034	250,000.00	2.832	5251
9128337W4	225335	2000	USTREASURYSTRIP	02/04/2016	60,693.00	.000	11/15/2034	100,000.00	2.677	5251
9128337W4	228583	2000	US TREASURY STRI ZERO-% 1	11/14/2016	11,594.88	.000	11/15/2034	18,000.00	2.458	5251
9128337W4	229106	2000	S 0 11-15-34	01/12/2017	11,966.20	.000	11/15/2034	20,000.00	2.900	5251
9128337W4	229135	2000	S 0 11-15-34	01/12/2017	11,966.20	.000	11/15/2034	20,000.00	2.900	5251
9128337W4	229282	2000	S 0 11-15-34	01/26/2017	148,697.50	.000	11/15/2034	250,000.00	2.940	5251
9128337W4	229401	2000	S 0 11-15-34	02/02/2017	23,556.00	.000	11/15/2034	40,000.00	3.000	5251
9128337W4	234369	2000	S 0 11-15-34	11/16/2017	62,756.00	.000	11/15/2034	100,000.00	2.760	5251
9128337W4	234941	2000	S 0 11-15-34	01/25/2018	24,780.00	.000	11/15/2034	40,000.00	2.870	5251
9128337W4	235069	2000	S 0 11-15-34	02/02/2018	24,591.20	.000	11/15/2034	40,000.00	2.920	5251
9128337W4	243395	2000	S 0 11-15-34	11/15/2019	28,580.40	.000	11/15/2034	40,000.00	2.254	5251
9128337W4	243638	2000	S 0 11-15-34	12/09/2019	29,410.00	.000	11/15/2034	40,000.00	2.070	5251
9128337W4	243731	2000	S 0 11-15-34	12/16/2019	29,205.20	.000	11/15/2034	40,000.00	2.120	5251
9128334Z0	185242	2000	US TREASURY STRIP	03/27/2008	3,120.00	.000	02/15/2035	10,000.00	4.379	5343
9128334Z0	185632	2000	US TREASURY STRIP	04/16/2008	3,150.00	.000	02/15/2035	10,000.00	4.352	5343



Run Date: 7/2/2020 6:33:45 AM

Investments Outstanding As Of Date: 6/30/2020

INVENTORY BY MATURITY REPORT

CUSIP	Investment #	Fund	Issuer	Purchase Date	Current Book	Current Rate	Maturity Date	Current Par	YTM	Days to Maturity
9128334Z0	185898	2000	US TREASURY STRIP	04/28/2008	7,546.00	.000	02/15/2035	25,000.00	4.520	5343
9128334Z0	191135	2000	US TREASURY STRIP	04/13/2009	2,000.00	.000	02/15/2035	5,000.00	3.577	5343
9128334Z0	213372	2000	US TREASURY STRIP	03/28/2013	49,712.00	.000	02/15/2035	100,000.00	3.219	5343
9128334Z0	220880	2000	US TREASURY STRIP	02/13/2015	24,189.60	.000	02/15/2035	40,000.00	2.530	5343
9128334Z0	222339	2000	US TREASURY STRIP	04/30/2015	23,800.40	.000	02/15/2035	40,000.00	2.640	5343
9128334Z0	225736	2000	USTREASURYSTRIP	03/17/2016	24,701.20	.000	02/15/2035	40,000.00	2.565	5343
9128334Z0	225746	2000	USTREASURYSTRIP	03/17/2016	11,279.79	.000	02/15/2035	18,250.00	2.560	5343
9128334Z0	229671	2000	S 0 02-15-35	02/24/2017	30,528.16	.000	02/15/2035	52,000.00	2.985	5343
9128334Z0	230029	2000	S 0 02-15-35	03/24/2017	234,748.00	.000	02/15/2035	400,000.00	3.000	5343
9128334Z0	230124	2000	S 0 02-15-35	03/30/2017	148,977.50	.000	02/15/2035	250,000.00	2.916	5343
9128334Z0	230227	2000	S 0 02-15-35	04/06/2017	29,949.50	.000	02/15/2035	50,000.00	2.890	5343
9128334Z0	230341	2000	S 0 02-15-35	04/17/2017	24,277.20	.000	02/15/2035	40,000.00	2.820	5343
9128334Z0	230981	2000	S 0 02-15-35	04/28/2017	151,595.00	.000	02/15/2035	250,000.00	2.830	5343
9128334Z0	235208	2000	S 0 02-15-35	02/15/2018	23,790.00	.000	02/15/2035	40,000.00	3.080	5343
9128334Z0	235378	2000	S 0 02-15-35	03/01/2018	23,778.40	.000	02/15/2035	40,000.00	3.090	5343
9128334Z0	235403	2000	S 0 02-15-35	03/01/2018	23,674.80	.000	02/15/2035	40,000.00	3.116	5343
9128334Z0	235463	2000	S 0 02-15-35	03/05/2018	118,220.00	.000	02/15/2035	200,000.00	3.126	5343
9128334Z0	235536	2000	S 0 02-15-35	03/08/2018	23,759.20	.000	02/15/2035	40,000.00	3.098	5343
9128334Z0	236293	2000	S 0 02-15-35	04/26/2018	23,734.00	.000	02/15/2035	40,000.00	3.130	5343
9128334Z0	244745	2000	S 0 02-15-35	03/19/2020	34,696.80	.000	02/15/2035	40,000.00	.956	5343
9128334Z0	244858	2000	S 0 02-15-35	04/02/2020	21,585.50	.000	02/15/2035	25,000.00	.990	5343
912833X88	186679	2000	US TREASURY STRIP	06/09/2008	7,060.75	.000	05/15/2035	25,000.00	4.750	5432
912833X88	187242	2000	US TREASURY STRIP	07/11/2008	2,998.90	.000	05/15/2035	10,000.00	4.537	5432
912833X88	197118	2000	US TREASURY STRIP	05/11/2010	99,845.35	.000	05/15/2035	306,000.00	4.528	5432
912833X88	197211	2000	US TREASURY STRIP	05/14/2010	7,921.25	.000	05/15/2035	25,000.00	4.650	5432
912833X88	198718	2000	US TREASURY STRIP	07/13/2010	35,200.00	.000	05/15/2035	100,000.00	4.248	5432
912833X88	226894	2000	US TREASURY STRI ZERO-% 5	05/26/2016	75,168.00	.000	05/15/2035	120,000.00	2.481	5432
912833X88	227328	2000	US TREASURY STRI ZERO-% 5	07/15/2016	34,211.00	.000	05/15/2035	50,000.00	2.025	5432
912833X88	227511	2000	US TREASURY STRI ZERO-% 5	07/29/2016	26,860.00	.000	05/15/2035	40,000.00	2.130	5432
912833X88	227683	2000	US TREASURY STRI ZERO-% 5	08/12/2016	67,204.00	.000	05/15/2035	100,000.00	2.130	5432
912833X88	231293	2000	S 0 05-15-35	05/11/2017	23,751.60	.000	05/15/2035	40,000.00	2.915	5432
912833X88	231592	2000	S 0 05-15-35	06/02/2017	24,411.20	.000	05/15/2035	40,000.00	2.770	5432
912833X88	237022	2000	S 0 05-15-35	06/14/2018	23,770.00	.000	05/15/2035	40,000.00	3.100	5432



Run Date: 7/2/2020 6:33:45 AM

Investments Outstanding As Of Date: 6/30/2020

INVENTORY BY MATURITY REPORT

CUSIP	Investment #	Fund	Issuer	Purchase Date	Current Book	Current Rate	Maturity Date	Current Par	YTM	Days to Maturity
912833X88	237325	2000	S 0 05-15-35	07/06/2018	24,273.60	.000	05/15/2035	40,000.00	2.985	5432
912833X88	237399	2000	S 0 05-15-35	07/12/2018	24,313.60	.000	05/15/2035	40,000.00	2.978	5432
912833X88	241268	2000	S 0 05-15-35	05/09/2019	25,745.60	.000	05/15/2035	40,000.00	2.770	5432
912833X88	241692	2000	S 0 05-15-35	06/21/2019	27,530.80	.000	05/15/2035	40,000.00	2.363	5432
912833X88	241917	2000	S 0 05-15-35	07/11/2019	27,624.00	.000	05/15/2035	40,000.00	2.350	5432
912833X88	242033	2000	S 0 05-15-35	07/22/2019	171,195.00	.000	05/15/2035	250,000.00	2.409	5432
912833X88	242111	2000	S 0 05-15-35	07/26/2019	27,585.60	.000	05/15/2035	40,000.00	2.365	5432
912833X88	245857	2000	S 0 05-15-35	05/18/2020	34,317.60	.000	05/15/2035	40,000.00	1.025	5432
912833X88	246037	2000	S 0 05-15-35	06/12/2020	33,296.00	.000	05/15/2035	40,000.00	1.233	5432
912833X88	246099	2000	S 0 05-15-35	06/19/2020	33,605.20	.000	05/15/2035	40,000.00	1.172	5432
9128335A4	218851	2000	US TREASURY STRIP	08/28/2014	207,300.00	.000	08/15/2035	400,000.00	3.160	5524
9128335A4	219278	2000	US TREASURY STRIP	10/17/2014	21,646.00	.000	08/15/2035	40,000.00	2.970	5524
9128335A4	224467	2000	USTREASURYSTRIP	10/22/2015	57,751.00	.000	08/15/2035	100,000.00	2.790	5524
9128335A4	224559	2000	USTREASURYSTRIP	10/29/2015	23,111.20	.000	08/15/2035	40,000.00	2.790	5524
9128335A4	228098	2000	US TREASURY STRI ZERO-% 8	09/23/2016	32,397.00	.000	08/15/2035	50,000.00	2.310	5524
9128335A4	228279	2000	US TREASURY STRI ZERO-% 8	10/14/2016	159,355.00	.000	08/15/2035	250,000.00	2.405	5524
9128335A4	234142	2000	S 0 08-15-35	10/26/2017	24,467.20	.000	08/15/2035	40,000.00	2.780	5524
9128335A4	234166	2000	S 0 08-15-35	10/26/2017	30,584.00	.000	08/15/2035	50,000.00	2.780	5524
9128335A4	234201	2000	S 0 08-15-35	10/27/2017	15,239.50	.000	08/15/2035	25,000.00	2.800	5524
9128335A4	237883	2000	S 0 08-15-35	08/23/2018	72,744.00	.000	08/15/2035	120,000.00	2.970	5524
9128335A4	237907	2000	S 0 08-15-35	08/23/2018	24,248.00	.000	08/15/2035	40,000.00	2.970	5524
9128335A4	237944	2000	S 0 08-15-35	08/23/2018	151,390.00	.000	08/15/2035	250,000.00	2.976	5524
9128335A4	238221	2000	S 0 08-15-35	09/13/2018	23,863.20	.000	08/15/2035	40,000.00	3.076	5524
9128335A4	238678	2000	S 0 08-15-35	10/25/2018	228,476.00	.000	08/15/2035	400,000.00	3.360	5524
9128335A4	242352	2000	S 0 08-15-35	08/19/2019	18,535.50	.000	08/15/2035	25,000.00	1.880	5524
9128335A4	242581	2000	S 0 08-15-35	09/06/2019	75,243.00	.000	08/15/2035	100,000.00	1.792	5524
9128335A4	242674	2000	S 0 08-15-35	09/12/2019	58,916.00	.000	08/15/2035	80,000.00	1.930	5524
9128335A4	242811	2000	S 0 08-15-35	09/23/2019	180,660.00	.000	08/15/2035	250,000.00	2.054	5524
912833X96	189277	2000	US TREASURY STRIP	11/21/2008	1,633.15	.000	11/15/2035	5,000.00	4.190	5616
912833X96	220487	2000	US TREASURY STRIP	01/26/2015	24,715.20	.000	11/15/2035	40,000.00	2.328	5616
912833X96	228584	2000	US TREASURY STRI ZERO-% 1	11/14/2016	11,190.42	.000	11/15/2035	18,000.00	2.517	5616
912833X96	229109	2000	S 0 11-15-35	01/12/2017	11,605.20	.000	11/15/2035	20,000.00	2.910	5616
912833X96	229136	2000	S 0 11-15-35	01/12/2017	11,605.20	.000	11/15/2035	20,000.00	2.910	5616



Run Date: 7/2/2020 6:33:45 AM

Investments Outstanding As Of Date: 6/30/2020

INVENTORY BY MATURITY REPORT

CUSIP	Investment #	Fund	Issuer	Purchase Date	Current Book	Current Rate	Maturity Date	Current Par	YTM	Days to Maturity
912833X96	229283	2000	S 0 11-15-35	01/26/2017	143,887.50	.000	11/15/2035	250,000.00	2.960	5616
912833X96	229402	2000	S 0 11-15-35	02/02/2017	22,738.40	.000	11/15/2035	40,000.00	3.030	5616
912833X96	234370	2000	S 0 11-15-35	11/16/2017	60,843.00	.000	11/15/2035	100,000.00	2.780	5616
912833X96	234942	2000	S 0 11-15-35	01/25/2018	24,041.60	.000	11/15/2035	40,000.00	2.880	5616
912833X96	235070	2000	S 0 11-15-35	02/02/2018	23,846.80	.000	11/15/2035	40,000.00	2.930	5616
912833X96	243396	2000	S 0 11-15-35	11/15/2019	27,779.60	.000	11/15/2035	40,000.00	2.292	5616
912833X96	243639	2000	S 0 11-15-35	12/09/2019	28,674.40	.000	11/15/2035	40,000.00	2.100	5616
912833X96	243715	2000	S 0 11-15-35	12/16/2019	28,461.20	.000	11/15/2035	40,000.00	2.150	5616
9128335B2	185243	2000	US TREASURY STRIP	03/27/2008	3,025.00	.000	02/15/2036	10,000.00	4.334	5708
9128335B2	185633	2000	US TREASURY STRIP	04/16/2008	3,075.00	.000	02/15/2036	10,000.00	4.282	5708
9128335B2	185899	2000	US TREASURY STRIP	04/28/2008	7,235.75	.000	02/15/2036	25,000.00	4.510	5708
9128335B2	191136	2000	US TREASURY STRIP	04/13/2009	1,950.00	.000	02/15/2036	5,000.00	3.539	5708
9128335B2	213373	2000	US TREASURY STRIP	03/28/2013	47,998.00	.000	02/15/2036	100,000.00	3.233	5708
9128335B2	220884	2000	US TREASURY STRIP	02/13/2015	23,588.80	.000	02/15/2036	40,000.00	2.530	5708
9128335B2	222340	2000	US TREASURY STRIP	04/30/2015	23,231.60	.000	02/15/2036	40,000.00	2.630	5708
9128335B2	225738	2000	USTREASURYSTRIP	03/17/2016	24,032.00	.000	02/15/2036	40,000.00	2.575	5708
9128335B2	229672	2000	S 0 02-15-36	02/24/2017	29,553.68	.000	02/15/2036	52,000.00	3.000	5708
9128335B2	230030	2000	S 0 02-15-36	03/24/2017	226,888.00	.000	02/15/2036	400,000.00	3.023	5708
9128335B2	230126	2000	S 0 02-15-36	03/30/2017	144,270.00	.000	02/15/2036	250,000.00	2.933	5708
9128335B2	230229	2000	S 0 02-15-36	04/06/2017	28,994.00	.000	02/15/2036	50,000.00	2.910	5708
9128335B2	230342	2000	S 0 02-15-36	04/17/2017	23,563.20	.000	02/15/2036	40,000.00	2.830	5708
9128335B2	230982	2000	S 0 02-15-36	04/28/2017	146,850.00	.000	02/15/2036	250,000.00	2.850	5708
9128335B2	235209	2000	S 0 02-15-36	02/15/2018	23,033.20	.000	02/15/2036	40,000.00	3.090	5708
9128335B2	235379	2000	S 0 02-15-36	03/01/2018	23,060.40	.000	02/15/2036	40,000.00	3.090	5708
9128335B2	235404	2000	S 0 02-15-36	03/01/2018	22,942.00	.000	02/15/2036	40,000.00	3.119	5708
9128335B2	235464	2000	S 0 02-15-36	03/05/2018	114,528.00	.000	02/15/2036	200,000.00	3.130	5708
9128335B2	235537	2000	S 0 02-15-36	03/08/2018	23,040.00	.000	02/15/2036	40,000.00	3.098	5708
9128335B2	236294	2000	S 0 02-15-36	04/26/2018	23,008.00	.000	02/15/2036	40,000.00	3.130	5708
9128335B2	244746	2000	S 0 02-15-36	03/19/2020	34,286.00	.000	02/15/2036	40,000.00	.971	5708
9128335B2	244859	2000	S 0 02-15-36	04/02/2020	21,306.00	.000	02/15/2036	25,000.00	1.010	5708
912833Y20	186680	2000	US TREASURY STRIP	06/09/2008	6,773.75	.000	05/15/2036	25,000.00	4.730	5798
912833Y20	187243	2000	US TREASURY STRIP	07/11/2008	2,888.50	.000	05/15/2036	10,000.00	4.510	5798
912833Y20	197119	2000	US TREASURY STRIP	05/11/2010	95,114.59	.000	05/15/2036	306,000.00	4.543	5798



Run Date: 7/2/2020 6:33:45 AM

Investments Outstanding As Of Date: 6/30/2020

INVENTORY BY MATURITY REPORT

CUSIP	Investment #	Fund	Issuer	Purchase Date	Current Book	Current Rate	Maturity Date	Current Par	YTM	Days to Maturity
912833Y20	197212	2000	US TREASURY STRIP	05/14/2010	7,554.00	.000	05/15/2036	25,000.00	4.656	5798
912833Y20	198719	2000	US TREASURY STRIP	07/13/2010	33,600.00	.000	05/15/2036	100,000.00	4.266	5798
912833Y20	227512	2000	US TREASURY STRI ZERO-% 5	07/29/2016	26,245.60	.000	05/15/2036	40,000.00	2.140	5798
912833Y20	231294	2000	S 0 05-15-36	05/11/2017	22,953.20	.000	05/15/2036	40,000.00	2.943	5798
912833Y20	231593	2000	S 0 05-15-36	06/02/2017	23,638.00	.000	05/15/2036	40,000.00	2.795	5798
912833Y20	237023	2000	S 0 05-15-36	06/14/2018	23,050.00	.000	05/15/2036	40,000.00	3.100	5798
912833Y20	237326	2000	S 0 05-15-36	07/06/2018	23,582.00	.000	05/15/2036	40,000.00	2.981	5798
912833Y20	237398	2000	S 0 05-15-36	07/12/2018	23,627.60	.000	05/15/2036	40,000.00	2.973	5798
912833Y20	241269	2000	S 0 05-15-36	05/09/2019	24,963.20	.000	05/15/2036	40,000.00	2.790	5798
912833Y20	241693	2000	S 0 05-15-36	06/21/2019	26,784.40	.000	05/15/2036	40,000.00	2.387	5798
912833Y20	241918	2000	S 0 05-15-36	07/11/2019	26,851.60	.000	05/15/2036	40,000.00	2.380	5798
912833Y20	242031	2000	S 0 05-15-36	07/22/2019	166,370.00	.000	05/15/2036	250,000.00	2.437	5798
912833Y20	242112	2000	S 0 05-15-36	07/26/2019	26,810.80	.000	05/15/2036	40,000.00	2.395	5798
912833Y20	245858	2000	S 0 05-15-36	05/18/2020	33,780.00	.000	05/15/2036	40,000.00	1.060	5798
912833Y20	246038	2000	S 0 05-15-36	06/12/2020	32,676.40	.000	05/15/2036	40,000.00	1.274	5798
912833Y20	246100	2000	S 0 05-15-36	06/19/2020	32,992.80	.000	05/15/2036	40,000.00	1.215	5798
9128337E4	218852	2000	US TREASURY STRIP	08/28/2014	200,032.00	.000	08/15/2036	400,000.00	3.180	5890
9128337E4	219280	2000	US TREASURY STRIP	10/17/2014	20,926.80	.000	08/15/2036	40,000.00	2.990	5890
9128337E4	224468	2000	USTREASURYSTRIP	10/22/2015	55,943.00	.000	08/15/2036	100,000.00	2.810	5890
9128337E4	224560	2000	USTREASURYSTRIP	10/29/2015	22,406.00	.000	08/15/2036	40,000.00	2.806	5890
9128337E4	234143	2000	S 0 08-15-36	10/26/2017	23,668.80	.000	08/15/2036	40,000.00	2.810	5890
9128337E4	234167	2000	S 0 08-15-36	10/26/2017	29,586.00	.000	08/15/2036	50,000.00	2.810	5890
9128337E4	234202	2000	S 0 08-15-36	10/27/2017	14,739.25	.000	08/15/2036	25,000.00	2.830	5890
9128337E4	237881	2000	S 0 08-15-36	08/23/2018	70,506.00	.000	08/15/2036	120,000.00	2.980	5890
9128337E4	237908	2000	S 0 08-15-36	08/23/2018	23,543.60	.000	08/15/2036	40,000.00	2.970	5890
9128337E4	237945	2000	S 0 08-15-36	08/23/2018	146,907.50	.000	08/15/2036	250,000.00	2.979	5890
9128337E4	238222	2000	S 0 08-15-36	09/13/2018	23,129.60	.000	08/15/2036	40,000.00	3.080	5890
9128337E4	238677	2000	S 0 08-15-36	10/25/2018	220,604.00	.000	08/15/2036	400,000.00	3.370	5890
9128337E4	242353	2000	S 0 08-15-36	08/19/2019	18,130.75	.000	08/15/2036	25,000.00	1.900	5890
9128337E4	242582	2000	S 0 08-15-36	09/06/2019	73,503.00	.000	08/15/2036	100,000.00	1.826	5890
9128337E4	242675	2000	S 0 08-15-36	09/12/2019	57,496.00	.000	08/15/2036	80,000.00	1.961	5890
9128337E4	242812	2000	S 0 08-15-36	09/23/2019	176,132.50	.000	08/15/2036	250,000.00	2.084	5890
912833Y38	189278	2000	US TREASURY STRIP	11/21/2008	1,584.10	.000	11/15/2036	5,000.00	4.150	5982



Run Date: 7/2/2020 6:33:45 AM

Investments Outstanding As Of Date: 6/30/2020

INVENTORY BY MATURITY REPORT

CUSIP	Investment #	Fund	Issuer	Purchase Date	Current Book	Current Rate	Maturity Date	Current Par	YTM	Days to Maturity
912833Y38	220488	2000	US TREASURY STRIP	01/26/2015	24,395.20	.000	11/15/2036	40,000.00	2.281	5982
912833Y38	229112	2000	S 0 11-15-36	01/12/2017	11,208.60	.000	11/15/2036	20,000.00	2.940	5982
912833Y38	229137	2000	S 0 11-15-36	01/12/2017	11,208.60	.000	11/15/2036	20,000.00	2.940	5982
912833Y38	229403	2000	S 0 11-15-36	02/02/2017	21,893.60	.000	11/15/2036	40,000.00	3.070	5982
912833Y38	234371	2000	S 0 11-15-36	11/16/2017	58,965.00	.000	11/15/2036	100,000.00	2.800	5982
912833Y38	234943	2000	S 0 11-15-36	01/25/2018	23,320.40	.000	11/15/2036	40,000.00	2.890	5982
912833Y38	235071	2000	S 0 11-15-36	02/02/2018	23,120.40	.000	11/15/2036	40,000.00	2.940	5982
912833Y38	243397	2000	S 0 11-15-36	11/15/2019	27,076.00	.000	11/15/2036	40,000.00	2.309	5982
912833Y38	243640	2000	S 0 11-15-36	12/09/2019	27,987.60	.000	11/15/2036	40,000.00	2.120	5982
912833Y38	243732	2000	S 0 11-15-36	12/16/2019	27,765.60	.000	11/15/2036	40,000.00	2.170	5982
9128337F1	185244	2000	US TREASURY STRIP	03/27/2008	2,900.00	.000	02/15/2037	10,000.00	4.331	6074
9128337F1	185634	2000	US TREASURY STRIP	04/16/2008	2,950.00	.000	02/15/2037	10,000.00	4.279	6074
9128337F1	185900	2000	US TREASURY STRIP	04/28/2008	6,905.00	.000	02/15/2037	25,000.00	4.518	6074
9128337F1	191138	2000	US TREASURY STRIP	04/13/2009	1,900.00	.000	02/15/2037	5,000.00	3.506	6074
9128337F1	213374	2000	US TREASURY STRIP	03/28/2013	46,189.00	.000	02/15/2037	100,000.00	3.260	6074
9128337F1	220886	2000	US TREASURY STRIP	02/13/2015	22,828.80	.000	02/15/2037	40,000.00	2.565	6074
9128337F1	222342	2000	US TREASURY STRIP	04/30/2015	22,462.80	.000	02/15/2037	40,000.00	2.665	6074
9128337F1	225740	2000	USTREASURYSTRIP	03/17/2016	23,280.40	.000	02/15/2037	40,000.00	2.605	6074
9128337F1	230031	2000	S 0 02-15-37	03/24/2017	218,164.00	.000	02/15/2037	400,000.00	3.070	6074
9128337F1	230343	2000	S 0 02-15-37	04/17/2017	22,687.20	.000	02/15/2037	40,000.00	2.880	6074
9128337F1	235210	2000	S 0 02-15-37	02/15/2018	22,295.60	.000	02/15/2037	40,000.00	3.100	6074
9128337F1	235380	2000	S 0 02-15-37	03/01/2018	22,322.40	.000	02/15/2037	40,000.00	3.100	6074
9128337F1	235405	2000	S 0 02-15-37	03/01/2018	22,193.60	.000	02/15/2037	40,000.00	3.131	6074
9128337F1	235465	2000	S 0 02-15-37	03/05/2018	110,778.00	.000	02/15/2037	200,000.00	3.142	6074
9128337F1	235538	2000	S 0 02-15-37	03/08/2018	22,288.00	.000	02/15/2037	40,000.00	3.111	6074
9128337F1	236295	2000	S 0 02-15-37	04/26/2018	22,263.20	.000	02/15/2037	40,000.00	3.140	6074
9128337F1	244747	2000	S 0 02-15-37	03/19/2020	33,665.20	.000	02/15/2037	40,000.00	1.022	6074
9128337F1	244860	2000	S 0 02-15-37	04/02/2020	20,846.00	.000	02/15/2037	25,000.00	1.080	6074
912833Y46	186681	2000	US TREASURY STRIP	06/09/2008	6,501.00	.000	05/15/2037	25,000.00	4.710	6163
912833Y46	187244	2000	US TREASURY STRIP	07/11/2008	2,789.90	.000	05/15/2037	10,000.00	4.475	6163
912833Y46	197121	2000	US TREASURY STRIP	05/11/2010	90,637.81	.000	05/15/2037	306,000.00	4.556	6163
912833Y46	197213	2000	US TREASURY STRIP	05/14/2010	7,288.75	.000	05/15/2037	25,000.00	4.617	6163
912833Y46	198720	2000	US TREASURY STRIP	07/13/2010	31,810.00	.000	05/15/2037	100,000.00	4.313	6163



Run Date: 7/2/2020 6:33:45 AM

Investments Outstanding As Of Date: 6/30/2020

INVENTORY BY MATURITY REPORT

CUSIP	Investment #	Fund	Issuer	Purchase Date	Current Book	Current Rate	Maturity Date	Current Par	YTM	Days to Maturity
912833Y46	227513	2000	US TREASURY STRI ZERO-% 5	07/29/2016	25,429.60	.000	05/15/2037	40,000.00	2.190	6163
912833Y46	231295	2000	S 0 05-15-37	05/11/2017	22,117.20	.000	05/15/2037	40,000.00	2.983	6163
912833Y46	231595	2000	S 0 05-15-37	06/02/2017	22,810.80	.000	05/15/2037	40,000.00	2.835	6163
912833Y46	237016	2000	S 0 05-15-37	06/14/2018	22,351.60	.000	05/15/2037	40,000.00	3.100	6163
912833Y46	237327	2000	S 0 05-15-37	07/06/2018	22,894.80	.000	05/15/2037	40,000.00	2.981	6163
912833Y46	237397	2000	S 0 05-15-37	07/12/2018	22,945.60	.000	05/15/2037	40,000.00	2.971	6163
912833Y46	241270	2000	S 0 05-15-37	05/09/2019	24,194.80	.000	05/15/2037	40,000.00	2.810	6163
912833Y46	241694	2000	S 0 05-15-37	06/21/2019	26,059.60	.000	05/15/2037	40,000.00	2.408	6163
912833Y46	241919	2000	S 0 05-15-37	07/11/2019	26,164.00	.000	05/15/2037	40,000.00	2.393	6163
912833Y46	242030	2000	S 0 05-15-37	07/22/2019	161,735.00	.000	05/15/2037	250,000.00	2.460	6163
912833Y46	242113	2000	S 0 05-15-37	07/26/2019	26,065.20	.000	05/15/2037	40,000.00	2.420	6163
912833Y46	245859	2000	S 0 05-15-37	05/18/2020	33,238.80	.000	05/15/2037	40,000.00	1.093	6163
912833Y46	246039	2000	S 0 05-15-37	06/12/2020	32,080.40	.000	05/15/2037	40,000.00	1.308	6163
912833Y46	246101	2000	S 0 05-15-37	06/19/2020	32,458.00	.000	05/15/2037	40,000.00	1.240	6163
912833Z52	218853	2000	US TREASURY STRIP	08/28/2014	192,948.00	.000	08/15/2037	400,000.00	3.200	6255
912833Z52	219281	2000	US TREASURY STRIP	10/17/2014	20,132.80	.000	08/15/2037	40,000.00	3.030	6255
912833Z52	224469	2000	USTREASURYSTRI	10/22/2015	54,054.00	.000	08/15/2037	100,000.00	2.840	6255
912833Z52	224561	2000	USTREASURYSTRI	10/29/2015	21,664.40	.000	08/15/2037	40,000.00	2.833	6255
912833Z52	234144	2000	S 0 08-15-37	10/26/2017	22,882.80	.000	08/15/2037	40,000.00	2.840	6255
912833Z52	237880	2000	S 0 08-15-37	08/23/2018	68,450.40	.000	08/15/2037	120,000.00	2.980	6255
912833Z52	237909	2000	S 0 08-15-37	08/23/2018	22,859.60	.000	08/15/2037	40,000.00	2.970	6255
912833Z52	237946	2000	S 0 08-15-37	08/23/2018	142,522.50	.000	08/15/2037	250,000.00	2.983	6255
912833Z52	238223	2000	S 0 08-15-37	09/13/2018	22,391.60	.000	08/15/2037	40,000.00	3.090	6255
912833Z52	238676	2000	S 0 08-15-37	10/25/2018	213,156.00	.000	08/15/2037	400,000.00	3.375	6255
912833Z52	242354	2000	S 0 08-15-37	08/19/2019	17,759.50	.000	08/15/2037	25,000.00	1.910	6255
912833Z52	242583	2000	S 0 08-15-37	09/06/2019	71,781.00	.000	08/15/2037	100,000.00	1.857	6255
912833Z52	242676	2000	S 0 08-15-37	09/12/2019	56,095.20	.000	08/15/2037	80,000.00	1.990	6255
912833Z52	242813	2000	S 0 08-15-37	09/23/2019	171,560.00	.000	08/15/2037	250,000.00	2.115	6255
912834AD0	189279	2000	US TREASURY STRIP	11/21/2008	1,542.10	.000	11/15/2037	5,000.00	4.100	6347
912834AD0	220489	2000	US TREASURY STRIP	01/26/2015	23,676.80	.000	11/15/2037	40,000.00	2.313	6347
912834AD0	229114	2000	S 0 11-15-37	01/12/2017	10,819.40	.000	11/15/2037	20,000.00	2.970	6347
912834AD0	229138	2000	S 0 11-15-37	01/12/2017	10,819.40	.000	11/15/2037	20,000.00	2.970	6347
912834AD0	229404	2000	S 0 11-15-37	02/02/2017	21,106.80	.000	11/15/2037	40,000.00	3.100	6347



Run Date: 7/2/2020 6:33:45 AM

Investments Outstanding As Of Date: 6/30/2020

INVENTORY BY MATURITY REPORT

CUSIP	Investment #	Fund	Issuer	Purchase Date	Current Book	Current Rate	Maturity Date	Current Par	YTM	Days to Maturity
912834AD0	234944	2000	S 0 11-15-37	01/25/2018	22,616.80	.000	11/15/2037	40,000.00	2.900	6347
912834AD0	235072	2000	S 0 11-15-37	02/02/2018	22,368.00	.000	11/15/2037	40,000.00	2.960	6347
912834AD0	243398	2000	S 0 11-15-37	11/15/2019	26,306.80	.000	11/15/2037	40,000.00	2.342	6347
912834AD0	243641	2000	S 0 11-15-37	12/09/2019	27,258.40	.000	11/15/2037	40,000.00	2.150	6347
912834AD0	243733	2000	S 0 11-15-37	12/16/2019	27,028.80	.000	11/15/2037	40,000.00	2.200	6347
912833Z60	191137	2000	US TREASURY STRIP	04/13/2009	1,900.00	.000	02/15/2038	5,000.00	4.472	6439
912833Z60	213375	2000	US TREASURY STRIP	03/28/2013	44,327.00	.000	02/15/2038	100,000.00	3.754	6439
912833Z60	220889	2000	US TREASURY STRIP	02/13/2015	22,053.20	.000	02/15/2038	40,000.00	2.740	6439
912833Z60	222344	2000	US TREASURY STRIP	04/30/2015	21,802.40	.000	02/15/2038	40,000.00	2.793	6439
912833Z60	225742	2000	USTREASURYSTRIP	03/17/2016	22,407.20	.000	02/15/2038	40,000.00	2.667	6439
912833Z60	230032	2000	S 0 02-15-38	03/24/2017	210,184.00	.000	02/15/2038	400,000.00	3.103	6439
912833Z60	230344	2000	S 0 02-15-38	04/17/2017	21,778.00	.000	02/15/2038	40,000.00	2.940	6439
912833Z60	235211	2000	S 0 02-15-38	02/15/2018	21,620.40	.000	02/15/2038	40,000.00	3.100	6439
912833Z60	235381	2000	S 0 02-15-38	03/01/2018	21,646.00	.000	02/15/2038	40,000.00	3.100	6439
912833Z60	235406	2000	S 0 02-15-38	03/01/2018	21,519.20	.000	02/15/2038	40,000.00	3.130	6439
912833Z60	235466	2000	S 0 02-15-38	03/05/2018	107,420.00	.000	02/15/2038	200,000.00	3.140	6439
912833Z60	235539	2000	S 0 02-15-38	03/08/2018	21,632.00	.000	02/15/2038	40,000.00	3.106	6439
912833Z60	236296	2000	S 0 02-15-38	04/26/2018	21,580.40	.000	02/15/2038	40,000.00	3.140	6439
912833Z60	244748	2000	S 0 02-15-38	03/19/2020	33,022.00	.000	02/15/2038	40,000.00	1.073	6439
912833Z60	244861	2000	S 0 02-15-38	04/02/2020	20,549.50	.000	02/15/2038	25,000.00	1.100	6439
912834AE8	197123	2000	US TREASURY STRIP	05/11/2010	86,531.29	.000	05/15/2038	306,000.00	4.560	6528
912834AE8	197214	2000	US TREASURY STRIP	05/14/2010	6,861.25	.000	05/15/2038	25,000.00	4.671	6528
912834AE8	198721	2000	US TREASURY STRIP	07/13/2010	30,580.00	.000	05/15/2038	100,000.00	4.301	6528
912834AE8	227514	2000	US TREASURY STRI ZERO-% 5	07/29/2016	24,828.40	.000	05/15/2038	40,000.00	2.200	6528
912834AE8	231296	2000	S 0 05-15-38	05/11/2017	21,290.40	.000	05/15/2038	40,000.00	3.024	6528
912834AE8	231598	2000	S 0 05-15-38	06/02/2017	21,972.40	.000	05/15/2038	40,000.00	2.880	6528
912834AE8	237021	2000	S 0 05-15-38	06/14/2018	21,632.00	.000	05/15/2038	40,000.00	3.110	6528
912834AE8	237328	2000	S 0 05-15-38	07/06/2018	22,210.00	.000	05/15/2038	40,000.00	2.985	6528
912834AE8	237396	2000	S 0 05-15-38	07/12/2018	22,275.60	.000	05/15/2038	40,000.00	2.972	6528
912834AE8	241271	2000	S 0 05-15-38	05/09/2019	23,440.80	.000	05/15/2038	40,000.00	2.830	6528
912834AE8	241695	2000	S 0 05-15-38	06/21/2019	25,314.80	.000	05/15/2038	40,000.00	2.435	6528
912834AE8	241920	2000	S 0 05-15-38	07/11/2019	25,420.80	.000	05/15/2038	40,000.00	2.420	6528
912834AE8	242029	2000	S 0 05-15-38	07/22/2019	156,955.00	.000	05/15/2038	250,000.00	2.489	6528



Run Date: 7/2/2020 6:33:45 AM

Investments Outstanding As Of Date: 6/30/2020

INVENTORY BY MATURITY REPORT

CUSIP	Investment #	Fund	Issuer	Purchase Date	Current Book	Current Rate	Maturity Date	Current Par	YTM	Days to Maturity
912834AE8	242114	2000	S 0 05-15-38	07/26/2019	25,299.60	.000	05/15/2038	40,000.00	2.451	6528
912834AE8	242396	2000	S 0 05-15-38	08/19/2019	13,405.26	.000	05/15/2038	19,000.00	1.870	6528
912834AE8	245860	2000	S 0 05-15-38	05/18/2020	32,533.60	.000	05/15/2038	40,000.00	1.152	6528
912834AE8	246040	2000	S 0 05-15-38	06/12/2020	31,350.80	.000	05/15/2038	40,000.00	1.364	6528
912834AE8	246102	2000	S 0 05-15-38	06/19/2020	31,707.60	.000	05/15/2038	40,000.00	1.302	6528
912834AT5	218854	2000	US TREASURY STRIP	08/28/2014	185,600.00	.000	08/15/2038	400,000.00	3.230	6620
912834AT5	219283	2000	US TREASURY STRIP	10/17/2014	19,444.80	.000	08/15/2038	40,000.00	3.050	6620
912834AT5	224470	2000	USTREASURYSTRIP	10/22/2015	51,788.00	.000	08/15/2038	100,000.00	2.905	6620
912834AT5	224562	2000	USTREASURYSTRIP	10/29/2015	20,889.60	.000	08/15/2038	40,000.00	2.870	6620
912834AT5	234145	2000	S 0 08-15-38	10/26/2017	22,155.60	.000	08/15/2038	40,000.00	2.860	6620
912834AT5	237910	2000	S 0 08-15-38	08/23/2018	22,152.00	.000	08/15/2038	40,000.00	2.980	6620
912834AT5	238224	2000	S 0 08-15-38	09/13/2018	21,715.20	.000	08/15/2038	40,000.00	3.090	6620
912834AT5	238675	2000	S 0 08-15-38	10/25/2018	205,900.00	.000	08/15/2038	400,000.00	3.381	6620
912834AT5	242355	2000	S 0 08-15-38	08/19/2019	17,327.00	.000	08/15/2038	25,000.00	1.940	6620
912834AT5	242584	2000	S 0 08-15-38	09/06/2019	70,083.00	.000	08/15/2038	100,000.00	1.886	6620
912834AT5	242677	2000	S 0 08-15-38	09/12/2019	54,698.40	.000	08/15/2038	80,000.00	2.019	6620
912834AT5	242814	2000	S 0 08-15-38	09/23/2019	167,120.00	.000	08/15/2038	250,000.00	2.143	6620
912834DU9	220490	2000	US TREASURY STRIP	01/26/2015	22,891.20	.000	11/15/2038	40,000.00	2.359	6712
912834DU9	229117	2000	S 0 11-15-38	01/12/2017	10,392.60	.000	11/15/2038	20,000.00	3.020	6712
912834DU9	229139	2000	S 0 11-15-38	01/12/2017	10,392.60	.000	11/15/2038	20,000.00	3.020	6712
912834DU9	229405	2000	S 0 11-15-38	02/02/2017	20,379.60	.000	11/15/2038	40,000.00	3.120	6712
912834DU9	234945	2000	S 0 11-15-38	01/25/2018	21,974.80	.000	11/15/2038	40,000.00	2.900	6712
912834DU9	235073	2000	S 0 11-15-38	02/02/2018	21,764.80	.000	11/15/2038	40,000.00	2.950	6712
912834DU9	243399	2000	S 0 11-15-38	11/15/2019	25,504.80	.000	11/15/2038	40,000.00	2.383	6712
912834DU9	243642	2000	S 0 11-15-38	12/09/2019	26,532.00	.000	11/15/2038	40,000.00	2.180	6712
912834DU9	243734	2000	S 0 11-15-38	12/16/2019	26,296.00	.000	11/15/2038	40,000.00	2.230	6712
912834AU2	213376	2000	US TREASURY STRIP	03/28/2013	42,661.00	.000	02/15/2039	100,000.00	3.318	6804
912834AU2	220891	2000	US TREASURY STRIP	02/13/2015	21,312.40	.000	02/15/2039	40,000.00	2.640	6804
912834AU2	222346	2000	US TREASURY STRIP	04/30/2015	21,130.00	.000	02/15/2039	40,000.00	2.700	6804
912834AU2	225744	2000	USTREASURYSTRIP	03/17/2016	21,668.80	.000	02/15/2039	40,000.00	2.693	6804
912834AU2	230033	2000	S 0 02-15-39	03/24/2017	202,780.00	.000	02/15/2039	400,000.00	3.127	6804
912834AU2	230345	2000	S 0 02-15-39	04/17/2017	21,015.20	.000	02/15/2039	40,000.00	2.970	6804
912834AU2	235212	2000	S 0 02-15-39	02/15/2018	20,922.00	.000	02/15/2039	40,000.00	3.110	6804



Run Date: 7/2/2020 6:33:45 AM

Investments Outstanding As Of Date: 6/30/2020

INVENTORY BY MATURITY REPORT

CUSIP	Investment #	Fund	Issuer	Purchase Date	Current Book	Current Rate	Maturity Date	Current Par	YTM	Days to Maturity
912834AU2	235382	2000	S 0 02-15-39	03/01/2018	20,947.20	.000	02/15/2039	40,000.00	3.110	6804
912834AU2	235407	2000	S 0 02-15-39	03/01/2018	20,831.20	.000	02/15/2039	40,000.00	3.137	6804
912834AU2	235467	2000	S 0 02-15-39	03/05/2018	103,910.00	.000	02/15/2039	200,000.00	3.150	6804
912834AU2	235540	2000	S 0 02-15-39	03/08/2018	20,950.00	.000	02/15/2039	40,000.00	3.112	6804
912834AU2	236297	2000	S 0 02-15-39	04/26/2018	20,961.20	.000	02/15/2039	40,000.00	3.130	6804
912834AU2	244749	2000	S 0 02-15-39	03/19/2020	32,231.60	.000	02/15/2039	40,000.00	1.145	6804
912834AU2	244862	2000	S 0 02-15-39	04/02/2020	20,173.25	.000	02/15/2039	25,000.00	1.140	6804
912834DV7	197124	2000	US TREASURY STRIP	05/11/2010	82,568.59	.000	05/15/2039	306,000.00	4.567	6893
912834DV7	197215	2000	US TREASURY STRIP	05/14/2010	6,511.00	.000	05/15/2039	25,000.00	4.693	6893
912834DV7	198722	2000	US TREASURY STRIP	07/13/2010	29,132.00	.000	05/15/2039	100,000.00	4.323	6893
912834DV7	227515	2000	US TREASURY STRIP ZERO-% 5	07/29/2016	24,072.80	.000	05/15/2039	40,000.00	2.240	6893
912834DV7	231297	2000	S 0 05-15-39	05/11/2017	20,460.40	.000	05/15/2039	40,000.00	3.069	6893
912834DV7	231600	2000	S 0 05-15-39	06/02/2017	21,146.00	.000	05/15/2039	40,000.00	2.925	6893
912834DV7	237020	2000	S 0 05-15-39	06/14/2018	20,974.80	.000	05/15/2039	40,000.00	3.110	6893
912834DV7	237329	2000	S 0 05-15-39	07/06/2018	21,562.40	.000	05/15/2039	40,000.00	2.984	6893
912834DV7	237395	2000	S 0 05-15-39	07/12/2018	21,642.00	.000	05/15/2039	40,000.00	2.969	6893
912834DV7	241272	2000	S 0 05-15-39	05/09/2019	22,746.40	.000	05/15/2039	40,000.00	2.840	6893
912834DV7	241696	2000	S 0 05-15-39	06/21/2019	24,560.00	.000	05/15/2039	40,000.00	2.466	6893
912834DV7	241921	2000	S 0 05-15-39	07/11/2019	24,646.80	.000	05/15/2039	40,000.00	2.455	6893
912834DV7	242115	2000	S 0 05-15-39	07/26/2019	24,503.20	.000	05/15/2039	40,000.00	2.490	6893
912834DV7	242397	2000	S 0 05-15-39	08/19/2019	17,245.50	.000	05/15/2039	25,000.00	1.890	6893
912834DV7	245861	2000	S 0 05-15-39	05/18/2020	31,902.00	.000	05/15/2039	40,000.00	1.195	6893
912834DV7	246041	2000	S 0 05-15-39	06/12/2020	30,621.20	.000	05/15/2039	40,000.00	1.417	6893
912834DV7	246103	2000	S 0 05-15-39	06/19/2020	30,920.00	.000	05/15/2039	40,000.00	1.367	6893
912834EP9	224471	2000	USTREASURYSTRIP	10/22/2015	49,554.00	.000	08/15/2039	100,000.00	2.970	6985
912834EP9	224563	2000	USTREASURYSTRIP	10/29/2015	20,080.40	.000	08/15/2039	40,000.00	2.917	6985
912834EP9	234146	2000	S 0 08-15-39	10/26/2017	21,442.80	.000	08/15/2039	40,000.00	2.880	6985
912834EP9	237911	2000	S 0 08-15-39	08/23/2018	21,506.00	.000	08/15/2039	40,000.00	2.980	6985
912834EP9	238225	2000	S 0 08-15-39	09/13/2018	21,016.40	.000	08/15/2039	40,000.00	3.100	6985
912834EP9	238674	2000	S 0 08-15-39	10/25/2018	198,580.00	.000	08/15/2039	400,000.00	3.394	6985
912834EP9	242398	2000	S 0 08-15-39	08/19/2019	17,164.75	.000	08/15/2039	25,000.00	1.890	6985
912834EP9	242678	2000	S 0 08-15-39	09/12/2019	53,336.00	.000	08/15/2039	80,000.00	2.045	6985
912834EV6	220491	2000	US TREASURY STRIP	01/26/2015	22,117.20	.000	11/15/2039	40,000.00	2.403	7077



Run Date: 7/2/2020 6:33:45 AM

Investments Outstanding As Of Date: 6/30/2020

INVENTORY BY MATURITY REPORT

CUSIP	Investment #	Fund	Issuer	Purchase Date	Current Book	Current Rate	Maturity Date	Current Par	YTM	Days to Maturity
912834EV6	229120	2000	S 0 11-15-39	01/12/2017	10,018.00	.000	11/15/2039	20,000.00	3.050	7077
912834EV6	229140	2000	S 0 11-15-39	01/12/2017	10,018.00	.000	11/15/2039	20,000.00	3.050	7077
912834EV6	229406	2000	S 0 11-15-39	02/02/2017	19,626.00	.000	11/15/2039	40,000.00	3.150	7077
912834EV6	234946	2000	S 0 11-15-39	01/25/2018	21,397.20	.000	11/15/2039	40,000.00	2.890	7077
912834EV6	235074	2000	S 0 11-15-39	02/02/2018	21,182.00	.000	11/15/2039	40,000.00	2.940	7077
912834EV6	243400	2000	S 0 11-15-39	11/15/2019	24,740.80	.000	11/15/2039	40,000.00	2.417	7077
912834EV6	243643	2000	S 0 11-15-39	12/09/2019	25,758.80	.000	11/15/2039	40,000.00	2.220	7077
912834EV6	243735	2000	S 0 11-15-39	12/16/2019	25,618.00	.000	11/15/2039	40,000.00	2.250	7077
912834FB9	213377	2000	US TREASURY STRIP	03/28/2013	41,063.00	.000	02/15/2040	100,000.00	3.338	7169
912834FB9	225747	2000	USTREASURYSTRIP	03/17/2016	20,918.00	.000	02/15/2040	40,000.00	2.729	7169
912834FB9	230034	2000	S 0 02-15-40	03/24/2017	195,152.00	.000	02/15/2040	400,000.00	3.159	7169
912834FB9	230346	2000	S 0 02-15-40	04/17/2017	20,176.40	.000	02/15/2040	40,000.00	3.020	7169
912834FB9	235213	2000	S 0 02-15-40	02/15/2018	20,286.40	.000	02/15/2040	40,000.00	3.110	7169
912834FB9	235383	2000	S 0 02-15-40	03/01/2018	20,310.40	.000	02/15/2040	40,000.00	3.110	7169
912834FB9	235408	2000	S 0 02-15-40	03/01/2018	20,179.60	.000	02/15/2040	40,000.00	3.140	7169
912834FB9	235468	2000	S 0 02-15-40	03/05/2018	100,930.00	.000	02/15/2040	200,000.00	3.140	7169
912834FB9	235541	2000	S 0 02-15-40	03/08/2018	20,308.40	.000	02/15/2040	40,000.00	3.113	7169
912834FB9	236298	2000	S 0 02-15-40	04/26/2018	20,320.40	.000	02/15/2040	40,000.00	3.130	7169
912834FB9	244750	2000	S 0 02-15-40	03/19/2020	31,783.60	.000	02/15/2040	40,000.00	1.158	7169
912834FB9	244863	2000	S 0 02-15-40	04/02/2020	19,788.25	.000	02/15/2040	25,000.00	1.180	7169
912834HV3	227516	2000	US TREASURY STRI ZERO-% 5	07/29/2016	23,294.40	.000	05/15/2040	40,000.00	2.285	7259
912834HV3	231299	2000	S 0 05-15-40	05/11/2017	19,676.40	.000	05/15/2040	40,000.00	3.107	7259
912834HV3	231602	2000	S 0 05-15-40	06/02/2017	20,356.00	.000	05/15/2040	40,000.00	2.965	7259
912834HV3	237019	2000	S 0 05-15-40	06/14/2018	20,337.20	.000	05/15/2040	40,000.00	3.110	7259
912834HV3	237330	2000	S 0 05-15-40	07/06/2018	20,887.60	.000	05/15/2040	40,000.00	2.995	7259
912834HV3	237394	2000	S 0 05-15-40	07/12/2018	20,969.20	.000	05/15/2040	40,000.00	2.979	7259
912834HV3	241273	2000	S 0 05-15-40	05/09/2019	22,022.40	.000	05/15/2040	40,000.00	2.860	7259
912834HV3	241697	2000	S 0 05-15-40	06/21/2019	23,787.60	.000	05/15/2040	40,000.00	2.502	7259
912834HV3	241922	2000	S 0 05-15-40	07/11/2019	23,880.00	.000	05/15/2040	40,000.00	2.490	7259
912834HV3	242116	2000	S 0 05-15-40	07/26/2019	23,708.40	.000	05/15/2040	40,000.00	2.530	7259
912834HV3	245862	2000	S 0 05-15-40	05/18/2020	31,169.20	.000	05/15/2040	40,000.00	1.252	7259
912834HV3	246042	2000	S 0 05-15-40	06/12/2020	29,853.60	.000	05/15/2040	40,000.00	1.474	7259
912834HV3	246104	2000	S 0 05-15-40	06/19/2020	30,194.40	.000	05/15/2040	40,000.00	1.418	7259



Run Date: 7/2/2020 6:33:45 AM

Investments Outstanding As Of Date: 6/30/2020

INVENTORY BY MATURITY REPORT

CUSIP	Investment #	Fund	Issuer	Purchase Date	Current Book	Current Rate	Maturity Date	Current Par	YTM	Days to Maturity
912834JB5	224472	2000	USTREASURYSTRIP	10/22/2015	47,298.00	.000	08/15/2040	100,000.00	3.040	7351
912834JB5	234147	2000	S 0 08-15-40	10/26/2017	20,698.40	.000	08/15/2040	40,000.00	2.910	7351
912834JB5	237912	2000	S 0 08-15-40	08/23/2018	20,834.00	.000	08/15/2040	40,000.00	2.990	7351
912834JB5	238226	2000	S 0 08-15-40	09/13/2018	20,344.40	.000	08/15/2040	40,000.00	3.108	7351
912834JB5	238673	2000	S 0 08-15-40	10/25/2018	191,596.00	.000	08/15/2040	400,000.00	3.404	7351
912834JB5	242399	2000	S 0 08-15-40	08/19/2019	16,809.75	.000	08/15/2040	25,000.00	1.900	7351
912834JB5	242658	2000	S 0 08-15-40	09/12/2019	51,905.60	.000	08/15/2040	80,000.00	2.078	7351
912834JH2	229122	2000	S 0 11-15-40	01/12/2017	9,673.80	.000	11/15/2040	20,000.00	3.070	7443
912834JH2	229141	2000	S 0 11-15-40	01/12/2017	9,673.80	.000	11/15/2040	20,000.00	3.070	7443
912834JH2	229407	2000	S 0 11-15-40	02/02/2017	18,800.40	.000	11/15/2040	40,000.00	3.200	7443
912834JH2	234947	2000	S 0 11-15-40	01/25/2018	20,652.00	.000	11/15/2040	40,000.00	2.920	7443
912834JH2	235075	2000	S 0 11-15-40	02/02/2018	20,434.80	.000	11/15/2040	40,000.00	2.970	7443
912834JH2	243401	2000	S 0 11-15-40	11/15/2019	23,969.20	.000	11/15/2040	40,000.00	2.454	7443
912834JH2	243644	2000	S 0 11-15-40	12/09/2019	25,040.40	.000	11/15/2040	40,000.00	2.250	7443
912834JH2	243736	2000	S 0 11-15-40	12/16/2019	24,896.40	.000	11/15/2040	40,000.00	2.280	7443
912834JP4	213378	2000	US TREASURY STRIP	03/28/2013	39,487.00	.000	02/15/2041	100,000.00	3.360	7535
912834JP4	230035	2000	S 0 02-15-41	03/24/2017	186,620.00	.000	02/15/2041	400,000.00	3.216	7535
912834JP4	230347	2000	S 0 02-15-41	04/17/2017	19,466.00	.000	02/15/2041	40,000.00	3.045	7535
912834JP4	235214	2000	S 0 02-15-41	02/15/2018	19,580.80	.000	02/15/2041	40,000.00	3.130	7535
912834JP4	235384	2000	S 0 02-15-41	03/01/2018	19,560.00	.000	02/15/2041	40,000.00	3.140	7535
912834JP4	235409	2000	S 0 02-15-41	03/01/2018	19,459.20	.000	02/15/2041	40,000.00	3.163	7535
912834JP4	235469	2000	S 0 02-15-41	03/05/2018	97,284.00	.000	02/15/2041	200,000.00	3.165	7535
912834JP4	235542	2000	S 0 02-15-41	03/08/2018	19,606.80	.000	02/15/2041	40,000.00	3.132	7535
912834JP4	236299	2000	S 0 02-15-41	04/26/2018	19,654.80	.000	02/15/2041	40,000.00	3.140	7535
912834JP4	244751	2000	S 0 02-15-41	03/19/2020	30,932.40	.000	02/15/2041	40,000.00	1.233	7535
912834JP4	244864	2000	S 0 02-15-41	04/02/2020	19,315.00	.000	02/15/2041	25,000.00	1.240	7535
912834KH0	231301	2000	S 0 05-15-41	05/11/2017	18,953.20	.000	05/15/2041	40,000.00	3.135	7624
912834KH0	231603	2000	S 0 05-15-41	06/02/2017	19,649.20	.000	05/15/2041	40,000.00	2.990	7624
912834KH0	237018	2000	S 0 05-15-41	06/14/2018	19,674.80	.000	05/15/2041	40,000.00	3.120	7624
912834KH0	237331	2000	S 0 05-15-41	07/06/2018	20,248.80	.000	05/15/2041	40,000.00	3.001	7624
912834KH0	237393	2000	S 0 05-15-41	07/12/2018	20,308.40	.000	05/15/2041	40,000.00	2.990	7624
912834KH0	241274	2000	S 0 05-15-41	05/09/2019	21,266.80	.000	05/15/2041	40,000.00	2.890	7624
912834KH0	241698	2000	S 0 05-15-41	06/21/2019	23,033.60	.000	05/15/2041	40,000.00	2.536	7624



Run Date: 7/2/2020 6:33:45 AM

Investments Outstanding As Of Date: 6/30/2020

INVENTORY BY MATURITY REPORT

CUSIP	Investment #	Fund	Issuer	Purchase Date	Current Book	Current Rate	Maturity Date	Current Par	YTM	Days to Maturity
912834KH0	241923	2000	S 0 05-15-41	07/11/2019	23,146.00	.000	05/15/2041	40,000.00	2.520	7624
912834KH0	242117	2000	S 0 05-15-41	07/26/2019	22,946.40	.000	05/15/2041	40,000.00	2.565	7624
912834KH0	245863	2000	S 0 05-15-41	05/18/2020	30,280.00	.000	05/15/2041	40,000.00	1.331	7624
912834KH0	246043	2000	S 0 05-15-41	06/12/2020	29,084.00	.000	05/15/2041	40,000.00	1.529	7624
912834KH0	246105	2000	S 0 05-15-41	06/19/2020	29,438.40	.000	05/15/2041	40,000.00	1.472	7624
912834KP2	224473	2000	USTREASURYSTRIP	10/22/2015	45,776.00	.000	08/15/2041	100,000.00	3.050	7716
912834KP2	234148	2000	S 0 08-15-41	10/26/2017	19,968.00	.000	08/15/2041	40,000.00	2.940	7716
912834KP2	237913	2000	S 0 08-15-41	08/23/2018	20,179.20	.000	08/15/2041	40,000.00	3.000	7716
912834KP2	238227	2000	S 0 08-15-41	09/13/2018	20,219.60	.000	08/15/2041	40,000.00	2.999	7716
912834KP2	238672	2000	S 0 08-15-41	10/25/2018	185,124.00	.000	08/15/2041	400,000.00	3.407	7716
912834KP2	242400	2000	S 0 08-15-41	08/19/2019	16,423.25	.000	08/15/2041	25,000.00	1.920	7716
912834KP2	242679	2000	S 0 08-15-41	09/12/2019	50,492.00	.000	08/15/2041	80,000.00	2.110	7716
912834KV9	229124	2000	S 0 11-15-41	01/12/2017	9,337.60	.000	11/15/2041	20,000.00	3.090	7808
912834KV9	229142	2000	S 0 11-15-41	01/12/2017	9,337.60	.000	11/15/2041	20,000.00	3.090	7808
912834KV9	234948	2000	S 0 11-15-41	01/25/2018	19,968.00	.000	11/15/2041	40,000.00	2.940	7808
912834KV9	235076	2000	S 0 11-15-41	02/02/2018	19,794.80	.000	11/15/2041	40,000.00	2.980	7808
912834KV9	243402	2000	S 0 11-15-41	11/15/2019	23,244.80	.000	11/15/2041	40,000.00	2.483	7808
912834KV9	243645	2000	S 0 11-15-41	12/09/2019	24,380.40	.000	11/15/2041	40,000.00	2.270	7808
912834KV9	243737	2000	S 0 11-15-41	12/16/2019	24,232.80	.000	11/15/2041	40,000.00	2.300	7808
912834LB2	213379	2000	US TREASURY STRIP	03/28/2013	37,911.00	.000	02/15/2042	100,000.00	3.386	7900
912834LB2	235215	2000	S 0 02-15-42	02/15/2018	18,937.20	.000	02/15/2042	40,000.00	3.140	7900
912834LB2	235385	2000	S 0 02-15-42	03/01/2018	18,915.60	.000	02/15/2042	40,000.00	3.150	7900
912834LB2	235410	2000	S 0 02-15-42	03/01/2018	18,796.40	.000	02/15/2042	40,000.00	3.177	7900
912834LB2	235470	2000	S 0 02-15-42	03/05/2018	94,054.00	.000	02/15/2042	200,000.00	3.175	7900
912834LB2	235543	2000	S 0 02-15-42	03/08/2018	18,957.20	.000	02/15/2042	40,000.00	3.143	7900
912834LB2	236300	2000	S 0 02-15-42	04/26/2018	19,007.20	.000	02/15/2042	40,000.00	3.150	7900
912834LB2	244752	2000	S 0 02-15-42	03/19/2020	30,210.80	.000	02/15/2042	40,000.00	1.285	7900
912834LB2	244865	2000	S 0 02-15-42	04/02/2020	18,953.50	.000	02/15/2042	25,000.00	1.270	7900
912834LK2	237017	2000	S 0 05-15-42	06/14/2018	19,030.40	.000	05/15/2042	40,000.00	3.130	7989
912834LK2	237332	2000	S 0 05-15-42	07/06/2018	19,618.40	.000	05/15/2042	40,000.00	3.008	7989
912834LK2	237392	2000	S 0 05-15-42	07/12/2018	20,046.60	.000	05/15/2042	40,000.00	2.919	7989
912834LK2	241275	2000	S 0 05-15-42	05/09/2019	20,478.80	.000	05/15/2042	40,000.00	2.930	7989
912834LK2	241699	2000	S 0 05-15-42	06/21/2019	22,278.40	.000	05/15/2042	40,000.00	2.572	7989



Run Date: 7/2/2020 6:33:45 AM

Investments Outstanding As Of Date: 6/30/2020

INVENTORY BY MATURITY REPORT

CUSIP	Investment #	Fund	Issuer	Purchase Date	Current Book	Current Rate	Maturity Date	Current Par	YTM	Days to Maturity
912834LK2	241924	2000	S 0 05-15-42	07/11/2019	22,421.20	.000	05/15/2042	40,000.00	2.550	7989
912834LK2	242118	2000	S 0 05-15-42	07/26/2019	22,183.20	.000	05/15/2042	40,000.00	2.602	7989
912834LK2	245864	2000	S 0 05-15-42	05/18/2020	29,601.60	.000	05/15/2042	40,000.00	1.374	7989
912834LK2	246044	2000	S 0 05-15-42	06/12/2020	28,334.40	.000	05/15/2042	40,000.00	1.579	7989
912834LK2	246106	2000	S 0 05-15-42	06/19/2020	28,680.40	.000	05/15/2042	40,000.00	1.524	7989
912834LR7	224474	2000	USTREASURYSTRIP	10/22/2015	44,118.00	.000	08/15/2042	100,000.00	3.075	8081
912834LR7	237914	2000	S 0 08-15-42	08/23/2018	19,587.20	.000	08/15/2042	40,000.00	3.000	8081
912834LR7	238228	2000	S 0 08-15-42	09/13/2018	19,073.60	.000	08/15/2042	40,000.00	3.120	8081
912834LR7	238671	2000	S 0 08-15-42	10/25/2018	178,972.00	.000	08/15/2042	400,000.00	3.407	8081
912834LR7	242401	2000	S 0 08-15-42	08/19/2019	16,002.75	.000	08/15/2042	25,000.00	1.950	8081
912834LR7	242680	2000	S 0 08-15-42	09/12/2019	49,253.60	.000	08/15/2042	80,000.00	2.127	8081
912834LX4	234949	2000	S 0 11-15-42	01/25/2018	19,346.40	.000	11/15/2042	40,000.00	2.950	8173
912834LX4	235055	2000	S 0 11-15-42	02/02/2018	19,124.00	.000	11/15/2042	40,000.00	3.000	8173
912834LX4	243403	2000	S 0 11-15-42	11/15/2019	22,586.00	.000	11/15/2042	40,000.00	2.500	8173
912834LX4	243646	2000	S 0 11-15-42	12/09/2019	23,782.40	.000	11/15/2042	40,000.00	2.280	8173
912834LX4	243738	2000	S 0 11-15-42	12/16/2019	23,631.60	.000	11/15/2042	40,000.00	2.310	8173
912834MD7	244753	2000	S 0 02-15-43	03/19/2020	29,414.80	.000	02/15/2043	40,000.00	1.346	8265
912834MD7	244866	2000	S 0 02-15-43	04/02/2020	18,503.75	.000	02/15/2043	25,000.00	1.320	8265
912834MM7	241276	2000	S 0 05-15-43	05/09/2019	19,844.40	.000	05/15/2043	40,000.00	2.940	8354
912834MM7	241700	2000	S 0 05-15-43	06/21/2019	21,588.80	.000	05/15/2043	40,000.00	2.597	8354
912834MM7	241925	2000	S 0 05-15-43	07/11/2019	22,422.60	.000	05/15/2043	40,000.00	2.442	8354
912834MM7	242119	2000	S 0 05-15-43	07/26/2019	21,490.40	.000	05/15/2043	40,000.00	2.627	8354
912834MM7	245865	2000	S 0 05-15-43	05/18/2020	28,887.20	.000	05/15/2043	40,000.00	1.421	8354
912834MM7	246045	2000	S 0 05-15-43	06/12/2020	27,658.80	.000	05/15/2043	40,000.00	1.616	8354
912834MM7	246107	2000	S 0 05-15-43	06/19/2020	27,989.20	.000	05/15/2043	40,000.00	1.565	8354
912834MT2	224475	2000	USTREASURYSTRIP	10/22/2015	43,087.00	.000	08/15/2043	100,000.00	3.050	8446
912834MT2	242402	2000	S 0 08-15-43	08/19/2019	15,658.00	.000	08/15/2043	25,000.00	1.960	8446
912834MT2	242681	2000	S 0 08-15-43	09/12/2019	48,005.60	.000	08/15/2043	80,000.00	2.146	8446
912834MZ8	243404	2000	S 0 11-15-43	11/15/2019	21,995.20	.000	11/15/2043	40,000.00	2.507	8538
912834MZ8	243647	2000	S 0 11-15-43	12/09/2019	23,194.40	.000	11/15/2043	40,000.00	2.290	8538
912834MZ8	243716	2000	S 0 11-15-43	12/16/2019	23,040.40	.000	11/15/2043	40,000.00	2.320	8538
912834NF1	244754	2000	S 0 02-15-44	03/19/2020	28,686.80	.000	02/15/2044	40,000.00	1.395	8630
912834NF1	244867	2000	S 0 02-15-44	04/02/2020	18,089.50	.000	02/15/2044	25,000.00	1.360	8630



Run Date: 7/2/2020 6:33:45 AM

Investments Outstanding As Of Date: 6/30/2020

INVENTORY BY MATURITY REPORT

CUSIP	Investment #	Fund	Issuer	Purchase Date	Current Book	Current Rate	Maturity Date	Current Par	YTM	Days to Maturity
912834NP9	245866	2000	S 0 05-15-44	05/18/2020	28,278.80	.000	05/15/2044	40,000.00	1.451	8720
912834NP9	246046	2000	S 0 05-15-44	06/12/2020	26,947.20	.000	05/15/2044	40,000.00	1.658	8720
912834NP9	246108	2000	S 0 05-15-44	06/19/2020	27,280.40	.000	05/15/2044	40,000.00	1.607	8720
912834NV6	224476	2000	USTREASURYSTRIP	10/22/2015	41,506.00	.000	08/15/2044	100,000.00	3.075	8812
912834NV6	242403	2000	S 0 08-15-44	08/19/2019	15,279.75	.000	08/15/2044	25,000.00	1.980	8812
912834PH5	244868	2000	S 0 02-15-45	04/02/2020	17,758.00	.000	02/15/2045	25,000.00	1.380	8996
912834PM4	242404	2000	S 0 08-15-45	08/19/2019	14,943.00	.000	08/15/2045	25,000.00	1.990	9177
912834PZ5	244869	2000	S 0 02-15-46	04/02/2020	17,425.75	.000	02/15/2046	25,000.00	1.400	9361
912834QP6	242405	2000	S 0 08-15-46	08/19/2019	14,650.00	.000	08/15/2046	25,000.00	1.990	9542
912834RB6	244870	2000	S 0 02-15-47	04/02/2020	17,184.25	.000	02/15/2047	25,000.00	1.400	9726
912834RR1	242406	2000	S 0 08-15-47	08/19/2019	14,362.75	.000	08/15/2047	25,000.00	1.990	9907
912834TF5	244871	2000	S 0 02-15-48	04/02/2020	16,899.25	.000	02/15/2048	25,000.00	1.410	10091
912834TV0	242407	2000	S 0 08-15-48	08/19/2019	14,162.25	.000	08/15/2048	25,000.00	1.970	10273
912834UH9	244872	2000	S 0 02-15-49	04/02/2020	16,663.50	.000	02/15/2049	25,000.00	1.410	10457
912834UY2	242408	2000	S 0 08-15-49	08/19/2019	13,887.50	.000	08/15/2049	25,000.00	1.970	10638



Ratification Report

From Date: 6/1/2020 To Date: 6/30/2020

Date Basis: Settlement

Run: 07/02/2020 06:43:02 AM

By: Zach Prouty

State of Ohio - Prod

Inv. No.	Description	CUSIP	Fund	Maturity	Settle	TXN Type	Coupon	Yield	Par Value	Book Value	Purchase Interest	Settlement
Fund: 1000 REG INVESTMENT ACCT-REG												
246013	HUNTINGTON DEPOSIT	HUNTMMKT 1	1000	07/01/20	06/05/20	PURC	.150	.150	100,000,000.00	100,000,000.00	0.00	-100,000,000.00
PURC							.150	.150	100,000,000.00	100,000,000.00	0.00	-100,000,000.00
Inv Type: 5644 MONEY MARKET NOW ACCT							.150	.150	100,000,000.00	100,000,000.00	0.00	-100,000,000.00
184539	GOLDMAN SACHS FI	38141W273	1000	07/01/20	06/02/20	PURC	2.302	2.302	225,000,000.00	225,000,000.00	0.00	-225,000,000.00
184539	GOLDMAN SACHS FI	38141W273	1000	07/01/20	06/08/20	PURC	2.302	2.302	50,000,000.00	50,000,000.00	0.00	-50,000,000.00
184539	GOLDMAN SACHS FI	38141W273	1000	07/01/20	06/22/20	PURC	2.302	2.302	50,000,000.00	50,000,000.00	0.00	-50,000,000.00
184539	GOLDMAN SACHS FI	38141W273	1000	07/01/20	06/25/20	PURC	2.302	2.302	100,000,000.00	100,000,000.00	0.00	-100,000,000.00
184539	GOLDMAN SACHS FI	38141W273	1000	07/01/20	06/26/20	PURC	2.302	2.302	70,000,000.00	70,000,000.00	0.00	-70,000,000.00
213723	INVESCO GOVT & AG	825252885	1000	07/01/20	06/09/20	PURC	2.290	2.290	60,000,000.00	60,000,000.00	0.00	-60,000,000.00
213723	INVESCO GOVT & AG	825252885	1000	07/01/20	06/10/20	PURC	2.290	2.290	350,000,000.00	350,000,000.00	0.00	-350,000,000.00
213723	INVESCO GOVT & AG	825252885	1000	07/01/20	06/16/20	PURC	2.290	2.290	250,000,000.00	250,000,000.00	0.00	-250,000,000.00
213723	INVESCO GOVT & AG	825252885	1000	07/01/20	06/23/20	PURC	2.290	2.290	200,000,000.00	200,000,000.00	0.00	-200,000,000.00
216151	WESTERN ASSET INS	52470G791	1000	07/01/20	06/04/20	PURC	2.254	2.254	350,000,000.00	350,000,000.00	0.00	-350,000,000.00
216151	WESTERN ASSET INS	52470G791	1000	07/01/20	06/16/20	PURC	2.254	2.254	250,000,000.00	250,000,000.00	0.00	-250,000,000.00
PURC							2.282	2.282	1,955,000,000.00	1,955,000,000.00	0.00	-1,955,000,000.00
Inv Type: 5646 MONEY MARKET FUND - CASH ACCT							2.282	2.282	1,955,000,000.00	1,955,000,000.00	0.00	-1,955,000,000.00
193190	NOW ACCT-SWEEP ACCT	NOWSW300 6	1000	07/01/20	06/01/20	PURC	.700	.700	21,944,924.08	21,944,924.08	0.00	-21,944,924.08
193190	NOW ACCT-SWEEP ACCT	NOWSW300 6	1000	07/01/20	06/05/20	PURC	.700	.700	23,596,520.39	23,596,520.39	0.00	-23,596,520.39
193190	NOW ACCT-SWEEP ACCT	NOWSW300 6	1000	07/01/20	06/10/20	PURC	.700	.700	15,366,640.09	15,366,640.09	0.00	-15,366,640.09
193190	NOW ACCT-SWEEP ACCT	NOWSW300 6	1000	07/01/20	06/15/20	PURC	.700	.700	45,952,566.19	45,952,566.19	0.00	-45,952,566.19
193190	NOW ACCT-SWEEP ACCT	NOWSW300 6	1000	07/01/20	06/17/20	PURC	.700	.700	15,630,035.21	15,630,035.21	0.00	-15,630,035.21
193190	NOW ACCT-SWEEP ACCT	NOWSW300 6	1000	07/01/20	06/18/20	PURC	.700	.700	21,510,478.63	21,510,478.63	0.00	-21,510,478.63
193190	NOW ACCT-SWEEP ACCT	NOWSW300 6	1000	07/01/20	06/25/20	PURC	.700	.700	32,650,773.90	32,650,773.90	0.00	-32,650,773.90
193190	NOW ACCT-SWEEP ACCT	NOWSW300 6	1000	07/01/20	06/29/20	PURC	.700	.700	51,792,124.74	51,792,124.74	0.00	-51,792,124.74
PURC							.700	.700	228,444,063.23	228,444,063.23	0.00	-228,444,063.23
Inv Type: 5648 MONEY MARKET NOW - SWEEP ACCT							.700	.700	228,444,063.23	228,444,063.23	0.00	-228,444,063.23
154433	STAR OHIO 10010	10010	1000	07/01/20	06/12/20	PURC	.611	.611	75,000,000.00	75,000,000.00	0.00	-75,000,000.00
PURC							.611	.611	75,000,000.00	75,000,000.00	0.00	-75,000,000.00



Ratification Report

From Date: 6/1/2020 To Date: 6/30/2020

Date Basis: Settlement

Run: 07/02/2020 06:43:02 AM

By: Zach Prouty

State of Ohio - Prod

Inv. No.	Description	CUSIP	Fund	Maturity	Settle	TXN Type	Coupon	Yield	Par Value	Book Value	Purchase Interest	Settlement
Inv Type: 5791 STAR OHIO - CASH ACCT							.611	.611	75,000,000.00	75,000,000.00	0.00	-75,000,000.00
245971	B 08-06-20	912796WZ8	1000	08/06/20	06/02/20	PURC	.000	.100	50,000,000.00	49,990,972.22	0.00	-49,990,972.22
245972	B 07-28-20	912796G2	1000	07/28/20	06/03/20	PURC	.000	.120	50,000,000.00	49,990,833.33	0.00	-49,990,833.33
245973	B 0 08-13-20	912796TD1	1000	08/13/20	06/02/20	PURC	.000	.117	50,000,000.00	49,988,300.00	0.00	-49,988,300.00
245974	CMB 0 09-08-20	9127963X5	1000	09/08/20	06/03/20	PURC	.000	.140	50,000,000.00	49,981,138.89	0.00	-49,981,138.89
245975	B 08-20-20	912796XF1	1000	08/20/20	06/02/20	PURC	.000	.123	50,000,000.00	49,986,559.00	0.00	-49,986,559.00
245976	B 08-20-20	912796XF1	1000	08/20/20	06/02/20	PURC	.000	.123	50,000,000.00	49,986,559.00	0.00	-49,986,559.00
245977	B 09-03-20	912796XH7	1000	09/03/20	06/03/20	PURC	.000	.125	50,000,000.00	49,984,027.78	0.00	-49,984,027.78
245983	WIB 08-04-20	9127963M9	1000	08/04/20	06/09/20	PURC	.000	.140	50,000,000.00	49,989,111.11	0.00	-49,989,111.11
245984	WIB 08-04-20	9127963M9	1000	08/04/20	06/09/20	PURC	.000	.140	50,000,000.00	49,989,111.11	0.00	-49,989,111.11
245985	B 0 09-03-20	912796XH7	1000	09/03/20	06/05/20	PURC	.000	.145	50,000,000.00	49,981,875.00	0.00	-49,981,875.00
245986	CMB 0 09-22-20	9127963Z0	1000	09/22/20	06/09/20	PURC	.000	.160	50,000,000.00	49,976,666.67	0.00	-49,976,666.67
246017	B 10-08-20	912796TN9	1000	10/08/20	06/09/20	PURC	.000	.168	50,000,000.00	49,971,850.50	0.00	-49,971,850.50
246018	B 10-08-20	912796TN9	1000	10/08/20	06/09/20	PURC	.000	.168	50,000,000.00	49,971,850.50	0.00	-49,971,850.50
246019	B 0 10-01-20	9127962J7	1000	10/01/20	06/09/20	PURC	.000	.173	50,000,000.00	49,972,687.50	0.00	-49,972,687.50
246020	B 0 10-01-20	9127962J7	1000	10/01/20	06/09/20	PURC	.000	.165	50,000,000.00	49,973,875.00	0.00	-49,973,875.00
246021	CMB 0 10-13-20	9127964H9	1000	10/13/20	06/10/20	PURC	.000	.170	50,000,000.00	49,970,486.11	0.00	-49,970,486.11
246049	B 09-03-20	912796XH7	1000	09/03/20	06/11/20	PURC	.000	.145	50,000,000.00	49,983,083.33	0.00	-49,983,083.33
246050	B 0 08-13-20	912796TD1	1000	08/13/20	06/10/20	PURC	.000	.150	50,000,000.00	49,986,666.66	0.00	-49,986,666.66
246051	B 11-05-20	912796TP4	1000	11/05/20	06/11/20	PURC	.000	.173	50,000,000.00	49,964,781.50	0.00	-49,964,781.50
246052	B 0 08-13-20	912796TD1	1000	08/13/20	06/10/20	PURC	.000	.150	50,000,000.00	49,986,666.67	0.00	-49,986,666.67
246053	B 10-22-20	9127962S7	1000	10/22/20	06/11/20	PURC	.000	.170	50,000,000.00	49,968,597.22	0.00	-49,968,597.22
246054	CMB 0 09-22-20	9127963Z0	1000	09/22/20	06/10/20	PURC	.000	.170	50,000,000.00	49,975,444.44	0.00	-49,975,444.44
246055	B 0 10-08-20	912796TN9	1000	10/08/20	06/11/20	PURC	.000	.175	50,000,000.00	49,971,076.39	0.00	-49,971,076.39
246056	CMB 0 09-15-20	9127963Y3	1000	09/15/20	06/11/20	PURC	.000	.155	50,000,000.00	49,979,333.33	0.00	-49,979,333.33
246057	B 10-01-20	9127962J7	1000	10/01/20	06/11/20	PURC	.000	.163	50,000,000.00	49,974,722.22	0.00	-49,974,722.22
246124	B 12-17-20	9127963K3	1000	12/17/20	06/22/20	PURC	.000	.160	50,000,000.00	49,960,444.44	0.00	-49,960,444.44
246125	B 12-17-20	9127963K3	1000	12/17/20	06/22/20	PURC	.000	.160	50,000,000.00	49,960,444.44	0.00	-49,960,444.44
246126	WIB 12-24-20	9127963L1	1000	12/24/20	06/25/20	PURC	.000	.175	50,000,000.00	49,955,763.89	0.00	-49,955,763.89
246127	WIB 12-24-20	9127963L1	1000	12/24/20	06/25/20	PURC	.000	.175	50,000,000.00	49,955,763.89	0.00	-49,955,763.89
246128	B 11-27-20	9127963B3	1000	11/27/20	06/22/20	PURC	.000	.148	50,000,000.00	49,967,632.00	0.00	-49,967,632.00
246138	B 0 09-17-20	9127962G3	1000	09/17/20	06/23/20	PURC	.000	.130	50,000,000.00	49,984,472.22	0.00	-49,984,472.22
246139	CMB 0 11-03-20	9127964Q9	1000	11/03/20	06/24/20	PURC	.000	.151	50,000,000.00	49,972,316.66	0.00	-49,972,316.66
246140	CMB 0 11-03-20	9127964Q9	1000	11/03/20	06/24/20	PURC	.000	.151	50,000,000.00	49,972,316.67	0.00	-49,972,316.67
246141	B 11-05-20	912796TP4	1000	11/05/20	06/24/20	PURC	.000	.140	50,000,000.00	49,973,944.44	0.00	-49,973,944.44
246142	B 11-05-20	912796TP4	1000	11/05/20	06/24/20	PURC	.000	.140	50,000,000.00	49,973,944.45	0.00	-49,973,944.45
246143	CMB 0 11-24-20	9127964T3	1000	11/24/20	06/23/20	PURC	.000	.151	50,000,000.00	49,967,702.78	0.00	-49,967,702.78



Ratification Report

From Date: 6/1/2020 To Date: 6/30/2020

Date Basis: Settlement

Run: 07/02/2020 06:43:02 AM

By: Zach Prouty

State of Ohio - Prod

Inv. No.	Description	CUSIP	Fund	Maturity	Settle	TXN Type	Coupon	Yield	Par Value	Book Value	Purchase Interest	Settlement
246144	CMB 0 11-24-20	9127964T3	1000	11/24/20	06/23/20	PURC	.000	.151	50,000,000.00	49,967,702.78	0.00	-49,967,702.78
246145	CMB 0 11-24-20	9127964T3	1000	11/24/20	06/23/20	PURC	.000	.150	50,000,000.00	49,967,916.66	0.00	-49,967,916.66
246146	CMB 0 11-24-20	9127964T3	1000	11/24/20	06/23/20	PURC	.000	.150	50,000,000.00	49,967,916.67	0.00	-49,967,916.67
246148	B 08-11-20	9127963N7	1000	08/11/20	06/25/20	PURC	.000	.113	50,000,000.00	49,992,623.50	0.00	-49,992,623.50
246149	B 08-11-20	9127963N7	1000	08/11/20	06/25/20	PURC	.000	.113	50,000,000.00	49,992,623.50	0.00	-49,992,623.50
246150	B 09-17-20	9127962G3	1000	09/17/20	06/25/20	PURC	.000	.130	50,000,000.00	49,984,833.33	0.00	-49,984,833.33
246151	CMB 0 10-06-20	9127964G1	1000	10/06/20	06/25/20	PURC	.000	.140	50,000,000.00	49,979,972.22	0.00	-49,979,972.22
246152	CMB 0 10-06-20	9127964G1	1000	10/06/20	06/25/20	PURC	.000	.140	50,000,000.00	49,979,972.22	0.00	-49,979,972.22
246153	B 0 10-29-20	9127962T5	1000	10/29/20	06/26/20	PURC	.000	.150	50,000,000.00	49,973,958.33	0.00	-49,973,958.33
246160	B 08-18-20	9127963P2	1000	08/18/20	06/29/20	PURC	.000	.115	50,000,000.00	49,992,013.89	0.00	-49,992,013.89
246161	B 09-17-20	9127962G3	1000	09/17/20	06/29/20	PURC	.000	.130	50,000,000.00	49,985,555.56	0.00	-49,985,555.56
246162	B 12-24-20	9127963L1	1000	12/24/20	06/26/20	PURC	.000	.155	50,000,000.00	49,961,160.50	0.00	-49,961,160.50
246164	B 11-12-20	9127962Z1	1000	11/12/20	06/30/20	PURC	.000	.132	50,000,000.00	49,975,250.00	0.00	-49,975,250.00
246165	B 12-24-20	9127963L1	1000	12/24/20	06/30/20	PURC	.000	.148	50,000,000.00	49,963,616.67	0.00	-49,963,616.67
246166	B 12-31-20	912796TY5	1000	12/31/20	06/30/20	PURC	.000	.138	50,000,000.00	49,964,861.00	0.00	-49,964,861.00
PURC							.000	.146	2,550,000,000.00	2,548,790,998.19	0.00	-2,548,790,998.19
Inv Type: 6000 GOVT-US-ACT/360-ZERO-Z							.000	.146	2,550,000,000.00	2,548,790,998.19	0.00	-2,548,790,998.19
Subtotal							.954	1.030	4,908,444,063.23	4,907,235,061.42	0.00	-4,907,235,061.42
Fund: 1010 REG INVESTMENT ACCT-CORE												
245944	FFCB 0.8 06-02-25	3133ELE42	1010	06/02/25	06/02/20	PURC	.800	.810	20,000,000.00	19,990,000.00	0.00	-19,990,000.00
245978	FFCB 0.64 05-20-24	3133ELZY3	1010	05/20/24	06/03/20	PURC	.640	.652	20,000,000.00	19,991,000.00	4,622.22	-19,995,622.22
245982	FFCB 0.67 06-03-24	3133ELE59	1010	06/03/24	06/04/20	PURC	.670	.685	17,500,000.00	17,489,500.00	325.69	-17,489,825.69
246007	FFCB 0.8 06-02-25	3133ELE42	1010	06/02/25	06/08/20	PURC	.800	.841	20,000,000.00	19,960,000.00	2,666.67	-19,962,666.67
246011	FFCB 0.73 12-03-24	3133ELE83	1010	12/03/24	06/08/20	PURC	.730	.762	15,000,000.00	14,979,000.00	1,520.83	-14,980,520.83
246064	FFCB 0.68 06-17-24	3133ELL85	1010	06/17/24	06/17/20	PURC	.680	.680	15,000,000.00	15,000,000.00	0.00	-15,000,000.00
246071	FFCB 0.68 06-17-24	3133ELL85	1010	06/17/24	06/17/20	PURC	.680	.680	10,000,000.00	10,000,000.00	0.00	-10,000,000.00
246111	FFCB 0.71 06-17-24	3133ELL93	1010	06/17/24	06/18/20	PURC	.710	.733	10,000,000.00	9,991,000.00	197.22	-9,991,197.22
246155	FFCB 0.59 03-25-24	3133ELP57	1010	03/25/24	06/26/20	PURC	.590	.590	15,000,000.00	15,000,000.00	245.83	-15,000,245.83
PURC							.705	.720	142,500,000.00	142,400,500.00	9,578.46	-142,410,078.46
Inv Type: 5270 FFCB-GOVT-US-30/360-FXD-S							.705	.720	142,500,000.00	142,400,500.00	9,578.46	-142,410,078.46
245992	FHLB 0.45 06-15-23	3130AJPC7	1010	06/15/23	06/15/20	PURC	.450	.475	11,635,000.00	11,626,273.75	0.00	-11,626,273.75
PURC							.450	.475	11,635,000.00	11,626,273.75	0.00	-11,626,273.75
Inv Type: 5320 FHLB-GOVT-US-30/360-FXD-S							.450	.475	11,635,000.00	11,626,273.75	0.00	-11,626,273.75
245873	FHLMC 0 1-2 12-01-2	3134GVVB1	1010	12/01/23	06/01/20	PURC	.500	.500	8,000,000.00	8,000,000.00	0.00	-8,000,000.00
245993	FHLMC 0 3-4 05-28-2	3134GVVB31	1010	05/28/25	06/05/20	PURC	.750	.781	13,422,000.00	13,401,867.00	1,677.75	-13,403,544.75



Ratification Report

From Date: 6/1/2020 To Date: 6/30/2020

Date Basis: Settlement

Run: 07/02/2020 06:43:02 AM

By: Zach Prouty

State of Ohio - Prod

Inv. No.	Description	CUSIP	Fund	Maturity	Settle	TXN Type	Coupon	Yield	Par Value	Book Value	Purchase Interest	Settlement
246008	FHLMC 0 3-8 12-01-2	3134GVB98	1010	12/01/22	06/08/20	PURC	.375	.385	20,000,000.00	19,995,000.00	1,458.33	-19,996,458.33
246012	FHLMC 0.7 09-10-24	3134GVM39	1010	09/10/24	06/10/20	PURC	.700	.704	15,000,000.00	14,997,750.00	0.00	-14,997,750.00
246073	FHLMC 0.41 09-16-22	3134GVQ43	1010	09/16/22	06/17/20	PURC	.410	.410	10,000,000.00	10,000,000.00	113.89	-10,000,113.89
246137	FHLMC 0.6 12-30-24	3134GV2F4	1010	12/30/24	06/30/20	PURC	.600	.600	20,000,000.00	20,000,000.00	0.00	-20,000,000.00
246156	FHLMC 0.45 12-29-23	3134GVY44	1010	12/29/23	06/29/20	PURC	.450	.450	10,000,000.00	10,000,000.00	0.00	-10,000,000.00
246157	FHLMC 0 1-2 03-28-2	3134GV3T3	1010	03/28/24	06/29/20	PURC	.500	.500	10,000,000.00	10,000,000.00	0.00	-10,000,000.00
246158	FHLMC 0.4 03-30-23	3134GV4B1	1010	03/30/23	06/30/20	PURC	.400	.409	15,000,000.00	14,996,250.00	0.00	-14,996,250.00
PURC							.524	.531	121,422,000.00	121,390,867.00	3,249.97	-121,394,116.97
Inv Type: 5370 FHLMC-GOVT-US-30/360-FXD-S							.524	.531	121,422,000.00	121,390,867.00	3,249.97	-121,394,116.97
245994	FNMA 0.81 06-24-25	3136G4WF6	1010	06/24/25	06/24/20	PURC	.810	.810	15,000,000.00	15,000,000.00	0.00	-15,000,000.00
PURC							.810	.810	15,000,000.00	15,000,000.00	0.00	-15,000,000.00
Inv Type: 5420 FNMA-GOVT-US-30/360-FXD-S							.810	.810	15,000,000.00	15,000,000.00	0.00	-15,000,000.00
Subtotal							.625	.636	290,557,000.00	290,417,640.75	12,828.43	-290,430,469.18

Fund: 1020 REG INVESTMENT ACCT-LT TSY

207633	KEYBANK - INVESTMEN	MMNOW0170	1020	07/01/20	06/01/20	PURC	.000	1.450	34,783,525.34	34,783,525.34	0.00	-34,783,525.34
207633	KEYBANK - INVESTMEN	MMNOW0170	1020	07/01/20	06/04/20	PURC	.000	1.450	140,024.31	140,024.31	0.00	-140,024.31
207633	KEYBANK - INVESTMEN	MMNOW0170	1020	07/01/20	06/05/20	PURC	.000	1.450	2,172,742.72	2,172,742.72	0.00	-2,172,742.72
207633	KEYBANK - INVESTMEN	MMNOW0170	1020	07/01/20	06/09/20	PURC	.000	1.450	218,581.68	218,581.68	0.00	-218,581.68
207633	KEYBANK - INVESTMEN	MMNOW0170	1020	07/01/20	06/10/20	PURC	.000	1.450	77,585.77	77,585.77	0.00	-77,585.77
207633	KEYBANK - INVESTMEN	MMNOW0170	1020	07/01/20	06/11/20	PURC	.000	1.450	245,156.25	245,156.25	0.00	-245,156.25
207633	KEYBANK - INVESTMEN	MMNOW0170	1020	07/01/20	06/12/20	PURC	.000	1.450	10,491,000.00	10,491,000.00	0.00	-10,491,000.00
207633	KEYBANK - INVESTMEN	MMNOW0170	1020	07/01/20	06/16/20	PURC	.000	1.450	15,172,000.00	15,172,000.00	0.00	-15,172,000.00
207633	KEYBANK - INVESTMEN	MMNOW0170	1020	07/01/20	06/18/20	PURC	.000	1.450	165,552.78	165,552.78	0.00	-165,552.78
207633	KEYBANK - INVESTMEN	MMNOW0170	1020	07/01/20	06/19/20	PURC	.000	1.450	5,021,875.00	5,021,875.00	0.00	-5,021,875.00
207633	KEYBANK - INVESTMEN	MMNOW0170	1020	07/01/20	06/22/20	PURC	.000	1.450	170,113.67	170,113.67	0.00	-170,113.67
207633	KEYBANK - INVESTMEN	MMNOW0170	1020	07/01/20	06/25/20	PURC	.000	1.450	2,904,919.42	2,904,919.42	0.00	-2,904,919.42
207633	KEYBANK - INVESTMEN	MMNOW0170	1020	07/01/20	06/26/20	PURC	.000	1.450	10,361,254.17	10,361,254.17	0.00	-10,361,254.17



Ratification Report

From Date: 6/1/2020 To Date: 6/30/2020

Date Basis: Settlement

Run: 07/02/2020 06:43:02 AM

By: Zach Prouty

State of Ohio - Prod

Inv. No.	Description	CUSIP	Fund	Maturity	Settle	TXN Type	Coupon	Yield	Par Value	Book Value	Purchase Interest	Settlement
207633	KEYBANK - INVESTMEN	MMNOW0170	1020	07/01/20	06/30/20	PURC	.000	1.450	21,814,512.00	21,814,512.00	0.00	-21,814,512.00
PURC							.000	1.450	103,738,843.11	103,738,843.11	0.00	-103,738,843.11
Inv Type: 5644 MONEY MARKET NOW ACCT							.000	1.450	103,738,843.11	103,738,843.11	0.00	-103,738,843.11
174457	STAR OHIO 63942	63942	1020	07/01/20	06/05/20	PURC	.628	.628	30,000,000.00	30,000,000.00	0.00	-30,000,000.00
PURC							.628	.628	30,000,000.00	30,000,000.00	0.00	-30,000,000.00
Inv Type: 5791 STAR OHIO - CASH ACCT							.628	.628	30,000,000.00	30,000,000.00	0.00	-30,000,000.00
Subtotal							.141	1.266	133,738,843.11	133,738,843.11	0.00	-133,738,843.11
Fund: 1030 REG INVESTMENT ACCT-LT CORP												
246065	KO 2.95 03-25-25	191216CN8	1030	03/25/25	06/15/20	PURC	2.950	.874	10,000,000.00	10,969,200.00	65,555.56	-11,034,755.56
246123	JPM 1.05 6-23-25	48128GU40	1030	06/23/25	06/23/20	PURC	1.050	1.050	10,000,000.00	10,000,000.00	0.00	-10,000,000.00
PURC							2.000	.962	20,000,000.00	20,969,200.00	65,555.56	-21,034,755.56
Inv Type: 5121 CORP-US-30/360-FXD-S							2.000	.962	20,000,000.00	20,969,200.00	65,555.56	-21,034,755.56
Subtotal							2.000	.962	20,000,000.00	20,969,200.00	65,555.56	-21,034,755.56
Fund: 2000 OH LOTTERY COMM-STRUCTURED												
146173	STAR OHIO 27044	27044	2000	07/01/20	06/26/20	PURC	.577	.577	120,000.00	120,000.00	0.00	-120,000.00
PURC							.577	.577	120,000.00	120,000.00	0.00	-120,000.00
Inv Type: 5791 STAR OHIO - CASH ACCT							.577	.577	120,000.00	120,000.00	0.00	-120,000.00
246023	S 0 05-15-21	912833LD0	2000	05/15/21	06/12/20	PURC	.000	.145	40,000.00	39,946.40	0.00	-39,946.40
246024	S 0 05-15-22	912833LH1	2000	05/15/22	06/12/20	PURC	.000	.180	40,000.00	39,861.60	0.00	-39,861.60
246025	S 0 05-15-23	912833LN8	2000	05/15/23	06/12/20	PURC	.000	.236	40,000.00	39,724.80	0.00	-39,724.80
246026	S 0 05-15-24	912833LR9	2000	05/15/24	06/12/20	PURC	.000	.359	40,000.00	39,441.20	0.00	-39,441.20
246027	S 0 05-15-25	912833LV0	2000	05/15/25	06/12/20	PURC	.000	.461	40,000.00	39,103.20	0.00	-39,103.20
246028	S 0 05-15-26	912833LZ1	2000	05/15/26	06/12/20	PURC	.000	.594	40,000.00	38,618.80	0.00	-38,618.80
246029	S 0 05-15-27	912833PD6	2000	05/15/27	06/12/20	PURC	.000	.701	40,000.00	38,108.00	0.00	-38,108.00
246030	S 0 05-15-28	912833WQ9	2000	05/15/28	06/12/20	PURC	.000	.779	40,000.00	37,610.00	0.00	-37,610.00
246031	S 0 05-15-29	912833XS4	2000	05/15/29	06/12/20	PURC	.000	.851	40,000.00	37,080.40	0.00	-37,080.40
246032	S 0 05-15-30	912833XU9	2000	05/15/30	06/12/20	PURC	.000	.933	40,000.00	36,470.40	0.00	-36,470.40
246033	S 0 05-15-31	9128337P9	2000	05/15/31	06/12/20	PURC	.000	1.002	40,000.00	35,862.40	0.00	-35,862.40
246034	S 0 05-15-32	9128337R5	2000	05/15/32	06/12/20	PURC	.000	1.067	40,000.00	35,233.60	0.00	-35,233.60
246035	S 0 05-15-33	9128337T1	2000	05/15/33	06/12/20	PURC	.000	1.129	40,000.00	34,584.00	0.00	-34,584.00
246036	S 0 05-15-34	9128337V6	2000	05/15/34	06/12/20	PURC	.000	1.181	40,000.00	33,951.20	0.00	-33,951.20
246037	S 0 05-15-35	912833X88	2000	05/15/35	06/12/20	PURC	.000	1.233	40,000.00	33,296.00	0.00	-33,296.00
246038	S 0 05-15-36	912833Y20	2000	05/15/36	06/12/20	PURC	.000	1.274	40,000.00	32,676.40	0.00	-32,676.40
246039	S 0 05-15-37	912833Y46	2000	05/15/37	06/12/20	PURC	.000	1.308	40,000.00	32,080.40	0.00	-32,080.40



Ratification Report

From Date: 6/1/2020 To Date: 6/30/2020

Date Basis: Settlement

Run: 07/02/2020 06:43:02 AM

By: Zach Prouty

State of Ohio - Prod

Inv. No.	Description	CUSIP	Fund	Maturity	Settle	TXN Type	Coupon	Yield	Par Value	Book Value	Purchase Interest	Settlement
246040	S 0 05-15-38	912834AE8	2000	05/15/38	06/12/20	PURC	.000	1.364	40,000.00	31,350.80	0.00	-31,350.80
246041	S 0 05-15-39	912834DV7	2000	05/15/39	06/12/20	PURC	.000	1.417	40,000.00	30,621.20	0.00	-30,621.20
246042	S 0 05-15-40	912834HV3	2000	05/15/40	06/12/20	PURC	.000	1.474	40,000.00	29,853.60	0.00	-29,853.60
246043	S 0 05-15-41	912834KH0	2000	05/15/41	06/12/20	PURC	.000	1.529	40,000.00	29,084.00	0.00	-29,084.00
246044	S 0 05-15-42	912834LK2	2000	05/15/42	06/12/20	PURC	.000	1.579	40,000.00	28,334.40	0.00	-28,334.40
246045	S 0 05-15-43	912834MM7	2000	05/15/43	06/12/20	PURC	.000	1.616	40,000.00	27,658.80	0.00	-27,658.80
246046	S 0 05-15-44	912834NP9	2000	05/15/44	06/12/20	PURC	.000	1.658	40,000.00	26,947.20	0.00	-26,947.20
246085	S 0 05-15-21	912833LD0	2000	05/15/21	06/19/20	PURC	.000	.140	40,000.00	39,949.20	0.00	-39,949.20
246086	S 0 05-15-22	912833LH1	2000	05/15/22	06/19/20	PURC	.000	.173	40,000.00	39,868.40	0.00	-39,868.40
246087	S 0 05-15-23	912833LN8	2000	05/15/23	06/19/20	PURC	.000	.206	40,000.00	39,761.20	0.00	-39,761.20
246088	S 0 05-15-24	912833LR9	2000	05/15/24	06/19/20	PURC	.000	.317	40,000.00	39,508.00	0.00	-39,508.00
246089	S 0 05-15-25	912833LV0	2000	05/15/25	06/19/20	PURC	.000	.404	40,000.00	39,215.60	0.00	-39,215.60
246090	S 0 05-15-26	912833LZ1	2000	05/15/26	06/19/20	PURC	.000	.527	40,000.00	38,775.60	0.00	-38,775.60
246091	S 0 05-15-27	912833PD6	2000	05/15/27	06/19/20	PURC	.000	.627	40,000.00	38,307.20	0.00	-38,307.20
246092	S 0 05-15-28	912833WQ9	2000	05/15/28	06/19/20	PURC	.000	.708	40,000.00	37,826.00	0.00	-37,826.00
246093	S 0 05-15-29	912833XS4	2000	05/15/29	06/19/20	PURC	.000	.782	40,000.00	37,313.60	0.00	-37,313.60
246094	S 0 05-15-30	912833XU9	2000	05/15/30	06/19/20	PURC	.000	.869	40,000.00	36,706.80	0.00	-36,706.80
246095	S 0 05-15-31	9128337P9	2000	05/15/31	06/19/20	PURC	.000	.950	40,000.00	36,071.60	0.00	-36,071.60
246096	S 0 05-15-32	9128337R5	2000	05/15/32	06/19/20	PURC	.000	1.017	40,000.00	35,448.80	0.00	-35,448.80
246097	S 0 05-15-33	9128337T1	2000	05/15/33	06/19/20	PURC	.000	1.071	40,000.00	34,848.40	0.00	-34,848.40
246098	S 0 05-15-34	9128337V6	2000	05/15/34	06/19/20	PURC	.000	1.127	40,000.00	34,212.00	0.00	-34,212.00
246099	S 0 05-15-35	912833X88	2000	05/15/35	06/19/20	PURC	.000	1.172	40,000.00	33,605.20	0.00	-33,605.20
246100	S 0 05-15-36	912833Y20	2000	05/15/36	06/19/20	PURC	.000	1.215	40,000.00	32,992.80	0.00	-32,992.80
246101	S 0 05-15-37	912833Y46	2000	05/15/37	06/19/20	PURC	.000	1.240	40,000.00	32,458.00	0.00	-32,458.00
246102	S 0 05-15-38	912834AE8	2000	05/15/38	06/19/20	PURC	.000	1.302	40,000.00	31,707.60	0.00	-31,707.60
246103	S 0 05-15-39	912834DV7	2000	05/15/39	06/19/20	PURC	.000	1.367	40,000.00	30,920.00	0.00	-30,920.00
246104	S 0 05-15-40	912834HV3	2000	05/15/40	06/19/20	PURC	.000	1.418	40,000.00	30,194.40	0.00	-30,194.40
246105	S 0 05-15-41	912834KH0	2000	05/15/41	06/19/20	PURC	.000	1.472	40,000.00	29,438.40	0.00	-29,438.40
246106	S 0 05-15-42	912834LK2	2000	05/15/42	06/19/20	PURC	.000	1.524	40,000.00	28,680.40	0.00	-28,680.40
246107	S 0 05-15-43	912834MM7	2000	05/15/43	06/19/20	PURC	.000	1.565	40,000.00	27,989.20	0.00	-27,989.20
246108	S 0 05-15-44	912834NP9	2000	05/15/44	06/19/20	PURC	.000	1.607	40,000.00	27,280.40	0.00	-27,280.40
PURC							.000	.977	1,920,000.00	1,660,577.60	0.00	-1,660,577.60
Inv Type: 6030 GOVT-US-ACT/ACT-ZERO-Z							.000	.977	1,920,000.00	1,660,577.60	0.00	-1,660,577.60
Subtotal							.034	.953	2,040,000.00	1,780,577.60	0.00	-1,780,577.60
Fund: 3000 BID OHIO												
245980	BID OHIO 12.2.2020	LD20B0732	3000	12/02/20	06/03/20	PURC	.150	.150	3,000,000.00	3,000,000.00	0.00	-3,000,000.00



Ratification Report

From Date: 6/1/2020 To Date: 6/30/2020

Date Basis: Settlement

Run: 07/02/2020 06:43:02 AM

By: Zach Prouty

State of Ohio - Prod

Inv. No.	Description	CUSIP	Fund	Maturity	Settle	TXN Type	Coupon	Yield	Par Value	Book Value	Purchase Interest	Settlement
245981	BID OHIO 12.2.2020	LD20B0740	3000	12/02/20	06/03/20	PURC	.150	.150	2,500,000.00	2,500,000.00	0.00	-2,500,000.00
246109	HEARTLAND BANK BI	LD20B0757	3000	09/16/20	06/17/20	PURC	.150	.150	10,000,000.00	10,000,000.00	0.00	-10,000,000.00
246110	AXOS BANK BID OHI	LD20B0765	3000	09/16/20	06/17/20	PURC	.150	.150	10,000,000.00	10,000,000.00	0.00	-10,000,000.00
PURC							.150	.150	25,500,000.00	25,500,000.00	0.00	-25,500,000.00
Inv Type: 6103 SPRJ-BIDOHIO							.150	.150	25,500,000.00	25,500,000.00	0.00	-25,500,000.00
Subtotal							.150	.150	25,500,000.00	25,500,000.00	0.00	-25,500,000.00
Fund: 3030 ECO LINK												
246002	KEITH LAMPRECHT	EC2002011	3030	06/03/22	06/05/20	PURC	.001	.001	150,000.00	150,000.00	0.00	-150,000.00
PURC							.001	.001	150,000.00	150,000.00	0.00	-150,000.00
Inv Type: 6113 SPRJ-ECO-LINK							.001	.001	150,000.00	150,000.00	0.00	-150,000.00
Subtotal							.001	.001	150,000.00	150,000.00	0.00	-150,000.00
Fund: 3040 RE-ENERGIZE OHIO												
246058	1060 BUILDING LLC	RE2000041	3040	06/10/22	06/10/20	PURC	.001	.001	685,000.00	685,000.00	0.00	-685,000.00
PURC							.001	.001	685,000.00	685,000.00	0.00	-685,000.00
Inv Type: 6121 SPRJ-RE-ENERGIZE INT @ MATURIT							.001	.001	685,000.00	685,000.00	0.00	-685,000.00
Subtotal							.001	.001	685,000.00	685,000.00	0.00	-685,000.00
Fund: 3050 GROW NOW												
246001	MANGO BAY COMMU	LD2000585	3050	06/03/22	06/05/20	PURC	.001	.001	49,812.00	49,812.00	0.00	-49,812.00
246112	WB METALS LLC	LD2000593	3050	06/17/22	06/18/20	PURC	.001	.001	42,750.00	42,750.00	0.00	-42,750.00
246113	GEIGER BROTHERS I	LD2000601	3050	06/17/22	06/18/20	PURC	.001	.001	54,745.45	54,745.45	0.00	-54,745.45
246120	CHAGRIN VALLEY SO	LD2000619	3050	06/17/22	06/19/20	PURC	.001	.001	400,000.00	400,000.00	0.00	-400,000.00
246121	TAWA TREE MULCH	LD2000627	3050	06/17/22	06/19/20	PURC	.001	.001	400,000.00	400,000.00	0.00	-400,000.00
246122	TAWA LANDSCAPE S	LD2000635	3050	06/17/22	06/19/20	PURC	.001	.001	101,830.44	101,830.44	0.00	-101,830.44
246163	ENERGY POWER SER	LD2000643	3050	06/24/22	06/26/20	PURC	.001	.001	253,473.51	253,473.51	0.00	-253,473.51
PURC							.001	.001	1,302,611.40	1,302,611.40	0.00	-1,302,611.40
Inv Type: 6116 SPRJ-GROWNOW INT @ MATURITY							.001	.001	1,302,611.40	1,302,611.40	0.00	-1,302,611.40
Subtotal							.001	.001	1,302,611.40	1,302,611.40	0.00	-1,302,611.40
Grand Total							.915	1.010	5,382,417,517.74	5,381,778,934.28	78,383.99	-5,381,857,318.27
Count 171												